

TH 6529

.H4

1905

THE HAYDENVILLE COMPANY




Class TH6529

Book .H4
1905

Copyright N^o

COPYRIGHT DEPOSIT.





PRESS OF C. R. KAPLINGER,
SPRINGFIELD, MASS.

PLUMBERS' BRASS AND IRON GOODS DEP'T.

CATALOGUE "A"

1905.

The Haydenville Company, " " Brass and Iron Founders.

MANUFACTURERS OF

FINE BRASS AND IRON GOODS

FOR

PLUMBING, STEAM AND HOT WATER HEATING AND GAS FITTING

SANITARY SPECIALTIES.

Hardware Faucets, Valves, Cocks, etc., etc.

MAIN OFFICE AND WORKS

Haydenville, Mass., U. S. A.

New York City Office, 150 Nassau St.


WORKS FOUNDED

1845.



CABLE ADDRESS

"HAYDEN" NEW YORK.




LIBRARY of CONGRESS
 Two Copies Received
 JAN 3 1905
 Copyright Entry
Dec. 2, 1904
 CLASS a XXc. No:
 102941
 COPY B.

Works: THE HAYDENVILLE COMPANY,
 HAYDENVILLE, MASS., U. S. A.

Established 1845.

CH 8-351

*TH 6529
 H 4
 1905*



New York Office:

THE HAYDENVILLE COMPANY.

150 NASSAU STREET.

ROOMS: 1113, 1114, 1115.

THE HAYDENVILLE COMPANY,
HAYDENVILLE, MASS.

THE Works of The Haydenville Company were among the first established in the United States for the manufacture of Plumbing and Steam, Brass and Iron Goods, having been founded in 1845 by the late Lieut.-Governor Joel Hayden, of Massachusetts, in Haydenville, Mass., a thriving manufacturing village situated on N. Y. N. H. & H. R. R., Hampshire County, 25 miles north of Springfield, Mass. The entire plant was destroyed in the memorable Mill River Flood, 1874, caused by the bursting of one of the Company's largest storage reservoirs, situated a few miles north at the source of the stream. The reservoir flowed 125 acres averaging 20 feet deep. The Works were soon after rebuilt on the old site and the present mills, foundries and water-power plant are all of modern and substantial construction, covering an area of 3 acres, with ample shed and yard room and railroad side-tracks. The machinery, tools and general equipment are of the best, the workmen intelligent and skilled, and everything about the plant arranged for the complete production of high-grade Brass and Iron Goods. Probably no goods of this class are better or more favorably known throughout the United States and Foreign Countries; the catalogues of The Haydenville Company can be found in hands of buyers of Brass Goods in all parts of the world, and their lines of goods are as complete as to variety and range of sizes as any concern manufacturing this class of goods.

INDEX.

	PAGE		PAGE
A			
"Acme" Compression Work	138 to 140	Bath Cocks, Fuller	294 to 296
"Acme" Washers	139 to 140	Bath Fixtures	386 to 393
Adjustable Flange Compression		Bath Plugs	310 to 314
Bibbs	157 to 159	Bath Slides	316
Air Cocks	415	Bath Sprinklers	122 to 123
Air Cocks for Beer	73	Bath Supply Pipes	302 to 303
"Ashlar" Wall Hydrant and Washer	382	Bath Wastes and Over-Flows, "Haydenville"	389 to 391
"Austrian" Pattern Compression Bibbs	160	Bath Wastes and Washers	316
B			
Back-Water Valves "Pennie's"	402 to 403	Beer Air Cocks	73
Ball Cocks, Bottom Supply	213	"Belgian" Pattern Compression Bibbs	150
Ball Cocks, Compression	210	Bell Traps	339
Ball Cocks, Fuller	214	Bibb Flanges	349
Ball Cocks, Globe	215	Bibb Thimbles	348
Ball Cocks, Ground Key	58	Bibbs, Ball Lever Handle	9 to 10
Ball Cocks, Improved	211 to 215	Bibbs, Compression	143 to 162
Ball Cock Rods	215	Bibbs, Fuller	248 to 270
Ball Lever Handle Bibbs	9 to 10	Bibbs, Ground Key	1 to 18
Ball Lever Handle Stops	9 to 10	Bibbs, Self-Closing, "Doherty"	231 to 233
Balls, Copper	215	Bibbs, Self-Closing, "Haydenville"	217 to 221
"Bartholomew" Hopper Valves	304	Bibbs, Self-Closing, "Telegraph"	240 to 241
Basin Clamps	321	Bibbs, Wood Lever Handle	7
Basin Cock Couplings	305	Bidet Attachment, "Craigie"	400
Basin Cocks, Bracket	84	Bilge Pumps	373
Basin Cocks, "Brighton"	230	Boiler Couplings	340 to 341
Basin Cocks, Compression	89 to 103	Boiler Couplings, "Haydenville"	343
Basin Cocks, Compression, China Button	92, 95	Boiler Couplings with "Tee"	346
Basin Cocks, Compression, China Handle	106 to 108	"Boston" Self-Closing Hopper Valves	299
Basin Cocks, Double Compression	109	Bottom Supply Ball Cocks	213
Basin Cocks, Fuller	88, 273 to 285	Bracket Basin Cocks	84
Basin Cocks, Ground Key	76 to 81	Bracket Shampooing Cocks	85
Basin Cocks, Self-Closing, "Doherty"	235	Bracket Soap Cup	137
Basin Cocks, Self-Closing, "Haydenville"	87, 283 to 285	Brass Fittings	408 to 414
Basin Cocks, Self-Closing, "Premium"	87	Brass Fittings, Cast Iron Pattern	414
Basin Cocks, Self-Closing, "Telegraph"	242, 243	Brass Fittings, Fine Thread,	408 to 413
Basin Fixtures	387 to 388	Brass Nipples	408 to 413
Basin Grates	308	Brass Pipe Wrench	382
Basin Plugs	307 to 314	Brass Steam Goods	415
Basin Pumps	372	Brass Traps	394 to 399
Basin Pumps, Ship	372	Brass Unions	408 to 414
Basin Supply Pipes	300 to 301	Bushings, Hose	356
Basin Wastes, Bi-Transit, -Haydenville	387	C	
Basin Wastes, Pop-Up and Straight	388, 399	"Caldwell" Hose Straps	365
Bath Cock Couplings	306	"Caldwell" Hose Strap Fasteners	365
Bath Cock Supply Pipes	133	Caps, Hose	355
Bath Cocks, Compression	124 to 133	Caps for Sill Cocks	188
Bath Cocks, Compression, China Handle	131 to 133	Cast Iron Pattern Brass Fittings	414
		Cellar Drainers, "Haydenville"	384
		"Century" Closet Valves	290
		Cesspools	339
		Chain Stays	135 to 137

	PAGE		PAGE
Chain Stays, Lion Head and Name Plates	137	Compression Lavatory Fixtures, "Haydenville" Fuller	287
China Handle Compression Shower Stops	203	Compression Lavatory Stops 97 to	201
China Handle Compression Pantry Cocks	113	Compression Lavatory Stops, China Handle	198
China Handle Compression Sink Bibbs	163	Compression Lavatory Stops, Loose Key	199
China Handle Compression Wash Tray Bibbs.....	169	Compression Pantry Cocks 111 to	113
China Top Handles for Com- pression Work	134, 208	Compression Plain and Hose Bibbs	143 to 162
Cistern Cocks, Lever Handle, 14 to	15	Compression Shower Cocks ...	203
Cistern Stops, Lever Handle..	14	Compression Sill Cocks ..	184 to 188
Cistern Valves, Lever Handle..	322	Compression Sink Bibbs	163
Clamps, Basin	324	Compression Stops	189 to 201
Clamps, Hose	363	Compression Stops, Loose Key.	193
Clamps, Hydrant	353	Compression Urinal Cocks 180 to	183
"Cleveland" Stops	21	Compression Work "Acme" 138 to	140
Closet Cocks, Ship.....	370	Compression Work "Grundy" ..	142
Closet Cranks	323	Compression Work "Hamp- shire"	141
Closet Flanges	349	Connected Wastes and Over- Flows	386
Closet Levers	323	Connections, Goose Neck	70
Closet Tank Connections, "Tri- ton"	351	Connections, Slip Joint	348
Closet Valves, "Century"	299	Connections, Water	72
Closet Valves, Ship	370	Copper Balls and Rods.....	215
Cock-Hole Covers	136	Corporation Cock Couplings ..	72
Compression Ball Cocks	210	Corporation Cocks	62 to 70
Compression Basin Cocks.89 to	108	Corporation Cocks, "Hayden- ville"	69
Compression Bibbs, Adjustable Flange	157, 179	Couplings for Basin Cocks ...	305
Compression Bibbs, "Austrian" Pattern	160	Couplings for Bath Cocks ...	306
Compression Bibbs, "Belgian" Pattern	159	Couplings, Boiler	340 to 341
Compression Bibbs, China Han- dle	155 to 157	Couplings, Boiler, "Hayden- ville"	343
Compression Bibbs, Detachable Shank	157 to 158	Couplings, Boiler, with "Tee".	346
Compression Bibbs, Fine Thread	149	Couplings for Corporation Cocks	72
Compression Bibbs, "German" Pattern	161	Couplings, Flanged, Lead and Iron	72
Compression Bibbs, Loose Key.	162	Couplings, Hose	362
Compression Double Basin Cocks	109	Couplings, Hose, "Siamese" ..	357
Compression Double Bath Cocks 124 to	133	Couplings, Plain	344
Compression Double Pantry Cocks	114	Couplings, Valve	344
Compression Double Shampoo- ing Cock	115, 119	Couplings, Vent	350
Compression Double Shampoo- ing and Basin Cocks.117 to	120	Couplings, Water-Back .342 to	343
Compression Double Swing Shampooing Cocks	116	Cranks, Closet	323
Compression Double Swing Shampooing and Basin Cocks	118, 121	"Croton" Filters	328
Compression Double Slop Sink Cocks	164		
Compression Hopper Cocks 204 to	205	D	
Compression Hydrant Cocks 206 to	210	Detachable Shank Compression Bibbs	157, 178
		Deck Screws	371
		"Doherty" Self-Closing Work 231 to	239
		Double Acting Lift and Force Pumps	377
		Double Basin Cocks, Fuller..	285
		Double Basin Cocks and Sham- pooing Cocks, Fuller.....	286
		Double Bath Cocks, Compres- sion	124 to 133

	PAGE		PAGE
Double Bath Cocks, Fuller	244 to 246	Fuller Double Basin Cocks...	285
Double Basin Cocks, Compression	109	Fuller Double Basin and Shampoo Cocks	286
Double Pantry Cocks, Compression	114	Fuller Double Pantry Cocks...	292
Double Pantry Cocks, Fuller..	292	Fuller Double Shampoo Cocks.	293
Double Shampoo Cocks, Fuller	293	Fuller Double Slop Sink Cocks	262
Double Shampooing Cocks, Compression	115 to 119	Fuller Extension Pieces	262
Double Shampooing Cocks, Compression, China Button	115	Fuller Pantry Cocks.....	288 to 292
Double Shampooing and Basin Cocks, Compression..	117 to 120	Fuller Plain and Hose Bibbs	248 to 260
Double Slop Sink Cocks, Compression	164	Fuller Sink Bibbs	261
Double Swing Shampooing Cocks	116	Fuller Stops	271 to 272
Double Swing Shampooing and Basin Cocks	118 to 121	Fuller Wash Tray Bibbs.	263 to 270
Draw-Off Cocks	73	Fuller Work Handles	297 to 298
		Fuller Work Repairs	298
		G	
E		Garden Hose Valves	368
"Eclipse" Stops	53	Gas Proving Pumps	373
Ether Cups	373	Gas Service Cocks	404 to 405
Extension Pieces for Fuller Bibbs	262	Gate Valves, Brass.....	415
		Gauges, Mercury	373
F		"Gem" Hose Pipes.....	360
Ferrules	333 to 338	"German" Pattern Compression Bibbs	161
Ferrules, Iron Body, Trap Screw	333 to 338	Globe Valves, Brass	415
Ferrules, Trap Screw	333 to 338	Globe Valves, Iron Body	415
Ferrules, Ventilating Trap Screw	333 to 338	Goose Neck Connections.....	70
Filters, Water	328	Goose Neck Screws.....	348
Filters, "Croton"	328	Grates, Basin	308
Fine Thread Compression Work	149	Grates, Over-Flow	308
Fine Thread Brass Fittings	408 to 413	Grates, Sink	311
Fire Hose Valves.....	369	Ground Key Ball Cocks.....	358
"Fitchburg" Stops and Wastes	44	Ground Key Basin Cocks..	76 to 81
Fittings, Bath	386 to 393	"Grundy" Compression Work.	142
Fittings, Brass	408 to 414		
Fittings, Brass, Cast Iron Pattern	414	H	
Fittings, Brass, Fine Thread	408 to 413	"H" Pattern Stops	47 to 48
Fittings, Hose	355 to 368	"Hampshire" Compression Work	141
Fittings, Hydrant	353	Handles, China Top for Compression Work	134, 208
Fittings, Soil Pipe	401	Handles for Fuller Work	297 to 298
Fixtures, Lavatory	387 to 388	Handles and Guides, Hydrants	353
Flanged Couplings, Lead and Iron	69	Handles, Hydrant,	353
Flanges, Bibb	349	Handles, Wheel	208
Flanges, Closet	349	Hardware Brass Goods....	74 to 75
Force Pumps	375 to 376	"Hayden" Pipe Wrench.....	382
Force Pumps, Plumbers	373	"Haydenville" Basin Wastes	387 to 388
Fuller Ball Cocks	214	"Haydenville" Bath Wastes and Over-Flows	389 to 391
Fuller Basin Cocks...88, 273 to 285	285	"Haydenville" Boiler Couplings	343
Fuller Bath Cocks	294 to 296	"Haydenville" Celler Drainers	384
Fuller Combination Lavatory Fixtures "Haydenville"...	287	"Haydenville" Combination Lavatory Fixtures, Fuller.	287
		"Haydenville" Corporation Cocks	69
		"Haydenville" First Grade Stops	19 to 20
		"Haydenville Self-Closing Work	217 to 229

	PAGE		PAGE
"Haydenville" Shower Baths..	392	Iron Boiler Couplings ...	340 to 341
"Haydenville" Vacuum and Safety Valves	321	Iron Boiler Couplings, "Hay- denville"	343
Hexagon Flange Compression Work	179	Iron Steam Goods	415
Hexagon Flange Self-Closing Work	179	L	
Hopper Cocks, Compression 204 to	205	Lavatory Fixtures	387 to 388
Hopper Cocks, Lever Handle..	55	Lavatory Fixtures, Combin- ation, Compression	110
Hopper Cocks, Self-Closing "Doherty"	239	Lavatory Stops, Compression 197 to	201
Hopper Cocks, Self-Closing "Haydenville"	229	Lavatory Stops, Compression, China Handle	198
Hopper Cocks, Self-Closing "Telegraph"	245 to 247	Lavatory Stops, Compression, Loose Key	199
Hopper Valves, "Bartholomew"	304	Lavatory Supply Pipes	301
Hopper Cocks, Self-Closing "Boston"	299	Lavatory Traps, Brass...394 to	398
Hose Baskets, Suction	363	Lavatory Valves	202
Hose Bibb Ends	356	Lawn Sprinkler, "Mikado" ...	364
Hose Bushings	356	Lead Tack Moulds	327
Hose Caps	355	Lead Bell Traps	339
Hose Clamps	362	Lever Handle Bibbs	1 to 18
Hose Couplings	362	Lever Handle Finished Stops 41, 51,	52
Hose Couplings, "Siamese" ...	357	Lever Handle Hopper Cocks..	55
Hose Couplings, Steam	362	Lever Handle Rough Stops 29 to	34
Hose Couplings, Suction	362	Lever Handle Roundway Rough Stops	38 to 40
Hose Goods	355 to 363	Lever Handle Pantry Cocks... 86	
Hose Menders	363	Lever Handle Shower Stops... 54	
Hose Nipples	355	Levers, Closet	323
Hose Pipe Sprinklers	361	"Lewis" Hydrant and Street Washer Repairs	383
Hose Pipe Tips	361	Lift and Force Pumps...374 to	377
Hose Pipe, "Underwriters" ...	357	Lion Head Chain Stays and Name Plates	137
Hose Pipes	357 to 361	Lock Oil-Wagon Cocks	60
Hose Pipes, Combination	360	Lock Service Cocks..... 407	
Hose Pipes, "Gem"	360	Lock Union Meter Cocks.... 407	
Hose Pipes, "Hosford"	360	Loose Key Compression Lava- tory Stops	199
Hose Reducers	355 to 356	Loose Key Compression Still Cocks	184 to 188
Hose Straps, "Caldwell"	365	Loose Key Compression Stops. 193	
Hose Strap Fasteners, "Cald- well"	365	Loose Key Compression Work. 162	
Hose Valves	366 to 369	M	
Hose Valves, Garden	368	Menders, Hose	363
"Hosford" Hose Pipes..... 360		Mercury Gauges	373
House Pumps	374 to 377	Meter Cocks	406
Hydrant Clamps	353	Meter Cocks, Lock Union..... 407	
Hydrant Cocks	206 to 210	Meter Cocks, Union	406
Hydrant Cocks, Ground Key 56 to	57	"Mikado" Lawn Sprinklers... 364	
Hydrant Cocks, Roundway ...	57	Minneapolis Stops	45 to 46
Hydrant Handles	353	Moulds, Tack	327
Hydrant Handles and Guides..	353	N	
Hydrant Sockets	353	Name Plates	326
Hydrant Repairs "Lewis" ...	383	"Newport" Stops	49 to 50
Hydrants, "Lewis"	378 to 381	Nipples, Brass	408 to 413
Hydrants, Wall	382		
I			
"Ideal" Shower Baths..... 393			
Improved Ball Cocks.....211 to 215			
Iron Body Globe Valves	415		
Iron Body Trap Screw Fer- rules	333 to 338		

	PAGE		PAGE
Nipples, Hose	355	Rods for Ball Cocks.....	215
Nipples, Soldering	345	Rough Stops, Lever Handle	29 to 34
O			
Oil Wagon Cocks.....	60 to 61	Rough Stops, Roundway..	35 to 40
Outlet Urinal Connections	331 to 332	Rough Stops, Square Head ...	23
Overflow Grates	308 to 312	Rough Stops, Tee Handle..	22 to 28
P			
Pantry Cocks, China Handle, Compression	113	Roundway Hydrant Cocks	57
Pantry Cocks, Compression	111 to 113	Roundway Stops Finished	41
Pantry Cocks, Double Compression	114	Roundway Stops Rough..	35 to 40
Pantry Cocks, Double Fuller..	292	Rubber Stopper Goods.....	314
Pantry Cocks, Fuller	288 to 292	S	
Pantry Cocks, Lever Handle..	86	Safety and Vacuum Valves...	321
Pantry Cocks, Self-Closing "Doherty"	236	"Sanborn" Pat Fuller Basin Cocks	88
Pantry Cocks, Self-Closing "Haydenville"	226	Screws, Goose Neck	348
Pantry Cocks, Self-Closing "Telegraph"	244	Screws, Street Washer	354
Pedestal Stops and Wastes....	25	Sea Cocks	371
"Pennie's" Sewer, Gas and Back-Water Valves	402 to 403	Self-Closing Hopper Valves, "Boston"	299
Pipe, Wrench, Brass Pipe....	382	Self-Closing Work, "Brighton"	230
Pipes, Hose	357 to 361	Self-Closing Work, "Doherty"	231 to 239
Plain Bibbs, Compression	143 to 162	Self-Closing Work, "Haydenville"	217 to 229
Plain Bibbs, China Handle Compression	155 to 157	Self-Closing Work, Hexagon Flange	179
Plain Bibbs, Fuller	248 to 260	Self-Closing Work, "Premium"	87
Plain Bibbs, Lever Handle	1 to 13	Self-Closing Work, "Telegraph"	240 to 247
Plain Couplings	344	Service Cocks	404 to 405
Plates, Name	326	Service Cocks Lock	407
Plugs, Basin	307 to 314	Sewer Gas Valves, "Pennie's"	402 to 403
Plugs, Bath	310 to 314	Sewer Valves	318
Plugs, Sink	309 to 314	Shampoo Sprinklers	122 to 123
Plugs, Wash Tray	309 to 314	Shampooing and Basin Cocks, Double Compression	117, 120
Plumber's Force Pumps.....	373	Shampooing Cocks, Bracket..	85
Pop-Up Basin Wastes.....	388	Shampooing Cocks, Double Compression	115, 119
"Premium" Self-Closing Work.	87	Shampooing Cocks, Double Compression Swing	116
Pumps, Basin	372	Shampooing Cocks, Double Fuller	293
Pumps, Bilge	373	Shampooing Cocks, Swing....	82
Pumps, Double-Acting Lift and Force	377	Shields, Urinal	330
Pumps, Force	375 to 376	Ship Basin Pumps	372
Pumps, Gas-Proving	373	Ship Closet Cocks	370
Pumps, House	374 to 377	Ship Closet Valves	370
Pumps, Lift and Force..	374 to 377	Shower Baths, Ceiling	83
Pumps, Plumber's Force	373	Shower Baths, "Haydenville" ..	392
Pumps, Ship Basin	372	Shower Baths, "Ideal".....	393
Pumps, Single-Acting Lift and Force	374 to 376	Shower Bath Valves.....	83
R			
Rain and Well-Water Cocks...	59	Shower Stops, Compression ..	203
Raised Brass Strainers.....	324	Shower Stops, Lever Handle ..	54
Reducers, Hose	355 to 356	"Siamese" Hose Couplings....	357
Repairs for Fuller Work.....	293	Sill Cock Caps	188
Repairs for "Lewis" Hydrants.	383	Sill Cocks, Compression ..	184 to 188
Repairs "Lewis" Street Washers	383	Single-Acting Lift and Force Pumps	374 to 376
		Sink Bibbs, China Handle Compression	163
		Sink Bibbs, Compression	163
		Sink Bibbs, Fuller	261
		Sink Grates	311

	PAGE
Sink Plugs	309 to 314
Sink Traps, Brass	399
Sink Wastes and Washers.....	317
Slip Joint Compression Lava- tory Stops	200 to 201
Slip Joint Connections.....	348
Soap Cup, Bracket	137
Socket Head Stops	53
Socket, Hydrant	353
Soil Pipe Fittings.....	401
Soldering Nipples	345
Soldering Unions	346 to 347
Sprinklers, Hose Pipe	361
Sprinklers, Shampoo Bath	122 to 123
Square Head Rough Stops....	23
Steam Cocks	415
Steam Goods, Brass and Iron..	415
Steam Hose Couplings	362
Steam Whistles	415
Stoppers, Rubber	314
Stops, Ball Lever Handle.....	9
Stops, "Cleveland"	21
Stops, Compression	189 to 201
Stops, "Eclipse"	53
Stops, Fine Thread, Compres- sion	149
Stops, Finished	51 to 52
Stops and Wastes, "Fitchburg"	41
Stops, Fuller	271 to 272
Stops, "H" Pattern	47 to 48
Stops, "Haydenville First Grade"	19 to 20
Stops, "Minneapolis"	45 to 46
Stops, Newport Pattern	49 to 50
Stops and Wastes, Pedestal....	25
Stops Rough, Lever Handle	29 to 34
Stops Rough, Square Head ...	23
Stops Rough, Tee Handle.....	24 to 28
Stops Roundway, Finished ...	41
Stops Roundway, Rough.....	35 to 40
Stops Self-Closing "Doherty" ..	234
Stops Self-Closing "Hayden- ville"	222
Stops Shower, Lever Handle..	54
Stops, Socket Head	53
Stops, Wood Lever Handle....	7
Straight Basin Wastes.....	399
Strainers, Brass	324 to 325
Street Washer Checks	353
Street Washer Repairs "Lewis"	383
Street Washer Screws	354
Street Washers "Lewis" 378 to	381
Suction Hose Baskets	363
Suction Hose Couplings	362
Sugar Pot Cocks	61
Sugar Wagon Valves	319
Supply Pipes, Basin	300 to 301
Supply Pipes, Bath	302 to 303
Supply Pipes for Bath Cocks..	133
Swing Basin Cocks	76 to 81
Swing Shampooing Cocks	82
Swing Shampooing Cocks, Dou- ble Compression	116
Swing Shampooing and Basin Cocks, Double Compression	118, 121

T

	PAGE
Tack Moulds	327
Tank Connections, Closet "Tri- ton"	351
Tank Valves	318
Tee Handle Rough Stops.....	22 to 28
Tee Handle Roundway Rough Stops	35 to 37
Tees, Urinal Vent	351
"Telegraph" Self-Closing Work	240 to 247
Thimbles, Bibb	348
Tips, Hose Pipe	361
Trap Screw Ferrules	333 to 338
Trap Screw Ferrules, Iron Body	333 to 338
Trap Screw Ferrules, Vent- ilating	333 to 338
Trap Screws	315
Trap Screws, Ventilating.....	315
Traps, Bell Brass	339
Traps, Bell Lead	339
Traps, Brass	394 to 399
Traps, Lavatory Brass	394 to 398
Traps, Sink Brass	399
Traps, Urinal	329
"Triton" Closet Tank Connec- tions	351
Tubes, Waste	349
Tubular Goods	385 to 399

U

"Underwriters" Hose Pipes... 357	357
Union Meter Cocks	406
Union Meter Cocks, Lock ...	407
Unions, Brass	345, 408 to 414
Unions, Soldering	346 to 347
Urinal Cocks, Compression	180 to 183
Urinal Cocks, Self-Closing	227 to 228
"Haydenville"	227 to 228
Urinal Cocks, Self-Closing,	237 to 238
"Doherty"	237 to 238
Urinal Connections, Adjustable.	331
Urinal Connections, Inlet and Outlet	331 to 332
Urinal Shields	330
Urinal Traps	329
Urinal Vent Tees	351

V

Vacuum Valves	320
Vacuum and Safety Valves	321
"Haydenville"	321
Valve Couplings	344
Valves, Lavatory	202
Vent Couplings	350
Vent Tees, Urinal	351
Ventilating Trap Screw Fer- rules	333 to 338
Ventilating Trap Screws.....	315

W		PAGE			PAGE
Wall Hydrant and Washer			Wastes and Overflows, Basin..		387
“Ashlar”	382		Wastes and Overflows, Bath		389 to 391
Wash Tray Bibbs, China Handle Compression	169		Wastes and Overflows, Connected		386
Wash Tray Bibbs, Compression	165 to 174		Wastes and Washers.....	316 to	317
Wash Tray Bibbs, Fuller	263 to 270		Water Connections		72
Wash Tray Bibbs, Lever Handle	16 to 18		Water Filters		328
Wash Tray Plugs.....	309 to 314		Water Gauges		415
Wash Tray Wastes and Washers	317		Water-Back Couplings ..	342 to	343
Washers, “Acme”	139 to 140		Wheel Handles for Compression Work		208
Waste Tubes	349		Whistles		415
Waste Valves	318		Wood Lever Handle Bibbs ..		7
			Wood Lever Handle Stops ..		7
			Wrench, Brass Pipe.....		332

INTRODUCTORY.

WE take pleasure in presenting this catalogue, as it is very complete in description and illustration of the staple lines of Water Brass Goods generally carried by the Jobbing trade. Our lines of Steam Goods and Hardware Goods are shown in our latest Steam and Hardware catalogues.

The rapid advance in sanitary engineering and plumbing practice will account for the modern appearance and large increase in the variety of staples and specialties illustrated. All goods shown are of our own manufacture, *as we do no jobbing business.*

Our constant aim is to preserve the distinctive character of our product, and to maintain the high standard of quality which has made the name "Haydenville" a synonym for honest and reliable goods. We have an unequalled equipment for fine manufacture, a corps of skilled workmen and a thorough system of work inspection, all of which tends to the production of goods of deserved merit. We never sacrifice quality, and our success has been attained by making good goods at reasonable prices. There is a point in price and quality below which we refuse to go.

We desire to thank our customers for the many orders given us in the past, and for their great confidence in "Haydenville" goods, and we hope to receive a large and increasing share of your future patronage which we will, at all times, endeavor to merit by fair dealing, good goods, reasonable prices, and as prompt shipments as a large variety of product permits.

Very truly yours,

THE HAYDENVILLE COMPANY.

NOTICE.

The lists of staple goods in this catalogue are those adopted August 1st, 1903, by the National Manufacturer's Association and generally known as "The Haydenville Revision." On the new articles illustrated, since put out, the lists have been made proportionate to those on the staples.

The key lists on pages 9, 150, 155, 162, 178, 179, etc., etc., will be particularly appreciated by buyers and bill clerks in making up lists on irregular articles, and on such goods as differ from the staple lines.

We have maintained so far as we could the old catalogue figures so familiar to the users of Haydenville goods, such as Figs. 2, 12, 53, 62, 309, 311, 501, 611, 659, etc., and trust this feature will be appreciated by the trade.

Descriptions and merits of the different lines will be found on pages preceding the articles, and we would respectfully ask the buyers to read them carefully.

All our goods are securely wrapped, neatly labeled and plainly marked, and every piece sent out is tested from 150 to 250 pounds pressure according to size and grade, and each article bears our name stamped on it, and has our *unqualified guarantee*.

To prevent errors and misunderstandings always give size or number and catalogue figure.

All communications should be addressed to the Company.

TERMS.

- (A) Cash, monthly settlements unless otherwise agreed.
- (B) All our prices are subject to change without notice, but we always endeavor to keep regular customers informed as to market changes.
- (C) When Freight Allowance is quoted, it applies only to shipments of 125 pounds and over.
- (D) Claims for corrections or deductions, to receive attention, should be made within eight (8) days after receipt of goods. We can prove our count by weighing same kind of goods here, and all claims for shortage must be subject to this test.
- (E) Definite instructions as to Route, Packing, Insurance, etc., should accompany orders, otherwise goods will be packed and shipped in accordance with our best judgment.
- (F) Electrotypes of staple goods will be charged at cost, but those of our specialties will be furnished free.
- (G) Goods returned without our consent, will neither be received nor credited. If accepted we credit at 10% less than prices charged, and freight is to be prepaid.
- (H) We guarantee all our goods, but through error, should any prove defective, they will, on return, be credited at price charged. We will not allow claims if goods show they have been damaged by others, or allow any charges whatever for expenses to repair defective goods, neither will we allow bills for labor or consequential damages caused by them.
- (J) Our goods are packed by experienced employees; and to avoid all questions and misunderstandings as to liability for loss or damage in transit would state that we only accept orders with the agreement of the customer that our responsibility ceases absolutely as soon as goods are delivered in good condition to the Transportation Company and receipt taken for same. All goods travel at risk of purchaser, as ownership has then passed from us, and the consignee must look to Transportation Company for redress.
- (K) Stenographic and clerical errors are subject to correction.
- (L) All agreements and promises of shipments made by us are contingent upon strikes, accidents, fires, or causes beyond our control.

TELEGRAPH CODE.

(Code words follow each Catalogue Figure.)

- Vacancy Quote lowest price at your usual terms on——.
- Vacation Can you furnish from stock ?
- Vaccine How soon can you ship ?
- Vacuity When will you ship order——.
- Vacuum When can you ship any part of order——.
- Vagabo When will you complete order——.
- Vagary Can you ship immediately ?
- Vagrant Ship immediately.
- Vague Ship as soon as possible.
- Vain Ship what you have ready and let balance follow soon as possible.
- Vale If you cannot ship by time named, advise by telegraph.
- Valerian Send Tracer at once for shipment——.
- Valet Wanted badly ; when will you ship ? Answer by telegraph.——
- Valid Ship by Express.
- Valise Ship by Railroad.
- Valley Ship by Steamer.
- Valor Please change order to read——.
- Value If not being executed, please cancel and advise by wire.
- Vampire If not being executed, please cancel and advise by mail.
- Van Ship the whole order in one lot.
- Vanity Ship at once any portion of order——.

ANSWERS.

- Vapid We can ship part from stock and the balance in——.
- Vapor We shipped your order——.
- Variable We expect to ship on the——.
- Variance We can ship——.
- Varicose We can ship immediately on receipt of order.
- Variety Will ship earlier if possible.
- Varlet We have shipped.

N.B.—We also use the Standard Codes of the world for telegraphing.

- Varnish We have not shipped.
 Vase We cannot ship.
 Vassal We cannot ship until—.
 Vast We have ready for shipment.
 Vatican Shall we ship what we have ready?
 Vault Shall we enter order?
 Vehicle We have no patterns.
 Vein Impossible for us to fill your order in the time specified.
 Vellon In process of manufacture, and cannot be cancelled
 without some expense to you.
 Vellum Have changed order referred to, and will ship.
 Velocity We have no order—.
 Velvet Order was cancelled on the—.
 Vendue Order completed—.
 Venial Your message is unintelligible. Please repeat.
 Venison Referring to your letter of—.
 Venom Referring to your telegram of—.
 Venous Must have an answer by—.
 Venture You have not answered our letter of—.
 Venue You have not answered our telegram of—.
 Veracity Please answer our letter of the—.
 Veranda Please answer our telegram of the—.
 Verbal Did you receive our letter of the—.
 Verbatim Did you receive our telegram of the—.
 Verbena Your letter was not received until—.
 Verbose Your letter received.
 Verdant Your telegram received.

MONTH.

- | | | |
|-------------------------|-------------------------|------------------------|
| Verdict 1st | Version 11th | Vestry 21st |
| Verdure 2nd | Versus 12th | Vesture 22nd |
| Verge 3rd | Vertebra 13th | Vetch 23rd |
| Verify 4th | Vertex 14th | Veteran 24th |
| Verigo 5th | Vertical 15th | Veto 25th |
| Verity 6th | Vertigo 16th | Vex 26th |
| Vermin 7th | Vesicle 17th | Vial 27th |
| Vernal 8th | Vessel 18th | Vian 28th |
| Versatile 9th | Vest 19th | Viands 29th |
| Verse 10th | Vestige 20th | Vicious 30th |
| | | Victim 31st |

SIZES IN INCHES.

Victor	$\frac{1}{8}$	Village	$2\frac{1}{2}$
Victoria	$\frac{1}{4}$	Villain	3
Victual	$\frac{3}{8}$	Vim	$3\frac{1}{2}$
Vicuna.....	$\frac{7}{16}$	Vine	4
Vied	$\frac{1}{2}$	Vinegar	$4\frac{1}{2}$
View	$\frac{9}{16}$	Vinous	5
Vigil	$\frac{5}{8}$	Vintage	6
Vigilant	$\frac{3}{4}$	Viol	7
Vignet	$\frac{7}{8}$	Violate	8
Vigor	1	Violence	9
Vile	$1\frac{1}{4}$	Violent.....	10
Vilify	$1\frac{1}{2}$	Violet	11
Villa.....	2	Violin	12

DISCOUNTS.

Virago	20
Virile.....	25
Virility	30
Virtual	35
Virtue	40
Virtuous	50
Virulent.....	55
Virus	60
Visage	$62\frac{1}{2}$
Viscid.....	65
Vise	$67\frac{1}{2}$
Visible	70
Vision	75
Visit	80
Visor	85
Vista.....	and $2\frac{1}{2}$
Vital	and 5
Vitrify.....	and 5 and 5
Vitriol	and $7\frac{1}{2}$
Vivid	and 10
Vivify	and 10 and 10
Vixen	and $12\frac{1}{2}$
Vizier.....	and 15
Vogue	and 20

NUMERALS.

Wave.....	1	Wayfaring.....	24	Weakness.....	47	Weat.....	70	Wegow.....	93
Wavel.....	2	Waygoing.....	25	Weald.....	48	Weath.....	71	Weigh.....	94
Wavelo.....	3	Waylaid.....	26	Wealden.....	49	Weather.....	72	Weighal.....	95
Waver.....	4	Waylay.....	27	Wealdish.....	50	Weatherly.....	73	Weighbo.....	96
Wavering.....	5	Waylayer.....	28	Wealdsman.....	51	Weave.....	74	Weighlock.....	97
Waverly.....	6	Wayleave.....	29	Wealth.....	52	Weaveth.....	75	Weight.....	98
Waveson.....	7	Waymake.....	30	Wealthy.....	53	Web.....	76	Weightily.....	99
Wavine.....	8	Waymark.....	31	Wean.....	54	Webbing.....	77	Welaway.....	100
Wavure.....	9	Waypane.....	32	Weaning.....	55	Webfoot.....	78	Welt.....	120
Wax.....	10	Wayside.....	33	Weapon.....	56	Weblot.....	79	Welty.....	144
Waxen.....	11	Waystate.....	34	Weaponry.....	57	Webstop.....	80	Wheng.....	180
Waxfo.....	12	Wayth.....	35	Wearable.....	58	Wedded.....	81	Whim.....	200
Waxlight.....	13	Wayward.....	36	Wearers.....	59	Wedding.....	82	Whimper.....	240
Waxmoth.....	14	Waywarden.....	37	Wearied.....	60	Wedge.....	83	Whine.....	250
Waxmy.....	15	Waywardly.....	38	Wearif.....	61	Wedgewise.....	84	Whip.....	288
Waxpalm.....	16	Waywiset.....	39	Weariful.....	62	Wedgewood.....	85	Whipping.....	300
Waxwing.....	17	Wayworn.....	40	Wearily.....	63	Wedlock.....	86	Whipstaff.....	360
Waxwo.....	18	Weak.....	41	Weariness.....	64	Weed.....	87	Whirl.....	400
Waxwork.....	19	Weaken.....	42	Weariso.....	65	Week.....	88	Whistle.....	500
Waybag.....	20	Weakening.....	43	Wearly.....	66	Weep.....	89	Whiten.....	600
Waybill.....	21	Weakfish.....	44	Weasand.....	67	Weeping.....	90	Whiting.....	750
Waybred.....	22	Weakling.....	45	Weasel.....	68	Weevily.....	91	Whitlow.....	900
Wayfare.....	23	Weakly.....	46	Weasoly.....	69	Wegol.....	92	Whittled.....	1000

SHORT INDEX.

	PAGE
Ground Key Work	1 to 86
Hardware Faucets	74 to 75
Compression Work	89 to 210
Self-Closing Work	87, 216 to 248
Fuller Work	88, 248 to 298
Supply Pipes	300 to 307
Miscellaneous Brass Work	307 to 355
Hose Goods	355 to 370
Yacht and Steamship Work	370 to 373
Pumps	373 to 378
Hydrants and Street Washers	378 to 383
Wastes, Basin and Bath	385 to 392
Shower Baths	83, 392 and 393
Brass Traps	394 to 400
Soil Pipe Fittings	401 and 402
"Pennie" Sewer Valves	402 and 403
Service and Gas Cocks	404 to 408
Brass Fittings	408 to 414
Steam Goods	415

HAYDENVILLE GROUND KEY WORK.

STANDARD AND SPECIAL SIZES.

Our lines of Ground Key Work are illustrated under pages 1 to 86.

They comprise a variety of styles and range of sizes from $\frac{1}{4}$ to 5 inch inclusive, fully suitable to the wants of all buyers of goods of this class.

The lines are particularly recommended for design, finish and quality. The metal and all material entering into their manufacture being of the best quality insures first-class goods of unquestioned merit.

Each article is thoroughly made, carefully ground and put together by experienced workmen with a special grease of our own manufacture; a bibb or cock well ground and put together is worth three that are not.

No piece of Ground Key Work should ever be taken apart by a plumber or tinner or overheated so as to melt the grease.

We manufacture all the bibbs and finished stops illustrated, in both Regular and Ball Handle patterns.

Every piece tested and guaranteed.

LEVER HANDLE PLAIN BIBBS.

LEAD PIPE.




FIG. 1. (Abate)

Size, inch.....	¼	⅜	½	⅝	¾	⅞	1	1¼
Rough, per doz.	\$12.00	14.00	16.00	19.00	26.00	34.00	37.00	60.00
Size, inch.....	1½	1¾	2	2¼	2½			
Rough, per doz.	\$90.00	160.00	180.00	260.00	280.00			
Size, inch.....	3	3½	4	5				
Rough, per doz.	\$360.00	700.00	1000.00	1700.00				

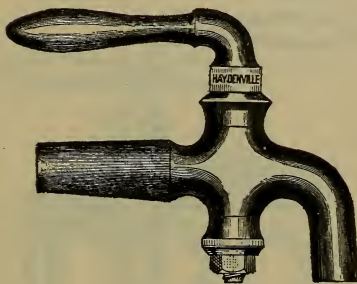


FIG. 2. (Abbey)

Size, inch.....	¼	⅜	½	⅝	¾	⅞	1	1¼
Finished, per doz.	\$13.50	15.50	18.00	21.50	29.00	38.00	41.00	70.00
Nick. Plat., "	15.00	17.00	20.00	24.00	32.00	42.00	45.00	80.00
Size, inch.....	1½	1¾	2	2¼	2½			
Finished, per doz.	\$110.00	185.00	210.00	300.00	330.00			
Nick. Plat., per doz.	130.00	215.00	250.00	345.00	380.00			
Size, inch.....	3	3½	4	5				
Finished, per doz.	\$420.00	780.00	1100.00	1900.00				
Nick. Plat., per doz.	480.00	860.00	1200.00	2100.00				

With Ball Handle, see Key List page 9.

LEVER HANDLE PLAIN BIBBS.

SCREWED FOR WOOD




FIG. 3. (Abide)

Size, inch	$\frac{1}{4}$	$\frac{3}{8}$	$\frac{1}{2}$	$\frac{5}{8}$	$\frac{3}{4}$	$\frac{7}{8}$	1	$1\frac{1}{4}$
Rough, per doz.	\$13.00	15.50	18.00	21.50	29.00	40.00	44.00	70.00
Size, inch	$1\frac{1}{2}$	$1\frac{3}{4}$	2	$2\frac{1}{4}$	$2\frac{1}{2}$			
Rough, per doz.	\$105.00	180.00	200.00	290.00	310.00			
Size, inch	3	$3\frac{1}{2}$	4					
Rough, per doz.	\$420.00	780.00	1100.00					

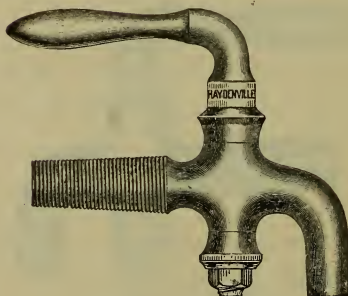


FIG. 4. (Absolve)

Size, inch	$\frac{1}{4}$	$\frac{3}{8}$	$\frac{1}{2}$	$\frac{5}{8}$	$\frac{3}{4}$	$\frac{7}{8}$	1	$1\frac{1}{4}$
Finished, per doz.	\$14.50	17.00	20.00	24.00	32.00	44.00	48.00	80.00
Nick. Plat., "	16.00	18.50	22.00	26.50	35.00	48.00	52.00	90.00
Size, inch	$1\frac{1}{2}$	$1\frac{3}{4}$	2	$2\frac{1}{4}$	$2\frac{1}{2}$			
Finished, per doz.	\$125.00	205.00	230.00	330.00	360.00			
Nick. Plat., per doz.	\$145.00	235.00	270.00	375.00	410.00			
Size, inch	3	$3\frac{1}{2}$	4					
Finished per doz.	\$480.00	860.00	1200.00					
Nick. Plat., per doz.	\$540.00	940.00	1300.00					

With Ball Handle, see page 10.

LEVER HANDLE HOSE BIBBS.

LEAD PIPE.

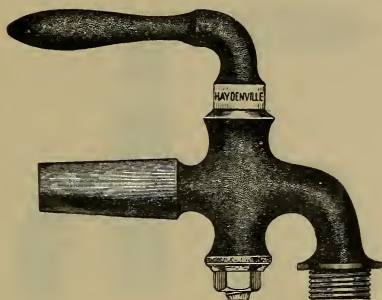


FIG. 5. (Accept)

Size, inch	$\frac{3}{8}$	$\frac{1}{2}$	$\frac{5}{8}$	$\frac{3}{4}$	1	$1\frac{1}{4}$
Rough, per doz.	\$16.00	18.00	21.00	29.00	42.00	66.00
Size, inch	$1\frac{1}{2}$	2	$2\frac{1}{2}$	3	$3\frac{1}{2}$	4
Rough, per doz.	\$98.00	195.00	310.00	400.00	770.00	1100.00

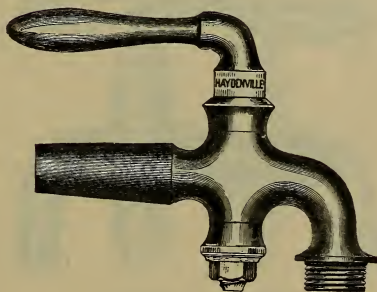


FIG. 6. (Accord)

Size, inch	$\frac{3}{8}$	$\frac{1}{2}$	$\frac{5}{8}$	$\frac{3}{4}$	1	$1\frac{1}{4}$
Finished, per doz	\$17.50	20.00	23.50	32.00	46.00	76.00
Nickel Plated, per doz.	19.00	22.00	26.00	35.00	50.00	86.00
Size, inch	$1\frac{1}{2}$	2	$2\frac{1}{2}$	3	$3\frac{1}{2}$	4
Finished, per doz	\$118.00	225.00	360.00	460.00	850.00	1200.00
Nickel Plated, per doz.	138.00	265.00	410.00	520.00	930.00	1300.00

With Ball Handle, see Key List page 9.

LEVER HANDLE PLAIN BIBBS.

IRON PIPE WITHOUT SHOULDER.

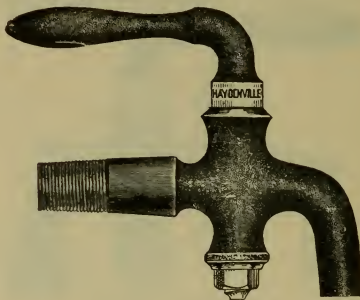


FIG. 7. (Account)

Size, inch.	$\frac{1}{4}$	$\frac{3}{8}$	$\frac{1}{2}$	$\frac{5}{8}$	$\frac{3}{4}$	1	$1\frac{1}{4}$
Rough, per doz.	\$13.00	15.00	18.00	22.00	30.00	43.00	68.00
Size, inch.	$1\frac{1}{2}$	2	$2\frac{1}{2}$	3	$3\frac{1}{2}$	4	
Rough, per doz.	\$100.00	200.00	320.00	410.00	780.00	1100.00	




FIG. 8. (Accurate)

Size, inch.	$\frac{1}{4}$	$\frac{3}{8}$	$\frac{1}{2}$	$\frac{5}{8}$	$\frac{3}{4}$	1	$1\frac{1}{4}$
Finished, per doz.	\$14.50	16.50	20.00	24.50	33.00	47.00	78.00
Nickel Plated, per doz.	16.00	18.00	22.00	27.00	36.00	51.00	88.00
Size, inch.	$1\frac{1}{2}$	2	$2\frac{1}{2}$	3	$3\frac{1}{2}$	4	
Finished, per doz.	\$120.00	230.00	370.00	470.00	860.00	1200.00	
Nickel Plated, per doz.	140.00	270.00	420.00	530.00	940.00	1300.00	

With Ball Handle see Key List page 9.

LEVER HANDLE HOSE BIBBS.

IRON PIPE WITHOUT SHOULDER




FIG. 9. (Accuse)

Size, inch	$\frac{3}{8}$	$\frac{1}{2}$	$\frac{5}{8}$	$\frac{3}{4}$	1	$1\frac{1}{4}$
Rough, per doz.	\$17.00	20.00	24.00	33.00	48.00	74.00
Size, inch	$1\frac{1}{2}$	2	$2\frac{1}{2}$	3	$3\frac{1}{2}$	4
Rough, per doz.	\$108.00	215.00	350.00	450.00	850.00	1200.00

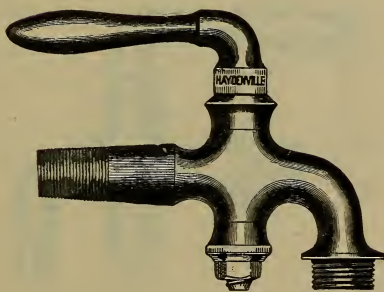


FIG. 10. (Ace)

Size, inch	$\frac{3}{8}$	$\frac{1}{2}$	$\frac{5}{8}$	$\frac{3}{4}$	1	$1\frac{1}{4}$
Finished, per doz.	\$18.50	22.00	26.50	36.00	52.00	84.00
Nickel Plated, per doz.	20.00	24.00	29.00	39.00	56.00	94.00
Size, inch	$1\frac{1}{2}$	2	$2\frac{1}{2}$	3	$3\frac{1}{2}$	4
Finished, per doz.	\$128.00	245.00	400.00	510.00	930.00	1300.00
Nickel Plated, per doz.	148.00	285.00	450.00	570.00	1010.00	1400.00

With Ball Handle, see Key List page 9.

LEVER HANDLE PLAIN BIBBS.

IRON PIPE.




FIG. 11. (Ache)

Size, inch	$\frac{1}{4}$	$\frac{3}{8}$	$\frac{1}{2}$	$\frac{5}{8}$	$\frac{3}{4}$	1	$1\frac{1}{4}$
Rough, per doz.	\$12.00	14.00	16.00	19.00	26.00	37.00	60.00
Size, inch	$1\frac{1}{2}$	2	$2\frac{1}{2}$	3	$3\frac{1}{2}$		
Rough, per doz.	\$90.00	180.00	280.00	360.00	700.00		
Size, inch	4	5					
Rough, per doz.	\$1000.00	1700.00					




FIG. 12. (Acid)

Size, inch	$\frac{1}{4}$	$\frac{3}{8}$	$\frac{1}{2}$	$\frac{5}{8}$	$\frac{3}{4}$	1	$1\frac{1}{4}$
Finished, per doz.	\$13.50	15.50	18.00	21.50	29.00	41.00	70.00
Nickel Plated, per doz.	15.00	17.00	20.00	24.00	32.00	45.00	80.00
Size, inch	$1\frac{1}{2}$	2	$2\frac{1}{2}$	3			
Finished, per doz.	\$110.00	210.00	330.00	420.00			
Nickel Plated, per doz.	130.00	250.00	380.00	480.00			
Size, inch	$3\frac{1}{2}$	4	5				
Finished, per doz.	\$780.00	1100.00	1900.00				
Nickel Plated, per doz.	860.00	1200.00	2100.00				

With Ball Handle, see page 10.

WOOD LEVER HANDLE PLAIN BIBBS.

IRON PIPE.




FIG. 12-A. (Acorn)

Size, inch	$\frac{3}{8}$	$\frac{1}{2}$	$\frac{5}{8}$	$\frac{3}{4}$	1
Finished, per doz.	\$20.50	24.00	29.00	39.00	54.00
Nickel Plated, per doz.	22.00	26.00	31.50	42.00	58.00

Size, inch	$1\frac{1}{4}$	$1\frac{1}{2}$	2
Finished, per doz.	\$87.00	132.00	238.00
Nickel Plated, per doz.	97.00	152.00	278.00

For Wood Lever Handle like the above on any Lever Handle Bibb or Stop add to regular list the following :

Size, inch	$\frac{3}{8}$	$\frac{1}{2}$	$\frac{5}{8}$	$\frac{3}{4}$	1	$1\frac{1}{4}$	$1\frac{1}{2}$	2
Per doz.	\$5.00	6.00	7.50	10.00	13.00	17.00	22.00	28.00

NOTE :—Polished Cherry Handle *furnished regularly unless otherwise specified.

LEVER HANDLE HOSE BIBBS.

IRON PIPE.




FIG. 13. (Acquire)

Size, inch	$\frac{3}{8}$	$\frac{1}{2}$	$\frac{5}{8}$	$\frac{3}{4}$	1	$1\frac{1}{4}$
Rough, per doz.	\$16.00	18.00	21.00	29.00	42.00	66.00
Size, inch	$1\frac{1}{2}$	2	$2\frac{1}{2}$	3	$3\frac{1}{2}$	4
Rough, per doz.	\$98.00	195.00	310.00	400.00	770.00	1100.00




FIG. 14. (Acquit)

Size, inch	$\frac{3}{8}$	$\frac{1}{2}$	$\frac{5}{8}$	$\frac{3}{4}$	1	$1\frac{1}{4}$
Finished, per doz.	\$17.50	20.00	23.50	32.00	46.00	76.00
Nickel Plated, per doz.	19.00	22.00	26.00	35.00	50.00	86.00
Size, inch	$1\frac{1}{2}$	2	$2\frac{1}{2}$	3	$3\frac{1}{2}$	4
Finished, per doz.	\$118.00	225.00	360.00	460.00	850.00	1200.00
Nickel Plated, per doz.	138.00	265.00	410.00	520.00	930.00	1300.00

With Ball Handle, see Key List page 9.

BALL LEVER HANDLE BIBBS.

LEAD PIPE.

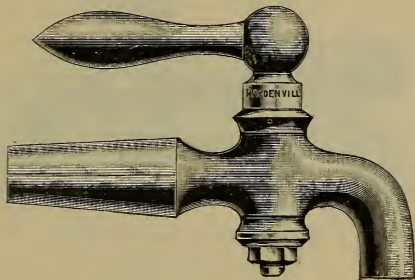


FIG. 14-A. (Acre)

Size, inch	$\frac{1}{4}$	$\frac{3}{8}$	$\frac{1}{2}$	$\frac{5}{8}$	$\frac{3}{4}$
Finished, per doz	\$16.50	18.50	21.00	24.50	33.00
Nickel Plated, per doz	18.00	20.00	23.00	27.00	36.00
Size, inch	1	$1\frac{1}{4}$	$1\frac{1}{2}$	2	$2\frac{1}{2}$
Finished, per doz	\$46.00	76.00	117.00	220.00	340.00
Nickel Plated, per doz	50.00	86.00	137.00	260.00	390.00

We have illustrated our line of Ground Key Bibbs (Figs. 1 to 14 and Figs. 15 to 33 inclusive) and Ground Key Stops (Figs. 85 to 88 inclusive) with Plain Lever Handle. We also furnish all of these Bibbs and Stops with Ball Lever Handle, like that illustrated above.

For lists on Ball Lever Handle Bibbs and Stops add to the printed catalog lists on Figs. 1 to 14 and Figs. 15 to 33 and Figs. 85 to 88 inclusive, the following :

KEY LIST.

Size, inch	$\frac{1}{4}$	$\frac{3}{8}$	$\frac{1}{2}$	$\frac{5}{8}$	$\frac{3}{4}$
Per doz	\$3.00	3.00	3.00	3.00	4.00
Size, inch	1	$1\frac{1}{4}$	$1\frac{1}{2}$	2	$2\frac{1}{2}$
Per doz	\$5.00	6.00	7.00	10.00	10.00

BALL LEVER HANDLE BIBBS.

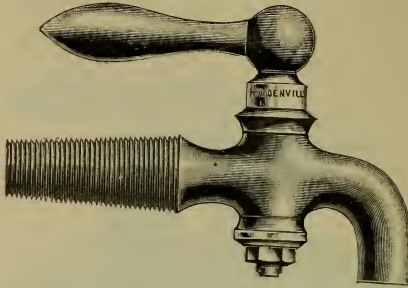


FIG. 14-B. (Across)

SCREWED FOR WOOD.

Size, inch.....	$\frac{1}{4}$	$\frac{3}{8}$	$\frac{1}{2}$	$\frac{5}{8}$	$\frac{3}{4}$	$\frac{7}{8}$
Finished, per doz.....	\$17.50	20.00	23.00	27.00	36.00	49.00
Nickel Plated, per doz.	19.00	21.50	25.00	29.50	39.00	53.00
Size, inch.....	1	$1\frac{1}{4}$	$1\frac{1}{2}$	$1\frac{3}{4}$	2	
Finished, per doz.....	\$53.00	86.00	132.00	215.00	240.00	
Nickel Plated, per doz.	57.00	96.00	152.00	245.00	280.00	
Size, inch.....	$2\frac{1}{4}$	$2\frac{1}{2}$				
Finished, per doz.....	\$340.00	370.00				
Nickel Plated, per doz.	385.00	420.00				




FIG. 14-C. (Action)

IRON PIPE.

Size, inch.....	$\frac{1}{4}$	$\frac{3}{8}$	$\frac{1}{2}$	$\frac{5}{8}$	$\frac{3}{4}$
Finished, per doz.....	\$16.50	18.50	21.00	24.50	33.00
Nickel Plated, per doz....	18.00	20.00	23.00	27.00	36.00
Size, inch.....	1	$1\frac{1}{4}$	$1\frac{1}{2}$	2	$2\frac{1}{2}$
Finished, per doz.....	\$46.00	76.00	117.00	220.00	340.00
Nickel Plated, per doz....	50.00	86.00	137.00	260.00	390.00

LEVER HANDLE PLAIN AND HOSE BIBBS.
FLANGE AND THIMBLE.

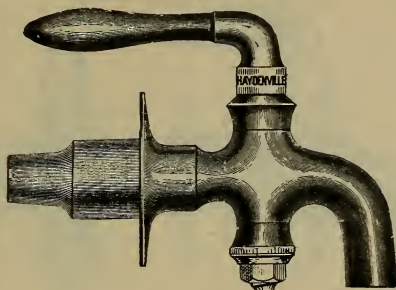


FIG. 15. (Active)

Size, inch	3/8	1/2	5/8	3/4	1
Finished, per doz	\$20.00	26.00	30.00	45.00	60.00
Nickel Plated, per doz	21.50	28.00	32.50	48.00	64.00

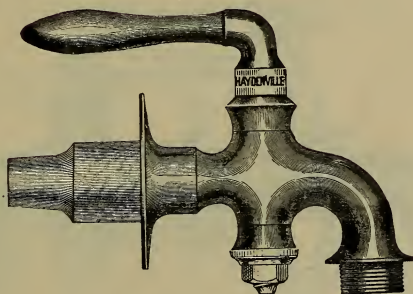


FIG. 16. (Actor)

Size, inch	3/8	1/2	5/8	3/4	1
Finished, per doz	\$22.00	28.00	32.00	48.00	65.00
Nickel Plated, per doz	23.50	30.00	34.50	51.00	69.00

Can be furnished Flanged Iron Pipe, Male or Female, and with or without Hexagon front of Flange.

With Ball Handle, see Key List page 9.

LEVER HANDLE PLAIN AND HOSE BIBBS.

FLANGE NUT AND BENT COUPLING.




FIG. 17. (Acute)

Size, inch.....	1/2	5/8	3/4	1
Finished, per doz.....	\$33.00	42.00	61.00	82.00
Nickel Plated, per doz.....	\$35.00	44.50	64.00	86.00




FIG. 18. (Adapt)

Size, inch.....	1/2	5/8	3/4	1
Finished, per doz.....	\$35.00	44.00	64.00	87.00
Nickel Plated, per doz.....	\$37.00	46.50	67.00	91.00

Couplings Plain or Ground Face.

Ground Face furnished regularly.

With Ball Handle, see Key List page 9.

LEVER HANDLE PLAIN BIBBS.
LONG SHANK.




FIG. 19. (Adduce)

LEAD PIPE.

Size, inch	¼	⅜	½	⅝	¾	1
Rough, per doz	\$15.50	19.50	23.00	28.50	39.00	56.00
Finished, per doz	17.00	21.00	25.00	31.00	42.00	60.00
Nickel Plated, per doz.	19.00	23.00	28.00	35.00	47.00	66.00




FIG. 20. (Adhere)

SCREWED FOR WOOD.

Size, inch	¼	⅜	½	⅝	¾	1
Rough, per doz	\$17.50	22.50	27.00	33.50	45.00	70.00
Finished, per doz	19.00	24.00	29.00	36.00	48.00	74.00
Nickel Plated, per doz.	21.00	26.00	32.00	40.00	53.00	80.00

With Ball Handle, see Key List page 9.

LEVER HANDLE CISTERN COCKS.

ROUGH, SCREWED FOR WOOD.




FIG. 21. (Adhesion)

PLAIN COUPLING.

Size, inch.....	$\frac{1}{2}$	$\frac{5}{8}$	$\frac{3}{4}$	1	$1\frac{1}{4}$
With Plain Coupling, per doz.	\$24.00	27.50	36.00	55.00	84.00
With Hose Coupling, per doz.	23.00	26.00	35.00	53.00	80.00
Size, inch.....	$1\frac{1}{2}$	2			
With Plain Coupling, per doz.	\$125.00	233.00			
With Hose Coupling, per doz.	120.00	225.00			




FIG. 21-A. (Adieu)

STRAIGHT.

Size, inch.....	$\frac{1}{2}$	$\frac{5}{8}$	$\frac{3}{4}$	1	$1\frac{1}{4}$
With Hose Coupling, per doz.	\$20.00	23.50	31.00	47.00	70.00
With Plain Coupling, per doz.	21.00	24.50	32.00	49.00	74.00
Size, inch.....	$1\frac{1}{2}$	2			
With Hose Coupling, per doz.	\$105.00	205.00			
With Plain Coupling, per doz.	110.00	213.00			

LEVER HANDLE CISTERN COCKS.

SCREWED FOR WOOD, WITH SHOULDER.




FIG. 23. (Adipose)

Size, inch.....	1/2	5/8	3/4	1	1 1/4	1 1/2
Rough, per doz.....	\$20.00	24.50	33.00	49.00	76.00	113.00
Add for Hose End, per doz.	2.00	2.00	3.00	5.00	6.00	8.00

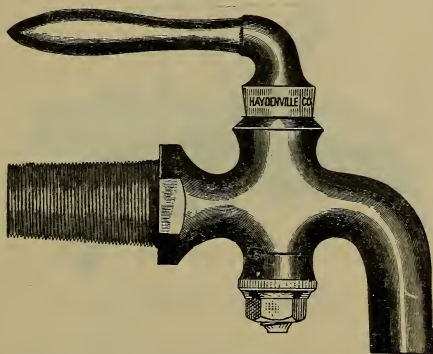


FIG. 24. (Adjacent)

Size, inch.....	1/2	5/8	3/4	1	1 1/4	1 1/2
Finished, per doz.....	\$22.00	27.00	36.00	53.00	86.00	133.00
Add for Hose End, per doz.	2.00	2.00	3.00	5.00	6.00	8.00

Can also be furnished with Coupling on discharge end.

With Ball Handle, see Key List page 9.

LEVER HANDLE WASH TRAY BIBBS.

RIGHT AND LEFT HAND.




FIG. 25. (Adjourn)

LEAD PIPE.

Size, inch.....	$\frac{3}{8}$	$\frac{1}{2}$	$\frac{5}{8}$	$\frac{3}{4}$	1
Finished, per doz.....	\$16.00	20.00	24.00	33.00	47.00
Nickel Plated, per doz.....	17.50	22.00	26.50	36.00	51.00




FIG. 26. (Adjust)

IRON PIPE WITHOUT SHOULDER.

Size, inch.....	$\frac{3}{8}$	$\frac{1}{2}$	$\frac{5}{8}$	$\frac{3}{4}$	1
Finished, per doz.....	\$17.00	22.00	27.00	37.00	53.00
Nickel Plated, per doz.....	18.50	24.00	29.50	40.00	57.00
Add for Hose End, per doz.	2.00	2.00	2.00	3.00	5.00

With Ball Handle, see Key List page 9.

LEVER HANDLE WASH TRAY BIBBS.

RIGHT AND LEFT HAND.




FIG. 27. (Admiral)

IRON PIPE.

Size, inch	$\frac{3}{8}$	$\frac{1}{2}$	$\frac{5}{8}$	$\frac{3}{4}$	1
Finished, per doz	\$16.00	20.00	24.00	33.00	47.00
Nickel Plated, per doz.	17.50	22.00	26.50	36.00	51.00

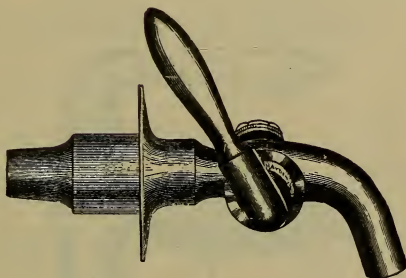


FIG. 28. (Admire)

FLANGE AND THIMBLE.

Size, inch	$\frac{3}{8}$	$\frac{1}{2}$	$\frac{5}{8}$	$\frac{3}{4}$	1
Finished, per doz	\$20.50	28.00	32.50	49.00	66.00
Nickel Plated, per doz.	22.00	30.00	35.00	52.00	70.00
Add for Hose End, per doz.	2.00	2.00	2.00	3.00	5.00

Fig. 28 can be furnished Flanged Iron Pipe, Male or Female, and with or without Hexagon front of Flange.

With Ball Handle, see Key List page 9.

LEVER HANDLE WASH TRAY BIBBS.
RIGHT AND LEFT HAND.




FIG. 29. (Admonish)

FLANGE NUT AND BENT COUPLING.

Size, inch.....	1/2	5/8	3/4	1
Finished, per doz.....	\$35.00	44.50	65.00	88.00
Nickel Plated, per doz.....	37.00	47.00	68.00	92.00
Add for Hose End, per doz.....	2.00	2.00	3.00	5.00

LEVER HANDLE BATH BIBBS.
FLANGE AND THIMBLE.




FIG. 33. (Adopt)

Size, inch.....	1/2	5/8	3/4	1
Finished, per doz.....	\$36.00	40.00	55.00	70.00
Nickel Plated, per doz.....	38.00	42.50	58.00	74.00

NOTE:—We also make Bath Bibbs for Lead Pipe, Iron Pipe with and without shoulder, and Flange Nut and Bent Coupling. Prices upon application.

With Ball Handle, see Key List page 9.

“HAYDENVILLE FIRST GRADE”
GROUND KEY
STOPS AND STOPS AND WASTES.

SOME POINTS OF SUPERIORITY.

Made of First Grade Red Metal.

Compact, heavy weight, large water way.

Carefully ground, thoroughly tested.

Covering Cap perfectly dirt proof.

Long Barrel, therefore largest possible bearing surface.

Squares filed and handles lacquered.

For Tee or Lever Handle or Square Rod.

Reversible Handle, therefore right or left hand.

Tested 150 lbs. working pressure.

See following page.

“ HAYDENVILLE FIRST GRADE ” STOPS AND STOPS AND WASTES.

RED METAL, HEAVY PATTERN.

A Tee and a Lever Handle (iron) sent with each stop.




FIG. 34. (Adoption)

STOP AND WASTE.

Size, inch	$\frac{1}{2}$	$\frac{5}{8}$	$\frac{3}{4}$	1
Rough, per doz.	\$19.00	24.00	28.00	41.00

FIG. 35. (Adoring)

(Not Illustrated)

STOP WITHOUT WASTE.

Size, inch	$\frac{1}{2}$	$\frac{5}{8}$	$\frac{3}{4}$	1
Rough, per doz.	\$17.00	22.00	26.00	38.00

For Lead Pipe, use same list as above.

Can be furnished Finished or Nickel Plated at same list prices as Fig. 87 and Fig. 88.

See previous page for description.

“CLEVELAND”
 ROUGH STOPS AND STOPS AND WASTES.
 TEE HANDLE, IRON PIPE.



FIG. 37. (Adorn)

STOP.



FIG. 38. (Adrift)

STOP AND WASTE.

Size, inch	1/2	5/8	3/4	1
Fig. 37, per doz.	\$17.00	22.00	26.00	38.00
Fig. 38, per doz.	19.00	24.00	28.00	41.00

LEVER HANDLE SOCKET HEAD.

IRON PIPE.



FIG. 39. (Adult)

STOP.



FIG. 40. (Advance)

STOP AND WASTE.

Size, inch	1/2	5/8	3/4	1
Fig. 39, per doz.	\$17.00	22.00	26.00	38.00
Fig. 40, per doz.	19.00	24.00	28.00	41.00

Figs. 39 and 40 always furnished with Removable Lever Handle.

For Lead Pipe use same lists as above.

TEE HANDLE ROUGH STOPS.

LEAD PIPE.

RIVET BOTTOM, BOTTOM WASTE, STOP ON KEY.



FIG. 41. (Advent)

“CHICAGO PATTERN.”

Size, inch.....	$\frac{3}{8}$	$\frac{1}{2}$	$\frac{5}{8}$	$\frac{3}{4}$	1
Rough, per doz.....	\$16.00	17.00	21.00	23.50	36.00




FIG. 44. (Adverse)

“PHILADELPHIA PATTERN.”

Lead and Iron Pipe, Nut and Spring Bottom, Top or Bottom Waste, Without Stop on Key.

Size, inch.....	$\frac{1}{2}$	$\frac{5}{8} \times \frac{1}{2}$
Rough, per doz.....	\$18.00	23.00

SQUARE HEAD ROUGH STOPS.
 "ENGLISH PATTERN." FLAT WAY.

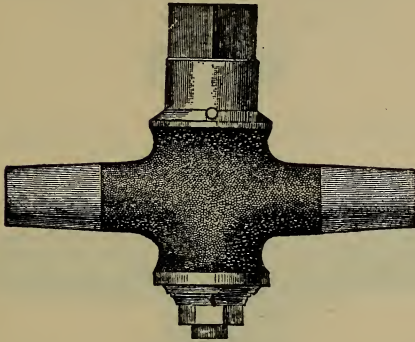


FIG. 45. (Afar)

LEAD PIPE. STOP ON KEY.

Size, inch	1/4	3/8	1/2	5/8	3/4	1
Rough, per doz.	\$16.00	17.00	19.00	24.00	28.00	41.00
Size, inch	1 1/4	1 1/2	2	2 1/2	3	
Rough, per doz.	\$64.00	96.00	190.00	295.00	380.00	

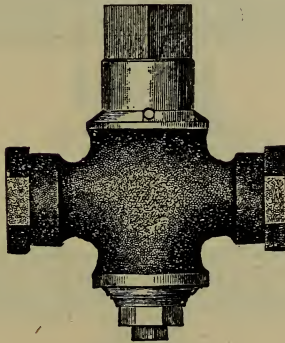


FIG. 46. (Affirm)

IRON PIPE. STOP ON KEY.

Size, inch	1/4	3/8	1/2	5/8	3/4	1
Rough, per doz.	\$16.00	17.00	19.00	24.00	28.00	41.00
Size, inch	1 1/4	1 1/2	2	2 1/2	3	
Rough, per doz.	\$64.00	96.00	190.00	295.00	380.00	

Add for Waste, per doz. on Figs. 45 and 46 same as Fig. 48, advances over Fig. 47.

Fig. 46 also made in 4, 4 1/2, 5, 6 and 8 inch sizes.

Figs. 45 and 46 can also be furnished Round Way.

FLAT WAY ROUGH STOPS.

Standard Pattern (Figs. 47 to 62 inclusive).

TEE HANDLE LEAD PIPE.




FIG. 47. (Affix)

Size, inch.....	$\frac{1}{4}$	$\frac{3}{8}$	$\frac{1}{2}$	$\frac{5}{8}$	$\frac{3}{4}$	1
Rough, per doz.....	\$14.00	15.00	17.00	22.00	26.00	38.00
Size, inch.....	$1\frac{1}{4}$	$1\frac{1}{2}$	2	$2\frac{1}{2}$	3	
Rough, per doz.....	\$60.00	90.00	180.00	280.00	360.00	

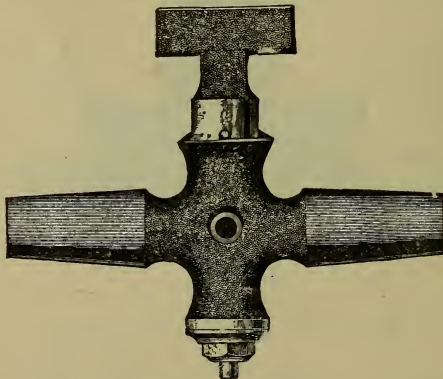


FIG. 48. (Afflict)

WITH WASTE.

Size, inch.....	$\frac{1}{4}$	$\frac{3}{8}$	$\frac{1}{2}$	$\frac{5}{8}$	$\frac{3}{4}$	1
Rough, per doz.....	\$16.00	17.00	19.00	24.00	28.00	41.00
Size, inch.....	$1\frac{1}{4}$	$1\frac{1}{2}$	2	$2\frac{1}{2}$	3	
Rough, per doz.....	\$64.00	96.00	190.00	295.00	380.00	

PEDESTAL STOP AND WASTE.

TEE HANDLE, LEAD PIPE.




FIG. 48 A. (Afloat)

Size, inch.....	$\frac{1}{2}$	$\frac{3}{8}$	$\frac{3}{4}$
Per doz.....	\$30.00	36.00	46.00

Iron Pipe or Lead and Iron Pipe same list as above.

TEE HANDLE ROUGH STOPS.

LEAD AND IRON PIPE.

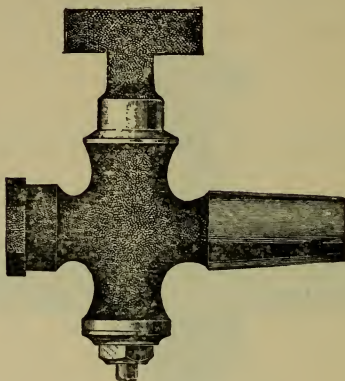


FIG. 49. (Afrald)

Size, inch	$\frac{1}{4}$	$\frac{3}{8}$	$\frac{1}{2}$	$\frac{5}{8}$	$\frac{3}{4}$	1
Rough, per doz. .	\$14.00	15.00	17.00	22.00	26.00	38.00
Size, inch	$1\frac{1}{4}$	$1\frac{1}{2}$	2	$2\frac{1}{2}$		3
Rough, per doz. .	\$60.00	90.00	180.00	280.00		360.00

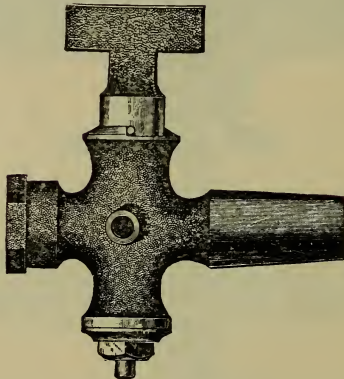


FIG. 50. (Afresh)
WITH WASTE.

Size, inch	$\frac{1}{4}$	$\frac{3}{8}$	$\frac{1}{2}$	$\frac{5}{8}$	$\frac{3}{4}$	1
Rough, per doz. .	\$16.00	17.00	19.00	24.00	28.00	41.00
Size, inch	$1\frac{1}{4}$	$1\frac{1}{2}$	2	$2\frac{1}{2}$		3
Rough, per doz. .	\$64.00	96.00	190.00	295.00		380.00

Iron Pipe end Male, with or without Shoulder, same lists as above.

NOTE:—Always state whether Waste is wanted on Lead Pipe or Iron Pipe End.

TEE HANDLE ROUGH STOPS.
MALE AND FEMALE IRON PIPE.




FIG. 51. (Against)

Size, inch.....	1/4	3/8	1/2	5/8	3/4	1
Rough, per doz.....	\$14.00	15.00	17.00	22.00	26.00	38.00
Size, inch.....	1 1/4	1 1/2	2	2 1/2	3	
Rough, per doz.....	\$60.00	90.00	180.00	280.00	360.00	




FIG. 52. (Agate)

WITH WASTE.

Size, inch.....	1/4	3/8	1/2	5/8	3/4	1
Rough, per doz.....	\$16.00	17.00	19.00	24.00	28.00	41.00
Size, inch.....	1 1/4	1 1/2	2	2 1/2	3	
Rough, per doz.....	\$64.00	96.00	190.00	295.00	380.00	

Can furnish male ends with shoulder if so ordered.

Both ends Male Iron Pipe, same list as above.

TEE HANDLE ROUGH STOPS.

IRON PIPE.



FIG. 53. (Age)

Size, inch	$\frac{1}{4}$	$\frac{3}{8}$	$\frac{1}{2}$	$\frac{5}{8}$	$\frac{3}{4}$	1
Rough, per doz	\$14.00	15.00	17.00	22.00	26.00	38.00
Size, inch	$1\frac{1}{4}$	$1\frac{1}{2}$	2	$2\frac{1}{2}$	3	
Rough, per doz	\$60.00	90.00	180.00	280.00	360.00	




FIG. 54. (Agency)

WITH WASTE.

Size, inch	$\frac{1}{4}$	$\frac{3}{8}$	$\frac{1}{2}$	$\frac{5}{8}$	$\frac{3}{4}$	1
Rough, per doz	\$16.00	17.00	19.00	24.00	28.00	41.00
Size, inch	$1\frac{1}{4}$	$1\frac{1}{2}$	2	$2\frac{1}{2}$	3	
Rough, per doz	\$64.00	96.00	190.00	295.00	380.00	

Fig. 53 and Fig. 54 also made in 4, $4\frac{1}{2}$, 5, 6 and 8 inch sizes.

LEVER HANDLE ROUGH STOPS.
LEAD PIPE.

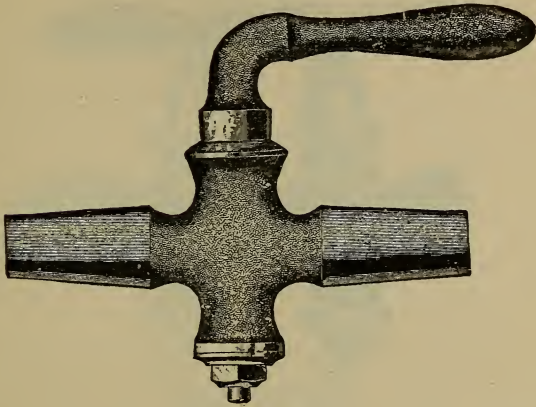


FIG. 55. (Agent)

Size, inch.....	$\frac{1}{4}$	$\frac{3}{8}$	$\frac{1}{2}$	$\frac{5}{8}$	$\frac{3}{4}$	1
Rough, per doz.....	\$14.00	15.00	17.00	22.00	26 00	38.00
Size, inch.....	$1\frac{1}{4}$	$1\frac{1}{2}$	2	$2\frac{1}{2}$		3
Rough, per doz.....	\$60.00	90.00	180.00	280.00		360.00

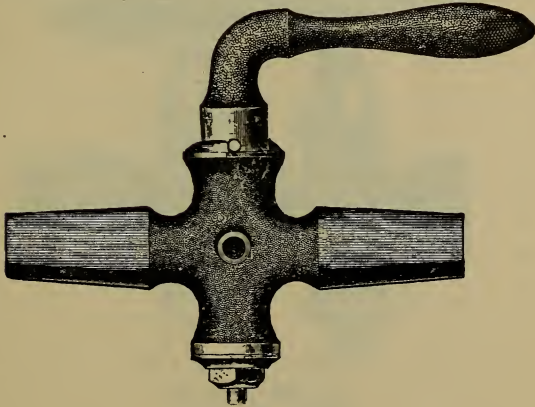


FIG. 56. (Aghast)
WITH WASTE.

Size, inch.....	$\frac{1}{4}$	$\frac{3}{8}$	$\frac{1}{2}$	$\frac{5}{8}$	$\frac{3}{4}$	1
Rough, per doz.....	\$16.00	17.00	19.00	24.00	28.00	41.00
Size, inch.....	$1\frac{1}{4}$	$1\frac{1}{2}$	2	$2\frac{1}{2}$		3
Rough, per doz.....	\$64.00	96.00	190.00	295.00		380.00

LEVER HANDLE ROUGH STOPS.
LEAD AND IRON PIPE.




FIG. 57. (Agile)

Size, inch	1/4	3/8	1/2	5/8	3/4	1
Rough, per doz	\$14.00	15.00	17.00	22.00	26.00	38.00
Size, inch	1 1/4	1 1/2	2	2 1/2		3
Rough, per doz	\$60.00	90.00	180.00	280.00		360.00




FIG. 58. (Agony)

WITH WASTE.

Size, inch	1/4	3/8	1/2	5/8	3/4	1
Rough, per doz	\$16.00	17.00	19.00	24.00	28.00	41.00
Size, inch	1 1/4	1 1/2	2	2 1/2		3
Rough, per doz	\$64.00	96.00	190.00	295.00		380.00

NOTE:—Always state whether Waste is wanted on Lead Pipe or Iron Pipe End.

LEVER HANDLE ROUGH STOPS.
LEAD AND IRON PIPE MALE.




FIG. 58-A. (Agree)

Size, inch.....	1/4	3/8	1/2	5/8	3/4	1
Rough, per doz.....	\$14.00	15.00	17.00	22.00	26.00	38.00
Size, inch.....	1 1/4	1 1/2	2	2 1/2	3	
Rough, per doz.....	\$60.00	90.00	180.00	280.00	360.00	




FIG. 58-B. (Aground)

WITH WASTE.

Size, inch.....	1/4	3/8	1/2	5/8	3/4	1
Rough, per doz.....	\$16.00	17.00	19.00	24.00	28.00	41.00
Size, inch.....	1 1/4	1 1/2	2	2 1/2	3	
Rough, per doz.....	\$64.00	96.00	190.00	295.00	380.00	

NOTE:—Always state whether Waste is wanted on Lead Pipe or Iron Pipe End.

LEVER HANDLE ROUGH STOPS.

MALE AND FEMALE IRON PIPE.

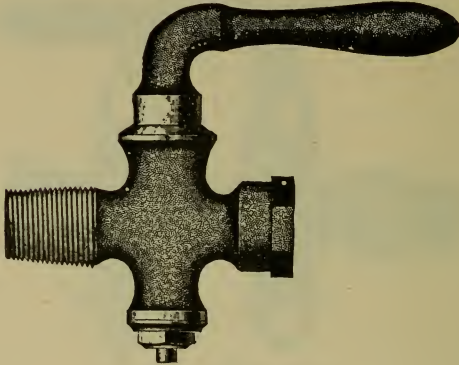


FIG. 59. (Ague)

Size, inch.....	1/4	3/8	1/2	5/8	3/4	1
Rough, per doz.....	\$14.00	15.00	17.00	22.00	26.00	38.00
Size, inch.....	1 1/4	1 1/2	2	2 1/2	3	
Rough, per doz.....	\$60.00	90.00	180.00	280.00	360.00	

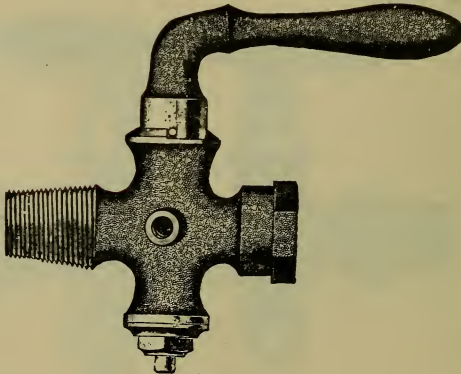


FIG. 60. (Airy)

WITH WASTE.

Size, inch.....	1/4	3/8	1/2	5/8	3/4	1
Rough, per doz.....	\$16.00	17.00	19.00	24.00	28.00	41.00
Size, inch.....	1 1/4	1 1/2	2	2 1/2	3	
Rough, per doz.....	\$64.00	96.00	190.00	295.00	380.00	

Can furnish male ends with shoulder if so ordered.

Both Ends Male Iron Pipe, same list as above.

LEVER HANDLE ROUGH STOPS.
IRON PIPE.




FIG. 61. (Aisle)

Size, inch	$\frac{1}{4}$	$\frac{3}{8}$	$\frac{1}{2}$	$\frac{5}{8}$	$\frac{3}{4}$	1
Rough, per doz	\$14.00	15.00	17.00	22.00	26.00	38.00
Size, inch	$1\frac{1}{4}$	$1\frac{1}{2}$	2	$2\frac{1}{2}$		3
Rough, per doz	\$60.00	90.00	180.00	280.00		360.00

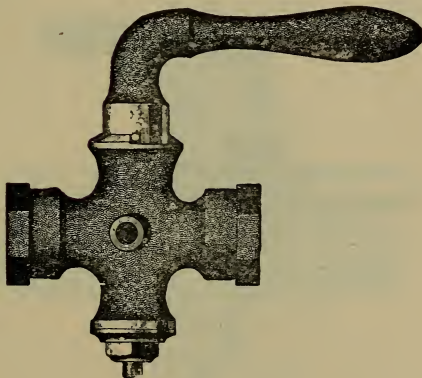


FIG. 62. (Akimbo)

WITH WASTE.

Size, inch	$\frac{1}{4}$	$\frac{3}{8}$	$\frac{1}{2}$	$\frac{5}{8}$	$\frac{3}{4}$	1
Rough, per doz	\$16.00	17.00	19.00	24.00	28.00	41.00
Size, inch	$1\frac{1}{4}$	$1\frac{1}{2}$	2	$2\frac{1}{2}$		3
Rough, per doz	\$64.00	96.00	190.00	295.00		380.00

Fig. 61 and Fig. 62 also made in 4, $4\frac{1}{2}$, 5, 6 and 8 inch sizes.

LEVER HANDLE ROUGH STOPS.

WITH COUPLING, LEAD PIPE, FLAT OR ROUND WAY.

"BOSTON PATTERN."




FIG. 63. (Alarm)

Size, inch	$\frac{1}{2}$	$\frac{5}{8}$	$\frac{3}{4}$	1
Flat Way, Rough, per doz	\$20.00	26.00	30.00	43.00
Round Way, Rough, per doz	24.00	31.00	36.00	59.00

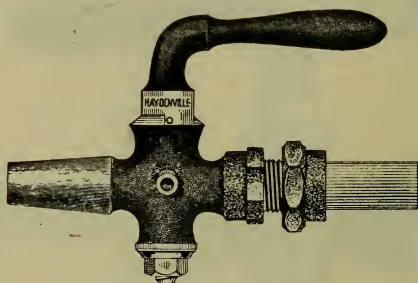


FIG. 63 A. (Alarming)

WITH WASTE.

Size, inch	$\frac{1}{2}$	$\frac{5}{8}$	$\frac{3}{4}$	1
Flat Way, Rough, per doz	\$22.00	28.00	32.00	46.00
Round Way, Rough, per doz	26.00	33.00	38.00	62.00

Tee Handle, same lists as above.

Iron Pipe, same lists as above.

For larger sizes, Flat or Round Way, prices on application.

ROUND WAY ROUGH STOPS.

TEE HANDLE, LEAD PIPE.

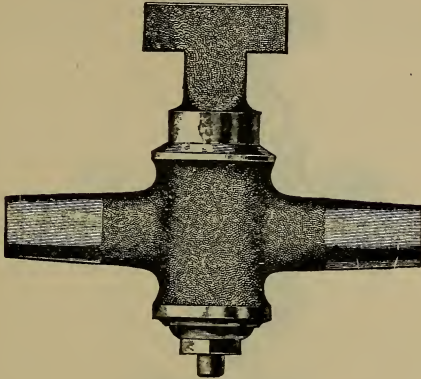


FIG. 65. (Alarum)

Size, inch.....	1/4	3/8	1/2	5/8	3/4
Rough, per doz.....	\$19.00	20.00	21.00	27.00	32.00
Size, inch.....	1	1 1/4	1 1/2	2	
Rough, per doz.....	\$54.00	84.00	126.00	250.00	

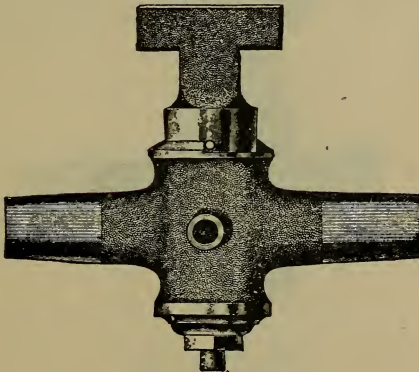


FIG. 66. (Alas)

WITH WASTE.

Size, inch.....	1/4	3/8	1/2	5/8	3/4
Rough, per doz.....	\$21.00	22.00	23.00	29.00	34.00
Size, inch.....	1	1 1/4	1 1/2	2	
Rough, per doz.....	\$57.00	88.00	132.00	260.00	

ROUND WAY ROUGH STOPS.
TEE HANDLE, LEAD AND IRON PIPE.

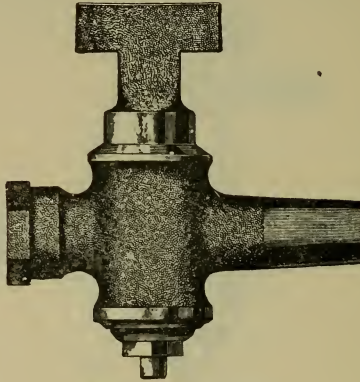


FIG. 67. (Album)

Size, inch	$\frac{1}{4}$	$\frac{3}{8}$	$\frac{1}{2}$	$\frac{5}{8}$	$\frac{3}{4}$
Rough, per doz	\$19.00	20.00	21.00	27.00	32.00
Size, inch	1	$1\frac{1}{4}$	$1\frac{1}{2}$		2
Rough, per doz	\$54.00	84.00	126.00		250.00

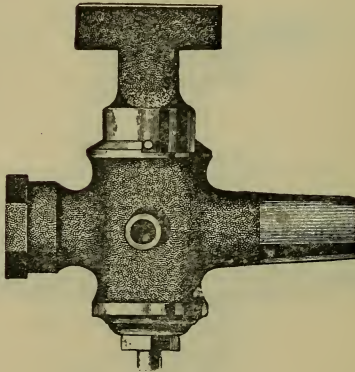


FIG. 68. (Alcove)
WITH WASTE.

Size, inch	$\frac{1}{4}$	$\frac{3}{8}$	$\frac{1}{2}$	$\frac{5}{8}$	$\frac{3}{4}$
Rough, per doz	\$21.00	22.00	23.00	29.00	34.00
Size, inch	1	$1\frac{1}{4}$	$1\frac{1}{2}$		2
Rough, per doz	\$57.00	88.00	132.00		260.00

Male Iron Pipe with shoulder, same list as above.

NOTE:—Always state whether Waste is wanted on Lead Pipe or Iron Pipe End.

ROUND WAY ROUGH STOPS.

TEE HANDLE, IRON PIPE.




FIG. 69. (Alert)

Size, inch	$\frac{1}{4}$	$\frac{3}{8}$	$\frac{1}{2}$	$\frac{5}{8}$	$\frac{3}{4}$
Rough, per doz	\$19.00	20.00	21.00	27.00	32.00
Size, inch	1	$1\frac{1}{4}$	$1\frac{1}{2}$		2
Rough, per doz	\$54.00	84.00	126.00		250.00

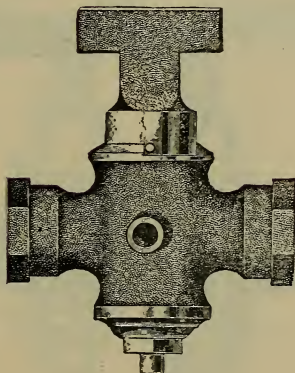


FIG. 70. (Alert)

WITH WASTE.

Size, inch	$\frac{1}{4}$	$\frac{3}{8}$	$\frac{1}{2}$	$\frac{5}{8}$	$\frac{3}{4}$
Rough, per doz	\$21.00	22.00	23.00	29.00	34.00
Size, inch	1	$1\frac{1}{4}$	$1\frac{1}{2}$		2
Rough, per doz	\$57.00	88.00	132.00		260.00

Male Iron Pipe with Shoulder, same list as above.

ROUND WAY ROUGH STOPS. LEVER HANDLE, LEAD PIPE.





FIG. 71. (Algebra)

Size, inch.....	$\frac{1}{4}$	$\frac{3}{8}$	$\frac{1}{2}$	$\frac{5}{8}$	$\frac{3}{4}$
Rough, per doz.....	\$19.00	20.00	21.00	27.00	32.00
Size, inch.....	1	$1\frac{1}{4}$	$1\frac{1}{2}$	2	
Rough, per doz.....	\$54.00	84.00	126.00	250.00	



**FIG. 72. (Alias)
WITH WASTE.**

Size, inch.....	$\frac{1}{4}$	$\frac{3}{8}$	$\frac{1}{2}$	$\frac{5}{8}$	$\frac{3}{4}$
Rough, per doz.....	\$21.00	22.00	23.00	29.00	34.00
Size, inch.....	1	$1\frac{1}{4}$	$1\frac{1}{2}$	2	
Rough, per doz.....	\$57.00	88.00	132.00	260.00	

For Figs. 71 and 72 Finished or Nickel Plated, see page 41.

ROUND WAY ROUGH STOPS.
LEVER HANDLE, LEAD AND IRON PIPE.




FIG. 73. (Alibi)

Size, inch.....	$\frac{1}{4}$	$\frac{3}{8}$	$\frac{1}{2}$	$\frac{5}{8}$	$\frac{3}{4}$
Rough, per doz.....	\$19.00	20.00	21.00	27.00	32.00
Size, inch.....	1	$1\frac{1}{4}$	$1\frac{1}{2}$	2	
Rough, per doz.....	\$54.00	84.00	126.00	250.00	




FIG. 74. (Alien)
WITH WASTE.

Size, inch.....	$\frac{1}{4}$	$\frac{3}{8}$	$\frac{1}{2}$	$\frac{5}{8}$	$\frac{3}{4}$
Rough, per doz.....	\$21.00	22.00	23.00	29.00	34.00
Size, inch.....	1	$1\frac{1}{4}$	$1\frac{1}{2}$	2	
Rough, per doz.....	\$57.00	88.00	132.00	260.00	

Male Iron Pipe with Shoulder same list as above.

Figs. 73 and 74 Finished or Nickel Plated, see page 41.

NOTE:—Always state whether Waste is wanted on Lead or Iron Pipe End

ROUND WAY ROUGH STOPS.
LEVER HANDLE, IRON PIPE.




FIG. 75. (Align)

Size, inch.....	1/4	3/8	1/2	5/8	3/4
Rough, per doz.....	\$19.00	20.00	21.00	27.00	32.00
Size, inch.....	1	1 1/4	1 1/2	2	
Rough, per doz.....	\$54.00	84.00	126.00	250.00	




FIG. 76. (Align)

WITH WASTE.

Size, inch.....	1/4	3/8	1/2	5/8	3/4
Rough, per doz.....	\$21.00	22.00	23.00	29.00	34.00
Size, inch.....	1	1 1/4	1 1/2	2	
Rough, per doz.....	\$57.00	88.00	132.00	260.00	

Male Iron Pipe with or without Shoulder, same list as above.
For Figs. 75 and 76 Finished or Nickel Plated, see page 41.

FINISHED ROUND WAY STOPS.

LEVER HANDLE.

LEAD PIPE, LEAD AND IRON PIPE, AND IRON PIPE.

FIGS. 71, 73 AND 75.

Size, inch	$\frac{1}{4}$	$\frac{3}{8}$	$\frac{1}{2}$	$\frac{5}{8}$	$\frac{3}{4}$	1
Finished, per doz	\$23.00	24.00	25.00	32.00	38.00	63.00
Nickel Plated, per doz.	25.00	26.00	27.00	34.50	40.50	66.00

FINISHED ROUND WAY STOPS AND
WASTES.

LEVER HANDLE.

LEAD PIPE, LEAD AND IRON PIPE, AND IRON PIPE.

FIGS. 72, 74 AND 76.

Size, inch	$\frac{1}{4}$	$\frac{3}{8}$	$\frac{1}{2}$	$\frac{5}{8}$	$\frac{3}{4}$	1
Finished, per doz	\$25.00	26.00	27.00	34.00	40.00	66.00
Nickel Plated, per doz.	27.00	28.00	29.00	36.50	42.50	69.00

TEE HANDLE ROUGH STOPS.
EXTRA HEAVY PATTERN, ROUND WAY.




FIG. 76-A. (Alike)

WITH WASTE, LEAD PIPE.

Size, inch	$\frac{1}{2}$	$\frac{3}{4}$
Rough, per doz.....	\$35.00	50.00

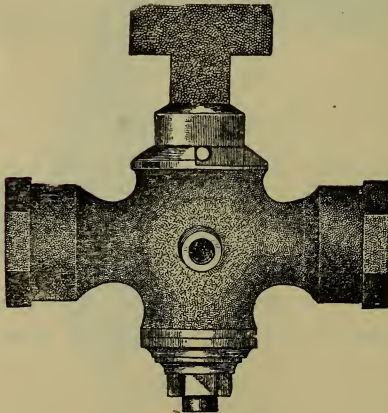


FIG. 76-B. (Aliment)

WITH WASTE, IRON PIPE.

Size, inch	$\frac{1}{2}$	$\frac{3}{4}$
Rough, per doz.....	\$35.00	50.00
If without Waste deduct, per doz.....	2.00	2.00

LEVER HANDLE ROUGH STOPS.
EXTRA HEAVY PATTERN, ROUND WAY.




FIG. 76-C. (Alimony)
WITH WASTE, LEAD PIPE.

Size, inch.....		$\frac{1}{2}$	$\frac{3}{4}$
Rough, per doz.....		\$35.00	50.00




FIG. 76-D. (Alkali)
WITH WASTE, IRON PIPE.

Size, inch.....		$\frac{1}{2}$	$\frac{3}{4}$
Rough, per doz.....		\$35.00	50.00
If without Waste deduct, per doz.....		2.00	2.00

“FITCHBURG” PATTERN STOPS AND WASTES.

ROUND WAY, IRON LEVER HANDLE, IRON PIPE.




FIG. 77. (Allege)

WITH STRAIGHT COUPLING.

Size, inch	$\frac{1}{2}$	$\frac{3}{4}$	$\frac{3}{4}$ x 1 I. P.	1
Rough, per doz	\$30.00	40.00	48.00	62.00
Size, inch	$1\frac{1}{4}$	$1\frac{1}{2}$	2	
Rough, per doz	\$92.00	126.00	230.00	

FIG. 77-A. (Allegory)

(Not Illustrated)

WITH BENT COUPLING.

Size, inch	$\frac{1}{2}$	$\frac{3}{4}$	$\frac{3}{4}$ x 1 I. P.	1
Rough, per doz	\$32.00	43.00	51.00	67.00
Size, inch	$1\frac{1}{4}$	$1\frac{1}{2}$	2	
Rough, per doz	\$100.00	136.00	245.00	

“MINNEAPOLIS” STOPS.
TEE HANDLE.

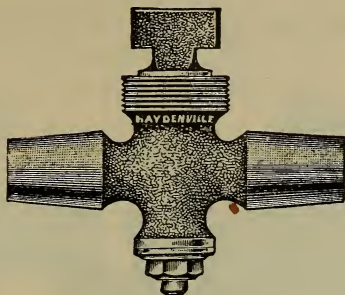


FIG. 78. (Alleviate)

LEAD PIPE.

Size, inch.	1/2	5/8	3/4	1	1 1/4	1 1/2	2
Rough, per doz.	\$21.00	27.00	32.00	46.00	72.00	108.00	210.00

ROUND WAY. (Alley)

Size, inch.	1/2	5/8	3/4	1	1 1/4	1 1/2	2
Rough, per doz.	\$25.00	32.00	38.00	62.00	96.00	144.00	280.00

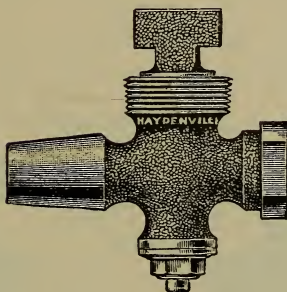


FIG. 78-A. (Allies)

LEAD AND IRON PIPE.

Size, inch.	1/2	5/8	3/4	1	1 1/4
Rough, per doz.	\$21.00	27.00	32.00	46.00	72.00
Size, inch.	1 1/2	2			
Rough, per doz.	\$108.00	210.00			

ROUND WAY. (Aloud)

Size, inch.	1/2	5/8	3/4	1	1 1/4
Rough, per doz.	\$25.00	32.00	38.00	62.00	96.00
Add for Waste, per doz.	2.00	2.00	2.00	3.00	4.00
Size, inch.	1 1/2	2			
Rough, per doz.	\$144.00	280.00			
Add for Waste, per doz.	6.00	10.00			

Also Made in Extra Heavy Patterns.

“MINNEAPOLIS” STOPS.

TEE HANDLE, FLAT WAY.




FIG. 78-B. (Allure)

IRON PIPE.

Size, inch.....	½	⅝	¾	1	1¼	1½	2
Rough, per doz.	\$21.00	27.00	32.00	46.00	72.00	108.00	210.00

ROUND WAY.

(Alluring)

Size, inch.....	½	⅝	¾	1	1¼
Rough, per doz.....	\$25.00	32.00	38.00	62.00	96.00
Add for Waste, per doz.	2.00	2.00	2.00	3.00	4.00
Size, inch.....	1½	2			
Rough, per doz.....	\$144.00	280.00			
Add for Waste, per doz.	6.00	10.00			

Iron Pipe Male and Female, or both ends Male Iron Pipe, same list as above. Also made in Extra Heavy Patterns.

“H” PATTERN ROUGH STOPS.

ROUND WAY, TEE HANDLE.




FIG. 79. (Allusion)




FIG. 79-A. (Alluvial)
WITH WASTE.

LEAD PIPE.

Size, inch.....	1/2	5/8	3/4	1	1 1/4	1 1/2	2
Fig. 79, per doz.	\$18.00	23.50	26.50	44.00	70.00	98.00	185.00
Fig. 79-A, per doz.	20.00	25.50	28.50	47.00	74.00	104.00	195.00



FIG. 79-B. (Almanac)




FIG. 79-C. (Almond)
WITH WASTE.

IRON PIPE.

Size, inch.....	1/2	5/8	3/4	1	1 1/4	1 1/2	2
Fig. 79-B, per doz.	\$18.00	23.50	26.50	44.00	70.00	98.00	185.00
Fig. 79-C, per doz.	20.00	25.50	28.50	47.00	74.00	104.00	195.00

“H” PATTERN ROUGH STOPS.
ROUND WAY, LEVER HANDLE.

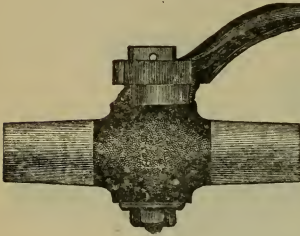


FIG. 80. (Aloft)

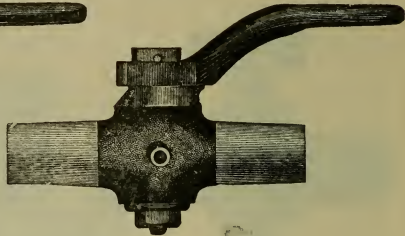


FIG. 80-A. (Alone)
WITH WASTE.

LEAD PIPE.

Size, inch.....	1/2	5/8	3/4	1	1 1/4	1 1/2	2
Fig. 80, per doz.	\$18.00	23.50	26.50	44.00	70.00	98.00	185.00
Fig. 80-A, per doz.	20.00	25.50	28.50	47.00	74.00	104.00	195.00




FIG. 80-B. (Along)




FIG. 80-C. (Aloof)
WITH WASTE.

IRON PIPE.

Size, inch.....	1/2	5/8	3/4	1	1 1/4	1 1/2	2
Fig. 80-B, per doz.	\$18.00	23.50	26.50	44.00	70.00	98.00	185.00
Fig. 80-C, per doz.	20.00	25.50	28.50	47.00	74.00	104.00	195.00

“NEWPORT” PATTERN ROUGH STOPS.

ROUND WAY, TEE HANDLE, IRON PIPE.




FIG. 81. (Alpaca)

Size, inch.....	1/2	3/4	3/4 x 1	1	1 1/4
Rough, per doz.....	\$20.00	29.50	44.00	52.00	82.00
Size, inch.....	1 1/2	2	2 1/2	3	
Rough, per doz.....	\$116.00	220.00	335.00	470.00	

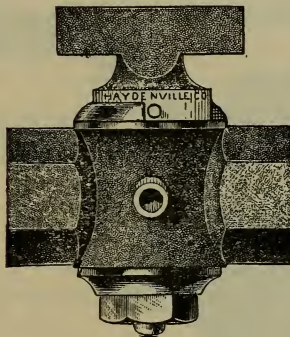


FIG. 81-A. (Alter)

WITH WASTE.

Size, inch.....	1/2	3/4	3/4 x 1	1	1 1/4
Rough, per doz.....	\$22.00	31.50	47.00	55.00	86.00
Size, inch.....	1 1/2	2	2 1/2	3	
Rough, per doz.....	\$122.00	230.00	350.00	490.00	

“NEWPORT” PATTERN ROUGH STOPS.
 ROUND WAY, LEVER HANDLE, IRON PIPE.




FIG. 82. (Alum)

Size, inch.....	1/2	3/4	3/4 x 1	1	1 1/4
Rough, per doz.....	\$20.00	29.50	44.00	52.00	82.00
Size, inch.....	1 1/2	2	2 1/2	3	
Rough, per doz.....	\$116.00	220.00	335.00	470.00	




FIG. 82-A. (Amalgam)

WITH WASTE.

Size, inch.....	1/2	3/4	3/4 x 1	1	1 1/4
Rough, per doz.....	\$22.00	31.50	47.00	55.00	86.00
Size, inch.....	1 1/2	2	2 1/2	3	
Rough, per doz.....	\$122.00	230.00	350.00	490.00	

FINISHED LEVER HANDLE STOPS.

LEAD PIPE.

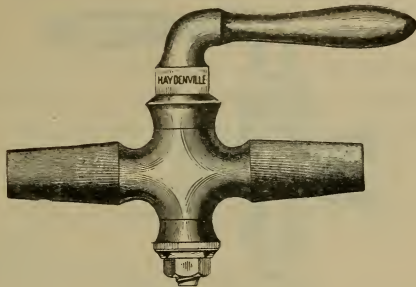


FIG. 85. (Amass)

Size, inch	$\frac{1}{4}$	$\frac{3}{8}$	$\frac{1}{2}$	$\frac{5}{8}$	$\frac{3}{4}$
Finished, per doz	\$16.50	18.50	21.00	27.00	32.00
Nickel Plated, per doz	18.00	20.00	23.00	29.50	34.50
Size, inch	1	$1\frac{1}{4}$	$1\frac{1}{2}$	2	
Finished, per doz	\$47.00	70.00	110.00	210.00	
Nickel Plated, per doz	50.00	80.00	130.00	250.00	

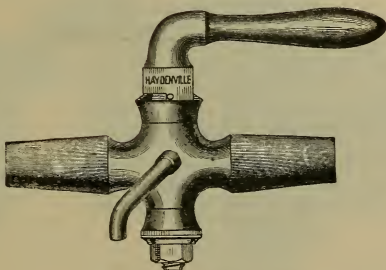


FIG. 86. (Amateur)

WITH WASTE AND TUBE.

Size, inch	$\frac{1}{4}$	$\frac{3}{8}$	$\frac{1}{2}$	$\frac{5}{8}$	$\frac{3}{4}$
Finished, per doz	\$18.50	20.50	23.00	29.00	34.00
Nickel Plated, per doz	20.00	22.00	25.00	31.50	36.50
Size, inch	1	$1\frac{1}{4}$	$1\frac{1}{2}$	2	
Finished, per doz	\$50.00	74.00	116.00	220.00	
Nickel Plated, per doz	53.00	84.00	136.00	260.00	

For list prices of Finished Round Way Stops see page 41.

With Ball Handle see Key List page 9.

FINISHED LEVER HANDLE STOPS.
IRON PIPE.




FIG. 87. (Amative)

Size, inch	1/4	3/8	1/2	5/8	3/4
Finished, per doz	\$16.50	18.50	21.00	27.00	32.00
Nickel Plated, per doz	18.00	20.00	23.00	29.50	34.50
Size, inch	1	1 1/4	1 1/2	2	
Finished, per doz	\$47.00	70.00	110 00	\$210.00	
Nickel Plated, per doz	50.00	80.00	130.00	250.00	




FIG. 88. (Amatory)

WITH WASTE AND TUBE.

Size, inch	1/4	3/8	1/2	5/8	3/4
Finished, per doz	\$18.50	20.50	23.00	29.00	34.00
Nickel Plated, per doz	20.00	22.00	25.00	31.50	36.50
Size, inch	1	1 1/4	1 1/2	2	
Finished, per doz	\$50.00	74.00	116.00	220.00	
Nickel Plated, per doz	53.00	84.00	136.00	260.00	

For List Prices of Finished Round Way Stops see page 41.
With Ball handle see Key List page 9.

“ECLIPSE” SOCKET HEAD ROUGH STOPS AND STOPS AND WASTES.

LARGE FULL WAY.

The special features of this work are the interchangeable Tee or Lever Handles and two screw-pin holes so that the stops can be made right or left hand; this also saves the plumber the expense of carrying so many different kinds in stock. The design is strong and compact, metal being distributed where strength is needed. These stops have a full and ample waterway, are thoroughly ground and well put together.

All tested 150 lbs. working pressure.

A Tee and Lever Handle (iron) sent with each stop.

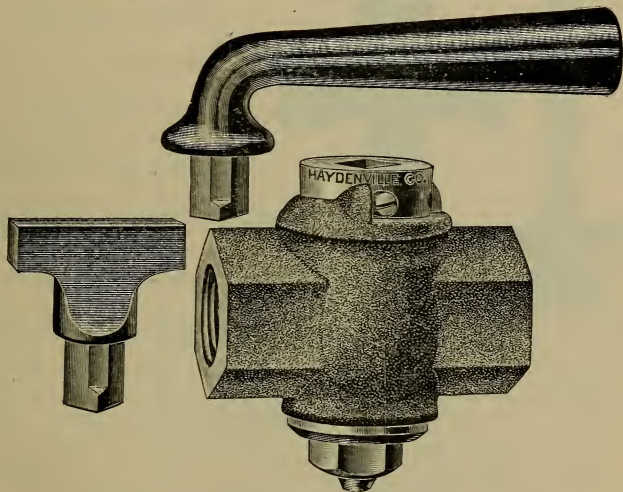


FIG. 89. (Amaze)

Size, inch	½	⅝	¾	1	1¼
With Waste, per doz.	\$20.00	25.50	28.50	47.00	74.00
Without Waste, per doz.	18.00	23.50	26.50	44.00	70.00
Size, inch	1½	2			
With Waste, per doz.	\$104.00	195.00			
Without Waste, per doz.	98.00	185.00			

Also made for Lead Pipe or Lead and Iron Pipe, same list as above.

SHOWER STOPS.

IRON PIPE.




FIG. 90. ((Amber].

ROUGH BODY.

FINISHED FLANGE AND HANDLE.

Size, inch	$\frac{1}{2}$	$\frac{3}{8}$	$\frac{3}{4}$	1
Per doz.	\$26.00	32.00	38.00	53.00

NICKEL PLATED FLANGE AND HANDLE.

Size, inch	$\frac{1}{2}$	$\frac{3}{8}$	$\frac{3}{4}$	1
Per doz.	\$28.50	34.50	41.00	46.00

Lead Pipe or Lead and Iron Pipe, same list as above.

HYDRANT COCKS.

TEE HANDLE.

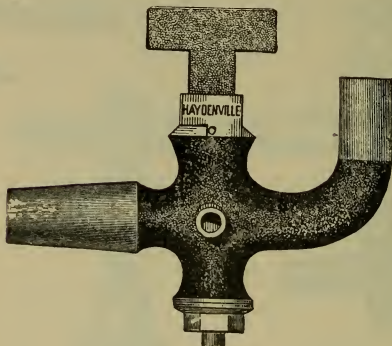


FIG. 99. (Amethyst)

LEAD PIPE.

Size, inch	$\frac{1}{2}$	$\frac{3}{8}$	$\frac{3}{4}$	1	$1\frac{1}{4}$	$1\frac{1}{2}$	2
Rough, per doz..	\$21.00	27.00	31.50	45.00	69.00	104.00	200.00




FIG. 101. (Ammonia)

Size, inch	$\frac{1}{2}$	$\frac{3}{8}$	$\frac{3}{4}$	1	$1\frac{1}{4}$	$1\frac{1}{2}$	2
Rough, per doz..	\$21.00	27.00	31.50	45.00	69.00	104.00	200.00

Lead and Iron Pipe and Male Iron Pipe same list as above.

ROUND WAY HYDRANT COCKS.
TEE HANDLE.




FIG. 102. (Amulet)

LEAD PIPE.

Size, inch	1/2	3/8	3/4	1	1 1/4	1 1/2	2
Rough, per doz..	\$25.00	32.00	37.50	61.00	93.00	140.00	270.00




FIG. 104. (Anatomy)

IRON PIPE.

Size, inch	1/2	3/8	3/4	1	1 1/4	1 1/2	2
Rough, per doz..	\$25.00	32.00	37.50	61.00	93.00	140.00	270.00

Lead and Iron Pipe and Male Iron Pipe same list as above.

GROUND KEY BALL COCKS.

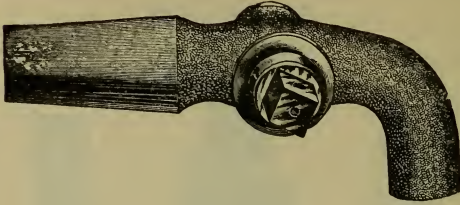


FIG. 106. (Ancestor)

LEAD PIPE.

Size, inch	$\frac{3}{8}$	$\frac{1}{2}$	$\frac{5}{8}$	$\frac{3}{4}$
Rough, per doz.	\$18.00	20.00	25.00	33.00
Size, inch	1	$1\frac{1}{4}$	$1\frac{1}{2}$	2
Rough, per doz.	\$47.00	75.00	115.00	225.00

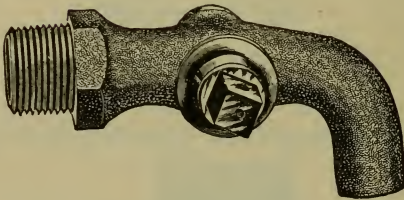


FIG. 107. (Ancestry)

IRON PIPE.

Size, inch	$\frac{3}{8}$	$\frac{1}{2}$	$\frac{5}{8}$	$\frac{3}{4}$
Rough, per doz.	\$18.00	20.00	25.00	33.00
Size, inch	1	$1\frac{1}{4}$	$1\frac{1}{2}$	2
Rough, per doz.	\$47.00	75.00	115.00	225.00

IRON PIPE WITHOUT SHOULDER.

FIG. 107-A. (Anchor)

(Not Illustrated)

Size, inch	$\frac{3}{8}$	$\frac{1}{2}$	$\frac{5}{8}$	$\frac{3}{4}$
Rough, per doz.	\$19.00	22.00	28.00	37.00
Size, inch	1	$1\frac{1}{4}$	$1\frac{1}{2}$	2
Rough, per doz.	\$53.00	83.00	125.00	245.00

We always furnish Cocks with socket shoe to fit the square on plug into which rod can be screwed.

For Copper Balls and Rods, see page 221.

RAIN AND WELL WATER COCKS.




FIG. 108. (Anchorite)

LEAD PIPE.

Size, inch.....	$\frac{3}{4}$	1	$1\frac{1}{4}$	$1\frac{1}{2}$	2
Rough, per doz.....	\$75.00	100.00	140.00	210.00	300.00




FIG. 109. (Anchovy)

IRON PIPE.

Size, inch... ..	$\frac{3}{4}$	1	$1\frac{1}{4}$	$1\frac{1}{2}$	2
Rough, per doz.....	\$75.00	100.00	140.00	210.00	300.00

Any End can be furnished Lead or Iron Pipe.

LOCK OIL-WAGON COCKS.

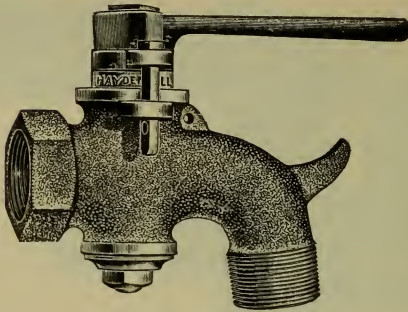


FIG. 109-A. (Ancient)

IRON PIPE FEMALE.

Size, inch	1	1¼	1½
Rough, each	\$5.50	8.00	11.00

Regularly furnished with detachable Iron Lever Handle. With Chain and Pin.

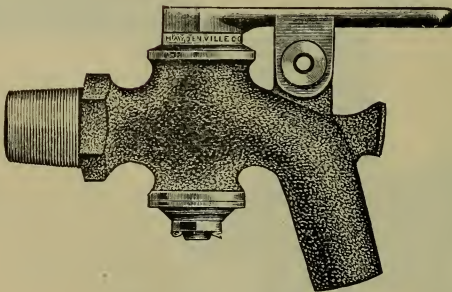


FIG. 109-B. (Anecdote)

"GOVERNMENT PATTERN."

IRON PIPE MALE. BRASS HANDLE.

Size, inch	1	1¼	1½
Rough, each	\$6.00	9.00	12.00

Can also furnish Fig. 109-A for Iron Pipe Male or 109-B Female.

LEVER HANDLE OIL-WAGON COCKS.

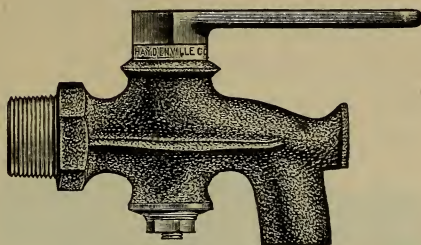


FIG. 109-C. (Angel)

IRON PIPE MALE.

Size, inch	1	1 ¼	1 ½
Rough, each.....	\$5.00	7.00	10.00

Regularly furnished with Detachable Iron Lever Handle.

SUGAR-POT COCKS.

WITH NARROW FLANGE.

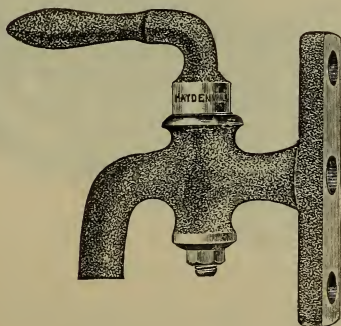


FIG. 109-D. (Angelus)

Size, inch.....	¾	½
Rough, per doz.....	\$15.00	17.50

Can also furnish with High Lever Handle and for Iron Pipe Male.

CORPORATION COCKS.

THIS LINE OF GOODS FOR WATER WORKS' USE IS
ALL MADE OF THE BEST QUALITY METAL
THOROUGHLY GROUND AND EACH PIECE TESTED
200 LBS. WORKING PRESSURE.

FOR CEMENT PIPE, TO DRIVE OR SOLDER.

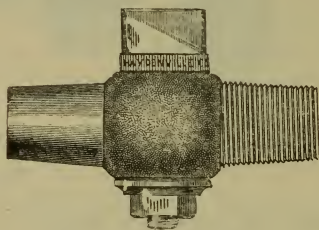


FIG 110. (Anguish)

WITHOUT COUPLING.

Size, inch.....	$\frac{3}{8}$	$\frac{1}{2}$	$\frac{5}{8}$	$\frac{3}{4}$	1	$1\frac{1}{4}$
Rough, each.....	\$1.25	1.35	1.85	2.40	3.85	7.80

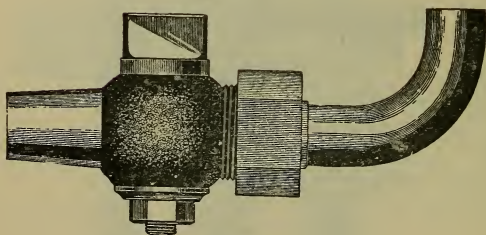


FIG 111. (Analine)

WITH BENT COUPLING.

Size, inch.....	$\frac{3}{8}$	$\frac{1}{2}$	$\frac{5}{8}$	$\frac{3}{4}$	1	$1\frac{1}{4}$
Rough, each.....	\$1.45	1.60	2.25	2.85	4.50	9.00

If Straight Coupling use same list as Fig. 111.

For list on couplings only, see page 72.

CORPORATION COCKS.

FOR IRON PIPE, MALE.

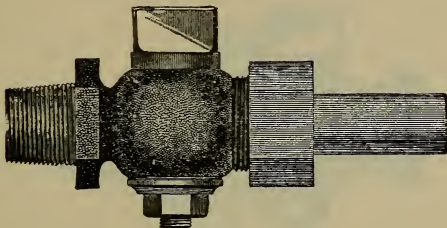


FIG. 112. (Animal)

STRAIGHT COUPLING.

Size, inch	$\frac{3}{8}$	$\frac{1}{2}$	$\frac{5}{8}$	$\frac{3}{4}$	1	$1\frac{1}{4}$	$1\frac{1}{2}$	2
Rough, each . . .	\$1.45	1.60	2.25	2.85	4.50	9.00	12.00	20.00

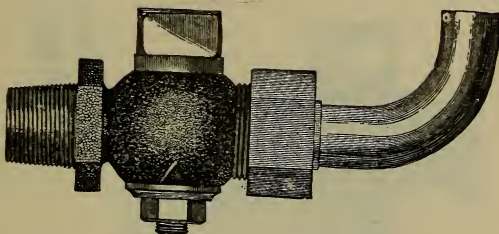


FIG. 113. (Animus)

BENT COUPLING.

Size, inch	$\frac{3}{8}$	$\frac{1}{2}$	$\frac{5}{8}$	$\frac{3}{4}$	1	$1\frac{1}{4}$	$1\frac{1}{2}$	2
Rough, each . . .	\$1.45	1.60	2.25	2.85	4.50	9.00	12.00	20.00

If without Shoulder, same list as above. For list on couplings only, see page 72.

CORPORATION COCKS.

FOR IRON PIPE, FEMALE.

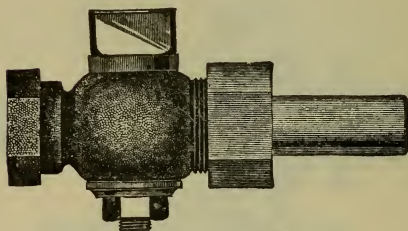


FIG. 114. (Announce)

STRAIGHT COUPLING.

Size, inch	$\frac{3}{8}$	$\frac{1}{2}$	$\frac{5}{8}$	$\frac{3}{4}$	1	$1\frac{1}{4}$	$1\frac{1}{2}$	2
Rough, each . . .	\$1.45	1.60	2.25	2.85	4.50	9.00	12.00	20.00

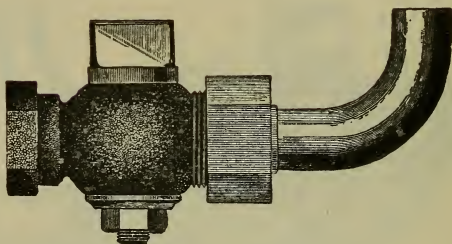


FIG. 115. (Annoy)

BENT COUPLING.

Size, inch	$\frac{3}{8}$	$\frac{1}{2}$	$\frac{5}{8}$	$\frac{3}{4}$	1	$1\frac{1}{4}$	$1\frac{1}{2}$	2
Rough, each . . .	\$1.45	1.60	2.25	2.85	4.50	9.00	12.00	20.00

For list on couplings only, see page 72.

CORPORATION COCKS.

BOTH ENDS IRON PIPE.




FIG. 116. (Annoyance)

MALE.

Size, inch. . . .	$\frac{3}{8}$	$\frac{1}{2}$	$\frac{5}{8}$	$\frac{3}{4}$	1	$1\frac{1}{4}$	$1\frac{1}{2}$	2
Rough, each..	\$1.25	1.35	1.85	2.40	3.85	7.80	10.40	17.40




FIG. 117. (Annoyer)

MALE AND FEMALE.

Size, inch. . . .	$\frac{3}{8}$	$\frac{1}{2}$	$\frac{5}{8}$	$\frac{3}{4}$	1	$1\frac{1}{4}$	$1\frac{1}{2}$	2
Rough, each..	\$1.25	1.35	1.85	2.40	3.85	7.80	10.40	17.40

For list on Couplings only, see page 72.

CORPORATION COCKS.

BENT NOSE, TO DRIVE IN MAIN.

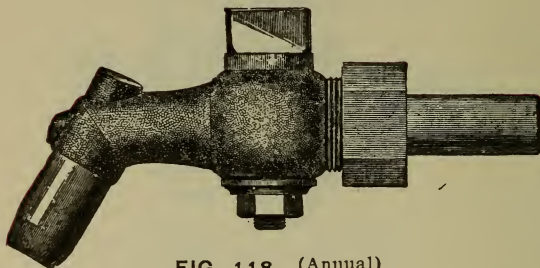


FIG. 118. (Annual)

Size, inch	$\frac{3}{8}$	$\frac{1}{2}$	$\frac{5}{8}$	$\frac{3}{4}$	1	$1\frac{1}{4}$	$1\frac{1}{2}$
Rough, each	\$1.70	1.90	2.60	3.25	5.00	10.00	18.00

With Bent Coupling, same list.

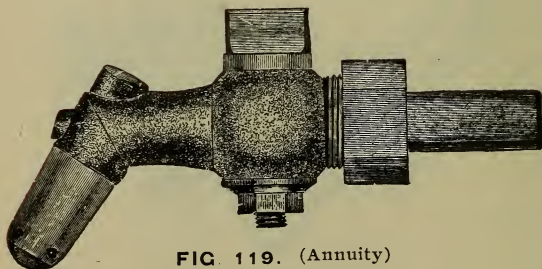


FIG. 119. (Annuity)

WITH EEL GUARD.

Size, inch	$\frac{3}{8}$	$\frac{1}{2}$	$\frac{5}{8}$	$\frac{3}{4}$	1	$1\frac{1}{4}$	$1\frac{1}{2}$
Rough, each	\$1.90	2.10	2.80	3.50	5.40	10.50	19.00

With Bent Coupling, same list.

For list on Couplings only, see page 72.

CORPORATION COCKS.

FOR MUELLER MACHINE.



FIG. 120-A. (Annul)



FIG. 120-B. (Annular)

FOR IRON PIPE.

Short Ends fitted for either Screw or Hexagon Plug.

FIG. 120-A.

Without Coupling.

Size, inch.	$\frac{3}{8}$	$\frac{1}{2}$	$\frac{5}{8}$	$\frac{3}{4}$	1	$1\frac{1}{4}$	$1\frac{1}{2}$	2
Rough, each..	\$1.25	1.35	1.85	2.40	3.85	7.80	10.40	17.40

FIG. 120-B.

With Coupling, straight or bent.

Size, inch.	$\frac{3}{8}$	$\frac{1}{2}$	$\frac{5}{8}$	$\frac{3}{4}$	1	$1\frac{1}{4}$	$1\frac{1}{2}$	2
Rough, each..	\$1.45	1.60	2.25	2.85	4.50	9.00	12.00	20.00



FIG. 120-C. (Anoint)

COARSE THREAD FOR WOOD MAIN.

Short End fitted for either Screw or Hexagon Plug.

Size, inch.	$\frac{3}{8}$	$\frac{1}{2}$	$\frac{5}{8}$	$\frac{3}{4}$	1	$1\frac{1}{4}$	$1\frac{1}{2}$	2
Rough, each..	\$1.50	1.65	2.20	2.80	4.35	8.80	12.40	20.40

With straight or bent Coupling add—

Size, inch.	$\frac{3}{8}$	$\frac{1}{2}$	$\frac{5}{8}$	$\frac{3}{4}$	1	$1\frac{1}{4}$	$1\frac{1}{2}$	2
Rough, each...	\$0.20	.25	.40	.45	.65	1.20	1.60	2.60

THREE WAY CORPORATION COCKS.

WITH CAP ON SIDE OUTLET. TO DRIVE OR SOLDER.




FIG. 122-A. (Anomaly)

STRAIGHT COUPLING.

Size, inch	$\frac{3}{8}$	$\frac{1}{2}$	$\frac{5}{8}$	$\frac{3}{4}$	1	$1\frac{1}{4}$	$1\frac{1}{2}$
Rough, each	\$1.85	2.10	2.85	3.50	5.50	11.00	16.00

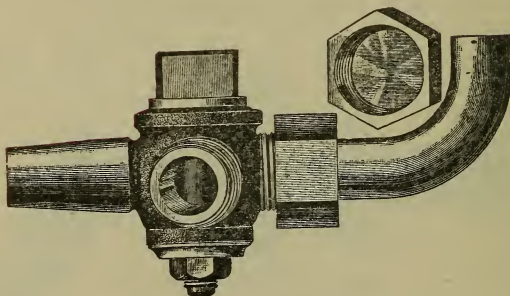


FIG. 122-B. (Anthem)

BENT COUPLING.

Size, inch	$\frac{3}{8}$	$\frac{1}{2}$	$\frac{5}{8}$	$\frac{3}{4}$	1	$1\frac{1}{4}$	$1\frac{1}{2}$
Rough, each	\$1.85	2.10	2.85	3.50	5.50	11.00	16.00

For Iron Pipe Male, with or without Shoulder, or Iron Pipe Female, same list as above.

For list on Couplings only, see page 72.

“HAYDENVILLE” CORPORATION COCKS.

WITH FLANGED COUPLING FOR LEAD PIPE CONNECTION. FULL WAY.

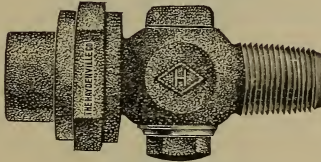


FIG. 122-C. (Anvil)

TO SCREW.

Size, inch.....	$\frac{3}{8}$	$\frac{1}{2}$	$\frac{5}{8}$	$\frac{3}{4}$	1
Rough, each.....	\$1.75	2.00	2.65	3.25	5.50

Can also furnish the threaded end Female if so desired.




FIG. 122-D. (Anxiety)

TO DRIVE IN MAIN.

Size, inch.....	$\frac{3}{8}$	$\frac{1}{2}$	$\frac{5}{8}$	$\frac{3}{4}$	1
Rough, each.....	\$2.00	2.30	3.10	4.00	6.00

NOTE:—With this style of Coupling a connection with lead pipe can be easily and quickly made, and in case of repairs this is an important point. This style coupling is guaranteed to make a water-tight connection.

We also make *Water Cocks for side-walk or street* with flanged couplings. Prices upon application.

CORPORATION COCKS.



FIG. 122-E. (Anxious)

FOR HADESTY MACHINE.

Size, inch.	$\frac{1}{2}$	$\frac{5}{8}$	$\frac{3}{4}$	1
Rough, each.	\$2.50	3.00	3.50	5.50

Male End, either Iron Pipe Thread or Coarse Thread for Wood Pipe.



FIG. 122-F. (Apart)

FOR PAYNE MACHINE.

Made in same styles and sizes as Figs. 120-A, 120-B and 120-C, and at same lists.

LEAD GOOSE NECK CONNECTIONS.

WITH COCK AND NIPPLE. MALE OR FEMALE.

20 inches over all.

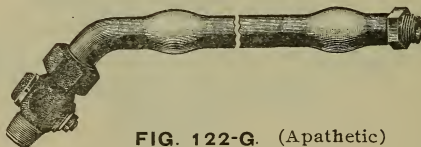


FIG. 122-G. (Apathetic)

Size, inch.	$\frac{1}{2}$	$\frac{5}{8}$	$\frac{3}{4}$	1
Complete, each.	\$5.00	7.00	8.00	10.00

Can furnish any length of pipe desired. Prices upon application.

We also manufacture Corporation Cocks for Hall's, Sperring's, Carr's, Hubbell's, Lenox and all other tapping machines; prices, weights, etc., furnished upon application.

Our Corporation Cocks are made of best quality metal, full weight and perfectly ground, careful attention being given to construction so as to insure strength and a full water way.

Can make to order from metal of any formula specified.

BRASS WATER CONNECTIONS.



FIG. 122-J. (Apathy)

INLETS $\frac{3}{4}$ INCH PIPE.

OUTLET FOR $1\frac{1}{2}$ INCH IRON PIPE.

Each \$2.00




FIG. 122-K. (Apex)

OUTLET FOR 2 INCH IRON PIPE

With Soldering Unions on inlets for 1 inch lead pipe.

Each \$6.00

We manufacture Brass Water Connections with any number of inlets, with or without Soldering Unions and of different sizes. Prices upon application.

LEAD AND IRON FLANGED COUPLINGS.

FOR CORPORATION COCKS.




FIG. 122-L. (Aphorism)

Size, inch.....	1/2	5/8	3/4	1	1 1/4
Rough, each.....	\$0.95	1.15	1.25	1.90	3.10
Finished, each.	1.20	1.40	1.60	2.25	3.75

CORPORATION COCK COUPLINGS.

REGULAR PATTERN, STRAIGHT OR BENT.

PLAIN FACE.

Size, inch....	3/8	1/2	5/8	3/4	1	1 1/4	1 1/2	2
Each.....	\$0.20	.25	.40	.45	.65	1.20	1.60	2.60

A Coupling includes Nut and Swivel. All Corporation Cocks are made regularly with Plain Face Couplings with fibre packings. Ground Face Couplings can be furnished if so ordered. Bent Couplings of any degree of curve furnished. Couplings can also have ends threaded Male.

BEER AIR COCKS.

BODY THREADED BOTH ENDS IRON PIPE.

SIZE $\frac{3}{8}$ INCH.




FIG. 189-A. (Arsenical)

Rough, per doz..... \$19.00

For Lead Pipe use same list as above.

NOTE:—See our Hardware Catalogue for full line of Bar, Ale, Beer, Counter Cocks, etc., etc.

DRAW OFF COCKS.

FOR BOILERS.

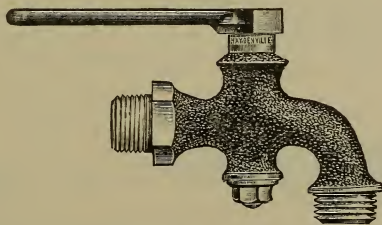


FIG. 224. (Balcony)

IRON LEVER.

Size, inch.....	$\frac{1}{2}$	$\frac{5}{8}$	$\frac{3}{4}$	1
Rough, per doz.....	\$18.00	21.00	29.00	42.00
Finished “	20.00	23.50	32.00	46.00

NOTE:—We make a large variety of Ground Key and Compression Draw Off Cocks. Sizes, prices, etc., upon application.

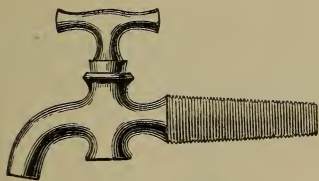
HARDWARE GOODS.

In addition to our Lines of Water, Gas and Steam Goods, we manufacture an extensive and complete line of Hardware Faucets, Cocks, Urn Gauges, Valves, etc.

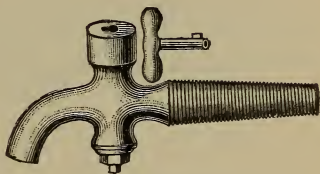
Our Hardware Catalogue (a special edition) illustrates Racking, Lock, Liquor, Whiskey, Bottling, Oil and Petroleum Cocks; Ale, Beer, Bar and Counter Cocks; Refrigerator, Cooler and Milk Cocks; Oil-Wagon, Draw-Off, Laundry, Kettle, Soda and Syrup Cocks; Bibb Cocks, Urn Cocks, Urn Gauges, Champagne Taps and Bottle Fillers; also Hose Goods, Globe Valves, etc., etc.

We make *to sample* any kind of faucet kindred to these lines, and are equipped with every facility to execute orders of this character.

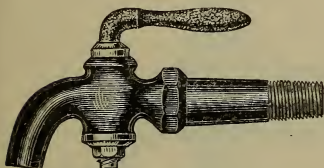
HARDWARE FAUCETS, COCKS, ETC.



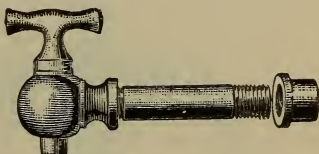
RACKING COCK.



LOCK COCK.



PETROLEUM COCK.



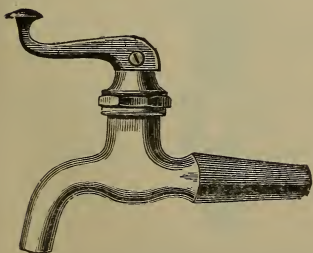
REFRIGERATOR COCK.




CHAMPAGNE TAP.



LAGER BEER COCK.



COOLER COCK.



ALE COCK.

See our Hardware Catalogue for complete line, with numbers, sizes, prices, etc.

GROUND KEY BASIN COCKS.

All our Basin Cocks, Ground Key, Compression, Fuller and Self-Closing, are regularly furnished with shanks same style as this illustration, and with Ground Face Swivels. For Special Couplings see page 305.

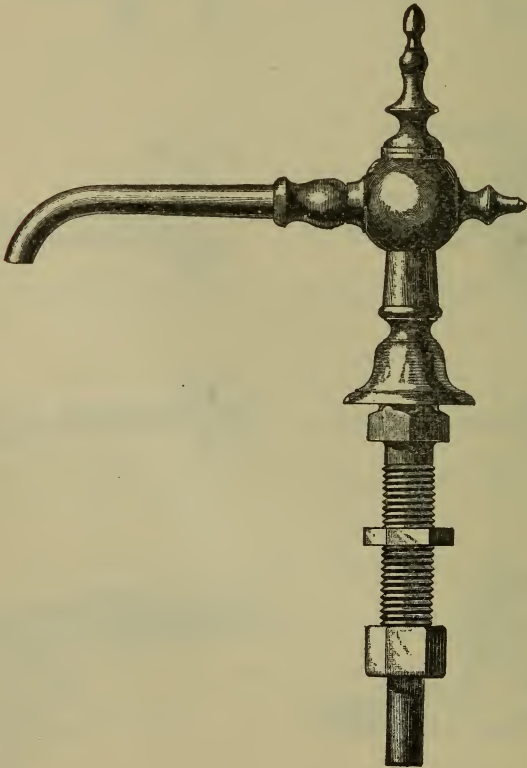


FIG. 226. (Bogat)

Height above slab 5 inches.

Finished or Nickel Plated, per doz. \$45.00

GROUND KEY BASIN COCKS.




FIG. 227. (Begave)

Height above slab $4\frac{5}{8}$ inches.

Finished or Nickel Plated, per doz..... \$50.00

For Special Couplings see page 305.

GROUND KEY BASIN COCKS.




FIG. 228. (Beget)

Height above slab $5\frac{3}{4}$ inches.

Finished or Nickel Plated, per doz.....	\$52.00
For Cast Tube with Tip on end add, per doz.....	4.00

For Special Couplings see page 305.

GROUND KEY BASIN COCKS.




FIG. 229. (Beggar)

Height above slab $5\frac{3}{4}$ inches.

Finished or Nickel Plated, per doz..... \$56.00

For Special Couplings see page 305.

GROUND KEY BASIN COCKS.




FIG. 230. (Begin)

Regular Pattern, height above slab $6\frac{3}{8}$ inches.

Extra Heavy Pattern, height above slab $7\frac{7}{8}$ inches.

Finished or Nickel Plated, per doz., Regular	\$60.00
“ “ “ “ “ “ Extra Heavy	100.00
With Nickel Plated Jewel Cup add per doz., list	6.00
With Gold Lined Jewel Cup add per doz., list	12.00

For Special Couplings see page 305.

GROUND KEY BASIN COCKS.




FIG. 232. (Beginner)

Height above slab $8\frac{1}{4}$ in.

Finished or Nickel Plated, per doz.	\$130.00
With Nickel Plated Jewel Cup, add per doz., list.	6.00
With Gold Lined Jewel Cup, " " " "	12.00

For Special Couplings see page 305.

SWINGING SHAMPOOING COCKS.

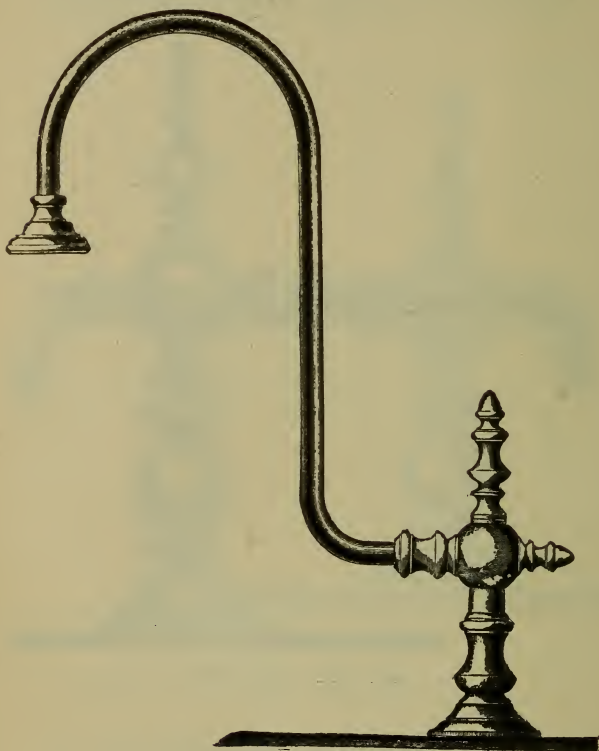


FIG. 233. (Begone)

Height of body $6\frac{3}{4}$ in.

Finished or Nickel Plated, per doz. \$110.00

We make this Cock in the different style bodies of Basin Cocks.

For price, add for Tube and Sprinkler \$30.00 per doz. list to the list prices of Fig. 226 to Fig. 232, inclusive.

For Special Couplings see page 305.

“HAYDENVILLE” SELF-CLOSING
SHOWER BATH VALVE.

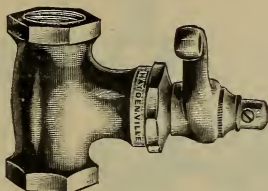


FIG 233-A (Begorry)

Size, inch	$\frac{1}{2}$	$\frac{3}{8}$
Finished	\$68.00	84.00
Nickel Plated	74.00	90.00

CEILING SHOWER WITH SELF-
CLOSING VALVE.

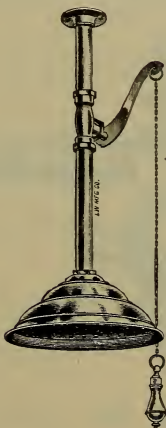


FIG. 233-B. (Begrime)

Nickel Plated	\$10.00
---------------------	---------

Distance from ceiling to bottom of Shower 22 inches. Diameter of Shower $11\frac{1}{2}$ inches. The inlet is tapped $\frac{3}{4}$ inch Iron Pipe.

BRACKET BASIN COCKS. WITH SWINGING TUBES.

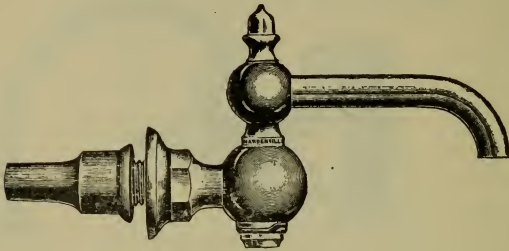


FIG. 234. (Begrudge)
ROUND FLANGE.

Distance from Center of Body to Center of Discharge $3\frac{1}{4}$ in.

Finished or Nickel Plated, Tube $3\frac{1}{4}$ in. long, per doz.....	\$44.00
“ “ “ Tube 6 in. long, “	50.00
Without Thimble deduct.....	2.00

These Cocks are regularly furnished $\frac{3}{8}$ Iron Pipe on shank. Can also make them $\frac{1}{2}$ Iron Pipe, or tapped Female and with any length tube, at slightly advanced prices.




FIG. 235. (Beguile)
OCTAGON FLANGE.

Distance from Center of Body to Center of Discharge $5\frac{1}{4}$ in.

Finished or Nickel Plated, per doz.....	\$62.00
---	---------

Can be furnished Male or Female Iron Pipe, and with any length Tube or Shank, with or without locknut.

BRACKET SHAMPOOING COCKS.

WITH SWINGING TUBE.

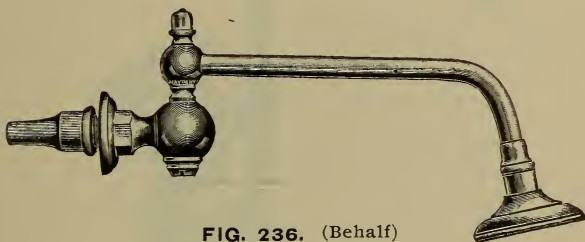


FIG. 236. (Behalf)

ROUND FLANGE.

Distance from Center of Body to Center of Discharge $7\frac{1}{4}$ in.

Finished or Nickel Plated, per doz..... \$68.00

These Cocks are regularly furnished $\frac{3}{8}$ Iron Pipe on shank. Can also make them $\frac{1}{2}$ Iron Pipe, or tapped Female and with any length tube, at slightly advanced prices.

LEVER HANDLE PANTRY COCKS.

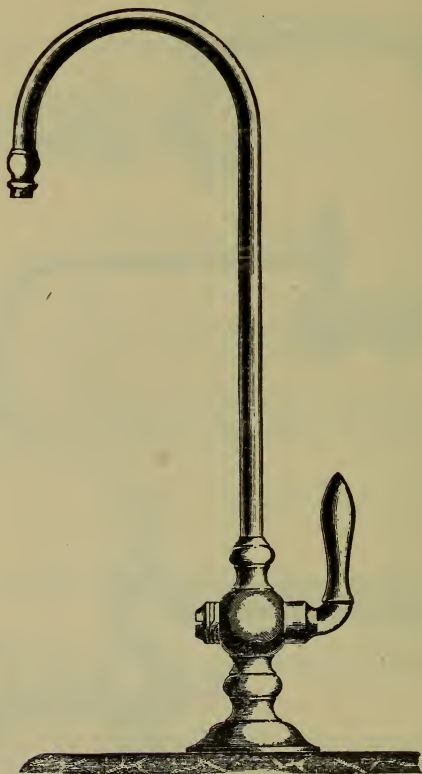


FIG. 237. (Behave)

	No. 1.	No. 2.
Finished or Nickel Plated, per doz.....	\$68.00	76.00
For Hose End add, per doz., list.....	3.00	3.00

For Special Couplings, see page 305.

“HAYDENVILLE” SELF-CLOSING BASIN COCKS.

“PREMIUM” PATTERN.

CHINA INDEX “HOT” OR “COLD.”

(Patented.)

No. 27.




FIG. 238. (Behavior)

Height above slab $4\frac{1}{2}$ in.

Finished or Nickel Plated, per doz. \$60.00

Can also furnish High Body, same as Fig. 395-L.

For this shape Handle on any “Haydenville” Self-closing Bibbs, Stops or Cocks (Figs. 395 to 395-T) add to list, for plain brass \$7.00 and for China Index \$5.00 extra.

For other Self-Closing Work see pages 216 to 248.

For Special Couplings see page 305.

FULLER BASIN COCKS.

CHINA BUTTON TOP, "HOT" OR "COLD."

"SANBORN" PATTERN.

No. 18.




FIG. 239. (Beheld)

Height above slab $3\frac{1}{4}$ in.

Nickel Plated, per doz.	\$72.00
For China Handles add, per doz.	15.00

For other Fuller Work see pages 248 to 298.

For Special Couplings see page 305.

COMPRESSION BASIN COCKS.

SOLID BRASS HANDLE, LUG ON TUBE FOR CHAIN.
HANDLE CAN BE ENGRAVED.

No. 22.




FIG 240. (Behest)

Height above slab $4\frac{1}{4}$ in.

Low Pattern. Loose Disc.

Finished or Nickel Plated, per doz.	\$40.00
If with China Index, as Fig. 258, add per doz., list	5.00

For Special Couplings see page 305.

COMPRESSION BASIN COCKS.

No. O.




FIG. 241. (Behind)

Height above slab $4\frac{1}{2}$ in.

TEE HANDLE.

Finished or Nickel Plated, per doz.....	\$17.00
---	---------

FOUR ARM HANDLE.

Finished or Nickel Plated, per doz.....	\$19.00
---	---------

For Stuffing Box add per doz., list.....	3.00
--	------

For Special Couplings see page 305.

COMPRESSION BASIN COCKS.

No. 1.




FIG. 242. (Behold)

Height above slab $5\frac{1}{4}$ in.

FOUR ARM HANDLE.

Finished or Nickel Plated, per doz..... \$21.00

TEE HANDLE.

Finished or Nickel Plated, per doz..... \$19.00

For Stuffing Box add per doz., list 3.00

For Special Couplings see page 305.

COMPRESSION BASIN COCKS.

CHINA BUTTON ON TOP, "HOT" OR "COLD."

No. 1-A.




FIG. 243. (Behoof)

Height above slab $4\frac{7}{8}$ in.

FOUR ARM HANDLE.

Finished or Nickel Plated, per doz.....	\$29.00
For Stuffing Box add per doz., list	3.00

Any Four Arm Compression Basin Cock can be furnished with China Button as above at additional list of \$8.00 per doz.

For Special Couplings see page 305.

COMPRESSION BASIN COCKS.

No. 2.




FIG. 243-A. (Belfry)

Height above slab 4½ in.

TEE HANDLE.

Finished or Nickel Plated, per doz \$20.00

FOUR ARM HANDLE.

Finished or Nickel Plated, per doz \$22.00

For Stuffing Box add per doz., list 3.00

For Special Couplings see page 305.

COMPRESSION BASIN COCKS.

No. 3.




FIG. 244. (Belief)

Height above slab $5\frac{7}{8}$ in.

FOUR ARM HANDLE.

Finished or Nickel Plated, per doz..... \$26.00

TEE HANDLE.

Finished or Nickel Plated, per doz..... \$24.00

For Special Couplings see page 305.

COMPRESSION BASIN COCKS.

CHINA BUTTON ON TOP, "HOT" OR "COLD."

No. 3-A.




FIG. 245. (Bellman)

Height above slab 5½ in.

FOUR ARM HANDLE.

Finished or Nickel Plated, per doz..... \$34.00

Any Four Arm Compression Basin Cock can be furnished with China Button as above at additional list of \$8.00 per dozen.

For Special Couplings see page 305.

COMPRESSION LOW DOWN
BASIN COCKS.

No. 6.




FIG. 247. (Bend)

Height above slab 4 in.

TEE HANDLE.

Finished or Nickel Plated, per doz. \$28.00

FOUR ARM HANDLE.

Finished or Nickel Plated, per doz. \$30.00

For Stuffing Box add per doz., list 3.00

For Special Couplings see page 305.

COMPRESSION BASIN COCKS.

No. 7½.




FIG. 248. (Beneath)

Height above slab 7 in.

TEE HANDLE.

Finished or Nickel Plated, per doz \$42.00

FOUR ARM HANDLE.

Finished or Nickel Plated, per doz \$45.00

For Special Couplings see page 305.

L. of C.

COMPRESSION BASIN COCKS.

No. 8.




FIG. 249. (Benedict)

Height above slab $5\frac{3}{4}$ in.

TEE HANDLE.

Finished or Nickel Plated, per doz \$37.00

FOUR ARM HANDLE.

Finished or Nickel Plated, per doz..... \$40.00

For Stuffing Box add per doz., list 3.00

For Special Couplings see page 305.

COMPRESSION BASIN COCKS.

No. 8½.




FIG. 250. (Benefice)

Height above slab 6 in.

TEE HANDLE.

Finished or Nickel Plated, per doz.....	\$38.00
---	---------

FOUR ARM HANDLE.

Finished or Nickel Plated, per doz.	\$41.00
--	---------

For Special Couplings see page 305.

COMPRESSION BASIN COCKS.

No. 11.




FIG. 253. (Benefit)

Height above slab $6\frac{3}{8}$ in.

TEE HANDLE.

Finished or Nickel Plated, per doz. \$57.00

FOUR ARM HANDLE.

Finished or Nickel Plated, per doz. \$60.00

For Special Couplings see page 305.

COMPRESSION BASIN COCKS.

No. 12.




FIG. 254. (Benign)

Height above slab 6 in.

TEE HANDLE.

Finished or Nickel Plated, per doz.	\$59.00
--	---------

FOUR ARM HANDLE.

Finished or Nickel Plated, per doz.	\$62.00
--	---------

For Stuffing Box add per doz., list	3.00
---	------

For Special Couplings see page 305.

COMPRESSION BASIN COCKS.

No. 13.

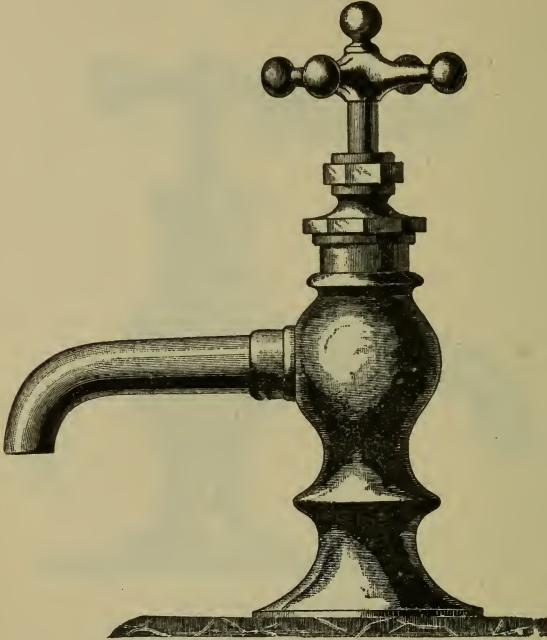


FIG. 255. (Bent)

Height above slab $7\frac{3}{4}$ in.

TEE HANDLE.

Finished or Nickel Plated, per doz. \$69.00

FOUR ARM HANDLE.

Finished or Nickel Plated, per doz. \$72.00

For Special Couplings see page 305.

COMPRESSION BASIN COCKS.

FOUR ARM BALL HANDLE.

No. 19.




FIG. 257. (Benumb)

Height above slab $4\frac{5}{8}$ in.

Finished or Nickel Plated, per doz.	\$32.00
--	---------

For Special Couplings see page 305.

COMPRESSION BASIN COCKS.

CHINA FOUR ARM HANDLES "HOT" OR "COLD."

No. 20.




FIG. 257-A (Benzine)

Height above slab $5\frac{1}{2}$ in.

Finished or Nickel Plated, per doz.	\$34.00
If with Six Arm Handles add per doz.....	8.00

This Cock regularly furnished with Jenkins' style seat packing.

For Special Couplings see page 305.

COMPRESSION BASIN COCKS.

CHINA FOUR ARM HANDLES "HOT" OR "COLD."

No. 21.




FIG. 258. (Bequest)

Height above slab $4\frac{3}{8}$ in.

Low Pattern. Loose Disc.

Finished or Nickel Plated, per doz	\$42.00
If with Six Arm Handles add per doz., list	8.00

This Cock regularly furnished with Jenkins' style seat packing.

For Special Couplings see page 305.

COMPRESSION BASIN COCKS.

CHINA FOUR ARM HANDLES "HOT" OR "COLD."

No. 25.




FIG. 258-A. (Bereave)

Height above slab $4\frac{1}{4}$ in.

Low Pattern. Solid disc.

Finished or Nickel Plated, per doz.	\$36.00
If with Six Arm Handles, add per doz., list	8.00

For Special Couplings see page 305.

COMPRESSION DOUBLE BASIN COCK.

WITH JEWEL CUP.

No. 13.




FIG. 259. (Bereft)

Height above slab 6 in.

Finished or Nickel Plated, each	\$12.00
For Four Arm China Handles "Hot" and "Cold" add, list	2.00
For Stuffing Boxes (2) add, list50
Gold Lined Jewel Cup add, list.50

Distance center to center of Shanks $1\frac{5}{8}$ inch.Outside diameter of Shanks $\frac{1}{8}$ inch.Diameter of Flange $2\frac{5}{8}$ inch.

For Special Couplings, see page 305.

“HAYDENVILLE” COMBINATION LAVATORY FIXTURE.

COMPRESSION PATTERN.

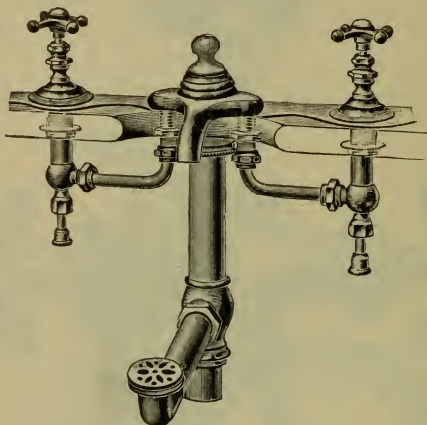


FIG. 261. (Beseech)

With Four Arm China Handles “Hot” and “Cold” on supplies.
China Top Waste. Tail Pieces on supplies fitted $\frac{3}{8}$ inch Iron
Pipe Female.

Nickel Plated, each \$16.00
With Six Arm China Handles add..... 1.50

Can also be furnished with Goose Neck Shampooing Attachment.

Tail Piece on Basin Waste fits our Basin Traps unless otherwise
specified.

MEASUREMENTS FOR CUTTING MARBLE SLAB.

Distance center to center of Cock Holes 14 inch, unless otherwise
specified.

Diameter of Cock Holes $1\frac{1}{8}$ inch.

Diameter of Waste Hole $2\frac{1}{8}$ inch.

Diameter of Supply Holes $\frac{1}{2}$ inch.

COMPRESSION PANTRY COCKS.

No. 1.




FIG. 263. (Beseige)

Plain End.

Finished or Nickel Plated, per doz.	\$34.00
For Hose End add per doz., list	3.00
For Four Arm Handle add per doz., list	2.00
For Stuffing Box add per doz., list	3.00
For Special Couplings see page 305.	

COMPRESSION PANTRY COCKS.

No. 2.

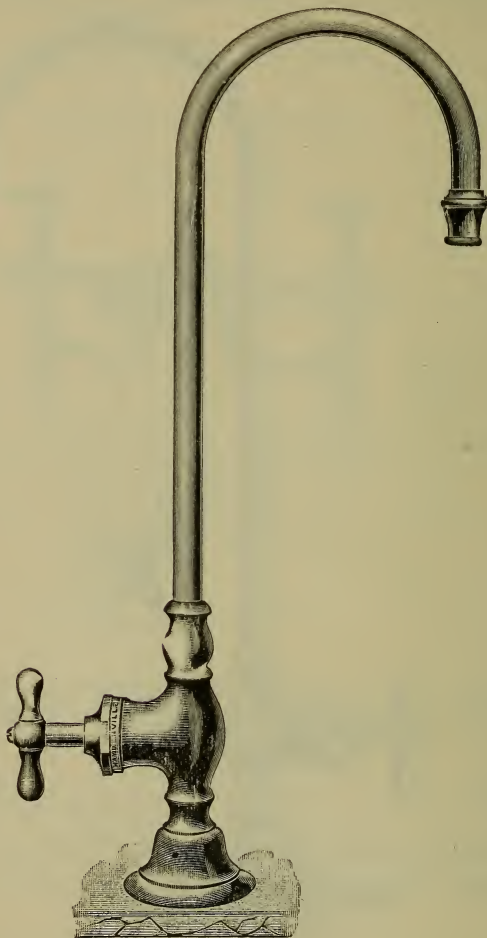


FIG. 263-A. (Besmear)

Finished or Nickel Plated, per doz	\$38.00
For Hose End add per doz., list	3.00
For Four Arm Handle add per doz., list	2.00
For Stuffing Box add per doz., list	3.00
For Special Couplings see page 305.	

COMPRESSION PANTRY COCKS.
SIX ARM CHINA HANDLES "HOT" OR "COLD."
No. 2-A.

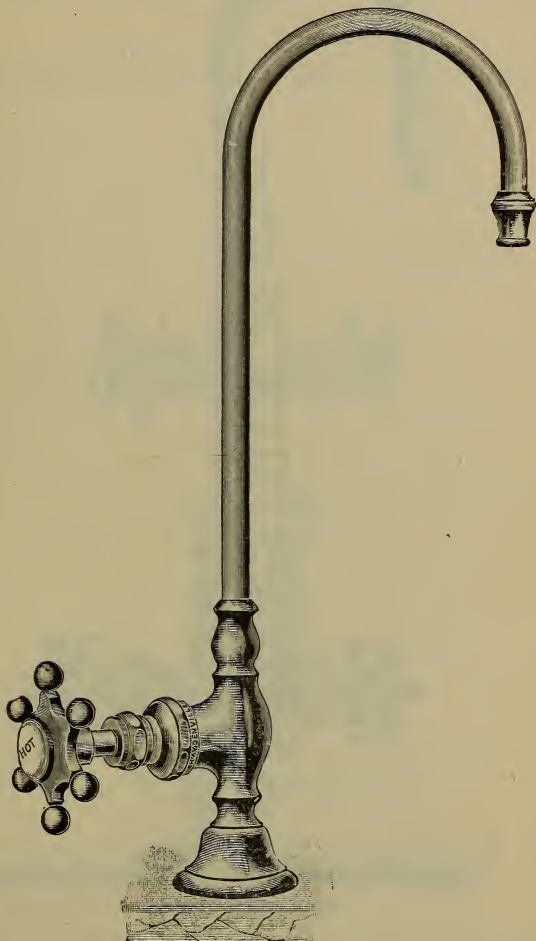


FIG. 263-B. (Bespeak)

Finished or Nickel Plated, per doz	\$58.00
For Hose End add per doz.	3.00
If with Four Arm China Handles deduct per doz.	8.00
For Special Couplings see page 305.	

DOUBLE COMPRESSION PANTRY COCK.




FIG. 267. (Bestir)

Finished or Nickel Plated, each	\$11.00
For Hose End add, list50
For Stuffing Boxes (2) add, list50

If with China Handles see page 208.

For dimensions see Fig. 267-A.

For Special Couplings see page 305.

DOUBLE COMPRESSION SHAMPOOING COCK.

WITH CHINA BUTTONS, "HOT" AND "COLD."

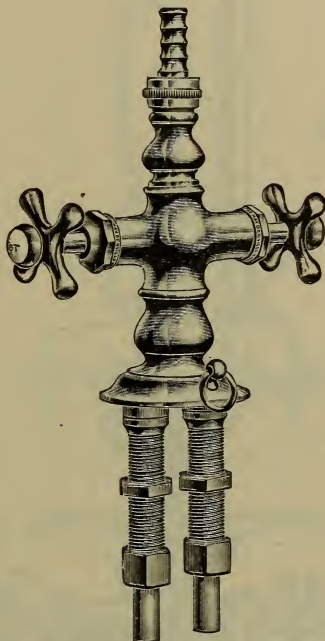


FIG. 267-A. (Betake)

Finished or Nickel Plated, with Tubing and Sprinkler, each	\$12.00
For Stuffing Boxes (2) add, list.....	.50
Without China Buttons deduct.....	1.00
If with China Handles see page 208.	

Distance center to center $1\frac{5}{8}$ inch.

Outside diameter of Shanks $1\frac{1}{8}$ inch.

Diameter of Flange $2\frac{3}{4}$ inch.

For Special Couplings see page 305.

DOUBLE COMPRESSION SWING SHAMPOOING COCK.

WITH BASIN COCK AND JEWEL CUP.




FIG. 268. (Bethink)

Finished or Nickel Plated, each..... \$23.00

If with China Handles see page 208.

For dimensions see Fig. 259.

For Special Couplings see page 305.

DOUBLE COMPRESSION SHAMPOOING AND BASIN COCK.

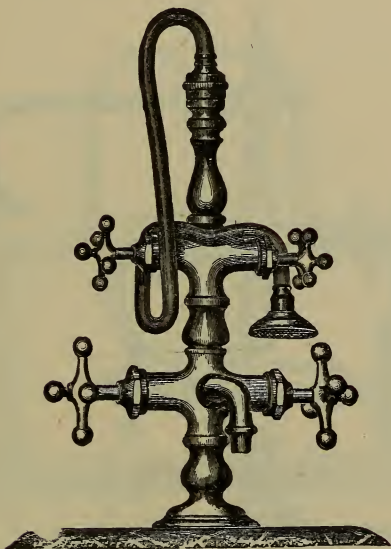


FIG. 269. (Betide)

Finished or Nickel Plated, with Tubing and Sprinkler, each \$31.00

For Stuffing Boxes (4) add, list..... 1.00

If with China Handles see page 208.

Distance center to center $1\frac{3}{8}$ inch.

Outside diameter of Shanks $1\frac{1}{8}$ inch.

Diameter of Flange 3 inches.

For Special Couplings see page 305.

DOUBLE COMPRESSION SWING SHAM- POOING AND BASIN COCK.




FIG. 270. (Betimes)

Finished or Nickel Plated, each	\$35.00
For Stuffing Boxes (4) add, list	1.00

If with China Handles see page 208.

For dimensions see Fig. 269.

Can also be furnished with Goose Neck Sprinkler like Fig. 268.

For Special Couplings see page 305.

DOUBLE COMPRESSION SHAMPOOING COCK.




FIG. 271. (Betook)

Finished or Nickel Plated, with Tubing and Sprinkler, each \$25.00
 For Stuffing Boxes (2) add, list..... .50

If with China Handles see page 208.

Distance center to center 12 inches.

Outside diameter of Shanks $\frac{1}{8}$ inch.

Diameter of Flanges 2 inches.

Cocks of Special Spread, prices upon application.

For Special Couplings see page 305.

DOUBLE COMPRESSION SHAMPOOING AND BASIN COCK.




FIG. 273. (Betray)

Finished or Nickel Plated, with Tubing and Sprinkler, each \$75.00
 For Stuffing Boxes (4) add, list..... 1.00

If with China Handles see page 208.

Distance center to center 12 inches.

Outside Diameter of Shanks $\frac{11}{8}$ inch.

Diameter of Flanges $2\frac{7}{8}$ inches.

Cocks of Special Spread, prices upon application.

For Special Couplings see page 305.

DOUBLE COMPRESSION SWING SHAM- POOING AND BASIN COCK.




FIG. 274. (Betroth)

Finished or Nickel Plated, each	\$80.00
For Stuffing Boxes (4) add, list	1.00

If with China Handles see page 208.

For dimensions see Fig. 273.

Cocks of Special Spread, prices upon application.

For Special Couplings see page 305.

SHAMPOO OR BATH SPRINKLERS.



FIG. 275. (Betwixt)
2 1/8 in. diameter.



FIG. 275-A. (Bevel)
With Rubber Ring.

Fig. 275 Nickel Plated, per doz..... \$3.40

Diameter of Face, inch.....	2 1/2	3	3 1/2
Fig. 275-A Nickel Plated, per doz.....	8.00	10.80	15.60

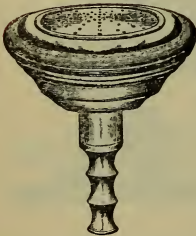


FIG. 275-B. (Bever)
With Detachable
Shank and Rubber Ring.



FIG. 275-C. (Bevy)
With Detachable
Shank, Loose Swivel and
Rubber Ring.

Diameter of Face, inch.....	2 1/2	3	3 1/2	4	5
Fig. 275-B Nickel Plated, per doz.	\$13.20	20.40	28.80
Fig. 275-C Nickel Plated, per doz.	51.00	65.00

SHAMPOO AND BATH SPRINKLERS.




FIG. 276. (Bewail)

Shampoo Sprinkler, Metal Handle and Rubber Ring.

Diameter of Face, inches	2½
Nickel Plated, per doz.	\$26.50
If without Rubber Ring deduct, per doz.	2.50



FIG. 276-A. (Beware)

Bath Sprinkler with Rosewood Handle, Detachable Shank and Rubber Ring.

Diameter of Face, inches	2½	3½
Nickel Plated, per doz.	\$31.00	51.00

COMPRESSION DOUBLE BATH COCKS.

WITH RING CUP.

No. 1.

Size $\frac{5}{8}$ inch.

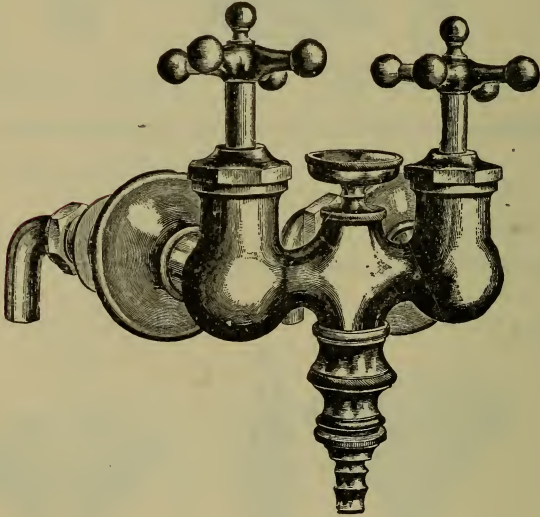


FIG. 277. (Bidden)

Spread, Center to Center $3\frac{1}{2}$ inches.

Finished or Nickel Plated, each	\$8.00
For Stuffing Boxes (2) add, list50
For Gold Lined Ring Cup add, list50
If without Ring Cup deduct, list	1.00

We also make the above in $4\frac{1}{2}$, 6, $6\frac{1}{2}$ and 9 inch spreads. Prices upon application.

For Special Couplings see page 306.

COMPRESSION DOUBLE BATH COCKS.

No. 4.

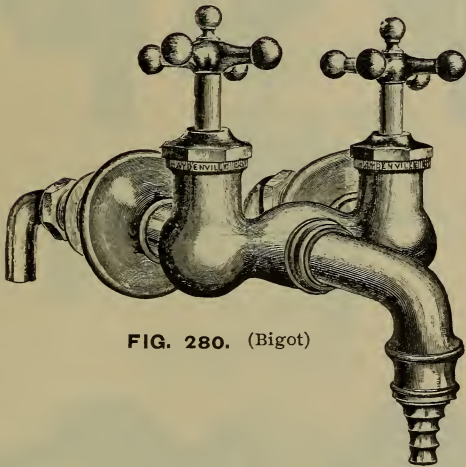
Size $\frac{5}{8}$ inch.

FIG. 280. (Bigot)

Spread, Center to Center $3\frac{1}{2}$ inches.

Finished or Nickel Plated, each	\$8.50
For Stuffing Boxes (2) add, list.....	.50

Also made in same spreads as Fig. 277.

For China Handles see page 134.

For Special Couplings see page 306.

COMPRESSION DOUBLE BATH COCKS.

No. 5.

Size $\frac{1}{2}$ inch.

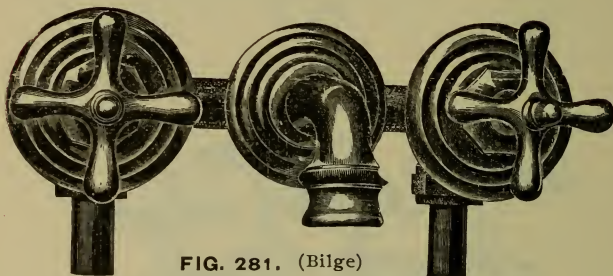


FIG. 281. (Bilge)

Center to Center $5\frac{5}{8}$ inches.

Finished or Nickel Plated, each. \$5.50

No. 6.

Size $\frac{5}{8}$ inch.

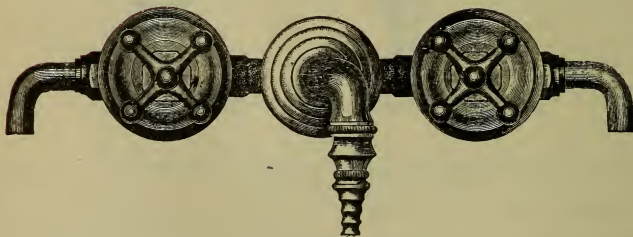


FIG. 282. (Bilk)

Center to Center $7\frac{1}{4}$ inches.

Finished or Nickel Plated, each \$7.50

For Stuffing Boxes (2) add, list.50

Also made with handles on top, same price.

For Special Couplings see page 306.

COMPRESSION DOUBLE BATH COCKS.

No. 7.


Size $\frac{1}{2}$ inch.

FIG. 283. (Billiards)

Spread, Center to Center $3\frac{1}{2}$ in.

Finished or Nickel Plated, each	\$6.00
For Stuffing Boxes (2) add, list50
For Chain Stay add, list50

We also make the above in $3\frac{1}{8}$ inch and $5\frac{1}{2}$ inch spread.

For China Handles see page 134.

For Special Couplings see page 306.

COMPRESSION DOUBLE BATH COCKS.

WITH RING CUP.

No. 8.

Size $\frac{1}{2}$ inch.

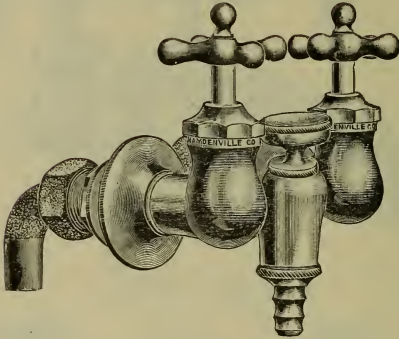


FIG. 283-A. (Bind)

Spread, Center to Center $3\frac{1}{2}$ inches.

Finished or Nickel Plated, each	\$6.50
For Gold Lined Ring Cup add, list50
For Stuffing Boxes (2) add, list50

For China Handles see page 134.

For Special Couplings see page 306.

COMPRESSION DOUBLE BATH COCKS.

No. 9.

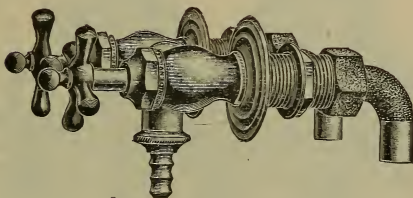
Size $\frac{1}{2}$ inch.

FIG. 284. (Binding)

Spread, Center to Center $3\frac{1}{2}$ inches.

Finished or Nickel Plated, each	\$5.50
For Stuffing Boxes (2) add, list50
For Nickel Plated Ring Cup or Chain Stay add, list.....	.50

For China Handles see page 134.

For Special Couplings see page 306.

COMPRESSION DOUBLE BATH COCKS.

No. 11.

Size $\frac{1}{2}$ inch.

A. S. Hills' Design Pat'd Oct. 3, 1899.

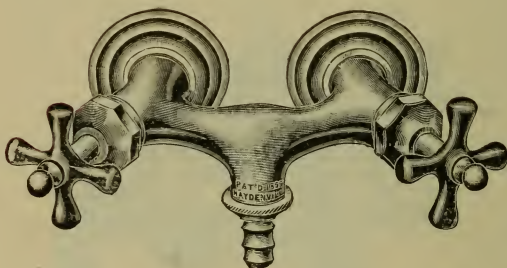


FIG. 284-A. (Bird)

Spread, Center to Center $3\frac{1}{2}$ inches.

Finished or Nickel Plated, each	\$5.50
For Stuffing Boxes (2) add, list50
For Nickel Plated Ring Cup or Chain Stay add, list.....	.50
For Gold Lined Ring Cup add, list	1.00

For China Handles see page 134.

For Special Couplings see page 306.

COMPRESSION DOUBLE BATH COCKS.

CHINA HANDLES "HOT" AND "COLD."

No. 12.

Size $\frac{5}{8}$ inch.




FIG. 285. (Birdol)

Spread, Center to Center $3\frac{1}{2}$ inches.

With Finished and Nickel Plated Couplings, Iron Pipe, as illustrated, each.....	\$11.25
If with Lead Pipe Couplings, each.....	10.00
If with Six Arm China Top Handles add, list	1.50
For Special Couplings see page 306.	

COMPRESSION DOUBLE BATH COCKS.

CHINA HANDLES "HOT" AND "COLD."
GOLD LINED RING CUP.

No. 13.

Size 5/8 inch.




FIG. 285-A. (Birdseye)

Spread, Center to Center 4 1/2 inches.

With Finished and Nickel Plated Couplings, Iron Pipe, as illustrated, each	\$15.25
If with Lead Pipe Couplings, each.....	14.00
If with Six Arm China Top Handles add, list	1.50
For Special Couplings see page 306.	

COMPRESSION DOUBLE BATH COCKS.

FOUR ARM CHINA HANDLES "HOT" AND "COLD."
WITH SUPPLY PIPES THREADED $\frac{1}{2}$ IRON PIPE.

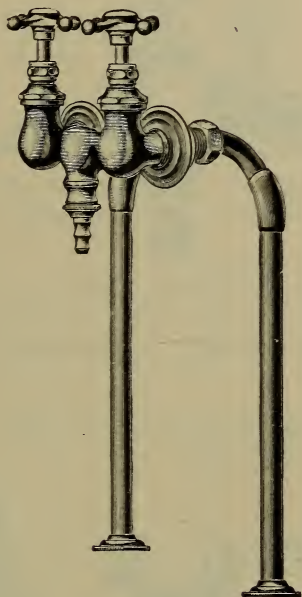


FIG. 285-B. (Bishop)

With Nickel Plated Straight Supplies, complete, each	\$12.50
With Nickel Plated 45° Offset Supplies, complete, each . . .	13.50
With Nickel Plated 90° Offset Supplies, complete, each . . .	13.50

This cut shows No. 12 Bath Cock, illustrated on page 131, with 45° Offset Supplies complete.

Center to center of Straight Supplies 3 $\frac{1}{2}$ inches.

Center to center of 45° Offset Supplies 6 $\frac{1}{2}$ inches.

Center to center of 90° Offset Supplies 8 $\frac{1}{4}$ inches.

CHINA TOP HANDLES FOR COMPRES- SION BATH COCKS.

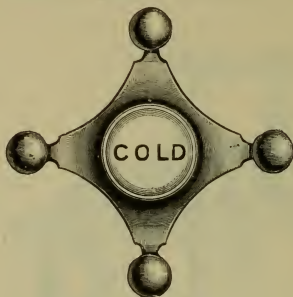


FIG. 285-C. (Bison)

FOUR ARM HANDLE "HOT" OR "COLD."

For above style Handle "Hot" and "Cold" add to regular
list of Bath Cocks, per Cock \$2.00




FIG. 285-D. (Biter)

SIX ARM HANDLE "HOT" OR "COLD."

For above style Handle "Hot" and "Cold" add to regular
list of Bath Cocks, per Cock \$3.35

CHAIN STAYS.

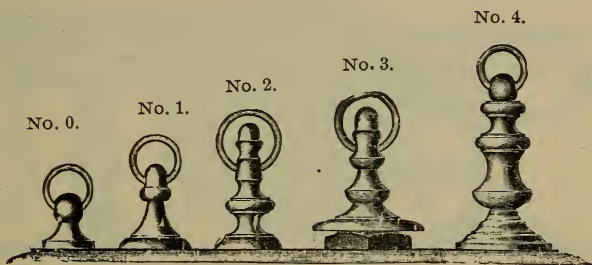


FIG. 286. **FIG. 287.** **FIG. 288.** **FIG. 289.** **FIG. 290.**
 (Bitten) (Bitter) (Bivalve) (Bizarre) (Blabber)

Number.....	0	1	2	3	4
Height (not including ring), inch	$\frac{3}{4}$	$1\frac{1}{4}$	$1\frac{5}{8}$	$1\frac{5}{8}$	$2\frac{1}{2}$
Nickel Plated, per doz.....	\$2.50	2.50	3.75	4.25	6.50




FIG. 291. **FIG. 292.** **FIG. 293.**
 (Black) (Blackbird) (Blacken)

Number.....	5	6	7
Height, inch.....	$3\frac{5}{8}$	$2\frac{1}{2}$	$2\frac{3}{4}$
Nickel Plated, per doz.....	\$8.00	9.00	12.00

CHAIN STAYS.

No. 8.




FIG. 294. (Blacking)

No. 11.




FIG. 295. (Blackleg)

WITH OR WITHOUT WASTE.

Number	8	11
Height, inch	3½	3½
Nickel Plated, each	\$2.25	13.00

No. 12.




FIG. 296. (Blackmail)

Height, inch	4½
Nickel Plated, each ...	\$10.00

COCK HOLE COVERS.



FIG. 297. (Blacky)

Nickel Plated, per doz.	\$4.50
-------------------------	--------

Figs. 295 and 296 regularly furnished with Shank to fit Cock Holes.

Fig. 296 with Gold Lined Tray add, list \$2.00

LION HEAD CHAIN STAYS AND NAME PLATES.



FIG. 297-A. (Blade)
CHAIN STAY.

Diameter $2\frac{1}{4}$ inch.

Nickel Plated, per doz. \$16.00

CHAIN STAY AND NAME PLATE. (Bladus)

Same as Fig. 297-A but with any Name and Address desired, on the border.

Nickel Plated, per doz. \$20.00

BRACKET SOAP CUP WITH LOOSE TRAY.

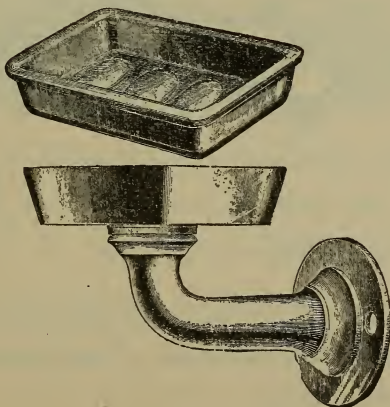


FIG. 297-C. (Blame)

Nickel Plated, each \$20.00
With Gold Lined Tray add, list 2.00

“ACME” COMPRESSION WORK.

RED METAL. HEAVY PATTERN.

(Bibbs, Stops and Basin Cocks.)

PATENTED

Sept. 29, 1896.

We invite the careful attention of the trade to our line of “Acme” High Grade Compression Work, illustrated in part, on the following pages.

These goods are made of fine red metal, are heavy pattern with high cap and fancy handle, and have a special Patented Washer made of best vulcanized material similar to Jenkins' valve discs. The Washer is held in position without the use of a nut or screw, the loosening and loss of which, in ordinary style faucets, allows the washer to drop off, causing leaks, damage and annoyance. It can be easily withdrawn from its socket in the spindle but *will not drop down* as the suction and impingement hold it securely in place.

These goods are absolutely non-hammering and guaranteed first-class in every particular. Unsurpassed for durability and workmanship.


Every piece tested 150 lbs. working pressure.

“ACME” COMPRESSION WORK.

RED METAL. HEAVY PATTERN.

PATENTED

Sept. 29, 1896.



SECTIONAL VIEW.

The above cut shows the internal construction of our “Acme” Compression Work and the special (patented) Washer used in same. Attention is called to uniformity of threads on spindle, all having equal bearing surface, the raised seat, the full water way, high stuffing box cap, large fancy handle, and even thickness of metal.

“ACME” COMPRESSION WORK.

RED METAL. HEAVY PATTERN.
PATENTED.

PLAIN BIBBS. IRON PIPE.

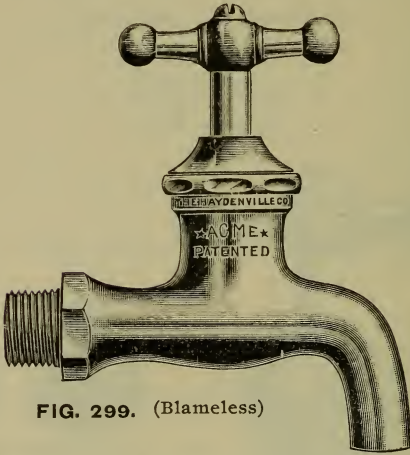


FIG. 299. (Blameless)

Size, inch	$\frac{1}{2}$	$\frac{5}{8}$
Finished, per doz.....	\$13.00	16.00
Nickel Plated, per doz.....	15.50	18.50
For Hose End add, per doz.....	2.00	2.00

PLAIN BIBBS, S. O. T.

FIG. 299-A. (Blanched)

(Not illustrated.)

Size, inch	$\frac{1}{2}$	$\frac{5}{8}$
Finished, per doz.....	\$15.00	19.00
Nickel Plated, per doz.....	17.50	21.50
For Hose End add, per doz.....	2.00	2.00

NOTE:—We can furnish the “Acme” Work in rough or with Flange and Thimble, Flanged Iron Pipe, etc. Use Standard Lists.

PATENTED WASHERS FOR “ACME” WORK.

Size, inch.....	$\frac{1}{2}$	$\frac{5}{8}$
Per doz	\$0.40	.50

See pages 138 and 139.

COMPRESSION WORK.

"HAMPSHIRE" PATTERN.

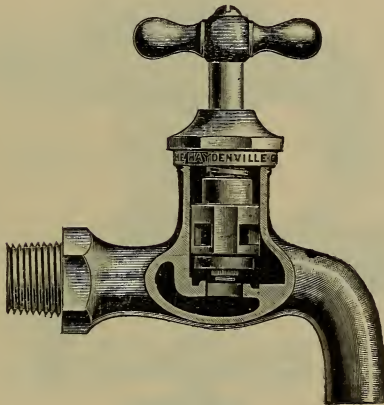


FIG. 299-B.

SECTIONAL VIEW.

The above cut shows the internal construction of our "Hampshire" Pattern Square Plug Compression Work. Bibbs, Stops, Basin Cocks, etc., all sizes and varieties.

COMPRESSION WORK.

GRUNDY PATTERN.

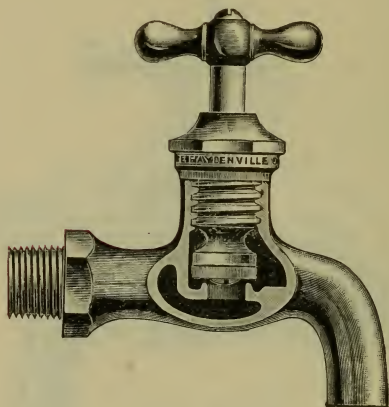


FIG. 299-C.

SECTIONAL VIEW.

The above cut is a sectional view of our Standard line of Solid Disc Compression Work, illustrated on the following pages, comprising Bibbs, Stops, Basin Cocks, etc., etc.

This line is made of first-class material, well finished and carefully assembled. Durable and substantial throughout. Can furnish with Loose Discs, if so ordered.

COMPRESSION PLAIN BIBBS.
LEAD PIPE.




FIG. 300. (Blaspheme)-

Size, inch.....	$\frac{1}{4}$	$\frac{3}{8}$	$\frac{1}{2}$	$\frac{5}{8}$	$\frac{3}{4}$
Rough, per doz.....	\$10.50	11.50	12.50	15.00	19.00
Size, inch.....	1	$1\frac{1}{4}$	$1\frac{1}{2}$	2	
Rough, per doz.....	\$36.00	57.00	88.00	180.00	




FIG. 301. (Blasted)

Size, inch.....	$\frac{1}{4}$	$\frac{3}{8}$	$\frac{1}{2}$	$\frac{5}{8}$	$\frac{3}{4}$
Finished, per doz.....	\$11.00	12.00	13.00	16.00	20.00
Nickel Plated, per doz.....	13.00	14.00	15.50	18.50	22.50
Size, inch.....	1	$1\frac{1}{4}$	$1\frac{1}{2}$	2	
Finished, per doz.....	\$40.00	65.00	100.00	200.00	
Nickel Plated, per doz.....	43.00	69.00	108.00	212.00	

COMPRESSION HOSE BIBBS.
LEAD PIPE.




FIG. 302. (Blazon)

Size, inch.....	$\frac{3}{8}$	$\frac{1}{2}$	$\frac{5}{8}$	$\frac{3}{4}$
Rough, per doz.....	\$13.50	14.50	17.00	21.00
Size, inch.....	1	$1\frac{1}{4}$	$1\frac{1}{2}$	2
Rough, per doz.....	\$39.00	61.00	94.00	190.00

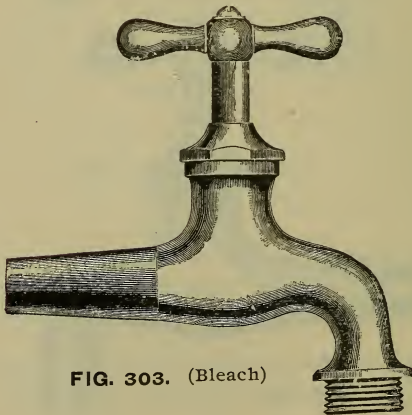


FIG. 303. (Bleach)

Size, inch.....	$\frac{3}{4}$	$\frac{1}{2}$	$\frac{5}{8}$	$\frac{3}{4}$
Finished, per doz.....	\$14.00	15.00	18.00	22.00
Nickel Plated, per doz.....	16.00	17.50	20.50	24.50
Size, inch.....	1	$1\frac{1}{4}$	$1\frac{1}{2}$	2
Finished, per doz.....	\$43.00	69.00	106.00	210.00
Nickel Plated, per doz.....	46.00	73.00	114.00	222.00

COMPRESSION PLAIN BIBBS.
IRON PIPE WITHOUT SHOULDER.




FIG. 304. (Bleak)

Size, inch	$\frac{1}{4}$	$\frac{3}{8}$	$\frac{1}{2}$	$\frac{1}{2} \times \frac{3}{8}$ I.P.	$\frac{5}{8}$	$\frac{5}{8} \times \frac{1}{2}$ I.P.
Rough, per doz.	\$11.50	12.50	14.50	14.50	18.00	18.00
Size, inch	$\frac{3}{4}$	1	$1\frac{1}{4}$	$1\frac{1}{2}$	2	
Rough, per doz.	\$23.00	42.00	65.00	98.00	200.00	

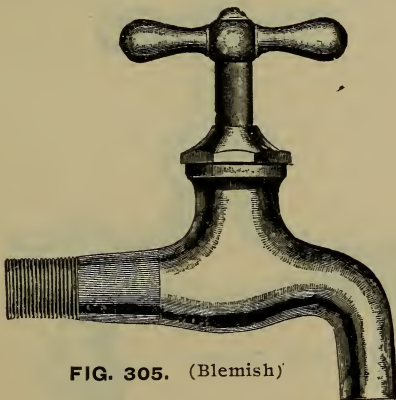


FIG. 305. (Blemish)

Size, inch	$\frac{1}{4}$	$\frac{3}{8}$	$\frac{1}{2}$	$\frac{1}{2} \times \frac{3}{8}$ I.P.	$\frac{5}{8}$	$\frac{5}{8} \times \frac{1}{2}$ I.P.
Finished, per doz.	\$12.00	13.00	15.00	15.00	19.00	19.00
Nickel Plated, per doz.	14.00	15.00	17.50	17.50	21.50	21.50
Size, inch	$\frac{3}{4}$	1	$1\frac{1}{4}$	$1\frac{1}{2}$	2	
Finished, per doz.	\$24.00	46.00	73.00	110.00	220.00	
Nickel Plated, per doz.	26.50	49.00	77.00	118.00	232.00	

Also made with Bead on Shank, known as "Brooklyn" Pattern.

COMPRESSION HOSE BIBBS.
IRON PIPE WITHOUT SHOULDER.

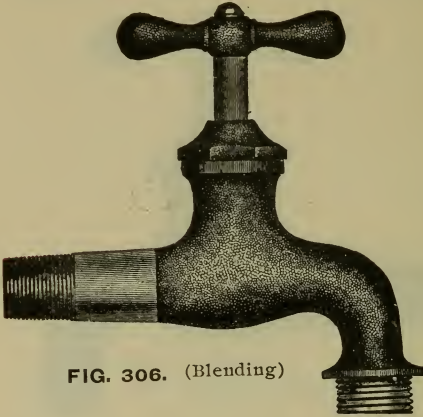


FIG. 306. (Blending)

Size, inch	$\frac{3}{8}$	$\frac{1}{2}$	$\frac{1}{2} \times \frac{3}{8}$ I.P.	$\frac{5}{8}$	$\frac{5}{8} \times \frac{1}{2}$ I.P.
Rough, per doz	\$14.50	16.50	16.50	20.00	20.00
Size, inch	$\frac{3}{4}$	1	$1\frac{1}{4}$	$1\frac{1}{2}$	2
Rough, per doz	25.00	45.00	69.00	104.00	210.00

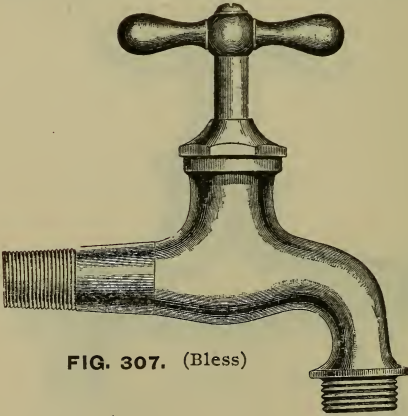


FIG. 307. (Bless)

Size, inch	$\frac{3}{8}$	$\frac{1}{2}$	$\frac{1}{2} \times \frac{3}{8}$ I.P.	$\frac{5}{8}$	$\frac{5}{8} \times \frac{1}{2}$ I.P.
Finished, per doz	\$15.00	17.00	17.00	21.00	21.00
Nickel Plated, per doz.	17.00	19.50	19.50	23.50	23.50
Size, inch	$\frac{3}{4}$	1	$1\frac{1}{4}$	$1\frac{1}{2}$	2
Finished, per doz	\$26.00	49.00	77.00	116.00	230.00
Nickel Plated, per doz.	28.50	52.00	81.00	124.00	242.00

Also made with longer Shank, known as "New Bedford" Pattern.

COMPRESSION PLAIN BIBBS.
IRON PIPE.

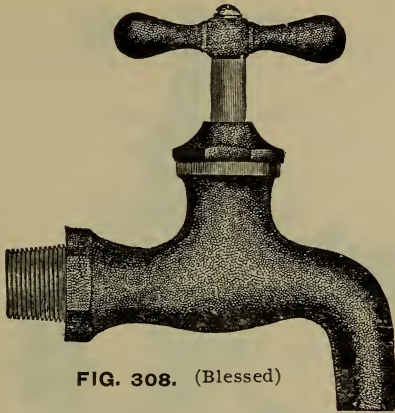


FIG. 308. (Blessed)

Size, inch.....	$\frac{1}{4}$	$\frac{3}{8}$	$\frac{1}{2}$	$\frac{5}{8}$	$\frac{3}{4}$
Rough, per doz.....	\$10.50	11.50	12.50	15.00	19.00
Size, inch.....	1	$1\frac{1}{4}$	$1\frac{1}{2}$	2	
Rough, per doz.....	\$36.00	57.00	88.00	180.00	

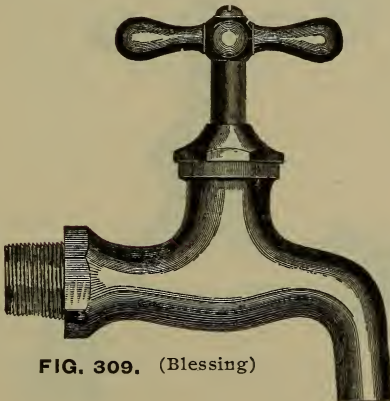


FIG. 309. (Blessing)

Size, inch.....	$\frac{1}{4}$	$\frac{3}{8}$	$\frac{1}{2}$	$\frac{5}{8}$	$\frac{3}{4}$
Finished, per doz.....	\$11.00	12.00	13.00	16.00	20.00
Nickel Plated, per doz.....	13.00	14.00	15.50	18.50	22.50
Size, inch.....	1	$1\frac{1}{4}$	$1\frac{1}{2}$	2	
Finished, per doz.....	\$40.00	65.00	100.00	200.00	
Nickel Plated, per doz.....	43.00	69.00	108.00	212.00	

Can be furnished with English Gauge Threads if desired.
For Special Features see pages 148, 150, 155, 156, 162, 178 and 179.

COMPRESSION HOSE BIBBS.
IRON PIPE.

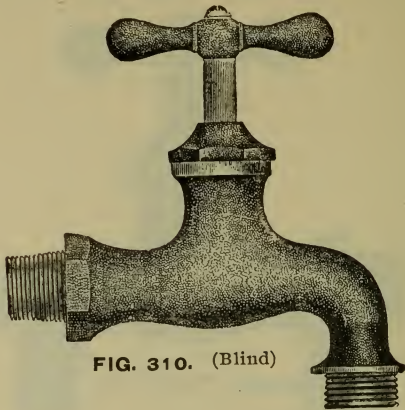


FIG. 310. (Blind)

Size, inch	$\frac{3}{8}$	$\frac{1}{2}$	$\frac{5}{8}$	$\frac{3}{4}$
Rough, per doz	\$13.50	14.50	17.00	21.00
Size, inch	1	$1\frac{1}{4}$	$1\frac{1}{2}$	2
Rough, per doz	\$39.00	61.00	94.00	190.00

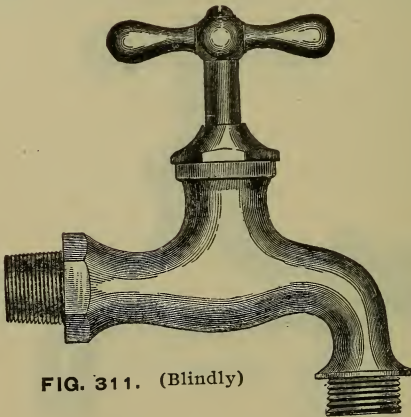


FIG. 311. (Blindly)

Size, inch	$\frac{3}{8}$	$\frac{1}{2}$	$\frac{5}{8}$	$\frac{3}{4}$
Finished, per doz	\$14.00	15.00	18.00	22.00
Nickel Plated, per doz	16.00	17.50	20.50	24.50
Size, inch	1	$1\frac{1}{4}$	$1\frac{1}{2}$	2
Finished, per doz	\$43.00	69.00	106.00	210.00
Nickel Plated, per doz	46.00	73.00	114.00	222.00

Can be furnished with English Gauge Threads if desired.
For Pittsburgh Hose Gauge add per doz., list, \$1.50.

FINE THREAD COMPRESSION BIBBS.

SHORT SHANK.

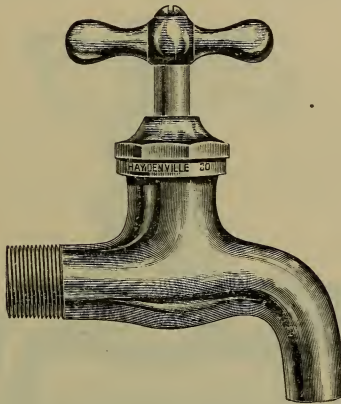


FIG. 312. (Bliss)

PLAIN BIBB.

Size of Bibb, inch.....	$\frac{1}{2}$	$\frac{5}{8}$
Size of Fine Thread on Shank, inch.....	$\frac{3}{4}$	$\frac{7}{8}$
Finished, per doz.....	\$13.00	16.00
Nickel Plated, per doz.....	15.50	18.50
With Hose End add, per doz.....	2.00	2.00
With Thimbles add, per doz.....	2.00	2.50

For illustration of Thimble see Fig. 575-B.

We can furnish any style Bibb, Stop or Stop and Waste cut Fine Thread if so desired.

COMPRESSION PLAIN BIBBS.

WITH STUFFING BOX.

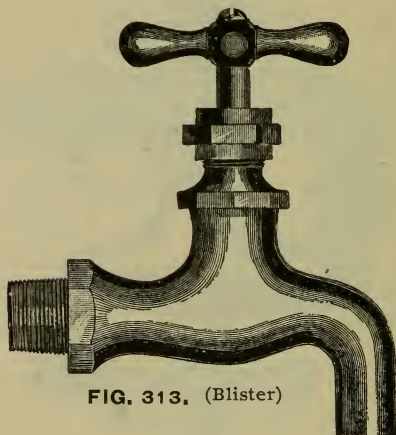


FIG. 313. (Blister)

IRON PIPE.

Size, inch	$\frac{3}{8}$	$\frac{1}{2}$	$\frac{5}{8}$	$\frac{3}{4}$	1
Finished, per doz.	\$15.00	16.00	19.00	24.00	46.00
Nickel Plated, per doz.	\$17.00	18.50	21.50	26.50	49.00
For Hose End add, per doz.	2.00	2.00	2.00	2.00	3.00
Size, inch	$1\frac{1}{4}$	$1\frac{1}{2}$	2		
Finished, per doz.	\$77.00	115.00	225.00		
Nickel Plated, per doz.	\$81.00	123.00	237.00		
For Hose End add, per doz.	4.00	6.00	10.00		

Lead Pipe Bibbs same list as this.

We can furnish any style Compression Bibb or Stop with Stuffing Box as above. For same add to regular list :

Size, inch	$\frac{1}{4}$	$\frac{3}{8}$	$\frac{1}{2}$	$\frac{5}{8}$	$\frac{3}{4}$	1	$1\frac{1}{4}$	$1\frac{1}{2}$	2
Per doz.	\$3.00	3.00	3.00	3.00	4.00	6.00	12.00	15.00	25.00

COMPRESSION PLAIN BIBBS.

FLANGED IRON PIPE, FEMALE.

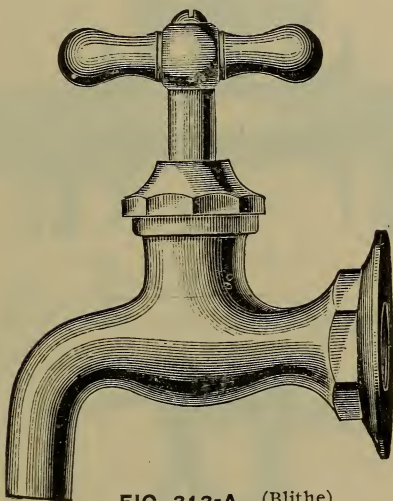


FIG. 313-A. (Blithe)

Size, inch	$\frac{3}{8}$	$\frac{1}{2}$	$\frac{5}{8}$	$\frac{3}{4}$	1
Finished, per doz.	\$15.00	16.00	19.50	25.00	49.00
Nickel Plated, per doz.	17.50	18.50	22.00	27.50	52.00
For Hose End add, per doz.	2.00	2.00	2.00	2.00	3.00
If for Male Iron Pipe add, per doz.	2.00	2.00	2.00	2.00	4.00

For Special Features see pages 148, 150, 155, 156, 162, 178 and 179.

COMPRESSION PLAIN AND HOSE BIBBS.

FLANGED IRON PIPE, MALE.

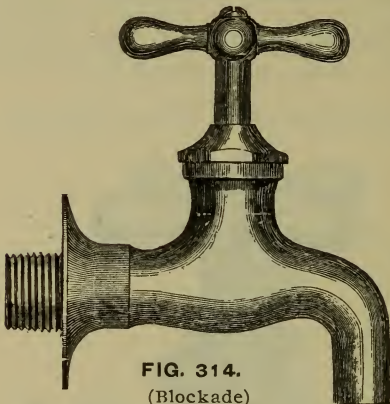


FIG. 314.
(Blockade)

Size, inch.....	$\frac{3}{8}$	$\frac{1}{2}$	$\frac{5}{8}$	$\frac{3}{4}$	1
Finished, per doz.....	\$15.00	16.00	19.50	25.00	49.00
Nickel Plated, per doz.....	17.50	18.50	22.00	27.50	52.00

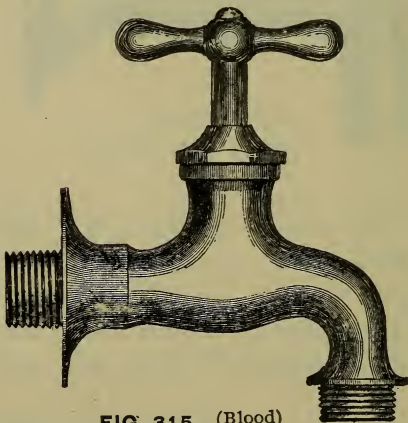


FIG. 315. (Blood)

Size, inch.....	$\frac{3}{8}$	$\frac{1}{2}$	$\frac{5}{8}$	$\frac{3}{4}$	1
Finished, per doz.....	\$17.00	18.00	21.50	27.00	52.00
Nickel Plated, per doz.....	19.50	20.50	24.00	29.50	55.00
For Hexagon on Flange } add, per doz.....	2.00	2.00	2.00	2.00	4.00

COMPRESSION PLAIN AND HOSE BIBBS.
FLANGE AND THIMBLE.




FIG. 316. (Bloody)

Size, inch.....	$\frac{3}{8}$	$\frac{1}{2}$	$\frac{5}{8}$	$\frac{3}{4}$	1
Finished, per doz.....	\$17.00	18.00	22.00	28.00	54.00
Nickel Plated, per doz.....	19.50	20.50	24.50	30.50	57.00

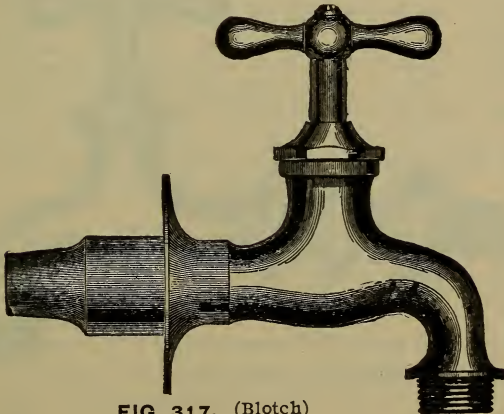


FIG. 317. (Blotch)

Size, inch.....	$\frac{3}{8}$	$\frac{1}{2}$	$\frac{5}{8}$	$\frac{3}{4}$	1
Finished, per doz.....	\$19.00	20.00	24.00	30.00	57.00
Nickel Plated, per doz.....	21.50	22.50	26.50	32.50	60.00

For Special Features see pages 148, 150, 155, 156, 162, 178 and 179.

COMPRESSION PLAIN AND HOSE BIBBS.

FLANGE NUT AND BENT COUPLING.

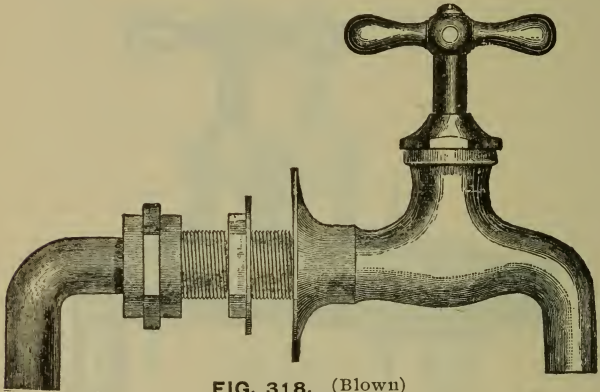


FIG. 318. (Blown)

Size, inch.....	3/8	1/2	5/8	3/4	1
Finished, per doz.....	\$20.00	25.00	34.00	44.00	76.00
Nickel Plated, per doz.....	22.50	27.50	36.50	46.50	79.00

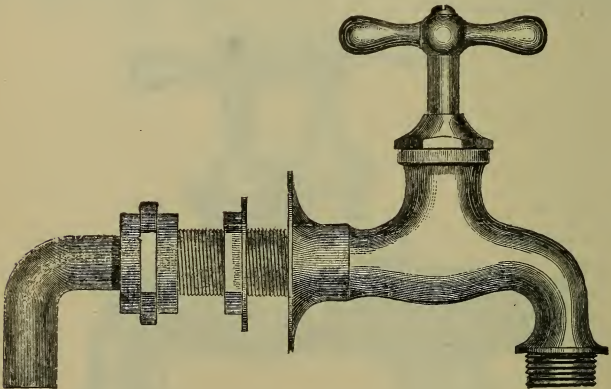


FIG. 319. (Blubber)

Size, inch.....	3/8	1/2	5/8	3/4	1
Finished, per doz.....	\$22.00	27.00	36.00	46.00	79.00
Nickel Plated, per doz.....	24.50	29.50	38.50	48.50	82.00
For Loose Flange and Detachable Shank add, per doz. }	8.50	9.50	11.00	12.00	15.00

For Special Features see pages 148, 150, 155, 156, 162, 178 and 179.

COMPRESSION PLAIN BIBBS.

FOUR ARM CHINA TOP HANDLES "HOT" OR "COLD."
WITH STUFFING BOX.




FIG. 319-A. (Blue)

FLANGE AND THIMBLE.

Size, inch	1/2	5/8	3/4	1
Finished, per doz.	\$35.00	39.00	46.00	76.00
Nickel Plated, per doz.	37.50	41.50	48.50	79.00
With Hose End add, per doz.	2.00	2.00	2.00	3.00
Without Hexagon Front of Flange } deduct, per doz.	2.00	2.00	2.00	4.00
With Long Screwed Thimble and Nut, same as Fig. 327-C, add per doz., list, \$15.00.				

SPECIAL FEATURE.

FOUR ARM CHINA TOP HANDLES "HOT" OR "COLD."

For the above style Handle and Stuffing Box on any Compression Bibb, Stop, Basin Cock, Pantry Cock, etc., etc., to the regular Tee Handle lists add the following :

Size, inch	1/2	5/8	3/4	1
China Handle and Stuffing Box, per doz.	\$15.00	15.00	16.00	18.00
China Handle only, per doz	12.00	12.00	12.00	12.00

For Six Arm see next page.

COMPRESSION PLAIN BIBBS.

SIX ARM CHINA TOP HANDLES "HOT" OR "COLD."
WITH STUFFING BOX.




FIG. 319-B. (Bluff)

FLANGE AND THIMBLE.

Size, inch	$\frac{1}{2}$	$\frac{5}{8}$	$\frac{3}{4}$	1
Finished, per doz.	\$43.00	47.00	54.00	84.00
Nickel Plated, per doz.	45.50	49.50	56.50	87.00
With Hose End add, per doz.	2.00	2.00	2.00	3.00
Without Thimbles deduct, per doz.	2.00	2.50	3.00	5.00

SPECIAL FEATURE.

SIX ARM CHINA TOP HANDLES "HOT" OR "COLD."

For the above style Handle and Stuffing Box on any Compression Bibb, Stop, Basin Cock, Pantry Cock, etc., etc., to the regular Tee Handle lists add the following:

Size, inch	$\frac{1}{2}$	$\frac{5}{8}$	$\frac{3}{4}$	1
China Handle and Stuffing Box, per doz.	\$23.00	23.00	24.00	26.00
China Handle only, per doz.	20.00	20.00	20.00	20.00

For Four Arm see previous page.

COMPRESSION PLAIN BIBBS.

WITH DETACHABLE SHANK AND ADJUSTABLE FLANGE. IRON PIPE, MALE.

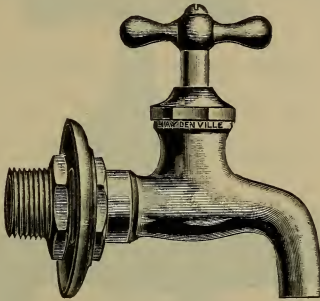


FIG. 319-C. (Blunt)

Size, inch.....	1/2	5/8	3/4	1
Finished, per doz.....	\$26.00	32.00	38.00	64.00
Nickel Plated, per doz.....	28.50	34.50	40.50	67.00
With Hose End add, per doz.....	2.00	2.00	2.00	3.00
With Stuffing Box add, per doz.....	3.00	3.00	4.00	6.00

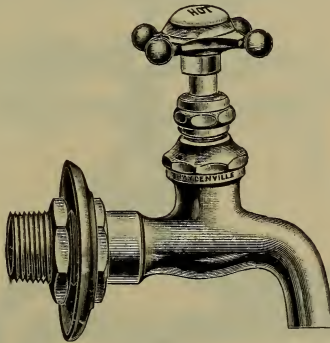


FIG. 319-D. (Bluntly)

FOUR ARM CHINA TOP HANDLE.

Size, inch.....	1/2	5/8	3/4	1
Finished, per doz.....	\$41.00	47.00	54.00	82.00
Nickel Plated, per doz.....	43.50	49.50	56.50	85.00
With Hose End add, per doz.....	2.00	2.00	2.00	3.00
With Six Arm Handle add, per doz...	8.00	8.00	8.00	8.00
For Iron Pipe Female like Fig. 432-D } deduct, per doz.....	2.00	2.00	2.00	2.00

COMPRESSION PLAIN BIBBS.

SCREWED FOR WOOD.

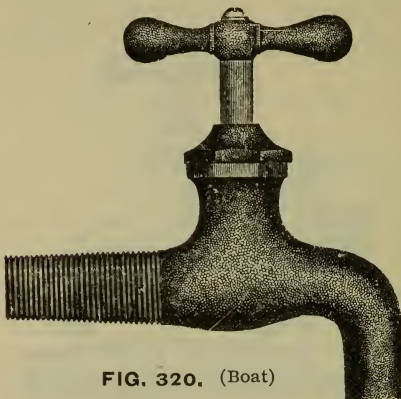


FIG. 320. (Boat)

ROUGH.

Size, inch	$\frac{1}{4}$	$\frac{3}{8}$	$\frac{1}{2}$	$\frac{5}{8}$	$\frac{3}{4}$	1
Rough, per doz.	\$11.50	13.00	14.50	17.50	22.00	43.00

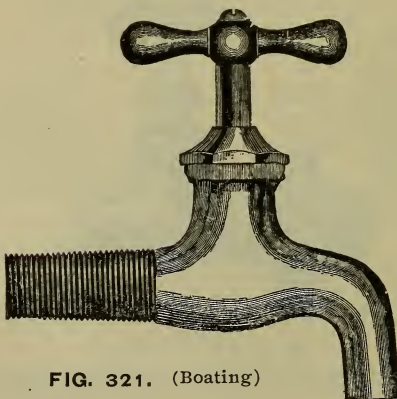


FIG. 321. (Boating)

FINISHED.

Size, inch	$\frac{1}{4}$	$\frac{3}{8}$	$\frac{1}{2}$	$\frac{5}{8}$	$\frac{3}{4}$	1
Finished, per doz.	\$12.00	13.50	15.00	18.50	23.00	47.00
Nickel Plated, per doz.	14.00	15.50	17.50	21.00	25.50	50.00
For Hose End add, per doz.	2.00	2.00	2.00	2.00	3.00

Larger Sizes, prices upon application.

COMPRESSION PLAIN BIBBS.

WITH STUFFING BOX.

"BELGIAN" PATTERN.

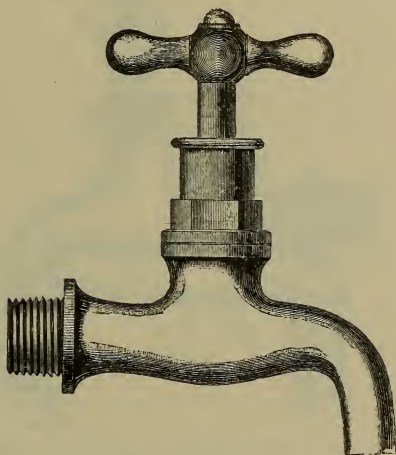


FIG. 322. (Bobbins)

IRON PIPE.

Size, inch.....	$\frac{3}{8}$	$\frac{1}{2}$	$\frac{5}{8}$	$\frac{3}{4}$	1
Finished, per doz.....	\$13.00	14.00	17.00	22.00	36.00
Nickel Plated, per doz.....	15.00	16.50	19.50	24.50	39.00
For Hose End add, per doz...	2.00	2.00	2.00	2.00	3.00

If with China Handles, see page 208.

Lead Pipe same list as above.

COMPRESSION BIBBS.

WITH STUFFING BOX.

“AUSTRIAN” PATTERN.

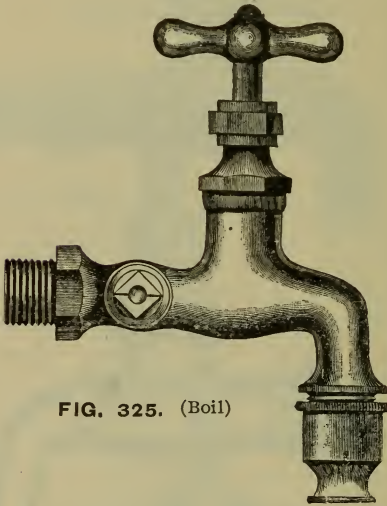


FIG. 325. (Boil)

IRON PIPE, WITH REGULATOR.

Size, inch	$\frac{3}{8}$	$\frac{1}{2}$	$\frac{5}{8}$	$\frac{3}{4}$	1
Finished, per doz	\$36.00	43.00	55.00	72.00	108.00
Nickel Plated, per doz	38.00	45.50	57.50	74.50	111.00
If without Regulator, de- duct, per doz }	10.00	14.00	16.00	20.00	24.00
If without Discharge Thim- ble, deduct, per doz }	4.00	4.00	5.00	5.00	6.00

Lead Pipe, same list as above.

The Discharge Thimble on end of spout prevents water splashing.

COMPRESSION BIBBS.

LOOSE KEY.

“GERMAN” PATTERN.

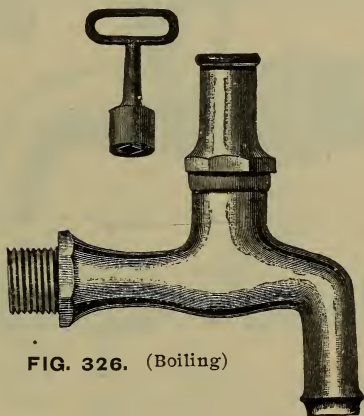


FIG. 326. (Boiling)

IRON PIPE.

Size.....	$\frac{3}{8}$	$\frac{1}{2}$	$\frac{5}{8}$	$\frac{3}{4}$	1
Finished, per doz.....	\$24.00	28.00	37.00	50.00	80.00
Nickel Plated, per doz.....	26.00	30.50	39.50	52.50	83.00
For Regulator add, per doz.....	10.00	14.00	16.00	20.00	24.00
For Discharge Thimble add, per doz.	4.00	4.00	5.00	5.00	6.00

Lead Pipe, same list as above.

COMPRESSION PLAIN BIBBS.

LOOSE KEY.

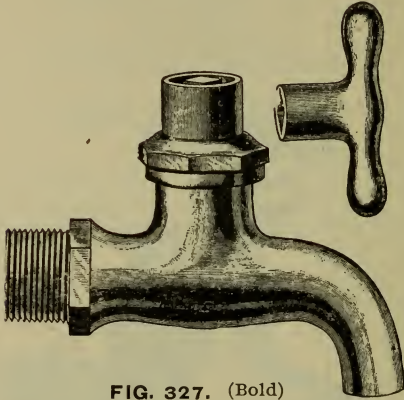


FIG. 327. (Bold)

IRON PIPE.

Size, inch.....	$\frac{3}{8}$	$\frac{1}{2}$	$\frac{5}{8}$	$\frac{3}{4}$	1
Rough, per doz.....	\$16.50	18.50	21.00	26.00	44.00
Finished, per doz.....	17.00	19.00	22.00	27.00	48.00
Nickel Plated, per doz.....	19.00	21.50	24.50	29.50	51.00
For Hose End add, per doz.	2.00	2.00	2.00	2.00	3.00

Lead Pipe same list as above.

SPECIAL FEATURE.

LOOSE KEY COMPRESSION WORK.

For Loose Key Trimming like above, on any style of Compression Bibb, Stop, Lavatory Stop, Cock, etc., etc., to the regular Tee Handle lists add the following :

Size, inch.....	$\frac{3}{8}$	$\frac{1}{2}$	$\frac{5}{8}$	$\frac{3}{4}$	1
Per doz.....	\$5.00	6.00	6.00	7.00	8.00

COMPRESSION SINK BIBBS.

CHINA HANDLES "HOT" OR "COLD."

WITH STUFFING BOX.

"METROPOLITAN" PATTERN.

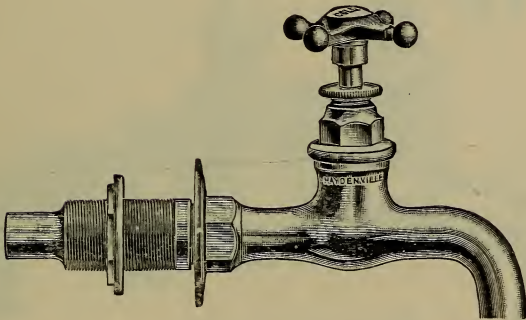


FIG. 327-C. (Bolster)

FLANGE, LONG THIMBLE AND LOCK NUT.

Size, inch.....	$\frac{5}{8}$	$\frac{3}{4}$
Finished, per doz.....	\$59.00	69.00
Nickel Plated, per doz.....	62.00	73.00
With Six Arm Handles add, per doz.....	8.00	8.00
With Hose End add, per doz.....	2.00	2.00
Without Long Thimble and Lock Nut, deduct, per doz.	15.00	15.00
Distance back of Flange to center of discharge, inches	$5\frac{1}{2}$	6

Furnished with bent Tail Piece, if so specified, without additional charge.

These Sink Bibbs are made extra heavy with full water way and are high grade in every respect. They are especially adapted for use on slate, marble and solid porcelain sinks.

COMPRESSION DOUBLE SLOP SINK COCKS.

FOUR ARM CHINA HANDLES "HOT" AND "COLD."
STUFFING BOXES.

Couplings cut Iron Pipe.

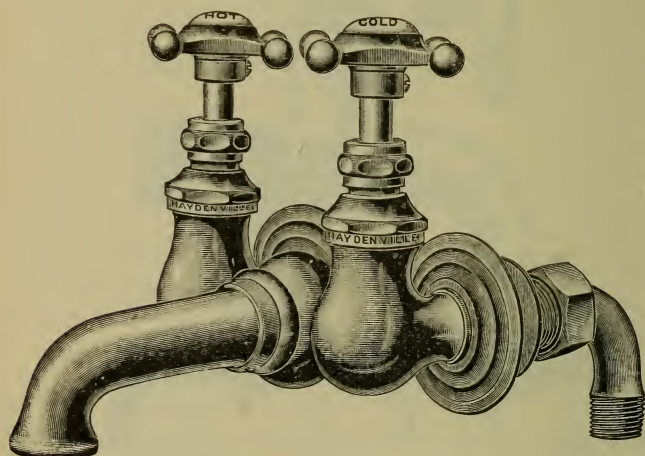


FIG. 327-D. (Bomb)

Size, $\frac{5}{8}$ inch.

Spread, Center to Center, $3\frac{1}{2}$ inches.

Finished or Nickel Plated, each	\$17.00
With Long Spout and Brace, like Fig. 434 add, per Cock . . .	3.00
With Six Arm Handles add, per Cock	1.50
With Lead Pipe Couplings, instead of Iron Pipe Male, as } illustrated, deduct, per Cock	1.25

Spread, Center to Center, $4\frac{1}{2}$ inches.

Finished or Nickel Plated, each	\$20.00
With Long Spout and Brace, like Fig. 434 add, per Cock . . .	3.00
With Six Arm Handles add, per Cock	1.50
With Lead Pipe Couplings, instead of Iron Pipe Male, as } illustrated, deduct, per Cock	1.25

COMPRESSION WASH TRAY BIBBS.

SIDE HANDLE, RIGHT AND LEFT HAND.

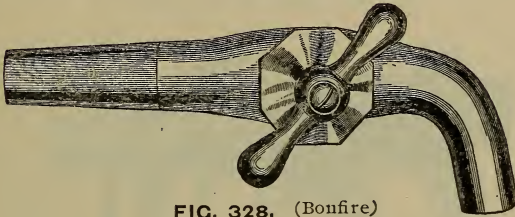


FIG. 328. (Bonfire)

LEAD PIPE.

Size, inch	1/2	5/8	3/4
Finished, per doz	\$16.00	19.00	23.00
Nickel Plated, per doz	18.50	21.50	25.50

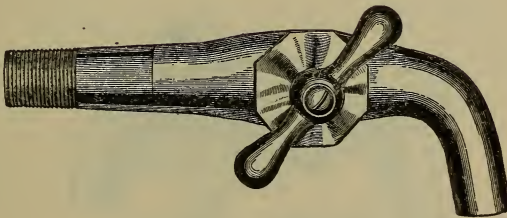


FIG. 329. (Bonnet)

IRON PIPE WITHOUT SHOULDER.

Size, inch	1/2	5/8	3/4
Finished, per doz	\$18.00	22.00	27.00
Nickel Plated, per doz	20.50	24.50	29.50

For Special Features see pages 150, 155, 156, 162, 178 and 179.

COMPRESSION WASH TRAY BIBBS.

SIDE HANDLE, RIGHT AND LEFT HAND.




FIG. 330. (Book)

IRON PIPE.

Size, inch.....	$\frac{3}{8}$	$\frac{1}{2}$	$\frac{5}{8}$	$\frac{3}{4}$
Finished, per doz.....	\$15.00	16.00	19.00	23.00
Nickel Plated, per doz.....	17.50	18.50	21.50	25.50

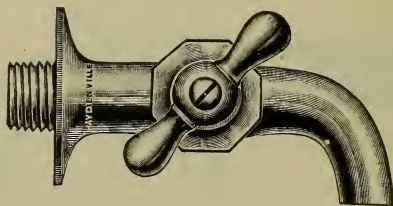


FIG. 330-A. (Bookcase)

FLANGED IRON PIPE MALE.

Size, inch	$\frac{1}{2}$	$\frac{5}{8}$	$\frac{3}{4}$
Finished, per doz.....	\$19.00	22.50	29.00
Nickel Plated, per doz.....	21.50	25.00	31.50
With Hexagon front of Flange add, per doz..	2.00	2.00	2.00

For Special Features see pages 150, 155, 156, 162, 178 and 179.

COMPRESSION WASH TRAY BIBBS.

SIDE HANDLE, RIGHT AND LEFT HAND.

FLANGED IRON PIPE,

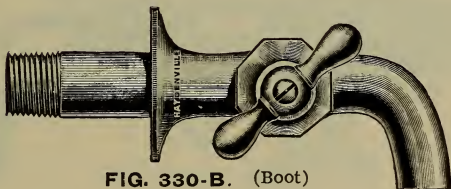


FIG. 330-B. (Boot)

Shank 2 inches long. Threaded on end.

Size, inch	$\frac{1}{2}$	$\frac{5}{8}$	$\frac{3}{4}$
Finished, per doz.....	\$25.00	30.50	39.00
Nickel Plated, per doz.....	27.50	33.00	41.50
Add for Hexagon front of Flange, per doz. ..	2.00	2.00	2.00

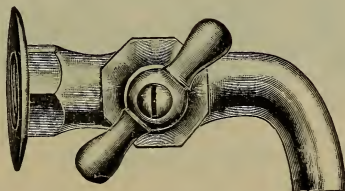


FIG. 330-C. (Booty)

FLANGED IRON PIPE, FEMALE.

Size, inch	$\frac{1}{2}$	$\frac{5}{8}$	$\frac{3}{4}$
Finished, per doz.....	\$19.00	22.50	29.00
Nickel Plated, per doz.....	21.50	25.00	31.50

COMPRESSION WASH TRAY BIBBS.

SIDE HANDLE, RIGHT AND LEFT HAND.

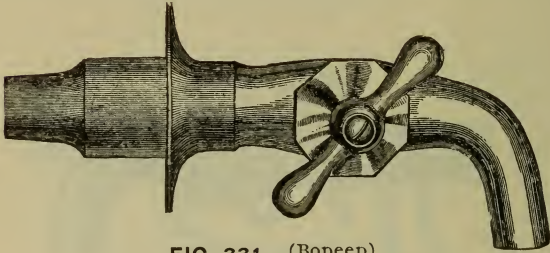


FIG. 331. (Bopeep)

FLANGE AND THIMBLE.

Size, inch.....	1/2	5/8	3/4
Finished, per doz.....	\$21.00	25.00	32.00
Nickel Plated, per doz.....	23.50	27.50	34.50

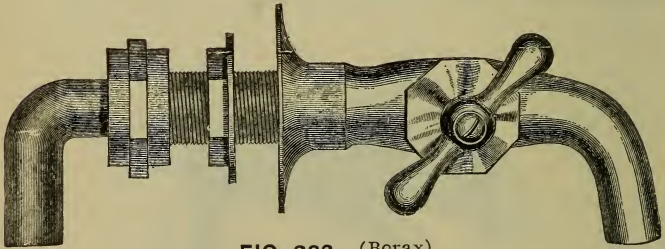


FIG. 332. (Borax)

FLANGE, NUT AND BENT COUPLING.

Size, inch.....	1/2	5/8	3/4
Finished, per doz.....	\$28.00	37.00	48.00
Nickel Plated, per doz.....	30.50	39.50	50.50
Add for Loose Flange and Detachable Shank, per doz.....	9.00	10.00	11.00

For Special Features see pages 150, 155, 156, 162, 178 and 179.

COMPRESSION WASH TRAY BIBBS.

FOUR ARM CHINA TOP HANDLES "HOT" OR "COLD."
WITH STUFFING BOX, FLANGE AND THIMBLE.

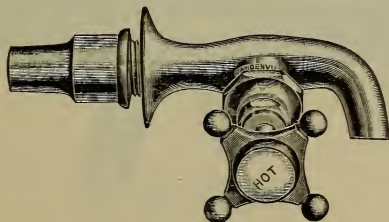


FIG. 332-A. (Bondage)

SIDE ARM PATTERN.

Size, inch.....	1/2	5/8	3/4
Finished, per doz.....	\$36.00	40.00	48.00
Nickel Plated, per doz.....	38.50	42.50	50.50
Without Thimble, deduct, per doz.	2.00	2.50	3.00

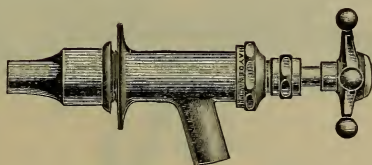


FIG. 332-B. (Border)

STRAIGHT PATTERN.

Size, inch.....	1/2	5/8	3/4
Finished, per doz.....	\$34.00	38.00	46.00
Nickel Plated, per doz.....	36.50	40.50	48.50
With Six Arm China Handle add per doz., list	\$8.00
With Long Screwed Thimble and Nut, same } as Fig. 327-C, add per doz., list	15.00

COMPRESSION WASH TRAY BIBBS.

STRAIGHT PATTERN.

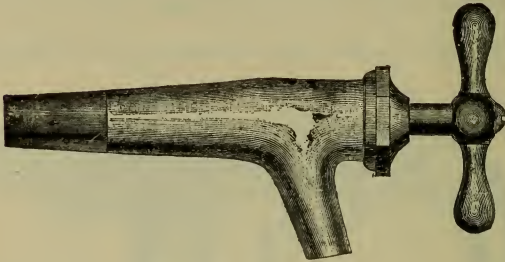


FIG. 333. (Borough)

LEAD PIPE.

Size, inch	1/2	5/8	3/4
Finished, per doz.	\$14.00	17.00	21.00
Nickel Plated, per doz.	16.50	19.50	23.50

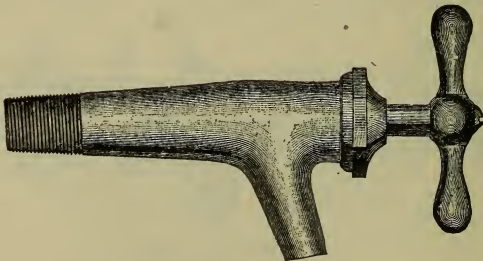


FIG. 334. (Borrow)

IRON PIPE WITHOUT SHOULDER.

Size, inch	1/2	5/8	3/4
Finished, per doz.	\$16.00	20.00	25.00
Nickel plated, per doz.	18.50	22.50	27.50

For Special Features see pages 150, 155, 156, 162, 178 and 179.

COMPRESSION WASH TRAY BIBBS.

STRAIGHT PATTERN.

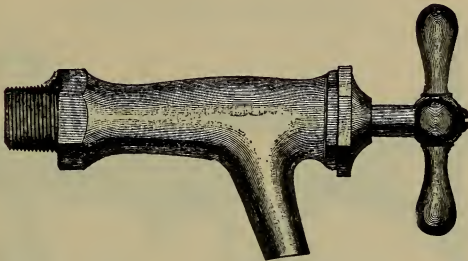


FIG. 335. (Botany)

IRON PIPE.

Size, inch.....	1/2	5/8	3/4
Finished, per doz.....	\$14.00	17.00	21.00
Nickel Plated, per doz.....	16.50	19.50	23.50

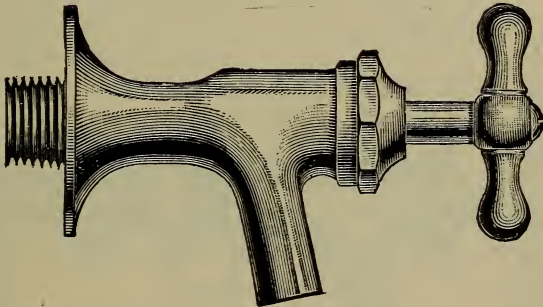


FIG. 335-A. (Botch)

FLANGED IRON PIPE, MALE.

Size, inch.....	1/2	5/8	3/4
Finished, per doz.....	\$17.00	20.50	27.00
Nickel Plated, per doz.....	19.50	23.00	29.50
With Hexagon front of Flange add, per doz..	2.00	2.00	2.00

With Shank 2 inches long see Fig. 335-C.

For Special Features see pages 150, 155, 156, 162, 178 and 179.

COMPRESSION WASH TRAY BIBBS.

STRAIGHT PATTERN.

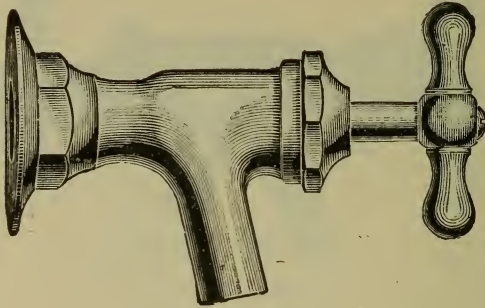


FIG. 335-B. (Bottle)

FLANGED IRON PIPE, FEMALE.

Size, inch.....	1/2	5/8	3/4
Finished, per doz.....	\$17.00	20.50	27.00
Nickel Plated, per doz.....	19.50	23.00	29.50
If for Male Iron Pipe add, per doz.....	2.00	2.00	2.00

FLANGED IRON PIPE, MALE.

SHANK 2 INCHES LONG. THREADED ON END.

Similar to Fig. 330-B.

FIG. 335-C. (Boudoir)

(Not illustrated.)

Size, inch.....	1/2	5/8	3/4
Finished, per doz.....	\$23.00	28.50	37.00
Nickel Plated, per doz.....	25.50	31.00	39.50
For Hexagon front of Flange add, per doz..	2.00	2.00	2.00

For Special Features see pages 150, 155, 156, 162, 178 and 179.

COMPRESSION WASH TRAY BIBBS.

STRAIGHT PATTERN.

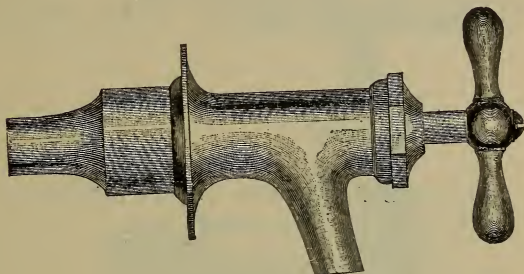


FIG. 336. (Bough)

FLANGE AND THIMBLE.

Size, inch.....	1/2	5/8	3/4
Finished, per doz.....	\$19.00	23.00	30.00
Nickel Plated, per doz.....	21.50	25.50	32.50

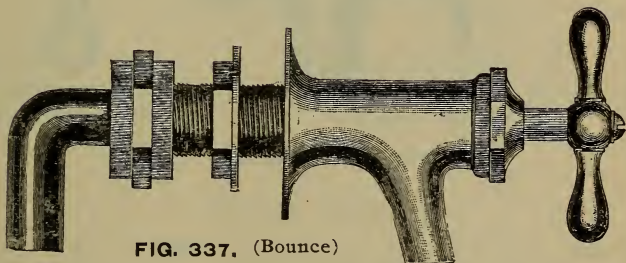


FIG. 337. (Bounce)

FLANGE, NUT AND BENT COUPLING.

Size, inch.....	1/2	5/8	3/4
Finished, per doz.....	\$26.00	35.00	46.00
Nickel Plated, per doz.....	28.50	37.50	48.50
Add for Loose Flange and Detachable Shank, per doz.....	9.00	10.00	11.00

For Special Features see pages 150, 155, 156, 162, 178 and 179.

COMPRESSION WASH TRAY BIBBS.

FLANGE AND THIMBLE.

BOURNE'S PATTERN. SHORT BODY.

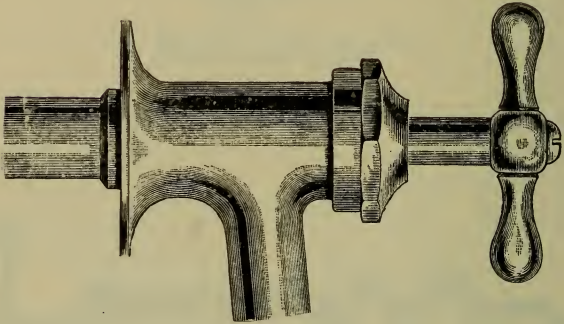


FIG. 338. (Boundary)

Size, inch	$\frac{1}{2}$	$\frac{5}{8}$	$\frac{3}{4}$
Finished, per doz.	\$19.00	23.00	30.00
Nickel Plated, per doz.	21.50	25.50	32.50

We also make this with Shorter Body. Prices on application.

COMPRESSION BATH BIBBS.

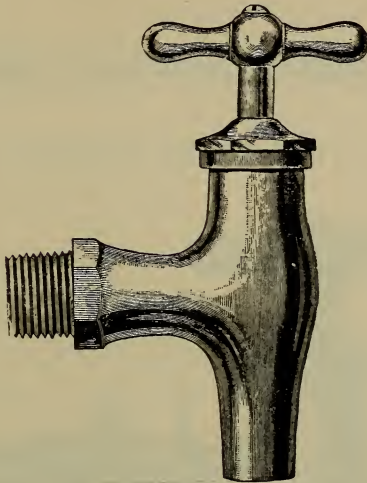


FIG. 340. (Bounteous)

IRON PIPE.

Size, inch	1/2	5/8	3/4	1
Finished, per doz.	\$17.00	21.00	28.00	50.00
Nickel Plated, per doz.	19.50	23.50	30.50	53.00

FIG. 342. (Bountiful)

(Not illustrated)

LEAD PIPE.

Size, inch	1/2	5/8	3/4	1
Finished, per doz.	\$17.00	21.00	28.00	50.00
Nickel Plated, per doz.	19.50	23.50	30.50	53.00

Also made S. O. T.

For Special Features see pages 150, 155, 156, 162, 178 and 179.

COMPRESSION BATH BIBBS.

FLANGE AND THIMBLE.

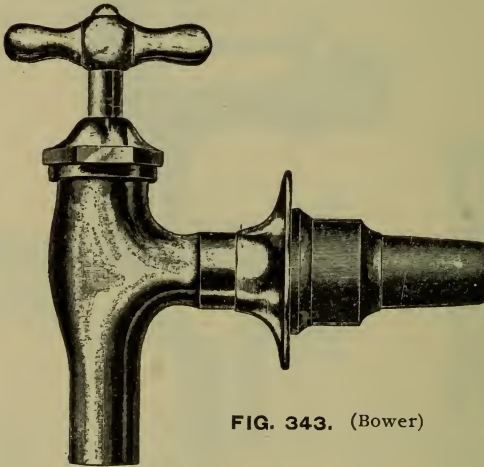


FIG. 343. (Bower)

Size, inch	1/2	5/8	3/4	1
Finished, per doz	\$22.00	27.00	36.00	66.00
Nickel Plated, per doz	24.50	29.50	38.50	69.00

Also made Flanged Iron Pipe, Male or Female.

For Special Features see pages 150, 155, 156, 162, 178 and 179.

COMPRESSION BATH BIBBS.

FLANGE, NUT AND BENT COUPLING.




FIG. 344. (Boulder)

Size, inch	$\frac{1}{2}$	$\frac{5}{8}$	$\frac{3}{4}$	1
Finished, per doz	\$29.00	39.00	52.00	88.00
Nickel Plated, per doz	31.50	41.50	54.50	91.00

For Special Features see pages 150, 155, 156, 162, 178 and 179.

COMPRESSION PLAIN BIBBS.

WITH DETACHABLE SHANK.

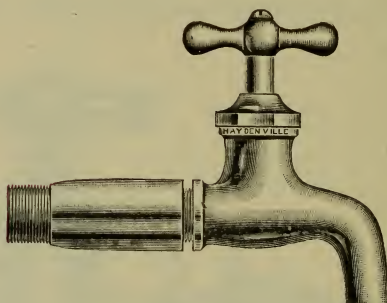


FIG. 345. (Bowman)

IRON PIPE WITHOUT SHOULDER.

Size, inch.....	$\frac{3}{8}$	$\frac{1}{2}$	$\frac{5}{8}$	$\frac{3}{4}$	1
Finished, per doz.....	\$17.00	20.00	25.00	31.00	55.00
Nickel Plated, per doz.....	19.00	22.50	27.50	33.50	58.00
For Hose End add, per doz....	2.00	2.00	2.00	2.00	3.00

SPECIAL FEATURE.

DETACHABLE SHANK COMPRESSION WORK.

For Detachable Shank on any style of Compression Bibb, Lead or Iron Pipe or Flange and Thimble, add the following :

Size, inch.....	$\frac{3}{8}$	$\frac{1}{2}$	$\frac{5}{8}$	$\frac{3}{4}$	1
Per doz.....	\$4.00	5.00	6.00	7.00	9.00

The above also applies to all styles of Self-closing Bibbs.

ADJUSTABLE FLANGES

ON COMPRESSION AND SELF-CLOSING BIBBS.

Same as on Fig. 319-C.

(Lead Pipe, Iron Pipe and Iron Pipe without Shoulder.)

For Loose Adjustable Flanges on all Compression and Self-Closing Bibbs with detachable Shanks, for Lead Pipe, Iron Pipe and Iron Pipe without Shoulder, add the following :

Size, inch.....	$\frac{3}{8}$	$\frac{1}{2}$	$\frac{5}{8}$	$\frac{3}{4}$	1
Per doz.....	\$7.00	8.00	10.00	11.00	15.00

HEXAGON FRONT OF SOLID FLANGES

ON COMPRESSION AND SELF CLOSING BIBBS.

Same as on Fig. 319-A.

For Hexagon front of Solid Flange on any Compression or Self-Closing Flange Bibb without Hexagon, add the following :

Size, inch.....	$\frac{3}{8}$	$\frac{1}{2}$	$\frac{5}{8}$	$\frac{3}{4}$	1
Per doz.....	\$2.00	2.00	2.00	2.00	4.00

COMPRESSION URINAL COCKS.
TEE HANDLE.

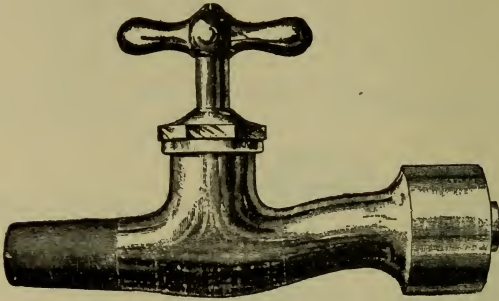


FIG. 346. (Boxer)

LEAD PIPE.

Size, inch.....	3/8	1/2	5/8	3/4
Finished, per doz.....	\$18.00	19.00	22.00	30.00
Nickel Plated, per doz.....	21.00	22.00	25.00	33.00

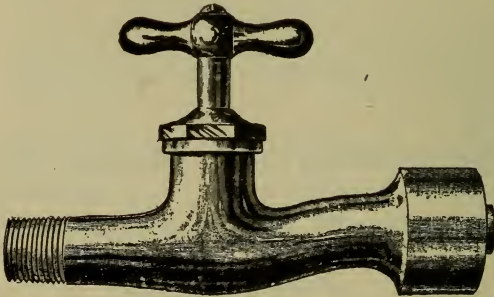


FIG. 347. (Boyal)

IRON PIPE WITHOUT SHOULDER.

Size, inch.....	3/8	1/2	5/8	3/4
Finished, per doz.....	\$18.00	19.00	22.00	30.00
Nickel Plated, per doz.....	21.00	22.00	25.00	33.00

Iron Pipe with Shoulder, or Iron Pipe Female, same list as above.

Fig. 347 can be furnished Iron Pipe with Shoulder or Female, Flanged Iron Pipe Male or Female, and Flange and Thimble.

For Special Features see pages 150, 155, 156 and 162.

COMPRESSION URINAL COCKS.

LOOSE KEY.




FIG. 347-A. (Boycott)

LEAD PIPE.

Size, inch.....	$\frac{3}{8}$	$\frac{1}{2}$	$\frac{5}{8}$	$\frac{3}{4}$
Finished, per doz.....	\$23.00	25.00	28.00	37.00
Nickel Plated, per doz.....	26.00	28.00	31.00	40.00

Iron Pipe, with or without Shoulder or Female, same list as above.

COMPRESSION URINAL COCKS.

ADJUSTABLE FLANGE, NUT AND BENT COUPLING.

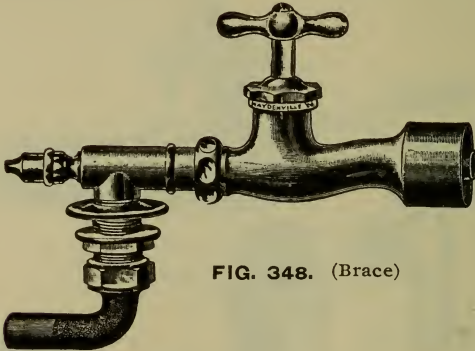


FIG. 348. (Brace)

Size, inch	1/2
Finished, per doz	\$46.00
Nickel Plated, per doz.....	52.00

The bent Tail Piece can be furnished Iron Pipe Male at slight additional cost.

FLANGE AND THIMBLE.

Adjustable Flange (style as above).

FIG. 348-A. (Bracket)

(Not illustrated.)

Size, inch	1/2
Finished, per doz.....	\$40.00
Nickel Plated, per doz.....	46.00

For Special Features see pages 150, 155, 156, and 162.

COMPRESSION URINAL COCKS.

LOOSE KEY.

ADJUSTABLE FLANGE, NUT AND BENT COUPLING.

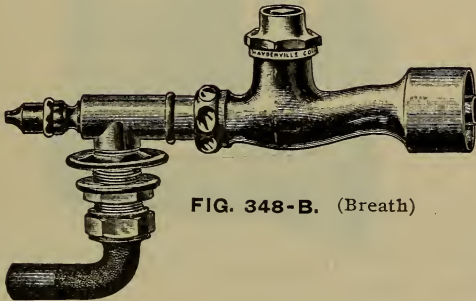


FIG. 348-B. (Breath)

Size, inch	1/2
Finished, per doz.....	\$52.00
Nickel Plated, per doz.....	58.00

The bent Tail Piece can be furnished Iron Pipe Male at slight additional cost.

COMPRESSION SILL COCKS.

LOOSE KEY.

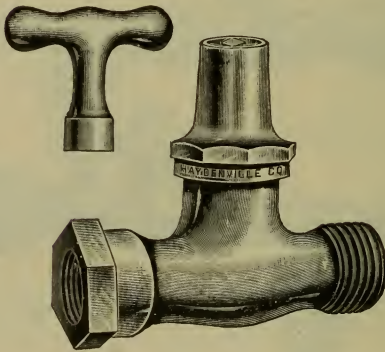


FIG. 349. (Breed)

Size, inch.....	$\frac{1}{2}$	$\frac{3}{4}$	1
Rough Nickel Plated, per doz.....	\$22.00	22.00	42.00
Finished, per doz.....	25.00	25.00	45.00
Nickel Plated, per doz.....	28.00	28.00	48.00
If with Milled Wheel Handle deduct, per doz.....			\$3.00
If with Tee Handle, deduct, per doz.....			6.00

COMPRESSION SILL COCKS.

WITH FLANGE.

MILLED WHEEL HANDLE.

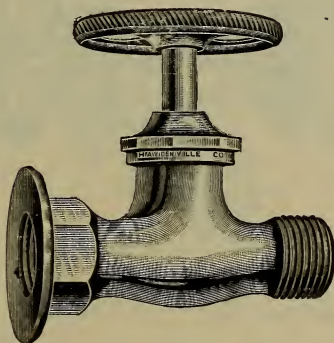


FIG. 350. (Brethren)

Size, inch.....	$\frac{1}{2}$	$\frac{3}{4}$	1
Rough Nickel Plated, per doz.....	\$21.00	21.00	41.00
Finished, per doz.....	24.00	24.00	44.00
Nickel Plated, per doz.....	27.00	27.00	47.00
If with Tee Handle, deduct, per doz.....			\$3.00

LOOSE KEY.

FIG. 350-A. (Brethry)

(Not illustrated.)

Size, inch.....	$\frac{1}{2}$	$\frac{3}{4}$	1
Rough Nickel Plated, per doz.....	\$24.00	24.00	44.00
Finished, per doz.....	27.00	27.00	47.00
Nickel Plated, per doz.....	30.00	30.00	50.00

For Special Features see pages 148 and 150.

COMPRESSION SILL COCKS.

MILLED WHEEL HANDLE.

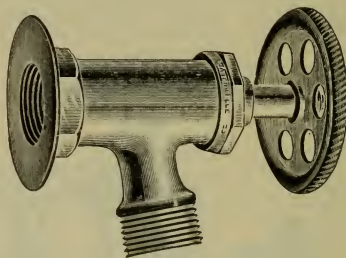


FIG. 351. (Brevet)

Tapped $\frac{1}{2}$ or $\frac{3}{4}$ inch Iron Pipe.

Rough Nickel Plated. Finished. Nickel Plated.

Wheel Handle, per doz.	\$21.00	24.00	27.00
Loose Key, per doz. . . .	24.00	27.00	30.00
Tee Handle, per doz. . . .	18.00	21.00	24.00

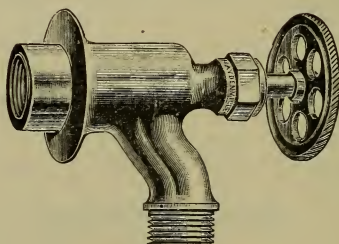


FIG. 351-A. (Brevity)

Tapped $\frac{1}{2}$ or $\frac{3}{4}$ inch Iron Pipe.

Rough Nickel Plated. Finished. Nickel Plated.

Wheel Handle, per doz.	\$25.00	28.00	31.00
Loose Key, per doz. . . .	28.00	31.00	34.00
Tee Handle, per doz. . . .	22.00	25.00	28.00

COMPRESSION SILL COCKS.

MILLED WHEEL HANDLE.

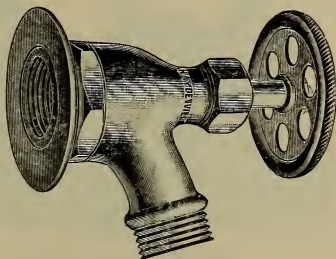


FIG. 352. (Brewer)

Tapped $\frac{1}{2}$ or $\frac{3}{4}$ inch Iron Pipe.

	Rough Nickel Plated.	Finished.	Nickel Plated.
Wheel Handle, per doz.	\$25.00	28.00	31.00
Loose Key, per doz . . .	28.00	31.00	34.00
Tee Handle, per doz. . .	22.00	25.00	28.00




FIG. 352-A. (Briar)

Tapped $\frac{1}{2}$ or $\frac{3}{4}$ inch Iron Pipe.

	Rough Nickel Plated.	Finished.	Nickel Plated.
Wheel Handle, per doz.	\$28.00	31.00	34.00
Loose Key, per doz . . .	31.00	34.00	37.00
Tee Handle, per doz. . .	25.00	28.00	31.00

COMPRESSION SILL COCKS.

MILLED WHEEL HANDLE.

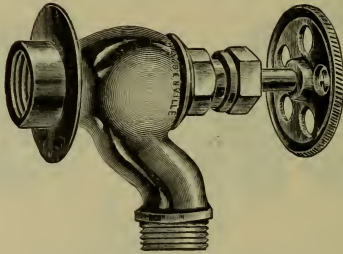


FIG. 352-B. (Bribe)

Size $\frac{3}{4}$ inch.

	Rough Nickel Plated.	Finished.	Nickel Plated.
Wheel Handle, per doz.	\$28.00	31.00	34.00
Loose Key, per doz....	31.00	34.00	37.00
Tee Handle, per doz...	25.00	28.00	31.00

Also made $\frac{1}{2}$ inch size Body, and for prices deduct \$8.00 from above lists.

CAPS FOR COMPRESSION SILL COCKS.

For Caps on Hose Ends of Compression Sill Cocks, add the following:

Size, inch.....	$\frac{1}{2}$	$\frac{3}{4}$	1
Finished, per doz.....	\$5.00	5.00	8.00
Nickel Plated, per doz.....	6.00	6.00	10.00

FOUR ARM BALL HANDLE SILL COCKS.

We can furnish any style Compression Sill Cock with Four Arm Ball Handle at regular Wheel Handle lists.

COMPRESSION STOPS.

LEAD PIPE.




FIG 353. (Bribery)

Size, inch	$\frac{1}{4}$	$\frac{3}{8}$	$\frac{1}{2}$	$\frac{5}{8}$	$\frac{3}{4}$
Rough, per doz	\$11.50	12.50	13.50	16.00	23.00
Size, inch	1	$1\frac{1}{4}$	$1\frac{1}{2}$	2	
Rough, per doz	\$39.00	61.00	104.00	200.00	

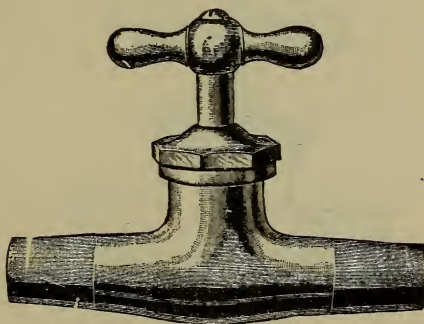


FIG 354. (Brick)

Size, inch	$\frac{1}{4}$	$\frac{3}{8}$	$\frac{1}{2}$	$\frac{5}{8}$	$\frac{3}{4}$
Finished, per doz	\$12.00	13.00	14.00	17.00	24.00
Nickel Plated, per doz . . .	14.00	15.00	16.50	19.50	26.50
Size, inch	1	$1\frac{1}{4}$	$1\frac{1}{2}$	2	
Finished, per doz	\$43.00	69.00	116.00	220.00	
Nickel Plated, per doz	46.00	79.00	136.00	250.00	

For Special Features see pages 150, 155, 156 and 162.

COMPRESSION STOPS.

LEAD AND IRON PIPE.

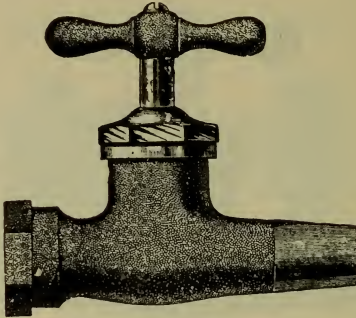


FIG. 355. (Brickbat)

Size, inch.....	1/4	3/8	1/2	5/8	3/4
Rough, per doz.....	\$11.50	12.50	13.50	16.00	23.00
Size, inch.....	1	1 1/4	1 1/2	2	
Rough, per doz.....	\$39.00	61.00	104.00	200.00	

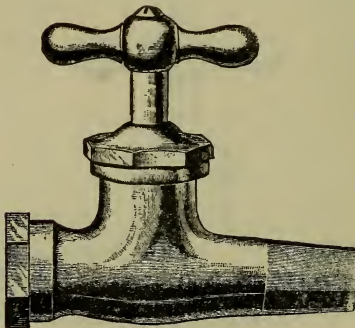


FIG. 356. (Brickdust)

Size, inch.....	1/4	3/8	1/2	5/8	3/4
Finished, per doz.....	\$12.00	13.00	14.00	17.00	24.00
Nickel Plated, per doz...	14.00	15.00	16.50	19.50	26.50
Size, inch.....	1	1 1/4	1 1/2	2	
Finished, per doz.....	\$43.00	69.00	116.00	220.00	
Nickel Plated, per doz.....	46.00	79.00	136.00	250.00	

For Special Features see pages 150, 155, 156 and 162.

COMPRESSION STOPS.

IRON PIPE.




FIG. 357. (Brickless)

Size, inch	$\frac{1}{4}$	$\frac{3}{8}$	$\frac{1}{2}$	$\frac{5}{8}$	$\frac{3}{4}$
Rough, per doz.	\$11.50	12.50	13.50	16.00	23.00
Size, inch	1	$1\frac{1}{4}$	$1\frac{1}{2}$	2	
Rough, per doz.	\$39.00	61.00	104.00	200.00	

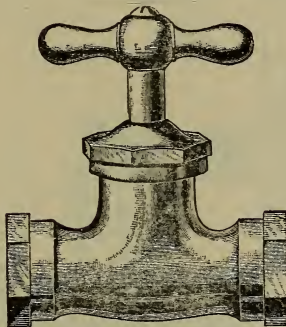


FIG. 358. (Bridal)

Size, inch	$\frac{1}{4}$	$\frac{3}{8}$	$\frac{1}{2}$	$\frac{5}{8}$	$\frac{3}{4}$
Finished, per doz.	\$12.00	13.00	14.00	17.00	24.00
Nickel Plated, per doz.	14.00	15.00	16.50	19.50	26.50
Size, inch	1	$1\frac{1}{4}$	$1\frac{1}{2}$	2	
Finished, per doz.	\$43.00	69.00	116.00	220.00	
Nickel Plated, per doz.	46.00	79.00	136.00	250.00	

Iron Pipe Male, with Shoulder, same list as above.

For Special Features see pages 150, 155, 156 and 162.

ANGLE COMPRESSION STOPS.

IRON PIPE.

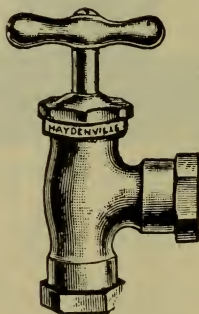


FIG. 358-A. (Bridecake)

Size, inch	$\frac{3}{8}$	$\frac{1}{2}$	$\frac{5}{8}$	$\frac{3}{4}$
Rough, per doz.	\$12.50	13.50	16.00	23.00
Finished, per doz.	13.00	14.00	17.00	24.00
Nickel Plated, per doz.	15.00	16.50	19.50	26.50
For Stuffing Box add, per doz.	3.00	3.00	3.00	4.00
Size, inch.	1	$1\frac{1}{4}$	$1\frac{1}{2}$	2
Rough, per doz.	\$39.00	61.00	104.00	200.00
Finished, per doz.	43.00	69.00	116.00	220.00
Nickel Plated, per doz.	46.00	79.00	136.00	250.00
For Stuffing Box add, per doz.	6.00	12.00	15.00	25.00

Lead Pipe and Lead and Iron Pipe, same list as above.

COMPRESSION STOPS.

LOOSE KEY.




FIG. 358-B. (Bridge)

LEAD PIPE.

Size, inch.....	1/2	5/8	3/4	1
Rough, per doz.....	\$19.50	22.00	30.00	47.00
Finished, per doz.....	20.00	23.00	31.00	51.00
Nickel Plated, per doz.....	22.50	25.50	33.50	54.00




FIG. 358-C. (Brigade)

IRON PIPE.

Size, inch.....	1/2	5/8	3/4	1
Rough, per doz.....	\$19.50	22.00	30.00	47.00
Finished, per doz.....	20.00	23.00	31.00	51.00
Nickel Plated, per doz.....	22.50	25.50	33.50	54.00
For Waste and Stuffing Box add, } per doz.....	5.00	6.00	8.00	13.00

COMPRESSION STOPS.

WITH STUFFING BOX.




FIG. 361. (Bright)

LEAD PIPE.

Size, inch	$\frac{3}{8}$	$\frac{1}{2}$	$\frac{5}{8}$	$\frac{3}{4}$	1	$1\frac{1}{4}$	$1\frac{1}{2}$
Rough, per doz.	\$15.50	16.50	19.00	27.00	45.00	73.00	119.00
Finished, per doz.	16.00	17.00	20.00	28.00	49.00	81.00	131.00
Nickel Plated, per doz.	18.00	19.50	22.50	30.50	52.00	91.00	151.00

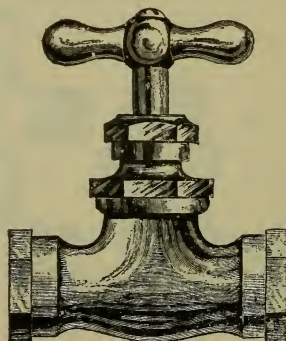


FIG. 362. (Brightly)

IRON PIPE.

Size, inch	$\frac{3}{8}$	$\frac{1}{2}$	$\frac{5}{8}$	$\frac{3}{4}$	1	$1\frac{1}{4}$	$1\frac{1}{2}$
Rough, per doz.	\$15.50	16.50	19.00	27.00	45.00	73.00	119.00
Finished, per doz.	16.00	17.00	20.00	28.00	49.00	81.00	131.00
Nickel Plated, per doz.	18.00	19.50	22.50	30.50	52.00	91.00	151.00

Lead and Iron Pipe, same list as above.

Larger Sizes, prices upon application.

COMPRESSION STOPS AND WASTES.
WITH STUFFING BOX AND WASTE TUBE.




FIG. 363. (Brilliant)

LEAD PIPE.

Size, inch	$\frac{3}{8}$	$\frac{1}{2}$	$\frac{5}{8}$	$\frac{3}{4}$	1	$1\frac{1}{4}$	$1\frac{1}{2}$
Rough, per doz.	\$17.50	18.50	22.00	31.00	52.00	98.00	153.00
Finished, per doz.	18.00	19.00	23.00	32.00	56.00	106.00	165.00
Nickel Plated, per doz.	20.00	21.50	25.50	34.50	59.00	116.00	185.00




FIG. 364. (Brim)

IRON PIPE.

Size, inch	$\frac{3}{8}$	$\frac{1}{2}$	$\frac{5}{8}$	$\frac{3}{4}$	1	$1\frac{1}{4}$	$1\frac{1}{2}$
Rough, per doz.	\$17.50	18.50	22.00	31.00	52.00	98.00	153.00
Finished, per doz.	18.00	19.00	23.00	32.00	56.00	106.00	165.00
Nickel Plated, per doz.	20.00	21.50	25.50	34.50	59.00	116.00	185.00

Lead and Iron Pipe same list as above.

Larger Sizes, prices upon application.

COMPRESSION STOPS.

WITH COUPLINGS AND STUFFING BOX.




FIG. 367. (Brine)

COUPLING ON ONE END.

Size, inch	$\frac{3}{8}$	$\frac{1}{2}$	$\frac{5}{8}$	$\frac{3}{4}$	1
Rough, per doz	\$19.50	22.50	27.00	38.00	60.00
Finished, per doz	20.00	23.00	28.00	39.00	64.00
Nickel Plated, per doz.	23.00	26.00	32.00	44.00	70.00

Iron Pipe one end Male or Female, with Coupling other end same list as above.

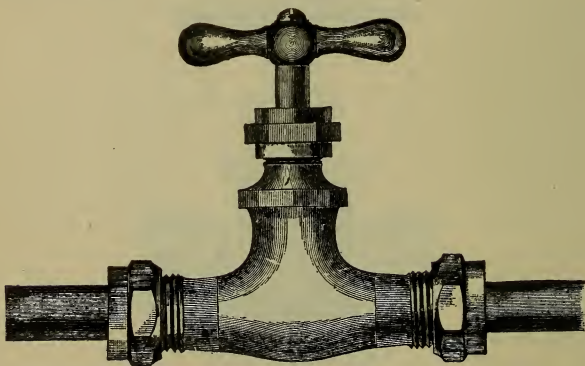


FIG. 368. (Brink)

COUPLING ON BOTH ENDS.

Size, inch	$\frac{3}{8}$	$\frac{1}{2}$	$\frac{5}{8}$	$\frac{3}{4}$	1
Rough, per doz	\$23.50	28.50	35.00	49.00	75.00
Finished, per doz	24.00	29.00	36.00	50.00	79.00
Nickel Plated, per doz.	27.00	32.00	40.00	55.00	87.00

Can be furnished with Waste or with Ground Face Couplings.

COMPRESSION LAVATORY STOPS.

WHEEL HANDLE, STUFFING BOX, IRON PIPE.

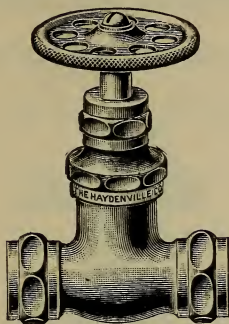


FIG. 368-A. (Bristle)

STRAIGHT PATTERN.

Size, inch.....	$\frac{3}{8}$	$\frac{1}{2}$	$\frac{5}{8}$	$\frac{3}{4}$
Finished, per doz.....	\$19.00	20.00	23.00	31.00
Nickel Plated, per doz.....	21.00	22.50	25.50	33.50

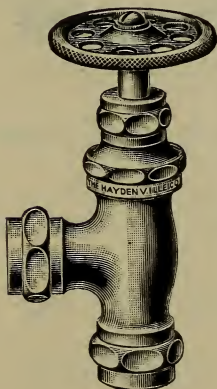


FIG. 368-B. (Brittle)

ANGLE PATTERN.

Size, inch.....	$\frac{3}{8}$	$\frac{1}{2}$	$\frac{5}{8}$	$\frac{3}{4}$
Finished, per doz.....	\$19.00	20.00	23.00	31.00
Nickel Plated, per doz.....	21.00	22.50	25.50	33.50

With Four Arm Handle instead of Wheel } Handle, deduct, per doz	1.00	1.00	1.00	1.00
--	------	------	------	------

COMPRESSION LAVATORY STOPS.

FOUR ARM CHINA HANDLE, "HOT" OR "COLD,"
STUFFING BOX, IRON PIPE.

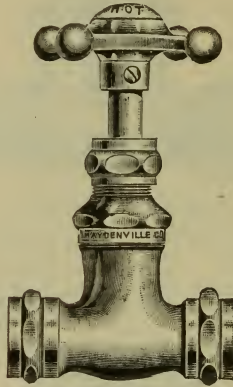


FIG. 368-C. (Broach)

STRAIGHT PATTERN.

Size, inch	$\frac{3}{8}$	$\frac{1}{2}$	$\frac{5}{8}$	$\frac{3}{4}$
Nickel Plated, per doz.	\$30.00	31.50	34.50	42.50

ANGLE PATTERN.

(Not Illustrated.)

FIG. 368-D. (Broad)

Size, inch	$\frac{3}{8}$	$\frac{1}{2}$	$\frac{5}{8}$	$\frac{3}{4}$
Nickel Plated, per doz.	\$30.00	31.50	34.50	42.50
With Six Arm China Handle add, per doz.	8.00	8.00	8.00	8.00

If wanted with Slip Joint one end, add \$3.00 doz., list.

COMPRESSION LAVATORY STOPS.

LOOSE KEY, IRON PIPE.

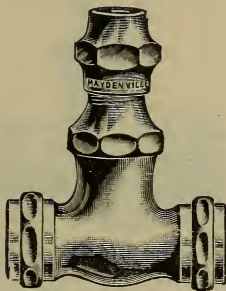


FIG. 369. (Brocade)

STRAIGHT PATTERN.

Size, inch	$\frac{3}{8}$	$\frac{1}{2}$	$\frac{5}{8}$	$\frac{3}{4}$
Finished, per doz	\$19.00	20.00	23.00	31.00
Nickel Plated, per doz	21.00	22.50	25.50	33.50

ANGLE PATTERN.

(Not Illustrated.)

FIG. 369-A. (Brogan)

Size, inch	$\frac{3}{8}$	$\frac{1}{2}$	$\frac{5}{8}$	$\frac{3}{4}$
Finished, per doz	\$19.00	20.00	23.00	31.00
Nickel Plated, per doz	21.00	22.50	25.50	33.50

Price includes one Key for each Stop.

If wanted with Slip Joint one end add \$3.00 dozen, list.

COMPRESSION SLIP JOINT LAVATORY STOPS.

TEE HANDLE, ONE END IRON PIPE.

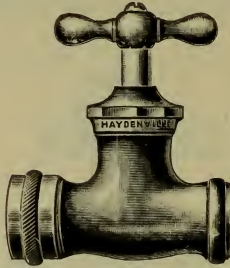


FIG. 369-B. (Brogue)

STRAIGHT PATTERN.

Size, inch.....	$\frac{3}{8}$	$\frac{1}{2}$	$\frac{5}{8}$	$\frac{3}{4}$
Finished, per doz.....	\$16.00	17.00	20.00	27.00
Nickel Plated, per doz.....	18.00	19.50	22.50	29.50

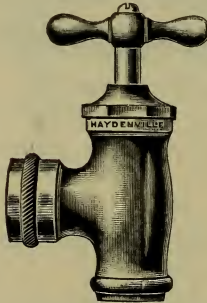


FIG. 369-C. (Broil)

ANGLE PATTERN.

Size, inch.....	$\frac{3}{8}$	$\frac{1}{2}$	$\frac{5}{8}$	$\frac{3}{4}$
Finished, per doz.....	\$16.00	17.00	20.00	27.00
Nickel Plated, per doz.....	18.00	19.50	22.50	29.50
With Four Arm Handle add, } per doz.	2.00	2.00	2.00	2.00
With Stuffing Box add, per doz..	3.00	3.00	3.00	4.00
With Wheel Handle add, per doz.	3.00	3.00	3.00	3.00

IMPORTANT: In ordering always give exact diameter of opening in Slip Joint Nut, which should be $\frac{1}{16}$ inch larger than outside diameter of pipe or tubing.

COMPRESSION SLIP JOINT LAVATORY STOPS.

WHEEL HANDLE, ONE END IRON PIPE.

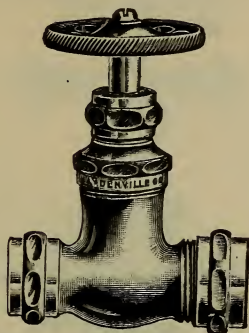


FIG. 369-D. (Broiler)

STRAIGHT PATTERN.

Size, inch.....	$\frac{3}{8}$	$\frac{1}{2}$	$\frac{5}{8}$	$\frac{3}{4}$
Finished, per doz.....	\$22.00	23.00	26.00	34.00
Nickel Plated, per doz.....	24.00	25.50	28.50	36.50



FIG. 369-E. (Broker)

ANGLE PATTERN.

Size, inch.....	$\frac{3}{8}$	$\frac{1}{2}$	$\frac{5}{8}$	$\frac{3}{4}$
Finished, per doz.....	\$22.00	23.00	26.00	34.00
Nickel Plated, per doz.....	24.00	25.50	28.50	36.50
With Four Arm Handle, instead of } Wheel Handle deduct, per doz. }	1.00	1.00	1.00	1.00

For size of hole in Slip Joint Nut see bottom page 200.

LAVATORY VALVES.

WHEEL HANDLE, REMOVABLE JENKINS' DISC,
IRON PIPE.

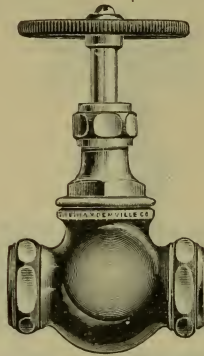


FIG. 370. (Bromide)

STRAIGHT PATTERN.

Size, inch.....	$\frac{3}{8}$	$\frac{1}{2}$	$\frac{3}{4}$	1	$1\frac{1}{4}$	$1\frac{1}{2}$
Nickel Plated, each ...	\$2.40	2.65	3.20	4.00	5.60	7.65



FIG. 370-A. (Bronze).

ANGLE PATTERN.

Size, inch.....	$\frac{3}{8}$	$\frac{1}{2}$	$\frac{3}{4}$	1	$1\frac{1}{4}$	$1\frac{1}{2}$
Nickel Plated, each ...	\$2.40	2.65	3.20	4.00	5.60	7.65

Larger sizes, prices upon application. Can also be furnished with Dished Wheel Handle. These valves are Finished and Nickel Plated all over.

COMPRESSION SHOWER STOPS.

TEE HANDLE.




FIG. 370-B. (Brooch)

IRON PIPE, ROUGH BODY.

FINISHED FLANGE AND TRIMMINGS.

Size, inch.....	$\frac{3}{8}$	$\frac{1}{2}$	$\frac{5}{8}$	$\frac{3}{4}$	1
Per doz.....	\$22.50	25.00	30.00	39.00	63.00

NICKEL PLATED FLANGE AND TRIMMINGS.

Size, inch.....	$\frac{3}{8}$	$\frac{1}{2}$	$\frac{5}{8}$	$\frac{3}{4}$	1
Per doz.....	\$24.50	27.50	32.50	41.50	66.00

Lead Pipe or Lead and Iron Pipe same lists as above.

WITH CHINA TOP HANDLES.

Four Arm, add per doz.....	\$12.00
Six Arm, add per doz.....	20.00

Handles marked "Shower," "Shampoo," "Hot" or "Cold."

If with Stuffing Box, see page 150.

ANGLE COMPRESSION HOPPER COCKS.

ROUGH BODY.

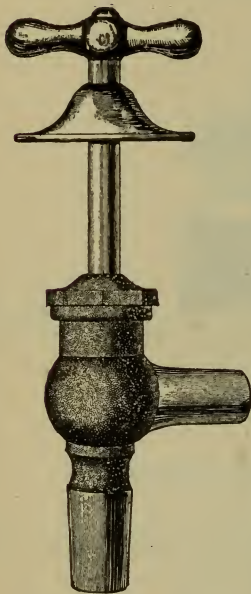


FIG. 371. (Broth)

LEAD PIPE.

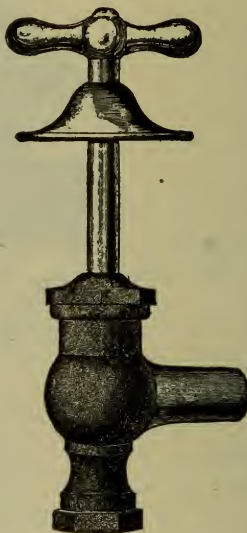


FIG. 373. (Brough)

LEAD AND IRON PIPE.

Size, inch.....	$\frac{1}{2}$	$\frac{3}{8}$	$\frac{3}{4}$
Finished Flange and Handle, per doz.....	\$18.50	23.00	29.00
Nickel Plated Flange and Handle, per doz..	21.00	25.50	31.50
For Stuffing Box add, per doz.....	3.00	3.00	4.00
For Coupling on one End add, per doz.....	5.00	6.00	8.00
For Couplings on both Ends add, per doz...	10.00	12.00	16.00

Iron Pipe Male or Female or S. O. T. same lists as above.

STRAIGHT COMPRESSION HOPPER COCKS.

ROUGH BODY.




FIG. 374. (Brought.)




FIG. 374-A. (Brown)

Fig. 374.

Size, inch.....	1/2	5/8	3/4
Finished Flange and Handle, per doz.	\$18.50	23.00	29.00
Nickel Plated Flange and Handle, per doz....	21.00	25.50	31.50
For Stuffing Box add, per doz.....	3.00	3.00	4.00

Fig. 374-A. Coupling one end.

Size, inch.....	1/2	5/8	3/4
Finished Flange and Handle, per doz.....	\$23.50	29.00	37.00
Nickel Plated Flange and Handle, per doz....	26.00	31.50	39.50
For Coupling on other end add, per doz.	5.00	6.00	8.00
For Stuffing Box add, per doz.....	3.00	3.00	4.00

Figs. 374, 374-A, Iron Pipe, Male or Female or S. O. T., same lists as above.

COMPRESSION HYDRANT COCKS.

TEE HANDLE, STUFFING BOX.

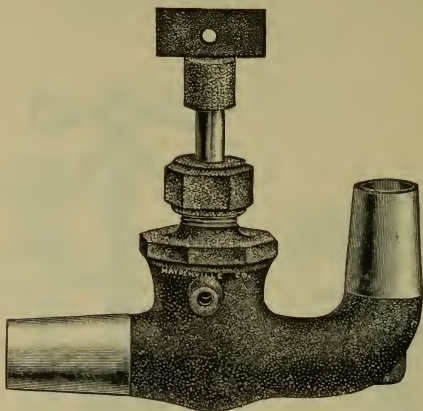


FIG. 377. (Brownie)

LEAD PIPE.

Size, inch	$\frac{1}{2}$	$\frac{5}{8}$	$\frac{3}{4}$	1
Rough, per doz	\$19.00	24.00	31.00	50.00

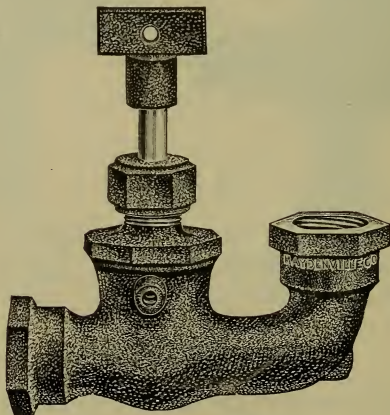


FIG. 379. (Browse)

IRON PIPE.

Size, inch	$\frac{1}{2}$	$\frac{5}{8}$	$\frac{3}{4}$	1
Rough, per doz	\$19.00	24.00	31.00	50.00

Lead and Iron Pipe, same list as above.

If with Socket Head, same list as above.

COMPRESSION HYDRANT COCKS.

"PENNSYLVANIA" PATTERN.

COUPLING ON WASTE.

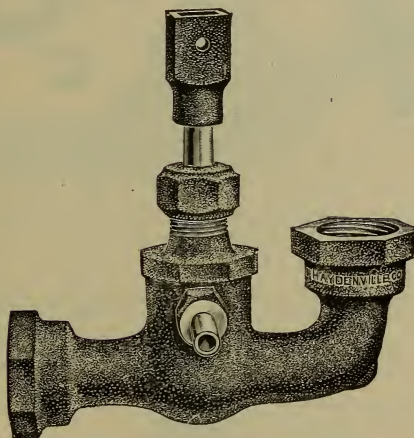


FIG. 379-A. (Browsy)

IRON PIPE.


Size, inch.....	$\frac{1}{2}$	$\frac{3}{8}$	$\frac{3}{4}$	1
Rough, per doz.....	\$21.00	26.00	33.00	52.00

Lead Pipe and Lead and Iron Pipe, same list as above.


If with Tee Handle, same list as above.

CHINA TOP HANDLES FOR COMPRES- SION WORK.

Finest White China, Complete with Set Screws (See Fig. 285-A).



(Brox)



(Broxy)

Nickel Plated Four Arm Handle. Nickel Plated Six Arm Handle.

For above style Handles "Hot" or "Cold" on Compression Bibbs, Stops, Basin Cocks, Pantry Cocks, etc., etc., see Figs. 258 and 263-B. To the regular Tee Handle lists add:

Four Arm, per doz.	\$12.00
Six Arm, per doz.	20.00

For above style Handles "Hot" and "Cold" on Compression Double Bath Cocks, Double Basin, Shampoo and Pantry Cocks, etc., etc., with regular Cross Handles and listed "Each," to the regular list, add:

For Four Arm (two handles), each cock	\$2.00
For Six Arm (two handles), each cock	3.35

MILLED WHEEL HANDLES FOR COM- PRESSION WORK.



(Broyal)

For Milled Wheel Handles like the above on any style Compression Bibb, Stop, Lavatory Stop, etc., to the regular Tee Handle Lists, all sizes, add:

Per doz.	\$3.00
------------------	--------

COMPRESSION HYDRANT COCKS.

“WESTERN” PATTERN.




FIG. 380. (Brunette)

LEAD PIPE.

Size, inch.	1/2	5/8	3/4	1	1 1/4	1 1/2	2
Rough, per doz.	\$23.00	25.00	32.00	52.00	88.00	120.00	200.00




FIG. 382. (Brunt)

IRON PIPE.

Size, inch.	1/2	5/8	3/4	1	1 1/4	1 1/2	2
Rough, per doz.	\$23.00	25.00	32.00	52.00	88.00	120.00	200.00

Lead and Iron Pipe, same list as above.

ANGLE COMPRESSION HYDRANT COCKS

"WESTERN" PATTERN.




FIG. 384. (Brush)

IRON PIPE.

Size, inch	1/2	5/8	3/4	1	1 1/4	1 1/2	2
Rough, per doz.	\$23.00	25.00	32.00	52.00	88.00	120.00	200.00

Lead Pipe and Lead and Iron Pipe, same list as above.

COMPRESSION BALL COCKS.




FIG. 389. (Brute)

IRON PIPE WITH SHOULDER.

Size, inch	3/8	1/2	5/8	3/4	1
Rough, per doz	\$12.00	15.00	20.00	25.00	40.00

Lead Pipe or Iron Pipe without shoulder, same list.

For lists on Balls and Rods, see page 215.

IMPROVED BALL COCKS.

WITH RODS.




FIG. 392. (Bucket)

LEAD PIPE.

Size, inch	$\frac{3}{8}$	$\frac{1}{2}$	$\frac{5}{8}$	$\frac{3}{4}$	1	$1\frac{1}{4}$
Rough, per doz..	\$13.00	14.00	16.00	24.00	36.00	60.00
Size, inch	$1\frac{1}{2}$	2	$2\frac{1}{2}$	3	$3\frac{1}{2}$	4
Rough, per doz..	\$90.00	170.00	350.00	400.00	750.00	900.00




FIG. 393. (Buckle)

IRON PIPE.

Size, inch	$\frac{3}{8}$	$\frac{1}{2}$	$\frac{5}{8}$	$\frac{3}{4}$	1	$1\frac{1}{4}$
Rough, per doz .	\$13.00	14.00	16.00	24.00	36.00	60.00
Size, inch	$1\frac{1}{2}$	2	$2\frac{1}{2}$	3	$3\frac{1}{2}$	4
Rough, per doz .	\$90.00	170.00	350.00	400.00	750.00	900.00

IRON PIPE WITHOUT SHOULDER.

FIG. 393-A. (Buddy)

(Not Illustrated.)

Size, inch	$\frac{3}{8}$	$\frac{1}{2}$	$\frac{5}{8}$	$\frac{3}{4}$	1	$1\frac{1}{4}$
Rough, per doz.	\$14.00	16.00	19.00	28.00	42.00	68.00
Size, inch	$1\frac{1}{2}$	2	$2\frac{1}{2}$	3	$3\frac{1}{2}$	4
Rough, per doz.	\$100.00	190.00	390.00	450.00	830.00	1000.00

For Female Iron Pipe, same list as Fig. 393.

For lists on Balls and Rods, see page 215.

IMPROVED BALL COCKS.

WITH RODS.

FLANGE, NUT AND BENT COUPLING.




FIG. 394. (Budge)

Size, inch	$\frac{1}{2}$	$\frac{5}{8}$	$\frac{3}{4}$
Rough, per doz	\$26.00	34.00	48.00

WITH LUGS AND BENT COUPLING.




FIG. 394-A. (Budget)

Size, inch	$\frac{1}{2}$	$\frac{5}{8}$	$\frac{3}{4}$
Rough, per doz	\$24.00	32.00	46.00

Extra charge for Ball Cocks fitted for Iron Pipe connections.

For lists on Balls and Rods, see page 215.

IMPROVED BALL COCKS.

WITH RODS.

SILENT FLOW. BOTTOM SUPPLY.




FIG. 394-B. (Buffal)
LEAD PIPE.




FIG. 394-C. (Buffer)
IRON PIPE.
Finished Coupling, Female.

Size, inch	1/2
Fig. 394-B, Rough Body, per doz.....	\$28.00
With Rough Coupling, Iron Pipe Male, per doz	33.00
With Rough Coupling, Iron Pipe Female, per doz.....	34.00
Fig. 394-C, Rough Body, Finished Coupling, Female, per doz.	35.00
With Male Thread, per doz.....	34.00

For lists on Balls and Rods, see page 215.

IMPROVED BALL COCKS.

WITH RODS.

TOP SUPPLY, LEAD PIPE, CAP ON END, WITH LUGS.




FIG. 394-D. (Buffett)

Size, inch	$\frac{1}{2}$
Per doz.....	\$19.00

“FULLER” BALL COCKS.

WITH RODS.

TOP SUPPLY, FOR IRON PIPE.



FIG. 394-E. (Buffoon)

	With Balls.			Without Balls.	
Size, inch	$\frac{1}{2}$	$\frac{5}{8}$	$\frac{3}{4}$	1
Per doz	\$32.00	38.00	56.00	68.00

Larger Sizes, prices upon application.

If for Lead Pipe, same list as above.

For lists on Balls and Rods, see page 215.

GLOBE BALL COCKS.

WITH RODS.

INLET AND OUTLET FOR IRON PIPE.




FIG. 394-F. (Buggy)

Size, inch.....	1	1¼	1½	2	2½	3
Rough, each.....	\$3.00	5.00	7.50	14.00	28.00	33.00

COPPER BALLS AND RODS.

FOR BALL COCKS.



BALL, FIG. 394-G. (Bugle)

ROD, FIG. 394-H. (Bukel)

Size, inch	5	6	7	8	10	12	15	18
Balls only, } per doz... }	\$8.00	12.00	20.00	32.00	66.00	100.00	260.00	480.00
Rods only, } per doz .. }	2.10	2.20	3.90	4.20	9.20	10.40		

LENGTH OF RODS.

For ¾ inch to 1 inch cocks, 9 inches.

For 1 inch and upward, 14 inches.

THE "HAYDENVILLE" PATTERN SELF-CLOSING WORK.

PATENTED

April 10, 1900.

We take particular pleasure in calling attention to our line of "Haydenville" Pattern Self Closing Work, illustrated on pages 217 to 229. The success which this style of work has obtained is convincing proof that it fills a long felt want for an effective and reliable pattern of self closing work.

It is particularly recommended because all parts are interchangeable, handles cannot be tied open, and the seat on which spindle closes is raised instead of flat thereby preventing collection of sand and grit.

Made of high grade material and by experienced workmen.

Springs are of the best bronze wire, properly coiled and tempered, and the seat packings are of best material, similar to Jenkins washers.

All parts are thoroughly tested and carefully put together and each completed piece subjected to a test of 150 pounds working pressure and fully guaranteed.

“HAYDENVILLE” SELF-CLOSING BIBBS.

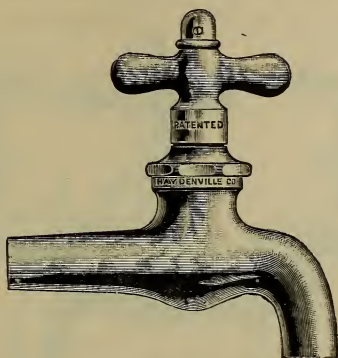


FIG. 395. (Bullet)

LEAD PIPE.

Size, inch	$\frac{3}{8}$	$\frac{1}{2}$	$\frac{5}{8}$	$\frac{3}{4}$	1
Finished, per doz	\$26.00	27.00	30.00	37.00	60.00
Nickel Plated, per doz ..	32.00	33.00	36.00	44.00	70.00

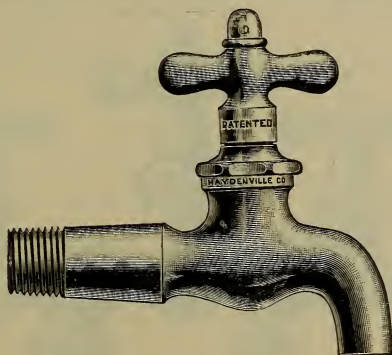


FIG. 395-A. (Bulletin)

IRON PIPE WITHOUT SHOULDER.

Size, inch	$\frac{3}{8}$	$\frac{1}{2}$	$\frac{5}{8}$	$\frac{3}{4}$	1
Finished, per doz	\$27.00	29.00	33.00	41.00	66.00
Nickel Plated, per doz	33.00	35.00	39.00	48.00	76.00
For Hose End add, per doz..	..	4.00	4.00	4.00	4.00

For Special Features see pages 148, 208 and 221.

“HAYDENVILLE” SELF-CLOSING BIBBS.
IRON PIPE.




FIG. 395-B. (Bulloy)

PLAIN BIBB.

Size, inch	$\frac{3}{8}$	$\frac{1}{2}$	$\frac{5}{8}$	$\frac{3}{4}$	1
Finished, per doz	\$26.00	27.00	30.00	37.00	60.00
Nickel Plated, per doz	32.00	33.00	36.00	44.00	70.00

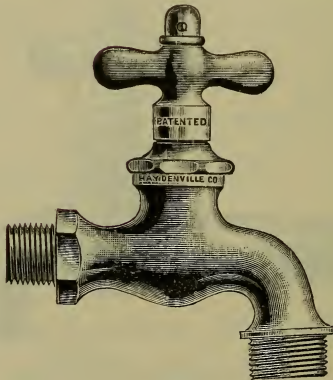


FIG. 395-C. (Bulrush)

HOSE BIBB.

Size, inch	$\frac{1}{2}$	$\frac{5}{8}$	$\frac{3}{4}$	1
Finished, per doz	\$31.00	34.00	41.00	64.00
Nickel Plated, per doz	37.00	40.00	48.00	74.00

Can be furnished with English Threads if so ordered.

For Special Features see pages 148, 208 and 221.

“HAYDENVILLE” SELF-CLOSING BIBBS.

FLANGED IRON PIPE, MALE.

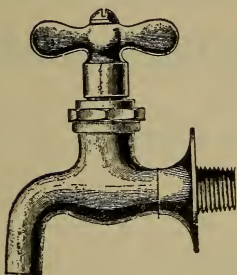


FIG. 395-D. (Bulwark)
Plain Bibb.

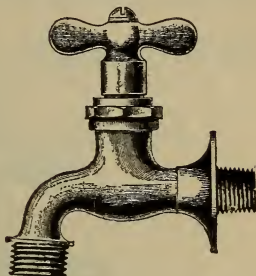


FIG. 395-E. (Bulway)
Hose Bibb.

Size, inch	$\frac{3}{8}$	$\frac{1}{2}$	$\frac{5}{8}$	$\frac{3}{4}$	1
Fig. 395-D, Finished, per doz.....	\$30.00	32.00	35.00	51.00	74.00
Fig. 395-E, Finished, per doz.....	..	36.00	39.00	55.00	78.00
For Nickel Plated add, per doz....	6.00	6.00	6.00	7.00	10.00
For Flanged Iron Pipe Female } deduct, per doz..... }	..	2.00	2.00	2.00	4.00

FLANGE AND THIMBLE.




FIG. 395-F. (Bump)
Plain Bibb.




FIG. 395-G. (Bumper)
Hose Bibb.

Size, inch	$\frac{3}{8}$	$\frac{1}{2}$	$\frac{5}{8}$	$\frac{3}{4}$	1
Fig. 395-F, Finished, per doz.....	\$32.00	34.00	38.00	54.00	80.00
Fig. 395-G, Finished, per doz.....	..	38.00	42.00	58.00	84.00
For Nickel Plated, add, per doz ...	6.00	6.00	6.00	7.00	10.00

For Adjustable Flange and for Detachable Shank see pages 179 and 221.

“HAYDENVILLE” SELF-CLOSING BIBBS.

FLANGE, NUT AND BENT COUPLING.

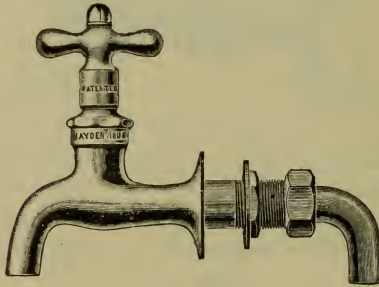


FIG. 395-H. (Bumpkin)

Size, inch.....	$\frac{3}{8}$	$\frac{1}{2}$	$\frac{5}{8}$	$\frac{3}{4}$	1
Finished, per doz.....	\$35.00	41.00	49.00	70.00	102.00
Nickel Plated, per doz.....	41.00	47.00	55.00	77.00	112.00
For Hose End add, per doz.	4.00	4.00	4.00	4.00
For Loose Flange and Detach- } able Shank add, per doz }	8.50	9.50	11.00	12.00	15.00

For Special Couplings see page 306.

For China Handles see page 208.

“HAYDENVILLE” SELF-CLOSING BIBBS.

WITH DETACHABLE SHANK.




FIG. 395-I. (Buna1)

IRON PIPE WITHOUT SHOULDER.

Size, inch	$\frac{3}{8}$	$\frac{1}{2}$	$\frac{5}{8}$	$\frac{3}{4}$	1
Finished, per doz	\$31.00	34.00	39.00	48.00	75.00
Nickel Plated, per doz	37.00	40.00	45.00	55.00	85.00
For Hose End add, per } doz	4.00	4.00	4.00	4.00	4.00

DETACHABLE SHANK SELF CLOSING WORK.

For Detachable Shank like the above on any style of “Haydenville” or Doherty Self Closing Bibb, add to the regular lists the following :

Size, inch	$\frac{3}{8}$	$\frac{1}{2}$	$\frac{5}{8}$	$\frac{3}{4}$	1
Per doz	\$4.00	5.00	6.00	7.00	9.00

For Adjustable Flange on Shank see page 179.

N.B.—For prices of Balls and Rods see page 215.

“HAYDENVILLE” SELF-CLOSING STOPS.

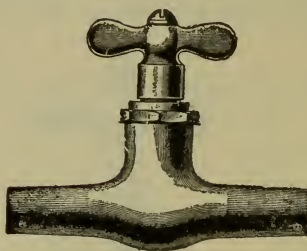


FIG. 395-J (Bunch)

LEAD PIPE.

Size, inch	$\frac{3}{8}$	$\frac{1}{2}$	$\frac{5}{8}$	$\frac{3}{4}$	1
Finished, per doz	\$29.00	30.00	33.00	42.00	68.00
Nickel Plated, per doz..	35.00	36.00	39.00	49.00	78.00

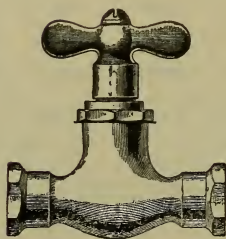


FIG. 395-K. (Bundle)

IRON PIPE.

Size, inch	$\frac{3}{8}$	$\frac{1}{2}$	$\frac{5}{8}$	$\frac{3}{4}$	1
Finished, per doz	\$29.00	30.00	33.00	42.00	68.00
Nickel Plated, per doz...	35.00	36.00	39.00	49.00	78.00

“HAYDENVILLE” SELF-CLOSING BASIN
COCKS.

TEE HANDLE.

No. 26.




FIG. 395-L. (Bung)

Height above slab $5\frac{5}{8}$ inches.

Finished or Nickel Plated, per doz.....	\$48.00
With Four Arm China Top Handles, “Hot” or “Cold,” add, per doz.....	12.00
For Special Couplings see page 305.	

“HAYDENVILLE” SELF-CLOSING BASIN COCKS.

FOUR ARM CHINA TOP HANDLE “HOT” OR “COLD.”
OVAL TUBE.

No. 28.




FIG. 395-N. (Bunion)

Height above slab $4\frac{1}{4}$ inches.

LOW DOWN PATTERN.

Nickel Plated, per doz.	\$60.00
With Six Arm Handles, China Top, add, per doz.	8.00

Can also make these Cocks with tubes shorter than regular.

For Special Couplings see page 305.

“HAYDENVILLE” SELF-CLOSING BASIN COCKS.

TEE HANDLE, OVAL TUBE.

No. 29.




FIG. 395-P. (Bunk)

Height above slab $4\frac{1}{2}$ inches.

LOW DOWN PATTERN.

Nickel Plated, per doz. \$48.00

This cock, with China Top Handle, is same as Fig. 395-N.

For Special Couplings see page 305.

“HAYDENVILLE” SELF-CLOSING PANTRY COCKS.




FIG. 395-R. (Bunko)

TEE HANDLE.

Finished or Nickel Plated, per doz	\$64.00
For Hose End add, per doz.	3.00
With Large Tube add, per doz	6.00
With Four Arm China Top Handle add, per doz.	12.00
With Six Arm China Top Handle add, per doz,	20.00

For Special Couplings see page 305.

“HAYDENVILLE” SELF-CLOSING
URINAL COCKS.




FIG. 395-S. (Bunting)

LEAD PIPE.

Size, inch	$\frac{1}{2}$	$\frac{5}{8}$
Finished, per doz	\$38.00	43.00
Nickel Plated, per doz	44.00	49.00
With Flange and Thimble, add, per doz.	8.00	10.00
* With (solid) Flange, Nut and Bent Coup- ling, add, per doz. }	16.00	18.00

* The bent Coupling can be furnished Male or Female Iron Pipe.
For Male or Female Iron Pipe use same lists as above.

“HAYDENVILLE” SELF-CLOSING
URINAL COCKS.

ADJUSTABLE FLANGE, NUT AND BENT COUPLING,
WITH UNION.

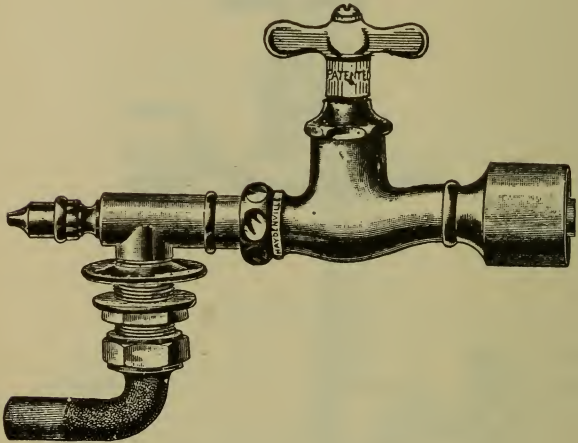


FIG. 395-T. (Burden)

Size, inch	1/2
Finished, per doz.	\$66.00
Nickel Plated, per doz.	72.00
With Flange and Thimble only, deduct, per doz.	6.00

The Bent Coupling can be furnished Male or Female Iron Pipe.

“HAYDENVILLE” SELF-CLOSING HOPPER COCKS.

ANGLE PATTERN FOR LEAD PIPE.

Similar to Fig. 396-R.

ROUGH BODY.

FIG. 395-U. (Bureau)

(Not illustrated.)

FINISHED FLANGE AND HANDLE.

Size, inch	$\frac{1}{2}$	$\frac{5}{8}$
Per doz	\$31.00	34.00

NICKEL PLATED FLANGE AND HANDLE.

Size, inch	$\frac{1}{2}$	$\frac{5}{8}$
Per doz	\$34.00	37.00
For Coupling on one End add, per doz.....	5.00	6.00
For Couplings on both Ends add, per doz.....	10.00	12.00

Lead and Iron Pipe, and Iron Pipe (Male or Female) same list as above.

Straight Pattern, same lists as above.

THE "BRIGHTON" SELF-CLOSING BASIN COCKS.

No. 35.




FIG. 395-W. (Burgess)

Finished or Nickel Plated, per doz.....	\$48.00
With China Top Index "Hot" or "Cold" add, per doz....	12.00

For Special Couplings see page 305.

“DOHERTY” SELF-CLOSING BIBBS.

We regularly furnish our “Doherty” Work with handles as illustrated. Can also furnish it with Curved Handles. If the latter is wanted please specify when ordering.

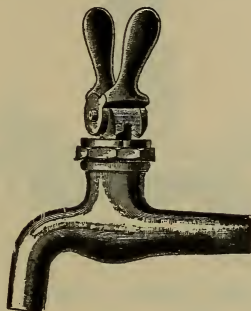


FIG. 396. (Burgh)

LEAD PIPE.

Size, inch	$\frac{3}{8}$	$\frac{1}{2}$	$\frac{5}{8}$	$\frac{3}{4}$	1
Finished, per doz	\$26.00	27.00	30.00	37.00	60.00
Nickel Plated, per doz	32.00	33.00	36.00	44.00	70.00

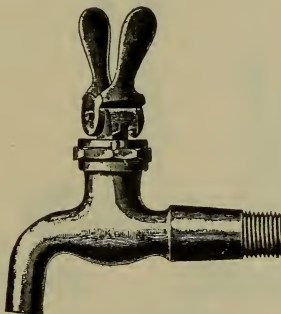


FIG. 396-A. (Burgher)

IRON PIPE WITHOUT SHOULDER.

Size, inch	$\frac{3}{8}$	$\frac{1}{2}$	$\frac{5}{8}$	$\frac{3}{4}$	1
Finished, per doz	\$27.00	29.00	33.00	41.00	66.00
Nickel Plated, per doz	33.00	35.00	39.00	48.00	76.00
For Hose End add, per doz	4.00	4.00	4.00	4.00	4.00

For Special Features see pages 148 and 221.

“DOHERTY” SELF-CLOSING BIBBS.

IRON PIPE.

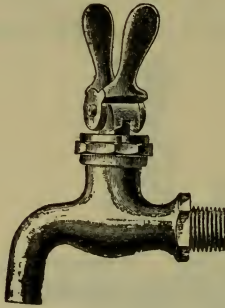


FIG. 396-B. (Burglar)

PLAIN BIBB.

Size, inch	$\frac{3}{8}$	$\frac{1}{2}$	$\frac{5}{8}$	$\frac{3}{4}$	1
Finished, per doz	\$26.00	27.00	30.00	37.00	60.00
Nickel Plated, per doz . .	32.00	33.00	36.00	44.00	70.00

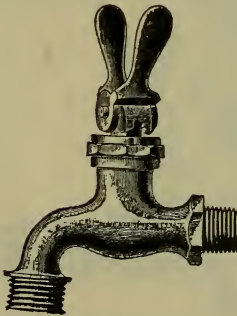


FIG. 396-C. (Burk)

HOSE BIBB.

Size, inch	$\frac{1}{2}$	$\frac{5}{8}$	$\frac{3}{4}$	1
Finished, per doz	\$31.00	34.00	41.00	64.00
Nickel Plated, per doz	37.00	40.00	48.00	74.00

Can be furnished with English Threads if so ordered.

For Special Features see pages 148 and 221.

“DOHERTY” SELF-CLOSING BIBBS.
FLANGED IRON PIPE, MALE.

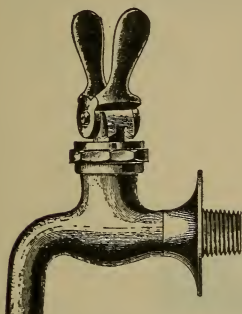


FIG. 396-D. (Burlap)
Plain Bibb.

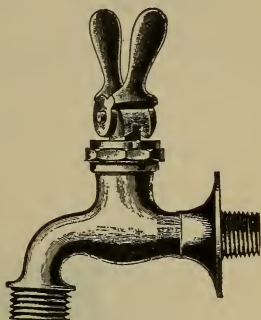


FIG. 396-E. (Burlap)
Hose Bibb.

Size, inch.....	3/8	1/2	5/8	3/4	1
Fig. 396-D, Finished, per doz.....	\$30.00	32.00	35.00	51.00	74.00
Fig. 396-E, Finished, per doz.....		36.00	39.00	55.00	78.00
For Nickel Plated add, per doz....	6.00	6.00	6.00	7.00	10.00
For Flanged Iron Pipe Female } deduct, per doz.....		2.00	2.00	2.00	4.00
If with Adjustable instead of } Solid Flange add, per doz.....	4.50	4.50	5.00	5.00	6.00

FLANGE AND THIMBLE.




FIG. 396-F. (Burlap)
Plain Bibb.




FIG. 396-G. (Burlap)
Hose Bibb.

Size, inch.....	3/8	1/2	5/8	3/4	1
Fig. 396-F, Finished, per doz.....	\$32.00	34.00	38.00	54.00	80.00
Fig. 396-G, Finished, per doz.....		38.00	42.00	58.00	84.00
For Nickel Plated add, per doz. . .	6.00	6.00	6.00	7.00	10.00

For Special Features see pages 148 and 221.

“DOHERTY” SELF-CLOSING STOPS.

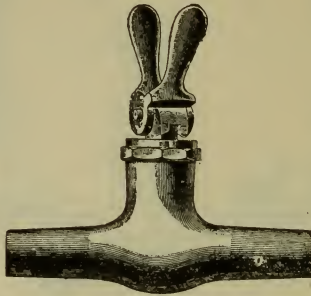


FIG. 396-J. (Burnose)

LEAD PIPE.

Size, inch	$\frac{3}{8}$	$\frac{1}{2}$	$\frac{5}{8}$	$\frac{3}{4}$	1
Finished, per doz	\$29.00	30.00	33.00	42.00	68.00
Nickel Plated, per doz	35.00	36.00	39.00	49.00	78.00

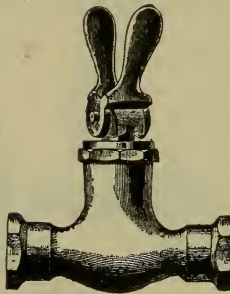


FIG. 396-K. (Burrow)

IRON PIPE.

Size, inch	$\frac{3}{8}$	$\frac{1}{2}$	$\frac{5}{8}$	$\frac{3}{4}$	1
Finished, per doz	\$29.00	30.00	33.00	42.00	68.00
Nickel Plated, per doz	35.00	36.00	39.00	49.00	78.00

Lead and Iron Pipe same list as above.

“DOHERTY” SELF-CLOSING BASIN
COCKS.

No. 36.




FIG. 396-L. (Bursar)

Finished or Nickel Plated, per doz..... \$48.00

Can also make in Low Down Pattern, with Oval Tube.

For Special Couplings see page 305.

“DOHERTY” SELF-CLOSING PANTRY
COCKS.

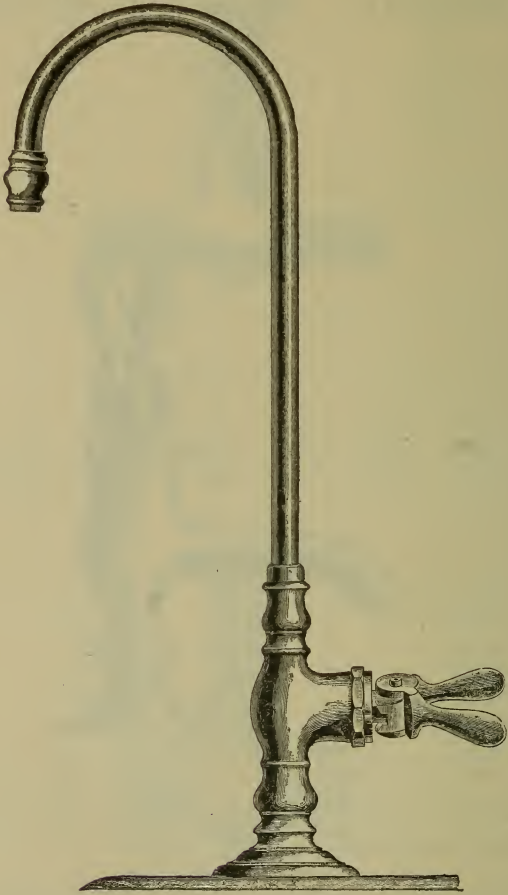


FIG. 396-M. (Burst)

Finished or Nickel Plated, per doz.....	\$64.00
For Hose End add, per doz.	3.00
With Large Tube add, per doz	6.00
For Special Couplings see page 305.	

“DOHERTY” SELF-CLOSING URINAL COCKS.

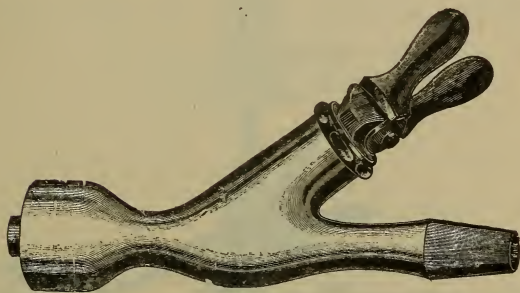


FIG. 396-N. (Bush)

LEAD PIPE.

Size, inch	½
Finished, per doz.	\$38.00
Nickel Plated, per doz.	44.00
With Flange and Thimble add, per doz.	8.00
* With (solid) Flange, Nut and Bent Coupling, add, per doz.	16.00

* The bent Coupling can be furnished Male or Female Iron Pipe.
For Male or Female Iron Pipe use same lists as above.

“DOHERTY” SELF-CLOSING URINAL COCKS.

ADJUSTABLE FLANGE, NUT AND BENT COUPLING,
WITH UNION.

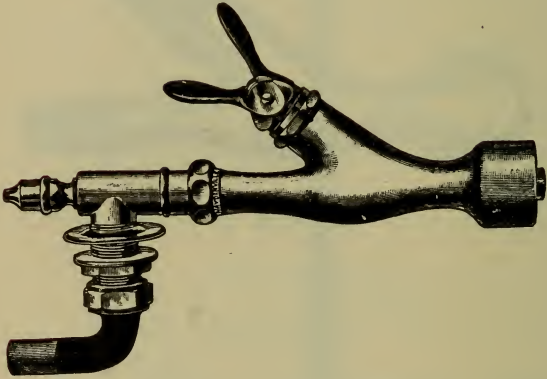


FIG. 396-P. (Bushel)

Size, inch	$\frac{1}{2}$
Finished, per doz.....	\$66.00
Nickel Plated, per doz.	72.00
With Flange and Thimble only deduct, per doz.	6.00

The bent Coupling can be furnished Male or Female Iron Pipe.

“DOHERTY” SELF-CLOSING HOPPER COCKS.

ANGLE PATTERN, FOR LEAD PIPE.



FIG. 396-R. (Busin)

ROUGH BODY.

FINISHED FLANGE AND HANDLE.

Size, inch	$\frac{1}{2}$	$\frac{5}{8}$
Per doz	\$31.00	34.00

NICKEL PLATED FLANGE AND HANDLE.

Size, inch	$\frac{1}{2}$	$\frac{5}{8}$
Per doz	\$34.00	37.00
For Coupling on one End add, list, per doz.	5.00	6.00
For Couplings on both Ends add, list, per doz.	10.00	12.00

Lead and Iron Pipe and Iron Pipe (Male or Female), same list as above.

Straight Pattern, same lists as above.

SELF-CLOSING PLAIN BIBBS.

TELEGRAPH HANDLE.

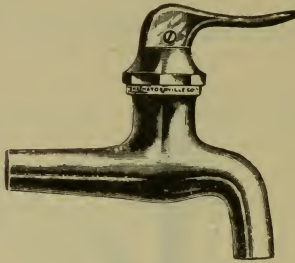


FIG. 407. (Buskins)

LEAD PIPE.

Size, inch	$\frac{3}{8}$	$\frac{1}{2}$	$\frac{5}{8}$	$\frac{3}{4}$	1
Finished, per doz.	\$16.00	18.00	21.00	28.00	48.00
Nickel Plated, per doz ..	20.00	22.00	25.00	34.00	56.00

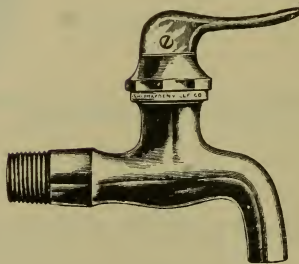


FIG. 408. (Bustle)

IRON PIPE WITHOUT SHOULDER.

Size, inch	$\frac{3}{8}$	$\frac{1}{2}$	$\frac{5}{8}$	$\frac{3}{4}$	1
Finished, per doz.	\$17.00	20.00	24.00	32.00	54.00
Nickel Plated	21.00	24.00	28.00	38.00	62.00
For Hose End add, per doz.	4.00	4.00	4.00	4.00	4.00

SELF-CLOSING PLAIN BIBBS.

TELEGRAPH HANDLE.

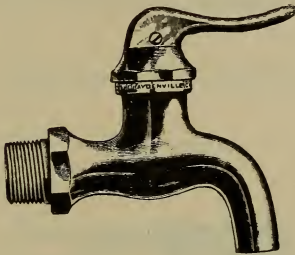


FIG. 409. (Butch)

IRON PIPE.

Size, inch	3/8	1/2	5/8	3/4	1
Finished, per doz	\$16.00	18.00	21.00	28.00	48.00
Nickel Plated, per doz	20.00	22.00	25.00	34.00	56.00

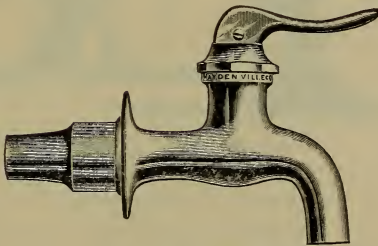


FIG. 410. (Butchy)

FLANGE AND THIMBLE.

Size, inch	3/8	1/2	5/8	3/4	1
Finished, per doz	\$22.00	26.00	30.00	42.00	62.00
Nickel Plated, per doz	28.00	32.00	36.00	50.00	72.00
Without Thimbles deduct } per doz }	2.00	2.00	3.00	3.00	4.00
For Hose End add, per doz . . .	4.00	4.00	4.00	4.00	4.00

SELF-CLOSING BASIN COCKS.

TELEGRAPH HANDLE.

No. 37.




FIG. 411. (Button)

SMALL PATTERN.

Finished or Nickel Plated, per doz.....	\$27.00
For Large Tube add, per doz.....	2.00

For Special Couplings see page 305.

SELF-CLOSING BASIN COCKS.

TELEGRAPH HANDLE.

No. 38.




FIG. 411-A. (Buttress)

LARGE PATTERN.

Finished or Nickel Plated, per doz.....	\$34.00
For tip on Tube add, per doz.....	2.00

For Special Couplings see page 305.

SELF-CLOSING PANTRY COCKS.

TELEGRAPH HANDLE.

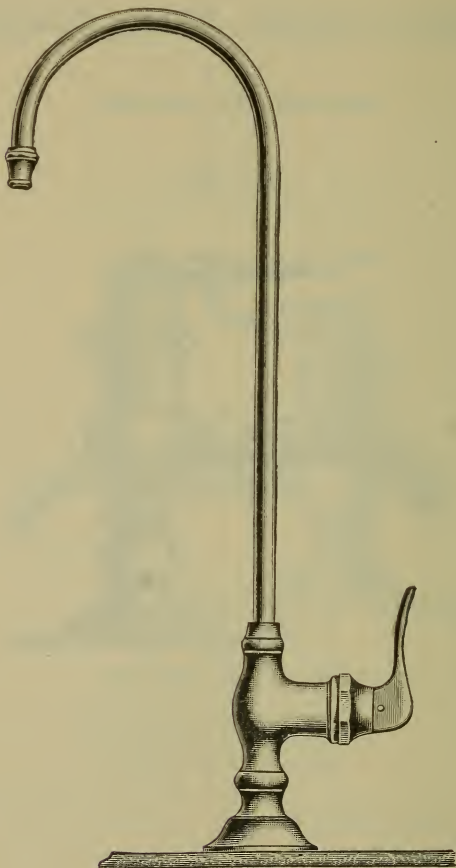


FIG. 412. (Buxom)

Finished or Nickel Plated, per doz.....	\$58.00
For Hose End add, per doz.	3.00
With Large Tube add, per doz.....	6.00

For Special Couplings see page 305.

SELF-CLOSING ANGLE HOPPER COCKS.

TELEGRAPH HANDLE.

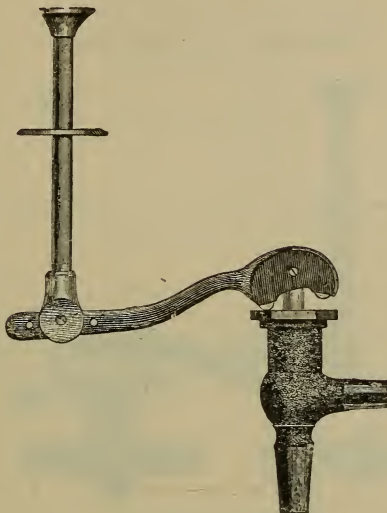


FIG. 414. (Buzz)

LEAD PIPE. ROUGH BODY.

FINISHED FLANGE AND HANDLE.

Size, inch.....	1/2	5/8	3/4	1
Per doz	\$25.00	27.00	32.00	62.00

NICKEL PLATED FLANGE AND HANDLE.

Size, inch.....	1/2	5/8	3/4	1
Per doz	\$27.50	29.50	34.50	65.00
For Coupling on one End add, per doz ..	5.00	6.00	7.00	9.00
For Couplings on both Ends add, per doz.	10.00	12.00	14.00	18.00

Regularly furnished with Malleable Iron Lever and with lugs on body same as Fig. 415.

If with Brass Lever add for all sizes, per doz. list, \$3.00.

Lead and Iron Pipe, and Iron Pipe same list as above.

SELF-CLOSING STRAIGHT HOPPER COCKS.

TELEGRAPH HANDLE.




FIG. 415. (Buzzer)

LEAD PIPE. ROUGH BODY.

FINISHED FLANGE AND HANDLE.

Size, inch	1/2	5/8	3/4	1
Per doz.	\$25.00	27.00	32.00	62.00

NICKEL PLATED FLANGE AND HANDLE.

Size, inch	1/2	5/8	3/4	1
Per doz.	\$27.50	29.50	34.50	65.00
For Coupling one End add, per doz. .	5.00	6.00	7.00	9.00
For Couplings both Ends add, per doz.	10.00	12.00	14.00	18.00

Lead and Iron Pipe, and Iron Pipe same list as above.

Regularly furnished with Malleable Iron Lever. If with Brass Lever add for all sizes, per doz. list, \$3.00.

SELF-CLOSING ANGLE HOPPER COCKS.

TELEGRAPH HANDLE.

“CALIFORNIA” PATTERN.

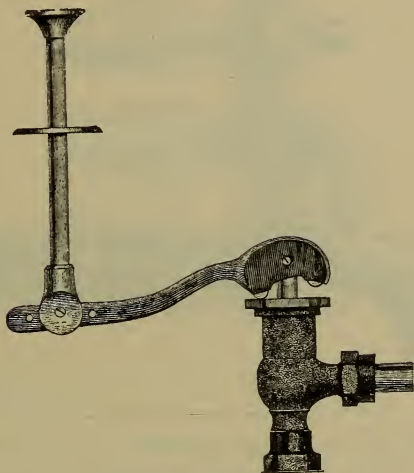


FIG. 416. (Buzzol)

IRON PIPE, WITH COUPLING AT SIDE.
ROUGH BODY.

FINISHED FLANGE AND HANDLE.

Size, inch	1/2	5/8	3/4	1
Per doz	\$30.00	33.00	39.00	71.00

NICKEL PLATED FLANGE AND HANDLE.

Size, inch	1/2	5/8	3/4	1
Per doz	\$32.50	35.50	41.50	74.00

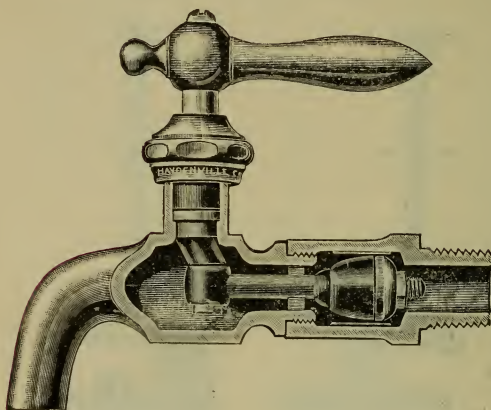
Iron Pipe Male, at inlet End, same list as above.

Regularly furnished with Malleable Iron Lever and with lugs on body same as Fig. 415.

If with Brass Lever add, for all sizes, per doz. list., \$3.00.

“HAYDENVILLE” FULLER WORK.

IMPROVED PATTERN.



We would call particular attention to our line of Improved Fuller Work illustrated under pages 249 to 298.

This line embraces nearly one hundred varieties and styles embodying the latest and most practical features including our Adjustable Box Flange.

The special points of superiority are—Design, Weight, Finish and Workmanship, High Stuffing Box Cap, Ornamental Handle, Internal Construction absolutely non-hammering, with Packings, Valves, etc., of the very best quality.

Several illustrations are shown of China Handle Bibbs, Basin and Bath Cocks, all of which are of the finest quality.

We recommend this line to those desiring a first class grade of Fuller Work.

FULLER BIBBS.

LEAD PIPE.

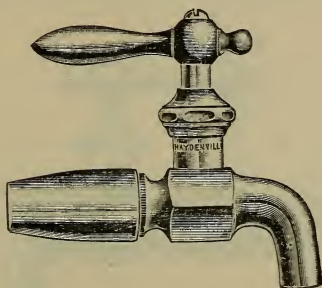


FIG. 418 (Cabba)

PLAIN BIBB.

Size, inch	$\frac{1}{2}$	$\frac{5}{8}$	$\frac{3}{4}$	1
Finished, per doz	\$21.00	24.00	30.00	48.00
Nickel Plated, per doz	25.00	28.00	36.00	58.00

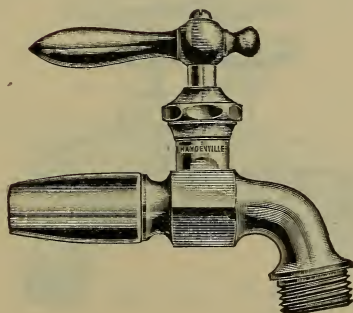


FIG. 419. (Cabin)

HOSE BIBB.

Size, inch	$\frac{1}{2}$	$\frac{5}{8}$	$\frac{3}{4}$	1
Finished, per doz	\$24.00	28.00	34.00	52.00
Nickel Plated, per doz	28.00	32.00	40.00	62.00

FULLER BIBBS.

IRON PIPE WITHOUT SHOULDER.

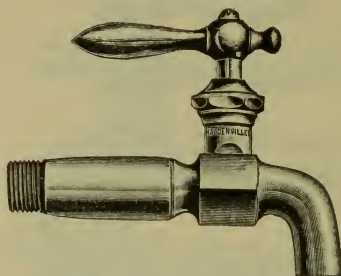


FIG. 420. (Cabine)

PLAIN BIBB.

Size, inch.....	$\frac{1}{2} \times \frac{3}{8}$ I.P.	$\frac{1}{2}$	$\frac{5}{8} \times \frac{1}{2}$ I.P.	$\frac{5}{8}$	$\frac{3}{4}$	1
Finished, per doz.....	\$23.00	23.00	27.00	27.00	34.00	54.00
Nickel Plated, per doz.	27.00	27.00	31.00	31.00	40.00	64.00




FIG. 421. (Cably)

HOSE BIBB.

Size, inch.....	$\frac{1}{2} \times \frac{3}{8}$ I.P.	$\frac{1}{2}$	$\frac{5}{8} \times \frac{1}{2}$ I.P.	$\frac{5}{8}$	$\frac{3}{4}$	1
Finished, per doz.....	\$26.00	26.00	31.00	31.00	38.00	58.00
Nickel Plated, per doz.	30.00	30.00	35.00	35.00	44.00	68.00

FULLER BIBBS.

IRON PIPE.

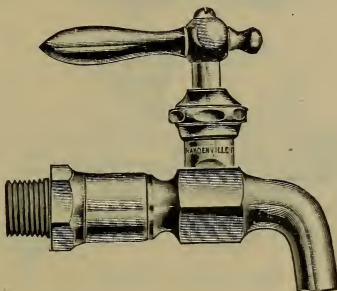


FIG. 422. (Cabco)

PLAIN BIBB.

Size, inch	1/2	5/8	3/4	1
Finished, Per doz	\$21.00	24.00	30.00	48.00
Nickel Plated, per doz	25.00	28.00	36.00	58.00

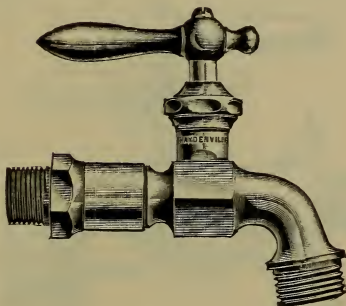


FIG. 423. (Cache)

HOSE BIBB.

Size, inch	1/2	5/8	3/4	1
Finished, per doz	\$24.00	28.00	34.00	52.00
Nickel Plated, per doz	28.00	32.00	40.00	62.00
For Pittsburg Hose Gauge add, } per doz. }	1.50	1.50	1.50	2.50

FULLER BIBBS.

FLANGED IRON PIPE, MALE.

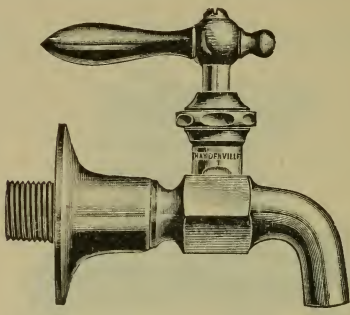


FIG. 424. (Cackle)

PLAIN BIBB.

Size, inch	1/2	5/8	3/4	1
Finished, per doz.	\$28.00	32.00	39.00	59.00
Nickel Plated, per doz.	34.00	38.00	47.00	69.00
For Hexagon front of Flange } add, per doz.	2.00	2.00	2.00	2.00

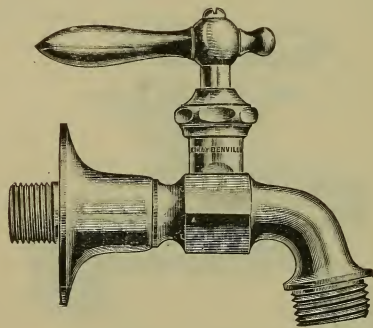


FIG. 425. (Cactus)

HOSE BIBB.

Size, inch	1/2	5/8	3/4	1
Finished, per doz	\$31.00	36.00	43.00	63.00
Nickel Plated, per doz.	37.00	42.00	51.00	73.00
For Hexagon front of Flange } add, per doz.	2.00	2.00	2.00	2.00

FULLER BIBBS.

FLANGED IRON PIPE, FEMALE.

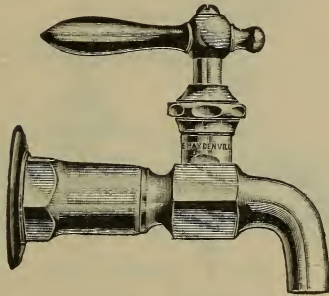


FIG 426. (Caddo)

PLAIN BIBB.

Size, inch	1/2	3/8	3/4	1
Finished, per doz	\$28.00	32.00	39.00	59.00
Nickel Plated, per doz	34.00	38.00	47.00	69.00
For Iron Pipe, Male add, per doz. .	2.00	2.00	2.00	2.00

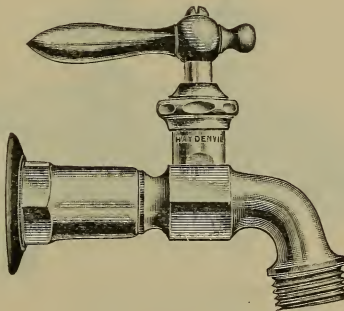


FIG. 427. (Caddy)

HOSE BIBB.

Size, inch	1/2	3/8	3/4	1
Finished, per doz	\$31.00	36.00	43.00	63.00
Nickel Plated, per doz	37.00	42.00	51.00	73.00
For Iron Pipe Male add, per doz. .	2.00	2.00	2.00	2.00

FULLER BIBBS.

FLANGE AND THIMBLE.

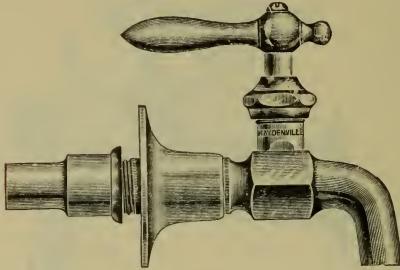


FIG. 428. (Cadence)

PLAIN BIBB.

Size, inch	1/2	5/8	3/4	1
Finished, per doz	\$30.00	34.00	41.00	61.00
Nickel Plated, per doz	36.00	40.00	49.00	71.00
Without Thimble deduct, per doz.	2.00	2.00	2.00	2.00

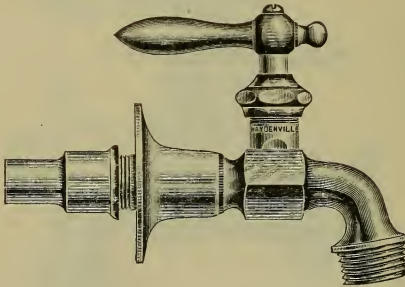


FIG. 429. (Cadet)

HOSE BIBB.

Size, inch	1/2	5/8	3/4	1
Finished, per doz	\$33.00	38.00	45.00	65.00
Nickel Plated, per doz	39.00	44.00	53.00	75.00
Without Thimble deduct, per doz.	2.00	2.00	2.80	2.00

FULLER BIBBS.

FLANGE AND THIMBLE. PLAIN CHINA HANDLES.

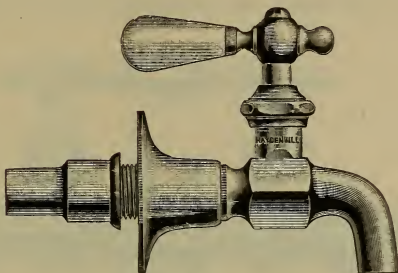


FIG. 429-A. (Cage)

PLAIN BIBB.

Size, inch.....	1/2	5/8	3/4
Finished, per doz.....	\$45.00	49.00	56.00
Nickel Plated, per doz.....	51.00	55.00	64.00
Without Thimble deduct, per doz.....	2.00	2.00	2.00

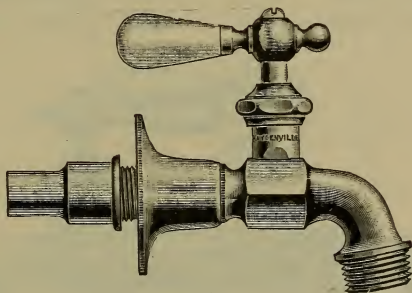


FIG. 429-B. (Cairn)

HOSE BIBB.

Size, inch.....	1/2	5/8	3/4
Finished, per doz.....	\$48.00	53.00	60.00
Nickel Plated, per doz.....	54.00	59.00	68.00
Without Thimble deduct, per doz.....	2.00	2.00	2.00

If with Handles marked "Hot" and "Cold" or "H" and "C," same list as above.

FULLER BIBBS.

FLANGE, NUT AND BENT COUPLING.

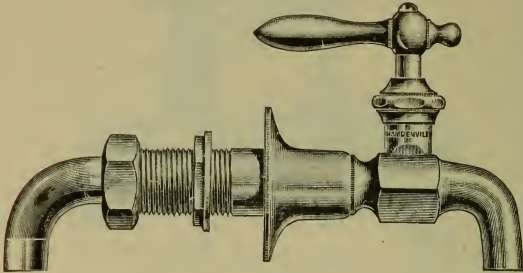


FIG. 430. (Caiss)

PLAIN BIBB.

Size, inch.....	1/2	5/8	3/4	1
Finished, per doz.....	\$39.00	43.00	50.00	70.00
Nickel Plated, per doz.....	45.00	49.00	58.00	80.00

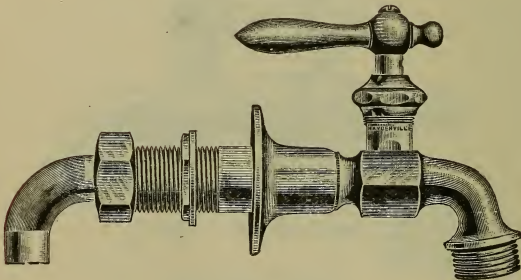


FIG. 431. (Cake)

HOSE BIBB.

Size, inch.....	1/2	5/8	3/4	1
Finished, per doz.....	\$42.00	47.00	54.00	74.00
Nickel Plated, per doz.....	48.00	53.00	62.00	84.00

For Special Couplings see page 306.

FULLER BIBBS.

ADJUSTABLE FLANGE.

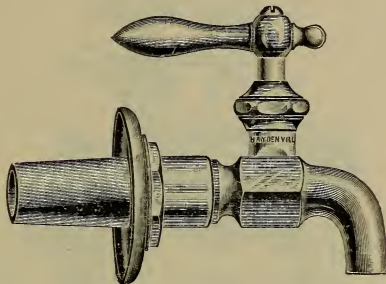


FIG. 432. (Calam)

LEAD PIPE.

Size, inch	1/2	5/8	3/4	1
Finished, per doz	\$29.00	33.00	40.00	60.00
Nickel Plated, per doz	35.00	39.00	48.00	70.00

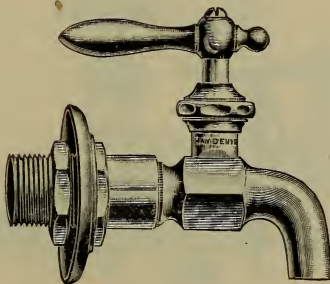


FIG. 432-A. (Calash)

IRON PIPE, MALE.

Size, inch	1/2	5/8	3/4	1
Finished, per doz	\$32.00	36.00	43.00	63.00
Nickel Plated, per doz	38.00	42.00	51.00	73.00
For Hose End add, per doz	3.00	4.00	4.00	4.00

For long Shank see page 266.

FULLER BIBBS.

ADJUSTABLE FLANGE, PLAIN CHINA HANDLES.

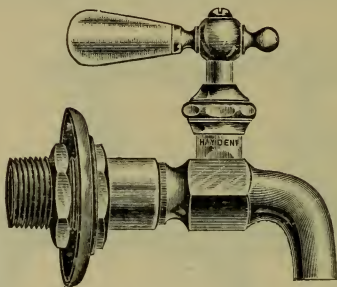


FIG. 432-B. (Calcium)

IRON PIPE, MALE.

Size, inch	$\frac{1}{2}$	$\frac{5}{8}$	$\frac{3}{4}$	1
Finished, per doz	\$47.00	51.00	58.00	78.00
Nickel Plated, per doz	53.00	57.00	66.00	88.00

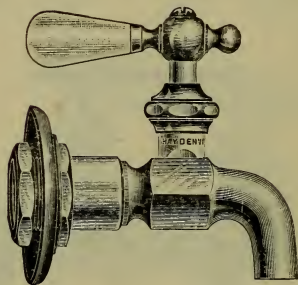


FIG. 432-C. (Calcium)

IRON PIPE, FEMALE.

Size, inch	$\frac{1}{2}$	$\frac{5}{8}$	$\frac{3}{4}$	1
Finished, per doz	\$45.00	49.00	56.00	76.00
Nickel Plated, per doz	51.00	55.00	64.00	86.00
For Hose End add, per doz	3.00	4.00	4.00	4.00

With Handles marked "H" and "C" or "Hot" and "Cold," same list as above.

FULLER BIBBS.

ADJUSTABLE FLANGE.

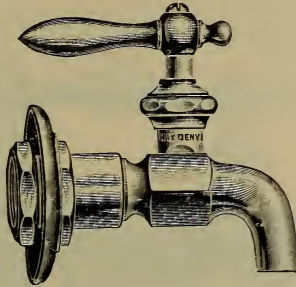


FIG. 432-D. (Caldron)

IRON PIPE, FEMALE.

Size, inch	1/2	5/8	3/4	1
Finished, per doz	\$30.00	34.00	41.00	61.00
Nickel Plated, per doz	36.00	40.00	49.00	71.00

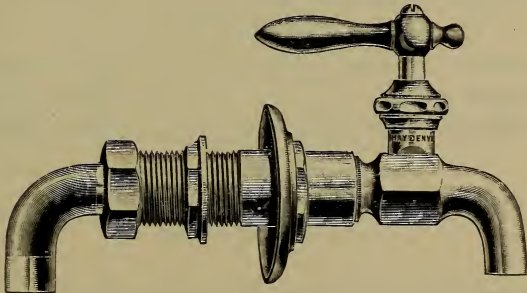


FIG. 433. (Calendar)

FLANGE, NUT AND BENT COUPLING.

Size, inch	1/2	5/8	3/4	1
Finished, per doz	\$43.00	47.00	54.00	74.00
Nickel Plated, per doz	49.00	53.00	62.00	84.00
For Hose End add, per doz	3.00	4.00	4.00	4.00

FULLER BIBBS.

EXTENSION BODY, SOLID FLANGE.

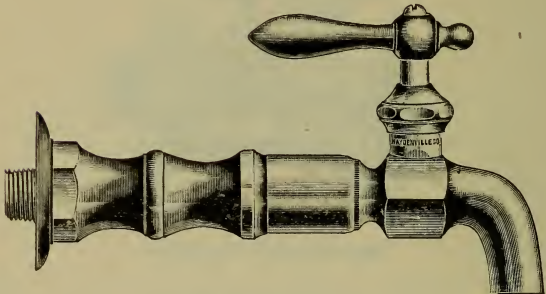


FIG. 433-A. (Calf)

IRON PIPE, MALE.

All lengths up to $6\frac{1}{2}$ inches inclusive, from center of discharge to back of Flange.

Size, inch	$\frac{1}{2}$	$\frac{5}{8}$	$\frac{3}{4}$
Finished, per doz	\$40.00	47.00	61.00
Nickel Plated, per doz	46.00	53.00	69.00

Lengths from 7 to 10 inches inclusive, from center of discharge to back of Flange.

Size, inch	$\frac{1}{2}$	$\frac{5}{8}$	$\frac{3}{4}$
Finished, per doz	\$46.00	53.00	67.00
Nickel Plated, per doz	52.00	59.00	75.00
For Hose End add, per doz	3.00	4.00	4.00
With Adjustable Flange instead of Solid Flange add, per doz	4.00	4.00	4.00
For Iron Pipe Female deduct, per doz	2.00	2.00	2.00
For China Handles add, per doz	15.00	15.00	15.00

FULLER SINK BIBBS.

“METROPOLITAN” PATTERN.

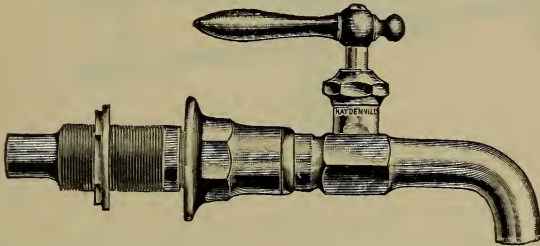


FIG. 433-B. (Caliber)

FLANGE, LONG THIMBLE AND LOCK NUT.

Size, inch	$\frac{5}{8}$	$\frac{3}{4}$
Finished, per doz	\$63.00	70.00
Nickel Plated, per doz	69.00	76.00
For China Handles add, per doz	15.00	15.00
For Hose End add, per doz	4.00	4.00
Without Thimble and Lock Nut deduct, per doz . .	15.00	15.00
Distance back of Flange to center of Discharge, ins.	5	6

Furnished with Bent Tail Piece, when so specified, without additional charge.

These Sink Bibbs are made extra heavy with full water way and are high grade in every respect. They are especially adapted for use on Slate, Marble and Solid Porcelain sinks.

FULLER DOUBLE SLOP-SINK COCKS.

WITH LONG SPOUT AND BRACE.

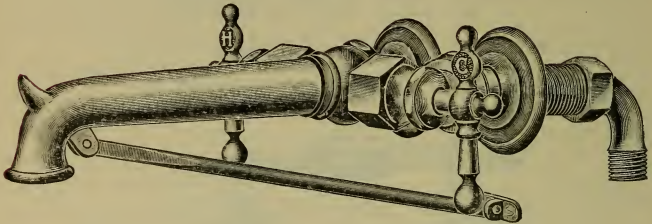


FIG. 434. (Calico)

Finished and Nickel Plated Couplings, cut $\frac{1}{2}$ inch Iron Pipe Male.
Spread, Center to Center $3\frac{1}{2}$ inches.

Finished or Nickel Plated, each	\$19.25
With Short Spout, no Brace (like Fig. 327-D), deduct.....	3.00
If with Lead Pipe Couplings, deduct.....	1.25
For China Handles "Hot" and "Cold," add	2.50

For Special Couplings see page 306.

EXTENSION PIECES FOR FULLER BIBBS.



FIG. 434-A. (Calicot)

SHORT PATTERN.

Size, inch	$\frac{1}{2}$	$\frac{3}{8}$	$\frac{3}{4}$	1
Length, inch.....	$1\frac{1}{2}$	$1\frac{1}{2}$	2	$2\frac{1}{2}$
Finished, per doz.....	\$7.00	8.50	12.00	18.00
Nickel Plated, per doz.....	8.00	9.50	13.50	20.00

LONG PATTERN.

Length, inch.....	$2\frac{1}{2}$	$2\frac{1}{2}$	3	$3\frac{1}{2}$
Finished, per doz.....	\$10.00	13.00	18.00	25.00
Nickel Plated, per doz.....	11.00	14.00	20.00	28.00

FULLER WASH TRAY BIBBS.

RIGHT AND LEFT HAND.

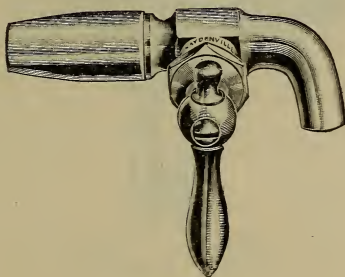


FIG. 435. (Calip)

LEAD PIPE.

Size, inch	1/2	5/8	3/4	1
Finished, per doz	\$23.00	27.00	34.00	54.00
Nickel Plated, per doz	27.00	31.00	40.00	64.00

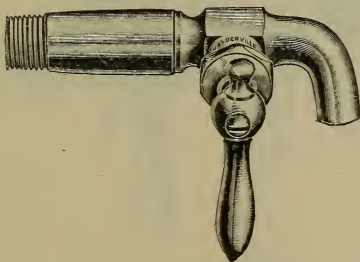


FIG. 436. (Calk)

IRON PIPE WITHOUT SHOULDER.

Size, inch	1/2	5/8	3/4	1
Finished, per doz	\$25.00	30.00	38.00	60.00
Nickel Plated, per doz	29.00	34.00	44.00	70.00
For Hose End add, per doz	3.00	4.00	4.00	4.00

FULLER WASH TRAY BIBBS.

RIGHT AND LEFT HAND.

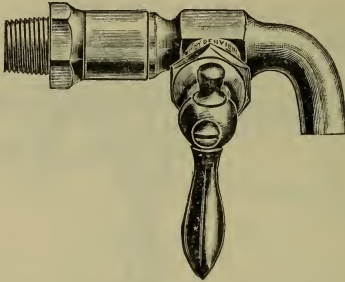


FIG. 437. (Call)

IRON PIPE.

Size, inch	1/2	5/8	3/4	1
Finished, per doz.	\$23.00	27.00	34.00	54.00
Nickel Plated, per doz.	27.00	31.00	40.00	64.00

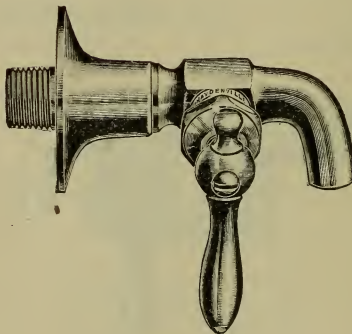


FIG. 438. (Callo)

FLANGED IRON PIPE, MALE.

Size, inch	1/2	5/8	3/4	1
Finished, per doz.	\$30.00	35.00	43.00	65.00
Nickel Plated, per doz	36.00	41.00	51.00	75.00
For Hose End add, per doz.	3.00	4.00	4.00	4.00
For Hexagon front of Flange } add, per doz. }	2.00	2.00	2.00	2.00

FULLER WASH TRAY BIBBS.

RIGHT AND LEFT HAND.

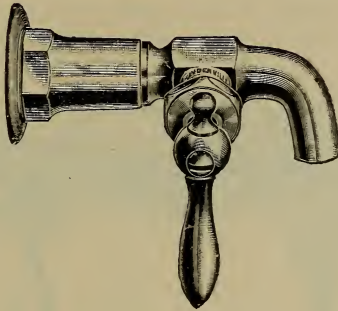


FIG. 439. (Callow)

FLANGED IRON PIPE, FEMALE.

Size, inch	1/2	5/8	3/4	1
Finished, per doz.	\$30.00	35.00	43.00	65.00
Nickel Plated, per doz.	36.00	41.00	51.00	75.00
For Iron Pipe Male, add, per doz.	2.00	2.00	2.00	2.00

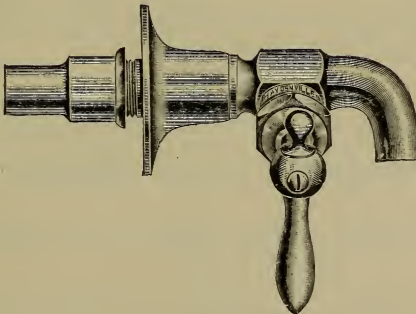


FIG. 439-A. (Calm)

FLANGE AND THIMBLE.

Size, inch	1/2	5/8	3/4	1
Finished, per doz.	\$32.00	37.00	45.00	67.00
Nickel Plated, per doz.	38.00	43.00	53.00	77.00
For Hose End add, per doz.	3.00	4.00	4.00	4.00

FULLER WASH TRAY BIBBS.

RIGHT AND LEFT HAND.

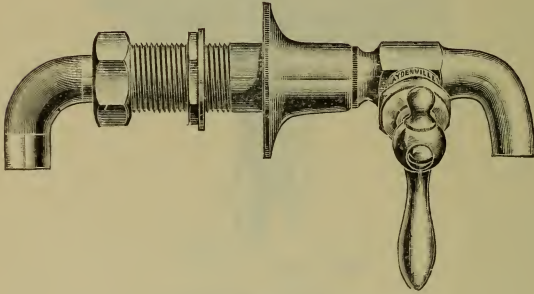


FIG. 440. (Calom)

FLANGE, NUT AND BENT COUPLING.

Size, inch	1/2	5/8	3/4	1
Finished, per doz.	\$41.00	46.00	54.00	76.00
Nickel Plated, per doz.	47.00	52.00	62.00	86.00
For Hose End add, per doz.	3.00	4.00	4.00	4.00

FLANGED FULLER BIBBS

WITH LONG SHANK BACK OF FLANGE.

For price on Fuller Bibbs (Flanged Iron Pipe, Male) with long Shank back of Flange, to regular lists add the following :

Size, inch.	1/2	5/8	3/4	1
Per doz	\$2.00	3.00	3.00	4.00

Long Shanks measure 1 1/2 inches back of Flange when made up tight.

Bibbs with longer Shanks, prices upon application.

FULLER WASH TRAY BIBBS.

EXTENSION BODY, SOLID FLANGE.

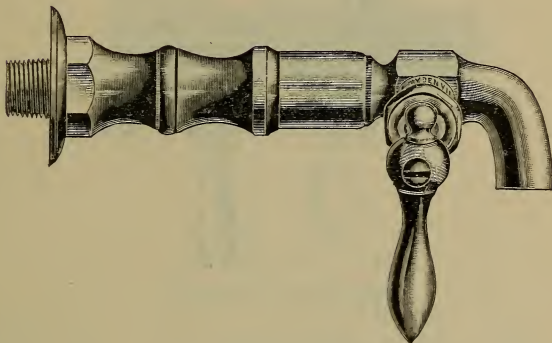


FIG. 440-A. (Caloric)

IRON PIPE, MALE.

All lengths up to 6½ inches inclusive, from center of discharge to back of Flange.

Size, inch	½	⅝	¾
Finished, per doz	\$42.00	50.00	65.00
Nickel Plated, per doz	48.00	56.00	73.00

Lengths from 7 to 10 inches inclusive, from center of discharge to back of Flange.

Size, inch	½	⅝	¾
Finished, per doz	\$48.00	56.00	71.00
Nickel Plated, per doz	54.00	62.00	79.00
For Hose End add, per doz	3.00	4.00	4.00
With Adjustable Flange instead of Solid } Flange add, per doz }	4.00	4.00	4.00
For Iron Pipe Female deduct, per doz	2.00	2.00	2.00
For China Handles add, per doz	15.00	15.00	15.00

FULLER WASH TRAY BIBBS.

ADJUSTABLE FLANGE.




FIG. 441. (Calumet)

LEAD PIPE.

Size, inch	1/2	5/8	3/4	1
Finished, per doz	\$31.00	36.00	44.00	66.00
Nickel Plated, per doz	37.00	42.00	52.00	76.00




FIG. 441-A. (Calvity)

IRON PIPE, MALE.

Size, inch	1/2	5/8	3/4	1
Finished, per doz	\$34.00	39.00	47.00	69.00
Nickel Plated, per doz	40.00	45.00	55.00	79.00
For Hose End add, per doz	3.00	4.00	4.00	4.00

FULLER WASH TRAY BIBBS.

ADJUSTABLE FLANGE, PLAIN CHINA HANDLES.




FIG. 441-B. (Calyx)

IRON PIPE, MALE.

Size, inch	1/2	5/8	3/4	1
Finished, per doz.	\$49.00	54.00	62.00	84.00
Nickel Plated, per doz.	55.00	60.00	70.00	94.00

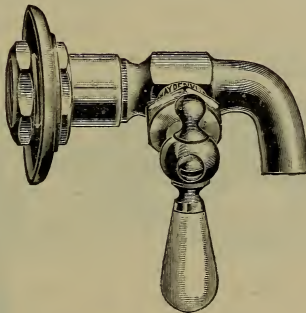


FIG. 441-C. (Camac)

IRON PIPE, FEMALE.

Size, inch	1/2	5/8	3/4	1
Finished, per doz.	\$47.00	52.00	60.00	82.00
Nickel Plated, per doz.	53.00	58.00	68.00	92.00
For Hose End add, per doz.	3.00	4.00	4.00	4.00

With Handles marked "H" and "C" or "Hot" and "Cold," same list as above.

FULLER WASH TRAY BIBBS.

ADJUSTABLE FLANGE.

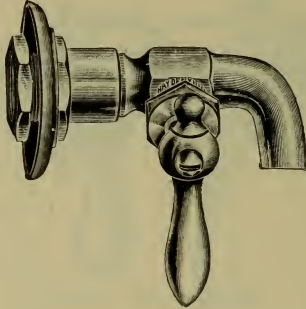


FIG. 441-D. (Cambric)

IRON PIPE, FEMALE.

Size, inch	$\frac{1}{2}$	$\frac{3}{8}$	$\frac{3}{4}$	1
Finished, per doz.	\$32.00	37.00	45.00	67.00
Nickel Plated, per doz.	38.00	43.00	53.00	77.00




FIG. 442. (Camel)

FLANGE, NUT AND BENT COUPLING.

Size, inch	$\frac{1}{2}$	$\frac{3}{8}$	$\frac{3}{4}$	1
Finished, per doz.	\$45.00	50.00	58.00	80.00
Nickel Plated, per doz	51.00	56.00	66.00	90.00
For Hose End add, per doz.	3.00	4.00	4.00	4.00

FULLER STOPS.

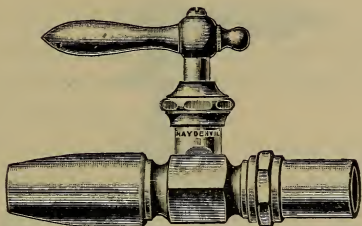


FIG. 442-A. (C. meo)

LEAD PIPE BOTH ENDS.

Size, inch	1/2	5/8	3/4	1
Rough, per doz	\$19.00	23.00	27.00	39.00
Finished, per doz	21.00	26.00	30.00	43.00
Nickel Plated, per doz	26.00	32.00	36.00	53.00

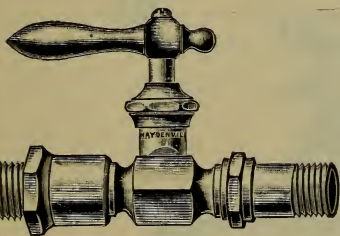


FIG. 442-B. (Camera)

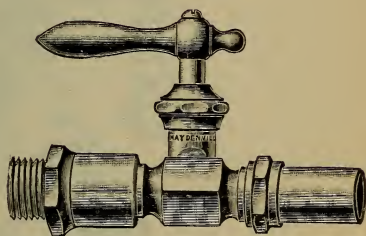


FIG. 442-C. (Camp)

IRON PIPE BOTH ENDS. Fig. 442-B.

Size, inch	1/2	5/8	3/4	1
Rough, per doz	\$19.00	23.00	27.00	39.00
Finished, per doz	21.00	26.00	30.00	43.00
Nickel Plated, per doz	26.00	32.00	36.00	53.00

Lead and Iron Pipe, 442-C, same list as above.

FULLER HOPPER COCKS.

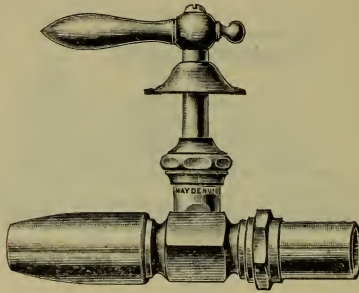


FIG. 442-D. (Camphor)

LEAD PIPE BOTH ENDS.

Size, inch	$\frac{1}{2}$	$\frac{5}{8}$	$\frac{3}{4}$	1
Finished Flange and Handle, per doz. . . .	\$23.00	28.00	35.00	55.00
Nickel Plated Flange and Handle, per doz.	27.00	33.00	41.00	65.00




FIG. 442-E. (Canab)

IRON PIPE BOTH ENDS.

Size, inch	$\frac{1}{2}$	$\frac{5}{8}$	$\frac{3}{4}$	1
Finished Flanged and Handle, per doz. . . .	\$23.00	28.00	35.00	55.00
Nickel Plated Flange and Handle, per doz.	27.00	33.00	41.00	65.00

For Lead and Iron Pipe, same list as above.

FULLER BASIN COCKS.

We regularly furnish our Fuller Basin Cocks Right and Left hand and with shanks same as Fig. 226, page 76, with Lead Pipe couplings and ground face swivels, which are heavy enough to stand threading $\frac{1}{4}$ inch Iron Pipe, male.

We pack them in paste-board boxes in pairs one (1) each Right and Left, both the plain handle and those marked "Hot" and "Cold."

No. O.




FIG. 443. (Canal)

Height above slab $4\frac{1}{4}$ inches.

Nickel Plated, per doz	\$40.00
For China Handles add, per doz.....	15.00

For Special Handles see page 297.

For Special Couplings see page 305.

FULLER BASIN COCKS.

WITH UNION BODY.

No. O-A.




FIG. 443-A. (Canard)

Height above slab $4\frac{1}{4}$ inches.

Nickel Plated, per doz.	\$54.00
For Tube with Beaded End like Fig 446 add, per doz.	6.00
For China Button Top "Hot" or "Cold" like Fig. 443-B } add, per doz.	5.00

For Special Handles see page 297.

For Special Couplings see page 305.

FULLER BASIN COCKS.

CHINA BUTTON TOP "HOT" OR "COLD."

No. O-B.




FIG. 443-B.. (Canary)

Height above slab $4\frac{1}{8}$ inches.

Nickel Plated, per doz. \$45.00

For Special Handles see page 297.

For Special Couplings see page 305.

FULLER BASIN COCKS.

No. 1.




FIG. 444. (Canca)

Height above slab $4\frac{3}{4}$ inches.

Nickel Plated, per doz.....	\$40.00
For China Handles add, per doz.....	15.00
For Special Handles see page 297.	
For Special Couplings see page 305.	

FULLER BASIN COCKS.

No. 2.




FIG. 445. (Cancy)

Height above slab $5\frac{3}{8}$ inches.

Nickel Plated, per doz.	\$44.00
For China Handles add, per doz.	15.00
For Special Handles see page 297.	
For Special Couplings see page 305.	

FULLER BASIN COCKS.

No. 3.




FIG. 446. (Candid)

Height above slab $5\frac{1}{4}$ inches.

Nickel Plated, per doz.	\$54.00
For China Handles add per doz	15.00

For Special Handles see page 297.

For Special Couplings see page 305.

FULLER BASIN COCKS.

No. 4.




FIG. 447. (Candle)

Height above slab 6 inches.

Nickel Plated, per doz.....	\$64.00
For China Handles add, per doz.....	15.00

For Special Handles see page 297.

For Special Couplings see page 305.

FULLER BASIN COCKS.

CHINA HANDLES "HOT" OR "COLD."

No. 4-A.




FIG. 447-A. (Candor)

Height above slab 6 inches.

Nickel Plated, per doz. \$79.00

With Handles marked "H" and "C" or Plain China Handles,
same list as above.

For Special Couplings see page 305.

FULLER BASIN COCKS.

NICKEL PLATED JEWEL CUP.

No. 4-B.




FIG. 448. (Candy)

Nickel Plated, per doz.....	\$76.00
For Gold Lined Jewel Cup add, per doz.....	9.00
For China Handles add, per doz.....	15.00

For Special Handles see page 297.

For Special Couplings see page 305.

FULLER BASIN COCKS.

LOW DOWN PATTERN.

No. 7.

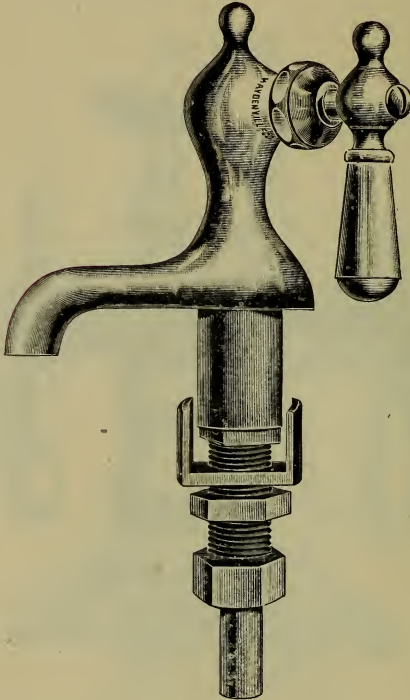


FIG. 449 (Cane)

Height above slab $3\frac{3}{4}$ inches.

Nickel Plated, per doz.....	\$60.00
For China Handles add, per doz.....	15.00

We also make this Basin Cock with iron socket on shank for enameled iron basins.

For Special Couplings see page 305.

FULLER BASIN COCKS.

PLAIN CHINA HANDLE.

No. 30.




FIG. 450. (Canine)

LARGE PATTERN.

Nickel Plated, per doz..... \$90.00

With China Handles marked "H" and "C" or "Hot" and
"Cold," same list as above.

For Special Couplings see page 305.

FULLER BASIN COCKS.

PLAIN CHINA HANDLE.

No. 31.




FIG. 450-A. (Canister)

LARGE PATTERN.

Nickel Plated, per doz..... \$100.00

With Handles marked "H" and "C" or "Hot" and "Cold,"
same list as above.

For Special Couplings see page 305.

FULLER DOUBLE BASIN COCKS.

NICKEL PLATED JEWEL CUP.

No. 13.




FIG. 451. (Canker)

Nickel Plated, each.....	\$14.00
For Gold Lined Jewel Cup add.....	.75
For Oval Soap Cup with loose tray Nickel Plated add.....	2.00
For China Handles add.....	2.50

Distance center to center, $1\frac{3}{8}$ inches.

Outside diameter of both shanks, $2\frac{3}{8}$ inches.

Diameter of flange, $3\frac{1}{8}$ inches.

For Special Couplings see page 305.

FULLER DOUBLE BASIN AND SHAMPOO COCK.

FOR TWO BASINS.




FIG. 451-A. (Cannib)

Finished or Nickel Plated (with Tubing and Sprinkler), each	\$25.00
For China Handles add, per handle	1.25

Also made in single fixture for one basin, each 20.00

For Special Couplings see page 305.

“HAYDENVILLE” COMBINATION LAVATORY FIXTURES.

FULLER PATTERN.




FIG. 451-B. (Cannon)

With China Handles “H” and “C” on supplies. China Top Waste. Tail pieces on supplies fitted $\frac{3}{8}$ inch or $\frac{1}{2}$ inch Iron Pipe, Male or Female.

Nickel Plated, each..... \$25.00
For Metal Top instead of China Top Waste, deduct50

Can also be furnished with Goose-Neck Shampoo Attachment.

Tail Piece on Basin Waste fits our Basin Traps, unless otherwise specified.

MEASUREMENTS FOR CUTTING MARBLE SLAB.

Distance center of Waste Hole to center each Supply Hole $1\frac{3}{16}$ inches.

Distance center to center of Cock Holes, 14 inches unless otherwise specified.

Diameter of Cock Holes $1\frac{1}{8}$ inches.

Diameter of Waste Hole $2\frac{1}{8}$ inches.

Diameter of Supply Holes $\frac{1}{2}$ inches.

FULLER PANTRY COCKS.

No. 1.

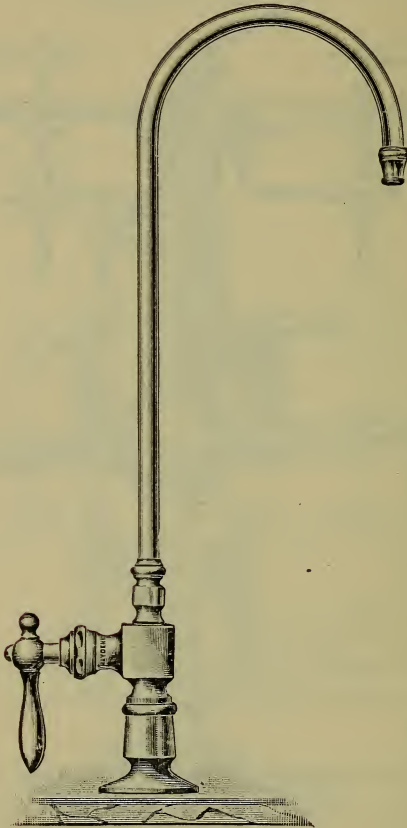


FIG. 452. (Cany)

Finished or Nickel Plated, per doz	\$42.00
For Hose End add, per doz	3.00
For China Handles add, per doz	15.00
For Special Couplings see page 305.	

FULLER PANTRY COCKS.

No. 2.

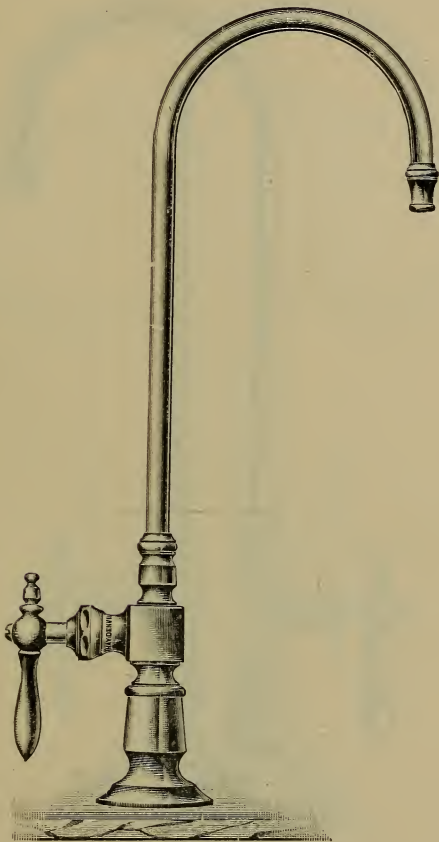


FIG. 453. (Canoe)

Finished or Nickel Plated, per doz.....	\$50.00
For Hose End add, per doz.....	3.00
For China Handles add, per doz.....	15.00

For Special Couplings see page 305.

FULLER PANTRY COCKS.

No. 3.

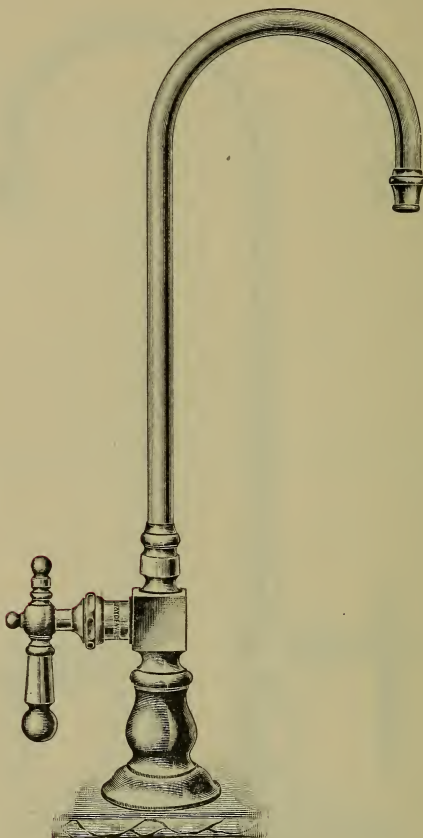


FIG. 454. (Caron)

Finished or Nickel Plated, per doz.....	\$72.00
For Hose End add, per doz.....	3.00
For China Handles add, per doz.....	15.00
For Special Couplings see page 305.	

FULLER PANTRY COCKS.

CHINA HANDLES "HOT" AND "COLD."

No. 3-A.

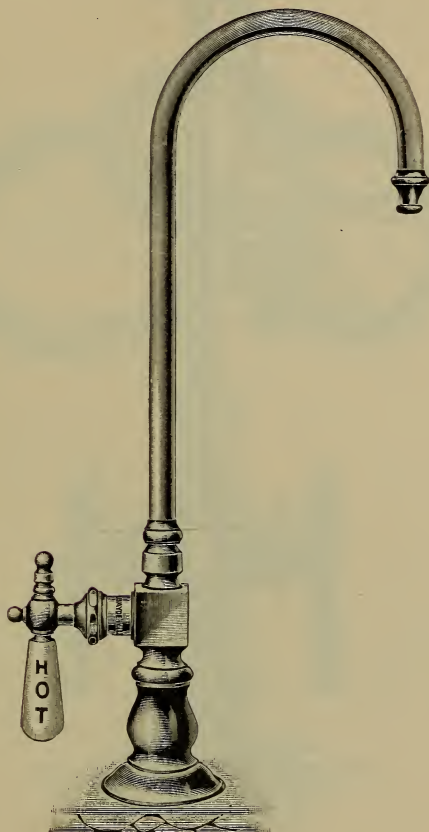


FIG. 455. (Canopy)

Finished or Nickel Plated, per doz.....	\$87.00
For Hose End add, per doz.....	3.00

With Handles marked "H" and "C," or Plain China Handles, same list as above.

For Special Couplings see page 305.

FULLER DOUBLE PANTRY COCKS.

No. 16.




FIG. 456. (Cont)

Finished or Nickel Plated, each.....	\$13.00
For Hose End add.....	.50
For China Handles add.....	2.50

Distance center to center $1\frac{3}{16}$ inches.

Outside diameter of both shanks $2\frac{3}{8}$ inches.

Diameter of flange $3\frac{1}{8}$ inches.

For Special Couplings see page 305.

FULLER DOUBLE SHAMPOO COCKS.

No 17.

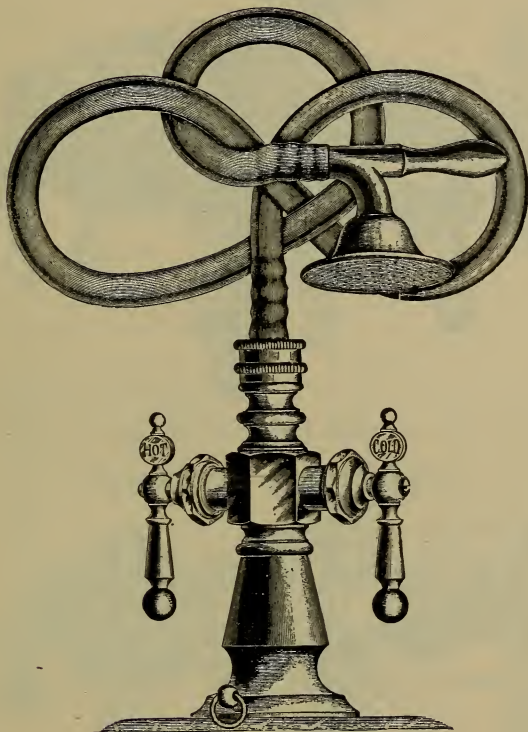


FIG. 457. (Cantata)

Finished or Nickel Plated, with Tubing and Sprinkler, each \$14.00
 For China Handles add..... 2.50

Distance center to center $1\frac{3}{8}$ inches.

Outside diameter of both shanks $2\frac{3}{8}$ inches.

Diameter of flange $3\frac{1}{8}$ inches.

For Special Couplings see page 305.

No. 4½ FULLER DOUBLE BATH COCKS.

WITH NICKEL PLATED RING CUP.

LEAD PIPE COUPLINGS.

Size ⅝ inch.

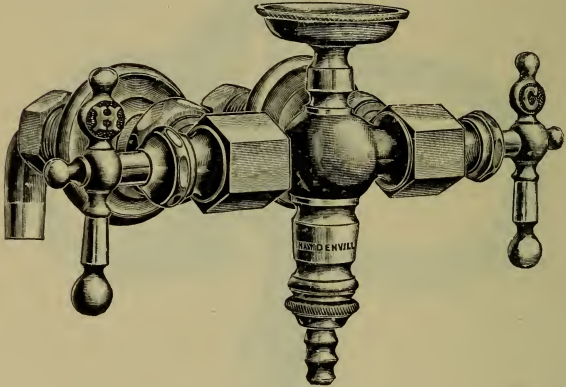


FIG. 458. (Canteen)

Spread, Center to Center 3½ inches.

Finished or Nickel Plated, each.....	\$12.00
For Gold-Lined Ring Cup, add75

WITH NICKEL PLATED OBLONG SOAP CUP.

Size of Cup 2¾ x 4⅜ inches (outside on top).

FIG. 458-A. (Canter)

(Not illustrated.)

Same as Fig. 458 except Oblong Soap Cup in place of Ring Cup.

Finished or Nickel Plated, each.....	\$17.00
For Gold-Lined Oblong Soap Cup, add.....	2.50

Fuller Bath Cocks with special spreads. Prices upon application.

For China Handles see page 297.

For Special Couplings see page 306.

No. 4 1/2 FULLER DOUBLE BATH COCKS.
WITH NICKEL PLATED RING CUP.

Finished Nickel Plated Couplings, Iron Pipe, Male.
Spread, Center to Center 3 1/2 inches.
Size 5/8 inch.

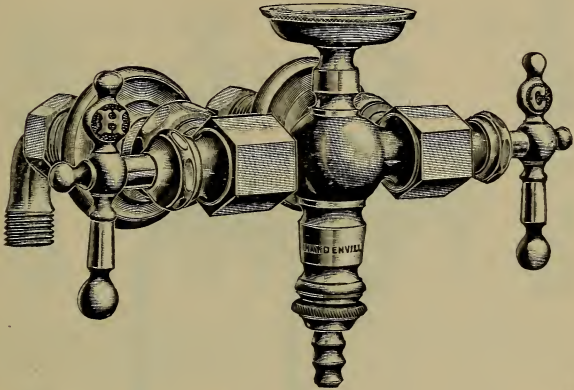


FIG. 458-B. (Cantic)

Finished or Nickel Plated, each..... \$13.25

WITH CHINA HANDLES—"HOT" AND "COLD."




FIG. 458-C. (Canto)

Finished or Nickel Plated, each..... \$18.00
For Gold-Lined Ring Cup, add..... .75
Fuller Bath Cocks with special spreads. Prices upon application.
For Special Couplings see page 306.

No. 4 ½ FULLER DOUBLE BATH COCKS

NICKEL PLATED RING CUP, WITH SUPPLY
PIPES COMPLETE.

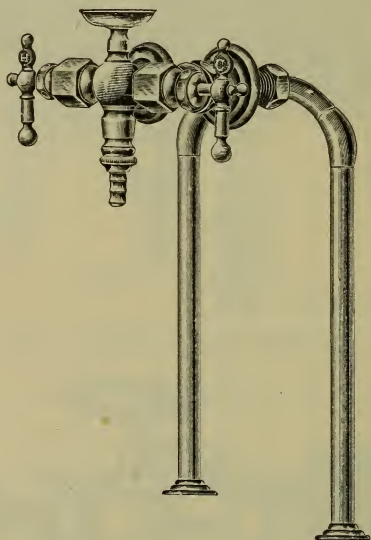


FIG. 460. (Canton)

With Nickel Plated ½ in. straight supplies complete, each	\$30.00
With Nickel Plated ½ in. 45° offset supplies complete, each	31.00
With Nickel Plated ½ in. 90° offset supplies complete, each	31.00
For Gold-Lined Ring Cup, add	.75
For China Handles, add	5.00

Center to center of straight supplies, 3 ½ inches.

Center to center of 45° offset supplies, 6 ½ inches.

Center to center of 90° offset supplies, 8 ¼ inches.

FULLER WORK HANDLES.

METAL AND CHINA.



No. 0.
For Basin
Cocks.



No. 1.
For Basin Cocks
and Bibbs.



No. 2.
For Basin
Cocks.



No. 3.
For Basin
Cocks.



No. 4.
For Basin
Cocks.



No. 5.
For Bath
Cocks.



No. 6.
China Handle
marked "H"
and "C."



No. 7.
China Handle
marked "Hot"
and "Cold."

These different styles of Handles can be put on any kind of Fuller Basin, Pantry or Double Bath Cocks. For prices see page 298.

EBONY AND IVORY HANDLES. (Not illustrated.)

Ebony Handle (genuine) add to regular lists, each Handle . . \$1.25
Ivory Handle (genuine) add to regular lists, each Handle . . . 5.00

FULLER REPAIRS.




Eccentric Spindle.

FIG. 461. (Capri)



Stem with Rubber Ball.

FIG. 462. (Capsic)



Rubber Ball.

FIG. 463. (Capsize)

Size, inch	1/2	5/8	3/4	1
Eccentric Spindle, Finished, per doz	\$3.00	3.00	4.00	6.00
Eccentric Spindle, Nickel Plated, per doz	3.50	3.50	4.50	7.00
Stem with Rubber Ball, per doz	3.00	3.00	4.00	6.00
Rubber Ball only, per doz75	.75	1.00	1.25

FULLER WORK HANDLES.

WITH SCREWS.

(See page 297.)

Nos.	0	1	2	3	4	5	6 & 7
Nickel Plated, per doz.	\$4.00	4.00	4.50	5.00	5.50	5.50	20.00

“BOSTON” SELF-CLOSING HOPPER VALVE.

WITH FINISHED FLANGE AND HANDLE.




FIG. 464. (Capstan)

Size, inch	5/8
Each	\$10.00

“CENTURY” CLOSET VALVE.
FOR PAN WATER CLOSETS.




FIG. 465. (Capsule)

Each	\$10.00
------------	---------

NICKEL PLATED LAVATORY SUPPLY PIPES.

WITH COUPLINGS OF BASIN COCKS ATTACHED.



No. 1
(Captain)



No. 2
(Caption)



No. 3
(Captious)



No. 4
(Captive)

WITH AIR CHAMBERS.




No. 5
(Capture)



No. 6
(Caraf)



No. 7
(Caram)



No. 8
(Carat)

Wheel Handle stops shown above are Fig. 368-A and Fig. 368-B.

Can be furnished with Slip Joint connections at same price if so ordered.

For List prices see the following page.

NICKEL PLATED LAVATORY SUPPLY PIPES.

WITH FINISHED AND NICKLE PLATED COUPLINGS ATTACHED, FOR IRON PIPE, FEMALE.

(See preceeding page for illustrations.)

				List.
No. 1.	3/8	inch, per pair	\$4.50
No. 1.	1/2	" " "	5.50
No. 2.	3/8	" " "	10.00
No. 2.	1/2	" " "	11.50
No. 3.	3/8	" " "	4.00
No. 3.	1/2	" " "	5.00
No. 4.	3/8	" " "	9.00
No. 4.	1/2	" " "	10.50
No. 5.	3/8	" " "	8.75
No. 5.	1/2	" " "	10.00
No. 6.	3/8	" " "	14.25
No. 6.	1/2	" " "	16.00
No. 7.	3/8	" " "	8.25
No. 7.	1/2	" " "	9.50
No. 8.	3/8	" " "	13.25
No. 8.	1/2	" " "	15.00

Prices include Floor Flanges.

Size, inch.....	3/8	1/2
Without couplings (tops threaded Iron Pipe, Male)		
deduct per pair.....	\$1.75	2.25

With slip joint connections (in place of couplings)		
deduct per pair.....	1.25	1.75

The stops on No. 2 and No. 6 are like Fig. 368-A, and on No. 4 and No. 8 are like Fig. 368-B.

IF WITH CHINA HANDLE LAVATORY STOPS.

Size, inch.....	3/8	1/2
With Four-Arm China Handle Stops like Fig. 368-C or Fig. 368-D, add, per pair.....	\$2.00	2.00

With Six-Arm China Handle Stops (not illustrated)add, per pair.....	3.75	3.75
---	------	------

With Dished Wheel Handle Stops, prices upon application.

NICKEL PLATED BATH SUPPLY PIPES.


WITH FINISHED AND NICKEL PLATED COUPLINGS.




No. 1 (Caravan)
Straight—no
Couplings.




No. 2 (Caravel)
Straight—with
Couplings.




No. 3 (Carbine)
With 45° Ells.
Spread 6½ inches.



No. 4 (Carbol)
With Long 45° Ells.
Spread 7½ inches.



No. 5 (Carbon)
With 90° Ells.
Spread 8¼ inches.



No. 6 (Carboy)
With 90° Ball Ells.
Spread 8¼ inches.

Spreads given above are for cocks 3½ inches center to center.
For special spreads, prices upon application.

For list prices see the following page.

NICKEL PLATED BATH SUPPLY PIPES.

WITH FINISHED AND NICKEL PLATED COUPLINGS

(See preceding page for illustrations.)

				List
No. 1.	$\frac{3}{8}$ inch,	per	pair.....	\$2.00
No. 1.	$\frac{1}{2}$	"	" " ".....	2.50
No. 2.	$\frac{3}{8}$	"	" " ".....	4.20
No. 2.	$\frac{1}{2}$	"	" " ".....	4.80
No. 3.	$\frac{3}{8}$	"	" " ".....	4.80
No. 3.	$\frac{1}{2}$	"	" " ".....	5.30
No. 4.	$\frac{3}{8}$	"	" " ".....	5.90
No. 4.	$\frac{1}{2}$	"	" " ".....	6.40
No. 5.	$\frac{3}{8}$	"	" " ".....	4.80
No. 5.	$\frac{1}{2}$	"	" " ".....	5.30
No. 6.	$\frac{3}{8}$	"	" " ".....	5.80
No. 6.	$\frac{1}{2}$	"	" " ".....	6.30

Prices include Floor Flanges.

IF WITH LAVATORY STOPS.

With Wheel Handle Stops like Fig. 368-A, add, per pair . . .	\$4.00
With Four-Arm China Top Stops like Fig. 368-C, add, per pair	5.50
With Six-Arm China Top Stops (not illustrated) add, per pair	7.00

With Dished Wheel Handles, prices upon application.

BARTHOLOMEW HOPPER VALVES.



FIG. 466. (Carcy)

SINGLE.

(Runs when weight is on.)

Each	\$6.00
------------	--------

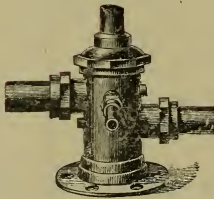


FIG. 467. (Cardin)

DOUBLE.

(Runs after weight is removed.)

Each	\$9.00
------------	--------

BASIN COCK COUPLINGS.



No. 1 (Care)

For Lead Pipe.



No. 2 (Careen)

For Iron Pipe, Male.



No. 3 (Career)

For Iron Pipe, Female.

For prices different Couplings add to the regular list of Basin Cocks (Ground Key, Compression, Fuller and Self-closing), all styles, the following :—

	Per Doz.
A. For Rough Nickel Plated, $\frac{1}{4}$ inch Iron Pipe, Male	\$1.00
B. For Rough Nickel Plated, $\frac{3}{8}$ inch Iron Pipe, Male	4.00
C. For Rough Nickel Plated, $\frac{1}{2}$ inch Iron Pipe, Male	5.00
D. For Rough Nickel Plated, $\frac{3}{8}$ inch Iron Pipe, Female	5.00
E. For Rough Nickel Plated, $\frac{1}{2}$ inch Iron Pipe, Female	6.00
F. For Finished and Nickel Plated, $\frac{1}{4}$ inch Iron Pipe, Male	4.50
G. For Finished and Nickel Plated, $\frac{3}{8}$ inch Iron Pipe, Male	5.00
H. For Finished and Nickel Plated, $\frac{1}{2}$ inch Iron Pipe, Male	6.00
I. For Finished and Nickel Plated, $\frac{3}{8}$ inch Iron Pipe, Female	6.00
J. For Finished and Nickel Plated, $\frac{1}{2}$ inch Iron Pipe, Female	7.00
K. For Finished and Nickel Plated, Lead Pipe	3.50

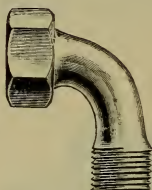
If furnished separately without Cocks, add to the above lists \$2.00 per doz.

When ordering always designate these letters to avoid errors.

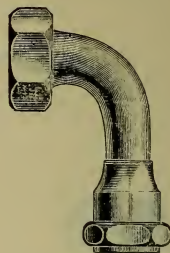
DOUBLE BATH COCK COUPLINGS.



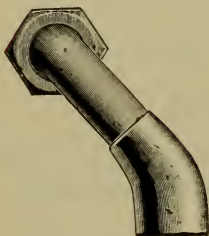
No. 7 (Caref)
For Lead Pipe.



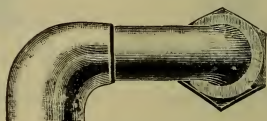
No. 8 (Careg)
For Iron Pipe, Male.



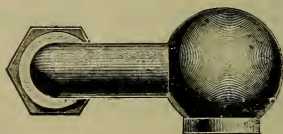
No. 9 (Caress)
For Iron Pipe, Female.



No. 10 (Caret)
For Iron Pipe, Female,
with 45° Coupling.



No. 11 (Cargo)
For Iron Pipe, Female, with
90° Coupling.



No. 12 (Cark)
For Iron Pipe, Female, with
90° Ball Ell Coupling.

For distance of Spreads of Couplings see page 291.

For prices different Couplings add to the regular list of Compression and Fuller Double Bath Cocks, all styles, the following:—
Per Cock.

A.	For Rough Nickel Plated, $\frac{3}{8}$ inch Iron Pipe, Male.....	\$.45
B.	For Rough Nickel Plated, $\frac{1}{2}$ inch Iron Pipe, Male.....	.55
C.	For Rough Nickel Plated, $\frac{3}{8}$ inch Iron Pipe, Female....	1.25
D.	For Rough Nickel Plated, $\frac{1}{2}$ inch Iron Pipe, Female....	1.40
E.	For Finished, Nickel Plated, $\frac{3}{8}$ inch Iron Pipe, Male ...	1.10
F.	For Finished, Nickel Plated, $\frac{1}{2}$ inch Iron Pipe, Male ...	1.25
G.	For Finished, Nickel Plated, $\frac{3}{8}$ inch Iron Pipe, Female..	2.10
H.	For Finished, Nickel Plated, $\frac{1}{2}$ inch Iron Pipe, Female..	2.25
I.	For Finished, Nickel Plated, Ball Ell, $\frac{3}{8}$ in. I. P., Female	3.35
J.	For Finished, Nickel Plated, Ball Ell, $\frac{1}{2}$ in. I. P., Female	3.50
K.	For Finished and Nickel Plated, Lead Pipe.....	1.25

When ordering always designate these letters to avoid errors.

MISCELLANEOUS BRASS WORK.

BASIN PLUGS, METAL STOPPERS.



FIG. 486. (Carmine)

COMMON OVERFLOW.

Size, inch	1	1 1/4
Finished, per doz.	\$7.50	10.50
Nickel Plated, per doz.	8.50	11.50



FIG. 487. (Carnage)

PATENT OVERFLOW.

Size, inch	1	1 1/4
Finished, per doz.	\$8.50	11.50
Nickel Plated, per doz.	9.50	12.50

With Rubber Stoppers see page 314.

Unless otherwise ordered, we always furnish 1-inch size.

For other lengths of Shanks and diameters of Flanges, prices upon application.

BASIN GRATES.

WITH DETACHABLE STRAINERS.



FIG. 488. (Carnal)

Size, inch	1
Finished, per doz.	\$20.00
Nickel Plated, per doz.	21.00
With Bent Coupling add, per doz.....	3.00

OVERFLOW GRATES.

WITH DETACHABLE STRAINERS, FOR IRON TUBS.

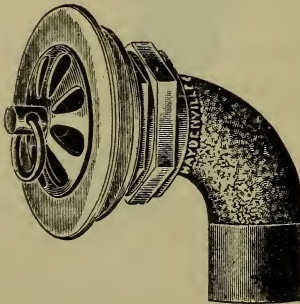


FIG. 488-A. (Carnival)

Finished, per doz.....	\$24.00
Nickel Plated, per doz.	27.00

LONG PATTERN PLUGS. FOR PORCELAIN SINKS—PATENT OVERFLOW.



FIG. 489. (Carol)

Length top of Flange to bottom of Tail piece, 6 inches.

Size $1\frac{1}{4}$ inch.

	Finished.	Nickel Plated.
Diameter of Flange $2\frac{1}{4}$ inches, per doz.	\$33.00	36.00
Diameter of Flange $2\frac{1}{2}$ inches, per doz.	35.00	38.00

WASH TRAY AND SINK PLUGS. FOR SLATE OR SOAPSTONE TRAYS AND SINKS.




FIG. 490. (Carom)

Size, inch.....	1	1 $\frac{1}{4}$	1 $\frac{1}{2}$	2
Finished, per doz.....	\$15.00	16.00	26.00	40.00
Nickel Plated, per doz.....	17.00	19.00	29.00	44.00
Diameter of Flange, inches	2 $\frac{7}{8}$	3	3 $\frac{3}{8}$	3 $\frac{5}{8}$

With Rubber Stoppers, see page 314.

For other lengths of Shanks and diameters of Flanges, prices upon application.

WASH TRAY AND SINK PLUGS.
 FOR SLATE OR SOAPSTONE TRAYS AND SINKS.
 Shanks Threaded Iron Pipe.




FIG. 491. (Carot)

Size, inch	$\frac{3}{4}$	1	$1\frac{1}{4}$	$1\frac{1}{2}$	2
Finished, per doz.....	\$11.00	12.00	13.00	20.00	30.00
Nickel Plated, per doz....	12.00	13.00	15.00	22.00	32.00
Diameter of Flange.....	2	2	$2\frac{3}{4}$	$2\frac{3}{4}$	$2\frac{3}{4}$

BATH PLUGS.
 FOR IRON TUBS.




FIG. 492. (Carousal)

Size, inch	$1\frac{1}{2}$
Finished, per doz.....	\$26.00
Nickel Plated, per doz.	29.00

PORCELAIN SINK GRATES. WITH DETACHABLE STRAINERS.




FIG. 494. (Carp)

FOR KITCHEN SINKS.

Diameter of Flange, $3\frac{5}{16}$ inches; size of Coupling, $1\frac{3}{4}$ inches.

Finished, per doz.....	\$48.00
Nickel Plated, per doz.....	51.00




FIG. 495. (Carpenter)

FOR SLOP SINKS.

Diameter of Flange, $3\frac{7}{8}$ inches; size of Coupling, $1\frac{3}{4}$ inches.

Finished, per doz.....	\$50.00
Nickel Plated, per doz.....	53.00
With Bent Coupling, Finished or Nickel Plated, add, per doz.	2.00

OVERFLOW GRATES.

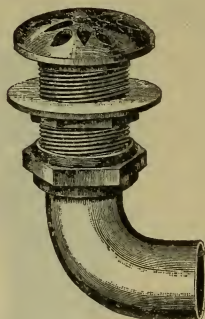


FIG. 496. (Carpet)

WITH DETACHABLE STRAINER FOR TRAYS
AND SINKS.

Diameter of Flange, $2\frac{1}{8}$ inches; size of Coupling, $1\frac{1}{4}$ inches.

Finished, per doz.....	\$36.00
Nickel Plated, per doz.....	39.00

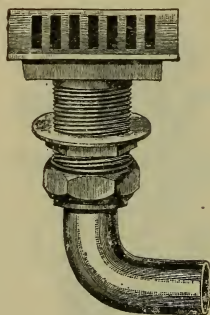


FIG. 497. (Carriage)

FOR PANTRY SINKS.

Size of Top, $2\frac{1}{8} \times 1\frac{3}{4}$ inches; size of Coupling, $\frac{3}{4}$ inches.

Finished, per doz.....	\$24.00
Nickel Plated, per doz.....	27.00

The above Grates are adapted for use on both Earthenware and Porcelain.

SINK PLUGS.

FOR SLATE OR SOAPSTONE SINKS—WIDE SHANK.




FIG. 498. (Carrier)

Diameter of Flange, $2\frac{7}{8}$ inches.

Size Coupling, $1\frac{1}{2}$ inch.

	Finished.	Nickel Plated.
Per doz.....	\$26.00	29.00

For other lengths of Shanks and width of Flanges, to order.

BATH PLUGS.

Metal Stoppers.



FIG. 499. (Carrim)

WASH TRAY PLUGS.

Metal Stoppers.



FIG. 500. (Carrot)

Size, inch.....	$\frac{3}{4}$	1	$1\frac{1}{4}$	$1\frac{1}{2}$
Fig. 499, Finished, per doz.....	\$2.00	2.50	3.00	4.00
Fig. 499, Nickel Plated, per doz.....	2.50	3.00	3.50	4.50
Fig. 500, Finished, per doz.....	..	5.00	6.00	7.00
Fig. 500, Nickel Plated, per doz.....	..	6.50	7.50	8.75
Size, inch.....	2	$2\frac{1}{2}$	3	4
Fig. 499, Finished, per doz.....	7.00	15.00	18.00	36.00
Fig. 499, Nickel Plated, per doz.....	8.00	17.00	21.00	40.00
Fig. 500, Finished, per doz.....	10.00	17.00	22.00	44.00
Fig. 500, Nickel Plated, per doz.....	13.00	20.00	25.00	50.00

With Rubber Stoppers, see page 314.

PLUGS WITH RUBBER STOPPERS.

(Not illustrated.)

BASIN PLUGS WITH RUBBER STOPPERS.

FIG. 486-A. (Cart)

COMMON OVERFLOW.

Size, inch	1
Finished, per doz.	\$4.50
Nickel Plated, per doz.	5.50

FIG. 487-A. (Cartage)

PATENT OVERFLOW.

Size, inch	1
Finished, per doz.	\$5.00
Nickel Plated, per doz.	6.00

Like Fig. 486 and Fig. 487, page 307, except with Rubber Stopper.

WASH TRAY AND SINK PLUGS

For Slate or Soapstone Trays and Sinks, with Rubber Stoppers.

FIG. 490-A. (Cartel)

Size, inch	1	1¼	1½	2
Finished, per doz.	\$8.00	9.00	13.50	20.00
Nickel Plated, per doz.	9.00	10.50	15.00	22.50

Like Fig. 490, page 309, except with Rubber Stopper.

BATH PLUGS WITH RUBBER STOPPERS.

FIG. 499-A. (Cartoon)

Size, inch	¾	1	1¼	1½	2	2½	3	4
Finished, per doz.	\$1.75	2.00	2.25	3.50	5.00	8.00	12.00	25.00
Nickel Plated, per doz.	2.25	2.50	2.75	4.00	6.00	11.00	16.00	30.00

Like Fig. 499, page 313, except with Rubber Stopper.

WASH TRAY PLUGS WITH RUBBER STOPPERS.

FIG. 500-A. (Cartridge)

Size, inch	1	1¼	1½	2	2½	3	4
Finished, per doz.	\$2.50	3.25	4.00	6.00	9.00	13.00	26.00
Nickel Plated, per doz.	3.50	4.25	5.00	7.50	12.00	17.00	31.00

Like Fig. 500, page 313, except with Rubber Stopper.

RUBBER STOPPERS, ONLY.

(Not illustrated.)

FIG. 500-B. (Carve)

Size, inch	¾	7/8	1	1⅛	1¼	1½	2	2½	3
Per doz.	\$1.20	1.20	1.20	1.25	1.50	2.00	3.00	4.00	5.00

BRASS TRAP SCREWS.



FIG. 501. (Cascade)
Square Head.

Size, inch	1/2	3/4	1	1 1/4	1 1/2	2	2 1/2
Finished, per doz.	\$1.80	2.25	2.50	3.00	4.00	7.00	10.00
Nickel Plated, per doz.	4.00	4.50	5.00	6.00	7.50	11.00	15.00
Size, inch			3	3 1/2	4	5	6
Finished, per doz.			\$15.00	18.00	20.00	27.50	42.50
Nickel Plated, per doz.			20.00	23.50	26.00	36.50	54.50



FIG. 501-A. (Case)
With Socket.

We also make above sizes with projecting flange.

VENTILATING TRAP SCREWS. PLAIN FACE COUPLINGS.



FIG. 503. (Casemate)
With Straight Coupling.



FIG. 504. (Casement)
With Bent Coupling.

Fig. 503.

Size, inch.		3	3 1/2	4	5
Finished, with 1 1/4 inch Coupling, per doz.	\$19.50	23.50	26.50	34.00	
Nickel Plated	27.00	32.00	36.50	49.00	
Finished, with 1 1/2 inch Coupling, per doz.	21.00	25.00	28.00	35.50	
Nickel Plated	28.50	33.50	38.00	50.50	
Finished, with 2 inch Coupling, per doz.	23.00	27.00	30.00	37.50	
Nickel Plated	30.50	35.50	40.00	52.50	

Fig. 504.

Size, inch.		3	3 1/2	4	5
Finished, with 1 1/4 inch Coupling, per doz.	\$21.50	25.50	28.50	36.00	
Nickel Plated	29.00	34.00	38.50	51.00	
Finished, with 1 1/2 inch Coupling, per doz.	23.00	27.00	30.00	37.50	
Nickel Plated	30.50	35.50	40.00	52.50	
Finished, with 2 inch Coupling, per doz.	25.00	29.00	32.00	39.50	
Nickel Plated	32.50	37.50	42.00	54.50	

If with Ground Face add to above lists, all sizes, \$1.00 per doz.

BATH WASTES AND WASHERS.

BATH SLIDE.



FIG. 505. (Cash)

FIG. 506. (Cashier)
With Stand Pipe.

FIG. 507. (Cashmere)

BATH WASTES AND WASHERS.

Fig. 505.

Size, inch.....	1	1¼	1½	2
Finished, per doz.....	\$9.00	11.00	15.00	21.00
Nickel Plated, per doz.....	11.00	13.00	17.00	24.00
Size, inch.....	2½	3	4	5
Finished, per doz.....	\$29.00	42.00	68.00	100.00
Nickel Plated, per doz.....	33.00	47.00	74.00	108.00

BATH WASTES AND WASHERS WITH STAND PIPES.

Fig. 506.

Size, inch.....	1	1¼	1½
Finished, per doz.....	\$29.00	39.00	50.00
Nickel Plated, per doz.....	34.00	45.00	58.00

Larger sizes, prices upon application.

BATH SLIDES.

Fig. 507.

Finished, per doz.....	\$20.00
Nickel Plated, per doz.....	25.00

SINK WASTES AND WASHERS.

WITH LOCK NUT AND COUPLING.




FIG. 508. (Casing)

Size, inch.....	1¼	1½
Finished, per doz.....	\$30.00	40.00
With Stand Pipe, per doz.....	58.00	75.00

WASH TRAY WASTES AND WASHERS.

WITH FLANGE.




FIG. 508-A. (Casing)

Size, inch.....	1¼	1½	2
Finished, per doz.....	\$10.00	17.00	21.00
With Stand Pipe, per doz.....	38.00	52.00	70.00

Larger sizes of Fig. 508 and Fig. 508-A, prices upon application.

TANK VALVES.

WASTE VALVES.




FIG. 509. (Cask)



FIG. 510. (Casket)

Size, inch.....	1/2	3/4	1	1 1/4	1 1/2		
Fig. 509, per doz.....	\$9.00	10.00	11.00	12.00	20.00		
Size, inch.....	1 3/4	2	2 1/4	2 1/2	3	3 1/2	4
Fig. 509, per doz.....	\$24.00	25.00	31.00	35.00	51.00	74.00	86.00
Size, inch.....		3/4	1	1 1/4	1 1/2	2	
Fig. 510, each.....		\$0.75	1.00	1.25	1.75	2.25	

HEAVY BRASS SEWER VALVES.

Body and Cover Ground Face to Face.




FIG. 511. (Cassock)

Size, inch.....	2	2 1/2	3	4	5
Each.....	\$1.50	2.00	2.50	4.00	7.00
Size, inch.....		6	8	9	10
Each.....		\$10.00	18.00	24.00	30.00

Can also be made with bead for calking.

SUGAR WAGON VALVES.




FIG. 512. (Caster)

Size, inch.....	$\frac{3}{4}$	1
Finished, each.....	\$1.25	1.50




FIG. 513. (Casting)

Size, inch.....	$\frac{3}{4}$	1
Finished, each.....	\$1.60	1.85

Regularly furnished with Threads Iron Pipe Gauge.

We make a specialty of Sugar Valves of different styles and sizes, with and without couplings, to order.

Prices furnished upon application.

VACUUM VALVES.

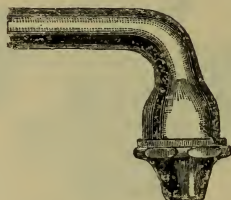


FIG. 514. (Castle)

"BOSTON" PATTERN LEAD PIPE.

Size, inch.....	$\frac{3}{8}$	$\frac{1}{2}$	$\frac{5}{8}$	1
Finished, per doz.....	\$15.00	16.00	18.00	21.00

Iron Pipe Male, with or without Shoulder, and Iron Pipe Female, add to list all sizes, per doz..... \$1.00




FIG. 514-A. (Castor)

Coupling $\frac{1}{4}$ inch.

Size, inch	$\frac{3}{4}$
Finished, each	\$5.00

“HAYDENVILLE” IMPROVED VACUUM AND SAFETY VALVE.

(Patented Dec. 3, 1901.)

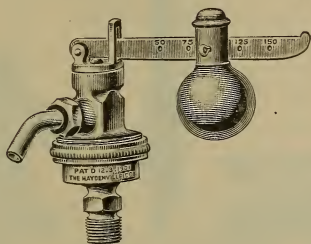


FIG. 514-A. (Casual)

PREVENTS RANGE BOILERS FROM COLLAPSING OR BURSTING.

Made for $\frac{1}{2}$ inch Lead Pipe and $\frac{1}{2}$, $\frac{3}{4}$ and 1 inch Iron Pipe.

Finished, each \$10.00

The “HAYDENVILLE” is superior—*because*

other makes have rubber discs. The “Haydenville” discs are metal. Rubber discs stick and are not reliable. The “Haydenville” are metal, and can’t stick. Rubber gives out in a few months, while metal lasts for years.

Others have springs to adjust the pressure. The “Haydenville” has a lever and weight.

Springs are not reliable. The lever and weight are positive. A mistake of from 25 to 100 pounds can be easily made in adjusting a spring, whereas the “Haydenville” has pound pressure marked on lever, and it is impossible to make mistake adjusting.

With others, a vacuum is possible, with “Haydenville” impossible.

Can be used on high or low water pressure. Action is positive.

The name of “Haydenville” on it is a guarantee of perfect construction.

Printed instructions for setting up, furnished with each valve.

CISTERN VALVES.



FIG. 515. (Cata)


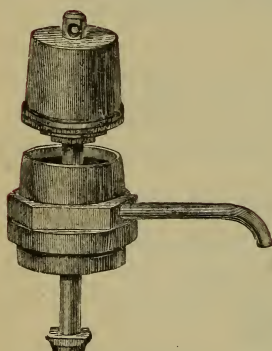
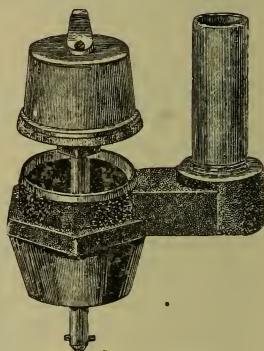
FIG. 516-A. (Catab)
With Ventilating Tube.

FIG. 517. (Catap)

FIG. 518. (Catar)
WITH AIR TUBE.FIG. 519. (Catch)
"BOSTON" PATTERN.

	Size.	Per Doz.
Fig. 515.	1½ inches.	\$15.00
Fig. 515. With Air Tube (not illustrated).	1½ "	18.50
Fig. 516-A.	2 "	39.00
Fig. 516-A.	2½ "	49.00
Fig. 517.	1¼ "	33.00
Fig. 517.	1½ "	40.00
Fig. 518.	1¼ "	36.50
Fig. 518.	1½ "	43.50
Fig. 519.	2½ "	55.00

We manufacture a variety of sizes and styles of cistern valves not illustrated in this catalogue. Prices, sizes, etc., upon application.

CLOSET CRANKS.

CAST IRON.



FIG. 519-D. (Catgu)
Vertical.



FIG. 519-E. (Catho)
Horizontal.

Per doz..... \$10.00

Per doz..... \$10.00

CLOSET LEVERS.

CAST IRON.




FIG. 519-F. (Cattel)

Per doz..... \$22.00

BASIN CLAMPS.

No. 1.

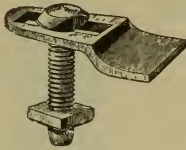


FIG. 529. (Caucus)
Small.

No. 2.

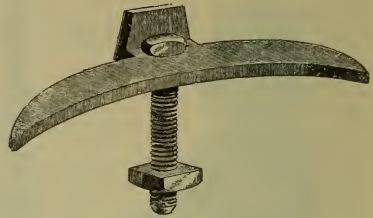


FIG. 530. (Caudal)
Crescent.

No. 3.



FIG. 531. (Caudle)
Large.

Fig. 529.	Rough.....	per doz.....	\$1.25
Fig. 529.	Nickel Plated Nut.....	"	2.50
Fig. 530.	Rough, small.....	"	1.50
Fig. 530.	Rough, large.....	"	2.50
Fig. 530.	Nickel Plated Nut, small	"	2.75
Fig. 530.	Nickel Plated Nut, large	"	4.00
Fig. 531.	Rough.....	"	2.00
Fig. 531.	Nickel Plated Nut.....	"	3.50

RAISED BRASS STRAINERS.




FIG. 533. (Cause)
With Flange.



FIG. 534. (Caustic)
With Trap Screw.

Size, inch.....	2	2½	3	4	
Fig. 533.	Finished, per doz.....	\$8.00	12.00	18.00	24.00
Fig. 533.	Nickel Plated, per doz..	10.00	15.00	22.00	30.00
Fig. 534.	Finished, per doz.....	15.00	21.00	30.00	48.00
Fig. 534.	Nickel Plated, per doz..	17.00	24.00	34.00	54.00

Fig. 534 can be furnished for Iron Pipe connection, or with Lock Nut and Coupling for Lead Pipe. Prices on application.

BRASS STRAINERS.



FIG. 535. (Caut)
Plain.



FIG. 536. (Cautio)
Fancy.



FIG. 537. (Caval)
Convex.

Fig. 535.

Size, inch.....	$\frac{3}{4}$	1	$1\frac{1}{4}$	$1\frac{1}{2}$	2	
Finished, per doz.....	\$.60	.85	1.20	1.45	1.80	
Nickel Plated, per doz.....	1.00	1.25	1.75	2.25	3.00	
Size, inch.....	$2\frac{1}{2}$	3	$3\frac{1}{2}$	4	5	6
Finished, per doz.....	\$2.40	3.00	3.60	4.80	9.00	12.00
Nickel Plated, per doz.....	4.20	5.00	6.00	7.00	12.00	16.00

Fig. 536.

Size, inch.....	$\frac{3}{4}$	1	$1\frac{1}{4}$	$1\frac{1}{2}$	2	
Finished, per doz.....	\$.60	.85	1.20	1.45	1.80	
Nickel Plated, per doz.....	1.00	1.25	1.75	2.25	3.00	
Size, inch.....	$2\frac{1}{2}$	3	$3\frac{1}{2}$	4	5	6
Finished, per doz.....	\$2.40	3.00	3.60	4.80	9.00	12.00
Nickel Plated, per doz.....	4.20	5.00	6.00	7.00	12.00	16.00

Fig. 537.

Size, inch.....	$\frac{3}{4}$	1	$1\frac{1}{4}$	$1\frac{1}{2}$	2
Finished, per doz.....	\$.95	1.40	1.80	2.40	3.00
Nickel Plated, per doz.....	1.50	2.00	2.50	4.25	5.25
Size, inch.....	$2\frac{1}{2}$	3	4	5	6
Finished, per doz.....	\$3.60	4.20	6.00	12.00	15.00
Nickel Plated, per doz.....	6.25	7.25	9.00	17.00	22.00

CAST BRASS NAME PLATES.

FINISHED OR NICKEL PLATED.



No. 1. (Cavalry)

Engraved Plate, $2\frac{9}{16}$ x $3\frac{1}{2}$ inches.

No. 2. (Cave)

 $2\frac{1}{8}$ x $5\frac{1}{4}$ inches.

No. 3. (Caveat)

 $3\frac{3}{8}$ inches Diameter.

Prices upon application.

We manufacture many other styles and sizes of Name Plates, Trade Marks, etc., in brass, bronze, etc. Prices upon application.

LEAD TACK MOULDS.

SINGLE AND DOUBLE.




FIG. 538-A. (Cavern)



FIG. 538-B. (Cavity)

Single—Plain Pattern.

Single—Star Pattern.

Each..... \$2.50

Each..... \$3.00



FIG. 538-C. (Caw)



FIG. 538-D. (Cecity)

Double—Plain Pattern.

Double—Star Pattern.

Each..... \$3.50

Each..... \$4.00

We also make Tack Moulds with name and address. Prices upon application.

WATER FILTERS.

“Hygeia”

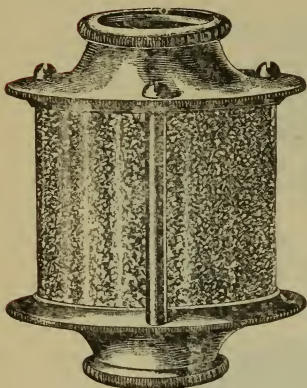


FIG. 539. (Cedar)
Glass cylinder.
Height 4¼ inches.
Reversible.

“Sanito”




FIG. 540. (Ceil)
Height 3½ inches.
Reversible.

“Puro”



FIG. 541. (Celeb)
Height 3⅜ inches.
Reversible.

“Croton”
No. 1.



FIG. 542. (Celeg)
Height 1⅞ inch.

“Croton”
No. 2.



FIG. 543. (Celio)
Height 1¾ inch.
Nickel
Finished. Plated.

Fig. 539.	Per doz	\$19.00	21.00
Fig. 540.	Per doz	18.00	20.00
Fig. 541.	Per doz	12.00	13.50
Fig. 542.	Per doz	5.00	6.00
Fig. 543.	Per doz	4.00	5.00

BRASS URINAL TRAPS.

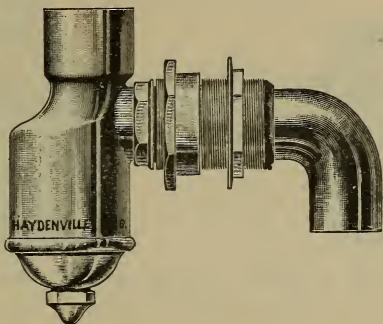


FIG. 545 (Cell)

Waste Coupling 1½ inches.

Nickel Plated, each..... \$6.00

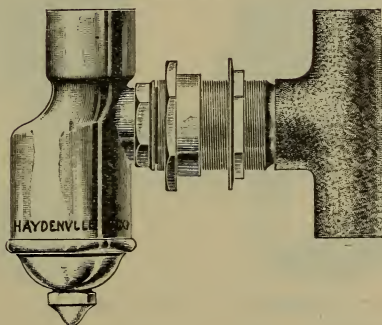


FIG. 546. (Cellar)

Waste and Vent 1½ inches.

Nickel Plated, each..... \$6.50

Coupling on Fig. 545 can also be furnished Iron Pipe, Male or Female.

URINAL SHIELDS.




FIG. 549. (Cement)
Corner Top.




FIG. 550. (Censor)
Flat Top.

Fig. 549.	Finished, each	\$2.15
Fig. 549.	Nickel Plated, each	2.50
Fig. 550.	Finished, each	2.65
Fig. 550.	Nickel Plated, each	3.00




FIG. 551. (Censure)
Corner Bottom.

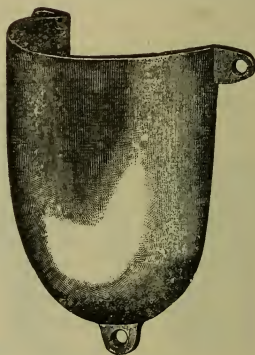


FIG. 552. (Census)
Flat Bottom.

Fig. 551.	Finished, each	\$3.25
Fig. 551.	Nickel Plated, each	3.75
Fig. 552.	Finished, each	3.75
Fig. 552.	Nickel Plated, each	4.25

Fig. 551 can be furnished full like 552, if so ordered.

Fig. 552 can be furnished cut out like 551, if so ordered.

ADJUSTABLE URINAL INLET CONNECTIONS.

WITH SLIP JOINT.

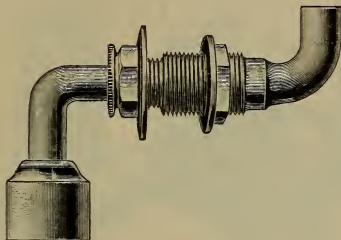


FIG. 552-A. (Centa)

FOR LEAD PIPE.

Nickel Plated, each..... \$4.00

Can also be furnished with straight coupling.

ADJUSTABLE URINAL OUTLET CONNECTIONS.

WITH SLIP JOINT AND CLEAN-OUT.

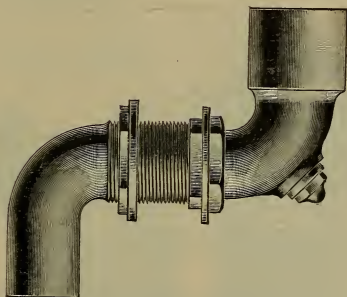


FIG. 552-B. (Centaur)

FOR LEAD PIPE.

Nickel Plated, each..... \$6.00

Can also be furnished with straight coupling.

Can be furnished with Vent Tee at outlet instead of Elbow as illustrated.

Tail pieces can be fitted for Iron Pipe, Male or Female, instead of Lead Pipe, at slightly additional cost.

URINAL INLET CONNECTIONS.



FIG. 552-C. (Centero)

FOR LEAD PIPE.

Nickel Plated, each..... \$1.75

For Iron Pipe without shoulder, same list as above.

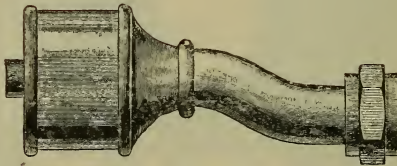


FIG. 552-D. (Centip)

FOR IRON PIPE, FEMALE.

Nickel Plated, each..... \$2.00

For Urinal Vent Tees see page 351.

BRASS FERRULES.



FIG. 553.
Straight.



FIG. 553-A.
Reducing.



FIG. 553-B.
Straight
with Hub.



FIG. 553-C.
Eighth
Bend.




FIG. 553-D.
Eighth Bend
with Hub.



FIG. 553-E.
Quarter Bend.




FIG. 553-G.
Long Hub.



FIG. 553-H.
Straight
with Coupling.



FIG. 553-J
With Trap Screw.



FIG. 553-K.
Iron Body.
With Trap Screw.



FIG. 553-L.
With Ventilating
Trap Screw.
Straight or
Bent
Coupling.



FIG. 553-M
With Plug
Screw.
Extra Heavy.
Iron Pipe
Threads.

BRASS FERRULES.

STRAIGHT.

FIG. 553. (Century.)

(For illustration see page 333.)

FOR STANDARD PIPE.

Size.	Length.	Per doz.	Size.	Length.	Per doz.
2 inch...	3 inch....	\$5.50	4 inch....	3¼ inch....	\$13.50
2 inch...	3⅛ inch....	5.75	*4 inch....	3½ inch....	14.70
2 inch...	3¼ inch....	6.00	4 inch....	3¾ inch....	15.90
*2 inch...	3½ inch....	6.50	4 inch....	4 inch....	17.10
2 inch...	4 inch....	7.50	4 inch....	4⅜ inch....	18.90
2 inch...	4¼ inch....	8.00	4 inch....	4½ inch....	19.50
2 inch...	4½ inch....	8.50	4 inch....	5 inch....	21.90
2 inch...	5 inch....	9.50	4 inch....	6 inch....	26.70
2 inch...	6 inch....	11.50	4 inch....	8 inch....	36.30
*3 inch...	3½ inch....	10.60	5 inch....	4⅜ inch....	26.40
3 inch...	4 inch....	11.60	6 inch....	4¾ inch....	36.00
3 inch...	4⅛ inch....	11.85	*6 inch....	5½ inch....	43.20
3 inch...	5 inch....	13.60

FOR EXTRA HEAVY PIPE.

Size.	Length.	Per doz.	Size.	Length.	Per doz.
*2 inch...	4 inch....	\$8.00	*4 inch....	4½ inch....	\$20.20
2 inch...	4¼ inch....	8.40	4 inch...	5¼ inch....	23.00
3 inch...	4½ inch....	12.50	5 inch....	5¼ inch....	36.00

Ferrules for Extra Heavy Pipe are larger at bead than at lead ends.

SPECIAL SIZES.

Both ends measure the same.

Size.	Length	Per doz.	Size.	Length.	Per doz.
¾ inch...	2½ inch..	\$2.20	2½ inch...	4 inch....	\$ 8.90
1 inch...	2⅝ inch..	3.40	4¼ inch...	3½ inch....	15.10
1¼ inch...	3 inch..	5.30	4½ inch...	3¾ inch....	16.80
1½ inch...	3¼ inch..	5.40	4½ inch...	4⅜ inch....	21.00
2¼ inch...	3 inch..	6.00	*4½ inch...	4½ inch....	21.60
*2¼ inch...	4 inch..	8.00	4½ inch...	4⅝ inch....	22.20
2¼ inch...	4½ inch..	9.00	4½ inch...	6 inch....	28.80

Ferrules for Standard Pipe can be used on Extra Heavy Pipe, but require more lead to calk.

The sizes represent the inside diameters at Lead Ends.

*Will be regularly furnished when no length is mentioned.

BRASS FERRULES.

REDUCING.

FIG. 553-A (Cereal)

(For illustration see page 333.)

FOR STANDARD PIPE.

Size.	Length.	Per doz.	Size.	Length.	Per doz.
*2 x 1¼ inch..	3½ inch..	\$6.00	*2 x 1½ inch..	4 inch..	\$6.90
2 x 1¼ inch..	3¾ inch..	6.35	2 x 1½ inch..	4½ inch..	7.50
2 x 1¼ inch..	4 inch..	6.70	3 x 1½ inch..	4 inch..	9.60
2 x 1½ inch..	3¾ inch..	6.00	3 x 2 inch..	4¼ inch..	10.30
2 x 1½ inch..	3½ inch..	6.30	3 x 2¼ inch..	3⅝ inch..	11.10

FOR EXTRA HEAVY PIPE.

Size.	Length.	Per doz.	Size.	Length.	Per doz.
2 x 1¼ inch..	4 inch..	\$8.00	3 x 3⅝ inch..	4½ inch..	\$13.00
2 x 1½ inch..	4 inch..	8.40	4 x 4⅝ inch..	5 inch..	23.00

Ferrules for Extra Heavy Pipe are larger at bead than at lead ends.

SPECIAL SIZES.

Size.	Length.	Per doz.	Size.	Length.	Per doz.
2⅛ x 2 inch	4 inch.	\$7.50	*2½ x 2⅛ inch	4¼ inch.	\$9.90
2½ x 1¼ inch	4½ inch.	8.40	2½ x 2⅛ inch	4½ inch.	10.10
2½ x 1½ inch	4½ inch.	8.90	*4¼ x 4 inch	4½ inch.	16.30
2½ x 2 inch	4⅝ inch.	9.40	4¼ x 4 inch	5 inch.	18.20

Ferrules for Standard Pipe can be used on Extra Heavy Pipe, but require more lead to calk.

The sizes represent the inside diameters at the ends, except on those for Extra Heavy Pipe.

*Will be regularly furnished when no length is mentioned.

BRASS FERRULES.

(For illustrations see page 333.)

STRAIGHT, WITH HUB.

Standard.

FIG. 553-B. (Certain)

Size.	Length.	Per doz.	Size.	Length.	Per doz.
1 1/2 inch	3 1/4 inch	\$5.80	4 inch	4 1/8 inch	\$19.20
2 inch	3 1/4 inch	6.70	4 inch	5 (Wide Flange)	25.50
3 inch	3 1/2 inch	11.50			

The sizes represent the inside diameters of the bead ends.

EIGHTH BEND FERRULES.

Standard and Extra Heavy.

FIG. 553-C. (Certitude)

Size.	Per doz.	Size.	Per doz.
2 x 1 1/2 inch	\$10.10	3 x 3 inch	\$14.70
2 x 2 inch	9.00	4 x 4 inch	23.30
* 2 1/4 x 2 inch	13.00	* 4 1/2 x 4 inch	33.60
2 1/2 x 2 inch	16.30		

The sizes represent the inside diameters of the ends.

* Extra Heavy.

EIGHTH BEND FERRULES WITH HUB.

Standard.

FIG. 553-D. (Cerulean)

Size.	Per doz.
2 x 2 inch	\$12.00
3 x 3 inch	18.30
4 x 4 inch	28.80

The sizes represent the inside diameters of the bead ends.

QUARTER BEND FERRULES.

Standard.

FIG. 553-E. (Cessation)

Size.	Per doz.
2 x 1 1/2 inch	\$13.00
2 x 2 inch	15.40
4 x 4 inch	38.90

The sizes represent the inside diameters of the ends.

Ferrules for Standard Pipe can be used on Extra Heavy Pipe, but require more lead to calk.

IRON BODY TRAP SCREW FERRULES. WITH ROUGH BRASS COVERS.

(For illustration see page 333.)

FIG. 553-K. (Chalk)

Size.	Length.	Weight.	Each.
2 inch.....	2 $\frac{3}{4}$ inch.....	1 lb. 2 ozs.....	\$.30
3 inch.....	2 $\frac{3}{4}$ inch.....	1 lb. 10 ozs.....	.40
4 inch.....	3 $\frac{1}{4}$ inch.....	2 lb. 13 ozs.....	.50
5 inch.....	3 $\frac{1}{2}$ inch.....	3 lb. 14 ozs.....	.90
6 inch.....	3 $\frac{3}{4}$ inch.....	5 lb. 4 ozs.....	1.20

Can also furnish with Finished or Nickel Plated covers.

VENTILATING TRAP SCREW FERRULES. WITH 1 $\frac{1}{2}$ INCH STRAIGHT COUPLING. PLAIN FACE.

(For illustration see page 333.)

FIG. 553-L. (Challenge)

Size, inch.....	2	3	4	5	6
Standard	\$18.00	26.00	38.00	62.00	85.00
Extra Heavy	25.00	35.00	55.00

For Bent Coupling add \$2.00 dozen list.

If with Ground Face Coupling add \$1.00 dozen list.

Can also be furnished with other size couplings.

SPECIAL HEAVY TRAP SCREW FER- RULES. PLUG SCREW.

IRON PIPE THREADS.

(For illustration see page 333.)

“NEW YORK CITY” PATTERN, FOR EXTRA HEAVY
PIPE.

FIG. 553-M. (Challis)

Size, inch.....	2	3	4
Per doz.	\$14.00	27.00	41.00

BRASS Y FERRULES.

(Not illustrated.)

Size 2 inches, length 6 $\frac{1}{4}$ inches, per doz. \$14.00

BRASS CESS-POOLS.

HEAVY PATTERN, IRON FORK.

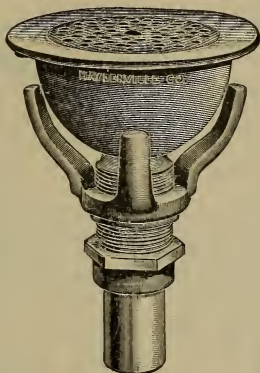


FIG. 559. (Chamois)

WITH STANDING TUBE INSIDE AND BELL ON STRAINER.

Size, inch (outside diameter of top) ..	3½	4	5	6
Size of Coupling, inch	1¼	1¼	1¼	1½
Finished Top, each	\$4.50	5.00	5.50	6.50
Nickel Plated Top, each	4.75	5.25	5.85	7.00
With Bent Coupling add, each25	.25	.25	.40
Without Standing Tube and Bell } deduct, each50	.50	.50	.50

Special size Couplings, straight or bent to order.

Also made with Brass Fork. Prices upon application.

LEAD BELL TRAPS.



FIG. 559-A. (Chancery)

Size, inch	2	2½	3	3½	4
Each	\$1.00	1.25	1.65	1.85	2.25

BOILER COUPLINGS.

FOR COPPER BOILERS.




FIG. 560. (Chant)
Lead Pipe, Straight.

FIG. 560-A. (Chanter)
Lead Pipe, Bent.

Fig. 560.	{ Size, inch Plain Face, per doz. Ground Face, per doz.	$\frac{1}{2}$	$\frac{3}{4}$	1
		\$7.00	7.50	10.00
Fig. 560-A.	{ Plain Face, per doz. Ground Face, per doz.	8.00	8.50	11.00
		9.00	9.50	12.50





FIG. 560-B. (Chanting)
Male Iron Pipe, Straight.

FIG. 560-C. (Clarify)
Male Iron Pipe, Bent.

Fig. 560-B.	{ Size, inch Plain Face, per doz. Ground Face, per doz.	$\frac{1}{2}$	$\frac{3}{4}$	1
		\$8.00	9.50	13.00
Fig. 560-C.	{ Plain Face, per doz. Ground Face, per doz.	9.00	10.50	14.00
		10.00	11.50	15.50





FIG. 561. (Clarion)
Female Iron Pipe, Straight.

FIG. 561-A. (Clash)
Female Iron Pipe, Bent.

Fig. 561.	{ Size, inch Plain Face, per doz. Ground Face, per doz.	$\frac{1}{2}$	$\frac{3}{4}$	1
		\$10.00	11.50	15.00
Fig. 561-A.	{ Plain Face, per doz. Ground Face, per doz.	11.00	12.50	16.00
		12.00	13.50	17.50

WATER-BACK COUPLINGS.





FIG. 564. (Clearness)
Lead Pipe, Straight.

FIG. 564-A. (Cleaver)
Lead Pipe, Bent.

Fig. 564.	{ Size, inch Plain Face, per doz. Ground Face, per doz.	1/2	3/4	1
		\$6.50	7.00	10.00
Fig. 564-A.	{ Plain Face, per doz. Ground Face, per doz.	7.50	8.00	11.50
		8.50	9.00	12.50





FIG. 564-B. (Cleaving)
Male Iron Pipe, Straight.

FIG. 564-C. (Cleft)
Male Iron Pipe, Bent.

Fig. 564-B.	{ Size, inch Plain Face, per doz. Ground Face, per doz.	1/2	3/4	1
		\$7.50	9.00	13.00
Fig. 564-C.	{ Plain Face, per doz. Ground Face, per doz.	8.50	10.00	14.50
		8.50	10.00	14.00
		9.50	11.00	15.50




FIG. 565. (Clemency)
Female Iron Pipe, Straight.

FIG. 565-A. (Clergy)
Female Iron Pipe, Bent.

Fig. 565.	{ Size, inch Plain Face, per doz. Ground Face, per doz.	1/2	3/4	1
		\$9.50	11.00	15.00
Fig. 565-A.	{ Plain Face, per doz. Ground Face, per doz.	10.50	12.00	16.50
		10.50	12.00	16.00
		11.50	13.00	17.50

If with Male Threads on Spuds, use same lists as above.

WATER-BACK COUPLINGS.

WITH LONG SPUDS.

LEAD PIPE.



FIG. 566. (Clerk)
Straight.

FIG. 566-A. (Clerking)
Bent.

Size, inch	$\frac{3}{4}$	1
Fig. 566. Ground Face, per doz.	\$10.00	14.00
Fig. 566-A. Ground Face, per doz.	11.00	15.50

Also made with Swivel Ends Iron Pipe, Male or Female, in all sizes. Prices upon application.

We can make Water-Back Couplings with Spuds any length desired. Prices upon application.

“HAYDENVILLE” BOILER COUPLINGS.

FINISHED AND POLISHED.

HEAVY PATTERN, STEAM METAL, GROUND FACE.

LEAD PIPE.

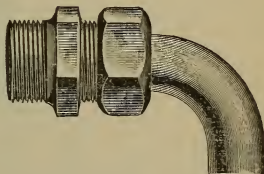



FIG. 566-B. (Clever)
Straight.

FIG. 566-C. (Cleverly)
Bent.

Size, inch	$\frac{3}{4}$	1
Lead Pipe Swivels (3 Bent, 1 Straight), per set.	\$5.00	8.00
Iron Pipe Male Swivels (3 Bent, 1 Straight), per set. .	5.50	9.00

Can also be made with the swivels for Iron Pipe, Female. Prices upon application.

VALVE COUPLINGS.

FINISHED.



FIG. 567. (Client)

LEAD PIPE.

Size, inch...	3/8	1/2	5/8	3/4	1	1 1/4	1 1/2	2
Per doz....	\$10.00	11.00	14.00	17.00	23.00	34.00	44.00	70.00



FIG. 568. (Cliff)

IRON PIPE, MALE.

Size, inch..	3/8	1/2	3/4	1	1 1/4	1 1/2	2
Per doz....	\$10.00	11.00	17.00	23.00	34.00	44.00	70.00

Can also be furnished Iron Pipe, Female. Prices upon application.

PLAIN COUPLINGS.

FINISHED.



FIG. 569. (Clinic)

LEAD PIPE.

Size, inch	1/8	1/4	3/8	1/2	5/8	3/4
Plain Face, per doz.	\$2.75	3.00	3.50	4.00	5.00	6.50
Ground Face, per doz.	3.75	4.00	4.50	5.00	6.50	8.00
Size, inch	1	1 1/4	1 1/2	2	2 1/2	3
Plain Face, per doz.	\$10.00	15.00	20.00	30.00	40.00	60.00
Ground Face, per doz.	12.00	18.00	24.00	36.00	48.00	70.00

SOLDERING NIPPLES.

STANDARD PATTERN, STRAIGHT.

ROUGH SQUARES.




FIG. 570. (Cloak)
Male.

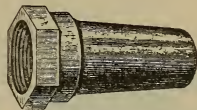


FIG. 571. (Clock)
Female.

Size, inch	1/8	1/4	3/8	1/2	3/4	1
Fig. 570 } per doz.	\$2.25	2.25	2.75	3.50	5.00	6.50
Fig. 571 }						
Size, inch	1 1/4	1 1/2	2	2 1/2	3	4
Fig. 570 } per doz.	\$10.00	12.50	18.00	32.00	46.00	80.00
Fig. 571 }						

Can furnish Nipples Finished all over.

We also make Heavy Pattern Nipples, Red Metal.

STANDARD PATTERN, QUARTER BEND.

(Not illustrated.)

FIG. 571-A. (Clogged)

Size, inch	3/8	1/2	3/4	1	1 1/4	1 1/2	2
Male or Female, per doz.	\$3.50	4.50	6.00	9.00	14.00	18.00	25.00

UNION JOINTS.

GROUND FACE, IRON PIPE ENDS.

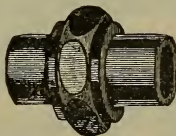


FIG. 571-B. (Cloister)

Size, inch	1/8	1/4	3/8	1/2	3/4	1	1 1/4	1 1/2
Regular Finish, each	\$.32	.36	.50	.70	.90	1.25	1.70	2.50
Polished, each	.40	.45	.63	.88	1.13	1.56	2.13	3.13
Rough, each	.35	.40	.55	.75	1.00	1.40	1.90	2.75
Rough Tinned, each	.45	.54	.73	.98	1.33	1.80	2.40	3.35
Size, inch	2	2 1/2	3	3 1/2	4			
Regular Finish, each	\$3.60	6.00	7.75	18.00	23.00			
Polished, each	4.50	7.50	9.70	22.50	28.75			
Rough, each	4.00	6.50	8.50	20.00	26.00			
Rough Tinned, each	4.70	7.40	9.55	22.00	29.00			

SOLDERING UNIONS.

PLAIN FACE.




FIG. 572. (Closely)
Straight.




FIG. 572-A. (Clothed)
Bent.

Fig. 572.

Size, inch	$\frac{1}{8}$	$\frac{1}{4}$	$\frac{3}{8}$	$\frac{1}{2}$	$\frac{3}{4}$
Per doz.	\$4.00	4.00	4.00	4.50	6.00
Size, inch	1	$1\frac{1}{4}$	$1\frac{1}{2}$	2	$2\frac{1}{2}$
Per doz.	8.00	12.00	15.00	21.00	36.00

Fig. 572-A.

Size, inch	$\frac{1}{8}$	$\frac{1}{4}$	$\frac{3}{8}$	$\frac{1}{2}$	$\frac{3}{4}$
Per doz.	\$5.00	5.00	5.00	6.50	9.00
Size, inch	1	$1\frac{1}{4}$	$1\frac{1}{2}$	2	$2\frac{1}{2}$
Per doz.	11.00	16.00	22.00	30.00	45.00

BOILER COUPLING WITH "T."

FOR HOT WATER CONNECTION ABOVE BOILER.

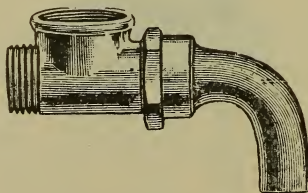


FIG. 572-B. (Clothing)

Coupling and "T"	\$1.50
"T" only, each	1.00

To be used when Auxiliary Water Heater is to be connected and hot water drawn from top of boiler.

SOLDERING UNIONS.

GROUND FACE.




FIG. 572-D. (Clover)

STRAIGHT.

Size, inch	$\frac{3}{8}$	$\frac{1}{2}$	$\frac{3}{4}$	1
Ground Face, per doz.	\$8.00	9.50	12.00	14.50
Size, inch	$1\frac{1}{4}$	$1\frac{1}{2}$	2	
Ground Face, per doz.	20.50	26.50	38.50	




FIG. 572-E. (Clown)

BENT.

Size, inch	$\frac{3}{8}$	$\frac{1}{2}$	$\frac{3}{4}$	1
Ground Face, per doz.	\$9.00	11.00	14.50	17.50
Size, inch	$1\frac{1}{4}$	$1\frac{1}{2}$	2	
Ground Face, per doz.	23.50	31.50	44.50	

Can also be made with the swivels for Iron Pipe, Male or Female.
 Prices upon application.

SLIP JOINT CONNECTIONS.

FOR SUPPLY PIPES. INLETS IRON PIPE THREAD.



FIG. 574. (Cloy)

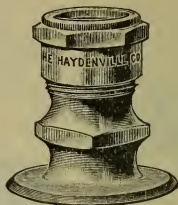


FIG. 575. (Club)
With Flange.

Size inlet, inch	$\frac{3}{8}$	$\frac{1}{2}$
Fig. 574. Nickel Plated, per doz.	\$5.00	6.00
Fig. 575. Nickel Plated, per doz.	6.00	8.50

In ordering give size of slip joint hole, which should be $\frac{1}{16}$ inch larger than outside diameter of pipe or tubing.

BIBB THIMBLES.

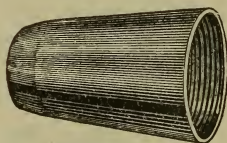


FIG. 575-B. (Clum)

Size, inch	$\frac{1}{2}$	$\frac{5}{8}$	$\frac{3}{4}$	1
Iron Pipe, per doz.	\$2.00	2.50	3.00	5.00
Size, inch	$\frac{5}{8}$	$\frac{3}{4}$	$\frac{7}{8}$	
"Boston" Fine Thread, per doz.	\$2.00	2.00	2.50	

We also make the Elbow Pattern.

GOOSE NECK SCREWS.




FIG. 576. (Cluster)

Size, inch	$\frac{1}{2}$ I.P. x $\frac{3}{4}$ HOSE.
Rough, per doz.	\$4.50
Finished, per doz.	5.00

BRASS CLOSET FLANGES.

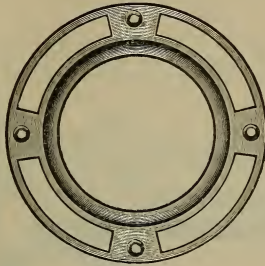


FIG. 576-A. (Clutch)

WITHOUT SCREWS AND BOLTS.

Size, inch.....	4 ³ / ₈	I.D. x	7 ⁵ / ₁₆	O.D.
Per doz.....				\$9.00

BIBB FLANGES.



FIG. 577. (Coach)

CAST BRASS.

Size, inch.....	1/2	5/8	3/4	1
Finished, per doz.....	\$5.00	5.50	6.00	7.00
Nickel Plated, per doz.....	6.00	6.50	7.00	8.50
Spun Brass, Finished, per doz.....	2.40	3.00	3.50	4.00
“ “ Nickel Plated, per doz. ...	3.00	3.60	4.25	5.00

WASTE TUBES.

STANDARD THREAD.



FIG. 579. (Coal)

Per doz.	\$1.80
---------------	--------

VENT COUPLINGS.

GROUND FACE, HEAVY PATTERN.

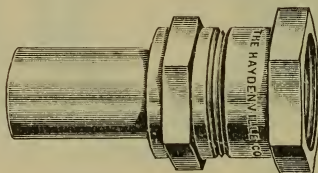


FIG. 579-A. (Coax)

STRAIGHT.

Size, inch	1 ¼	1 ½	2
Ground Face, per doz.	\$20.50	26.50	38.50

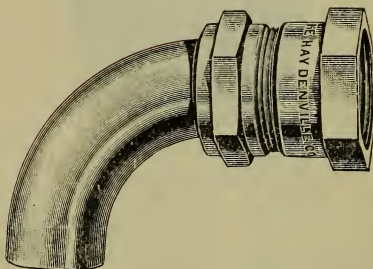


FIG. 579-B. (Coba)

BENT.

Size, inch	1 ¼	1 ½	2
Ground Face, per doz.	\$23.50	31.50	44.50

Female End of Spud tapped regular Iron Pipe Thread.

Can also be made with the swivels for Iron Pipe, Male or Female.
Prices upon application.

“ TRITON ”
CLOSET TANK CONNECTION.

OFFSET, SLIP JOINT.

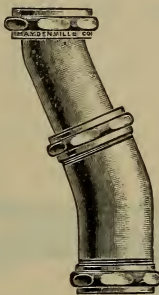


FIG. 579-C. (Cobra)

Size, inch	1¼	1½
Nickel Plated, each	\$2.50	3.00

URINAL VENT TEES.

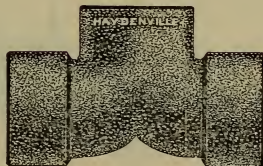


FIG. 579-D. (Codel)

FOR IRON PIPE.

Size, inch	1¼	1½	2
Rough, each	\$1.75	2.00	2.75
Finished, each	3.00	3.50	5.00

Can also be furnished for Lead Pipe or Lead and Iron Pipe.

HYDRANT NOZZLES.



FIG. 580. (Codger)

LEAD PIPE.

Size, inch	$\frac{1}{2}$	$\frac{5}{8}$	$\frac{3}{4}$	1
Finished, per doz.	\$7.00	8.00	9.00	12.00



FIG. 581. (Cogitate)

IRON PIPE.

Size, inch	$\frac{1}{2}$	$\frac{5}{8}$	$\frac{3}{4}$	1
Finished, per doz.	\$8.00	9.00	10.00	13.00




FIG. 582. (Coherent)

WITH FLANGE, FOR IRON PIPE.

Shank $1\frac{1}{2}$ inches long.

Size, inch	$\frac{1}{2}$	$\frac{5}{8}$	$\frac{3}{4}$	1
Finished, per doz.	\$10.00	12.00	16.00	23.00

BRASS HYDRANT FITTINGS.

HANDLES AND GUIDES.



FIG. 583. (Cohesive)
Straight.

Per doz..... \$14.00

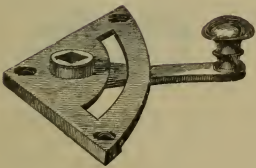


FIG. 584. (Coin)
Triangular.



FIG. 585. (Coinage)

Fig. 584, per doz.....	\$17.00
Without Handle, deduct, per doz.....	10.00
Length of Handle, inch.....	1 3/4 2 2 1/2 4 5/8
Fig. 585, per doz.....	\$10.00 11.00 12.50 18.00



FIG. 586. (Coincide)



FIG. 587. (Coiner)




FIG. 588. (Colic)

Hydrant Socket for
Square Rod.

Hydrant Clamp for
Square Rod.
Small and Large.

Iron Street Washer
Check with
Brass Guide.

Fig. 586, per doz.....	\$4.00
Fig. 587, Small, for 1/2, 5/8 and 3/4 inch Hydrant Cocks, per doz.	5.00
Fig. 587, Large, for 1 inch and 1 1/4 inch Hydrant Cocks, per doz.	7.00
Fig. 588, per doz.....	3.00

STREET WASHER SCREWS.




FIG. 589. Collapse)

Short, for Lead Pipe.




FIG. 590. (Collated)

Long, for Lead Pipe.

Size, inch.....	1/2	3/4	1
Fig. 589, per doz.....	\$6.00	6.50	8.50
Fig. 590, per doz.....	7.50	8.00	10.00



FIG. 591. (Collation)

Short, for Iron Pipe.




FIG. 592. (Colleague)

Long, for Iron Pipe.

Size, inch.....	1/2	3/4	1	1 1/4
Fig. 591, per doz.....	\$5.50	6.00	8.00	14.00
Fig. 592, per doz.....	8.00	8.50	11.50	18.50

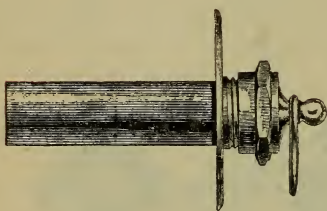


FIG. 593. (Collect)

With Flange and Cap
for Lead Pipe.



FIG. 594. (Collected)

With Flange and Cap for
for Iron Pipe.

Size, inch.....	1/2	3/4	1
Fig. 593, with Cap, per doz.....	\$9.00	10.00	13.00
Fig. 593, without Cap, per doz.....	5.00	6.00	7.00
Fig. 594, with Cap, per doz.....	10.00	11.00	14.00
Fig. 594, without Cap, per doz.....	6.00	7.00	8.00

BRASS HOSE GOODS.

HOSE NIPPLES.




FIG. 595. (Color)
Male.



FIG. 596. (Coloring)
Female.

Fig. 595—Male.

Size, inch.....	1/2	3/4	1	1 1/4	1 1/2
Per doz.....	\$3.50	3.50	5.00	9.00	10.00
Size, inch.....	2	2 1/2	3	3 1/2	4
Per doz.....	14.00	28.00	40.00	50.00	75.00

Fig. 596—Female.

Size, inch.....	1/2	3/4	1	1 1/4	1 1/2
Per doz.....	\$3.50	3.50	5.00	9.00	10.00
Size, inch.....	2	2 1/2	3	3 1/2	4
Per doz.....	14.00	28.00	40.00	50.00	75.00

Hose Nipples are always furnished, Iron Pipe Thread one end and Hose Thread other end, except 1/2 inch size, which is 1/2 inch Iron Pipe by 3/4 inch Hose Thread. Female end, Fig. 596, is I. P.

HOSE CAPS.

HOSE REDUCERS,

WITH LUGS.



FIG. 596-A. (Colossal)



FIG. 596-B. (Colt)

Size, inch....	3/4	1	1 1/4	1 1/2	2	2 1/2	3	4
Fig. 596-A, } per doz. }	\$4.00	6.00	8.00	10.00	15.00	24.00	31.00	43.00
Size, inch.....	1x3/4	1 1/4x3/4	1 1/4x1	1 1/2x1 1/4	2x1 1/2	2 1/2x3/4	2 1/2x1	
Fig. 596-B, per doz.	\$6.50	8.00	10.00	12.00	18.00	20.00	22.00	

HOSE REDUCERS.




FIG. 597. (Column)

Size, inch.	1x $\frac{3}{4}$	1 $\frac{1}{4}$ x $\frac{3}{4}$	1 $\frac{1}{4}$ x1	1 $\frac{1}{2}$ x $\frac{3}{4}$	1 $\frac{1}{2}$ x1	1 $\frac{1}{2}$ x1 $\frac{1}{4}$	2x $\frac{3}{4}$
Per doz...	\$6.50	8.00	10.00	11.00	11.50	12.00	13.00
Size, inch.	2x1	2x1 $\frac{1}{4}$	2x1 $\frac{1}{2}$	2 $\frac{1}{2}$ x $\frac{3}{4}$	2 $\frac{1}{2}$ x1 $\frac{1}{2}$	2 $\frac{1}{2}$ x2	3x2
Per doz...	14.00	16.00	18.00	20.00	24.00	26.00	30.00

HOSE BUSHINGS.




FIG. 598. (Comb)

Size, inch.....	1x $\frac{3}{4}$	1 $\frac{1}{4}$ x1	1 $\frac{1}{2}$ x1 $\frac{1}{4}$	2x $\frac{3}{4}$	2x1 $\frac{1}{2}$	2 $\frac{1}{2}$ x2
Per doz.....	\$6.50	10.00	12.00	13.00	18.00	26.00

Hose Reducers and Bushings have Hose Thread on both Male and Female Ends.

HOSE BIBB ENDS.




FIG. 600. (Combat)

Size, inch.	$\frac{3}{8}$	$\frac{1}{2}$	$\frac{5}{8}$	$\frac{3}{4}$	1	1 $\frac{1}{4}$	1 $\frac{1}{2}$	2	2 $\frac{1}{2}$	3
Per doz.....	\$2.50	2.50	2.50	2.50	3.50	6.00	8.00	15.00	24.00	30.00

For Hose Bibb Ends threaded inside on top, add 25% to list.

UNDERWRITERS HOSE PIPES.

SCREW TIP—SWIVEL HANDLE.

WOUND AND PAINTED.



FIG. 600-A. (Combative)

Size 2½ inches.

Made in accordance with underwriters specifications. Prices, sizes etc., furnished upon application.

“SIAMESE” HOSE COUPLINGS.



No. 1. (Combine)



No. 2. (Comedy)



No. 3. (Comet)

FIG. 600½.

We make a specialty of Siamese Hose Couplings to sample. Prices quoted upon application.

HOSE PIPES.

COCK LARGE END.




FIG. 601. (Comfort) GROUND KEY. WITH SCREW TIP.

Size, inch	Length, inch.	With Hose Thread, per doz.	With Iron Pipe Thread, per doz.	Size, inch.	Length, inch.	With Hose Thread, per doz.	With Iron Pipe Thread, per doz.
3/4	6	\$11.00	\$12.20	1 1/4	18	\$50.00	\$53.00
3/4	8	13.00	14.20	1 1/2	12	55.00	60.00
3/4	9	14.50	15.70	1 1/2	15	60.00	65.00
3/4	12	18.00	19.20	1 1/2	18	65.00	70.00
3/4	14	21.00	22.20	1 1/2	20	70.00	75.00
1	8	15.00	18.00	2	12	80.00	85.00
1	9	19.00	23.00	2	15	90.00	95.00
1	12	20.00	23.00	2	18	100.00	105.00
1	16	25.00	28.00	2	20	110.00	115.00
1	18	28.00	31.00	2 1/2	15	150.00	155.00
1 1/4	12	40.00	43.00	2 1/2	24	200.00	205.00
1 1/4	15	45.00	48.00				




FIG. 602. (Comma) COMPRESSION. WITH SCREW TIP

Size, inch	3/4	1
Length, inch	8	8
With Hose Thread, per doz	\$20.00	24.00
With Iron Pipe Thread, per doz	21.20	27.00

Threads on all Pipes are always Standard Hose Gauge, unless otherwise specified.

PLAIN HOSE PIPES.



FIG. 603. (Commit)
WITH SCREW TIP.

Size, inch.	Length, inch.	With Hose Thread, per doz.	With Iron Pipe Thread, per doz.	Size, inch.	Length, inch.	With Hose Thread, per doz.	With Iron Pipe Thread, per doz.
3/4	6	\$7.00	\$8.20	1 1/4	15	\$24.00	\$27.00
3/4	7	7.50	8.70	1 1/4	18	27.50	30.50
3/4	8	8.00	9.20	1 1/4	20	30.00	33.00
3/4	9	8.50	9.70	1 1/2	12	25.00	30.00
3/4	10	9.00	10.20	1 1/2	15	30.00	35.00
3/4	12	10.00	11.20	1 1/2	16	31.50	36.50
3/4	13	10.50	11.70	1 1/2	18	34.50	39.50
1	6	9.00	10.20	1 1/2	20	36.00	41.00
1	7	9.50	10.70	2	12	38.00	43.00
1	8	10.00	11.20	2	15	45.00	50.00
1	9	10.50	11.70	2	19	49.00	54.00
1	10	11.00	12.20	2	20	50.00	55.00
1	12	12.00	13.20	2	21	51.00	56.00
1	16	14.00	15.20	2	24	54.00	59.00
1 1/4	10	18.00	21.00	2 1/2	15	75.00	80.00
1 1/4	12	20.00	23.00	2 1/2	20	96.00	101.00
1 1/4	13	21.50	24.00				



FIG. 604. (Commode)
WITHOUT TIP.

3/4	6	\$5.50	\$6.70	1 1/2	12	\$22.00	\$27.00
3/4	7	6.25	7.45	1 1/2	15	26.50	31.50
3/4	8	7.00	8.20	1 1/2	18	31.00	36.00
1	8	9.00	12.00	2	12	34.00	39.00
1	10	11.00	14.00	2 1/2	12	53.00	58.00
1	12	13.00	16.00	2 1/2	15	65.00	70.00
1 1/4	10	15.00	18.00	2 1/2	18	77.00	82.00
1 1/4	12	18.00	21.00	2 1/2	24	101.00	106.00
1 1/2	10	19.00	24.00				

Threads on all Pipes are always Standard Hose Gauge, unless otherwise specified.

COMBINATION HOSE PIPES.
THROW SOLID STREAM OR SPRAY.

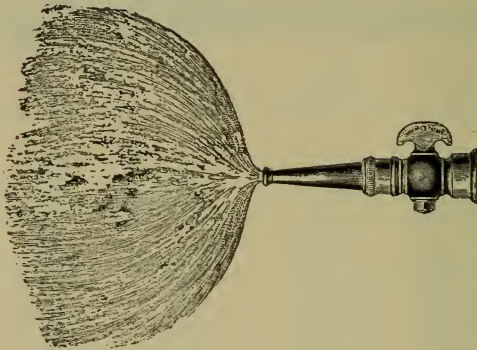


FIG. 606. (Commos)

“HOSFORD” PATENT.

Size, inch.....	$\frac{3}{4}$	1
Finished, per doz.....	\$12.00	16.50

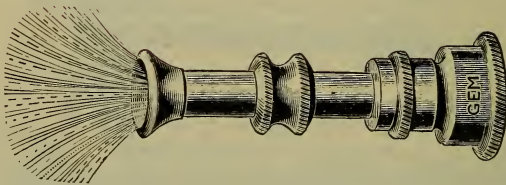


FIG. 607. (Compact)

“GEM” PIPE OR NOZZLE.

Size, inch.....	$\frac{3}{4}$	1
Finished, per doz.....	\$10.00	15.00

Both of the above style pipes can be immediately adjusted to throw either solid stream or spray, or can be shut off entirely.

HOSE PIPES.

(To wire on.)



FIG. 608. (Complex)

Size, inch	1/2	3/4	3/4	3/4	3/4	3/4	3/4	1	1	1
Length, inch	4 1/2	3 1/2	4 1/2	6	7	8	10	4 1/2	5	6
Per doz.	\$3.00	3.00	3.50	4.25	4.75	5.25	6.25	4.00	4.25	4.75
Size, inch	1	1	1	1	1 1/4	1 1/4	1 1/4	1 1/2	2	2 1/2
Length, inch	7	8	9	10	6	8	10	6	8 1/2	12
Per doz.	\$5.25	5.75	6.25	6.75	5.50	8.50	11.50	6.50	13.50	31.50

HOSE PIPE TIPS.



FIG. 609. (Comp'y)

To fit Hose Pipes, inch	3/4 & 1	1 1/4	1 1/2 & 2	2 1/2
Per doz.	\$4.00	5.00	6.00	8.00

HOSE PIPE SPRINKLERS.

Cut Standard Pipe Tip Thread.



FIG. 610. (Compose)

Diam. of face, inch.	1 1/2	2	2 1/2	3	3 1/2	4	5
Finished, per doz.	\$4.00	4.50	6.00	8.00	23.00	26.00	32.00

HOSE COUPLINGS.



FIG. 611. (Composite)

Size, inch	Fig. 611.
With Hose Thread, per doz.....	
With Iron Pipe Thread, per doz.	




FIG. 612. (Compound)
WITH LUGS.

	$\frac{3}{8}$	$\frac{1}{2}$	$\frac{3}{4}$	1
With Hose Thread, per doz.....	\$2.40	2.40	2.40	4.40
With Iron Pipe Thread, per doz.	2.65	2.65	2.65	4.65

	Fig. 612.							
Size, inch.....	$\frac{1}{2}$	$\frac{3}{4}$	1	$1\frac{1}{4}$	$1\frac{1}{2}$	2	$2\frac{1}{4}$	$2\frac{1}{2}$
With Hose Thread, } per doz.....	\$5.00	6.00	8.00	10.00	14.00	24.00	36.00	48.00
With Iron Pipe Thread, per doz.. }	5.50	6.50	8.50	10.50	15.00	26.00	38.00	50.00

SUCTION HOSE COUPLINGS.




FIG. 612-A. (Compress)

Size, inch	$2\frac{1}{2}$	3	$3\frac{1}{2}$	4	5
With Iron Pipe Thread, per doz.	\$62.00	76.00	120.00	150.00	250.00

Can also furnish with other threads.

STEAM HOSE COUPLINGS.

STEAM METAL—EXTRA LONG PATTERN.




FIG. 612-B. (Comrade)

Size, inch.....	$\frac{1}{2}$	$\frac{3}{4}$	1	$1\frac{1}{4}$	$1\frac{1}{2}$	2	$2\frac{1}{2}$
With Iron Pipe Thread, per doz. }	\$15.00	15.00	18.00	24.00	30.00	42.00	72.00

Price of Male Half of Couplings, any style, one half the list.

Price of Female Half of Couplings, any style, three-quarters the list.

HOSE MENDERS.



FIG. 615. (Concave)

Size, inch,.....	1/2	3/4	1	1 1/4	1 1/2	2
Brass, per doz.....	\$1.20	1.20	2.00	3.00	4.00	7.00
Iron Coppered, per doz.	.40	.50	1.00	2.00	3.00	5.00

HOSE CLAMPS.



FIG. 616. (Conceal)
Standard Pattern for
Three-ply Hose.

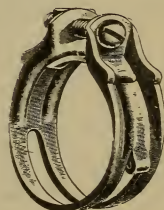


FIG. 616-A. (Concede)
Patent Style, for
Three-ply Hose.

Size, inch.....	1/2	3/4	1	1 1/4	1 1/2	2	2 1/2
Fig. 616, per doz.....	\$1.50	1.50	2.00	2.50	3.00	4.00	7.00
Fig. 616-A, per doz. ...	1.50	1.50	2.00	2.50	3.00	4.00	7.00

BRASS SUCTION HOSE BASKETS.




FIG. 616-B. (Conceit)

Size, inch.....	3/4	1	1 1/4	1 1/2	2	2 1/2	3	4
Hose Thread, each...	\$6.00	6.50	7.00	7.50	8.00	8.50
Iron Pipe Thread, each.....	10.00	19.00

THE NEW "MIKADO" LAWN SPRINKLER.

Efficient, durable, portable. Well made and simple in construction. Never gets out of order.

The arms revolve and throw a spray several feet in diameter, depending on the pressure of water. Center discharge gives a fountain effect. The shoe or sled enables it to be pulled around the lawn. Top detachable for convenience of cleaning.

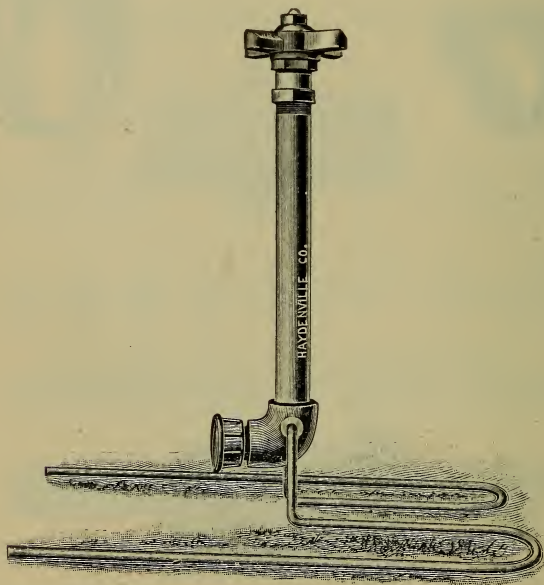


FIG. 621. (Conceive)

Nickel Plated Top, Iron Standard complete, each \$4.00

“CALDWELL” HOSE STRAPS



FIG. 622. (Concern)

No. 2,	½ inch,	3¾ inches long,	per doz.	\$ 0.40
No. 4,	½ “	3¾ “ “ “ “	“ “ “ “	.40
No. 6,	¾ “	4⅛ “ “ “ “	“ “ “ “	.60
No. 8,	¾ “	4¾ “ “ “ “	“ “ “ “	.60
No. 10,	1 “	5 “ “ “ “	“ “ “ “	.80
No. 12,	1 “	5¾ “ “ “ “	“ “ “ “	.80
No. 14,	1¼ “	6 “ “ “ “	“ “ “ “	1.00
No. 16,	1¼ “	6¾ “ “ “ “	“ “ “ “	1.00
No. 18,	1½ “	6¾ “ “ “ “	“ “ “ “	1.20
No. 20,	1½ “	7⅛ “ “ “ “	“ “ “ “	1.20
No. 22,	1¾ “	7½ “ “ “ “	“ “ “ “	1.40
No. 24,	1¾ “	8 “ “ “ “	“ “ “ “	1.40
No. 26,	2 “	8½ “ “ “ “	“ “ “ “	1.60
No. 28,	2 “	9 “ “ “ “	“ “ “ “	1.60
No. 30,	2¼ “	9½ “ “ “ “	“ “ “ “	1.80
No. 32,	2¼ “	10 “ “ “ “	“ “ “ “	1.80
No. 34,	2½ “	10½ “ “ “ “	“ “ “ “	2.00
No. 36,	2½ “	11 “ “ “ “	“ “ “ “	2.00

“CALDWELL” HOSE STRAP FASTENER.

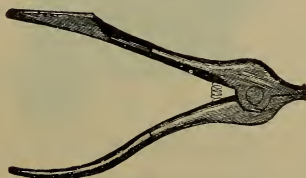


FIG. 623. (Concert)

No. 1 to fasten ½ inch to 1 inch straps inclusive,	each	\$.50
No. 2 to fasten 1¼ inch to 2½ inch straps inclusive,	each	.75

STANDARD HOSE VALVES.

BRASS SEATS. INLET IRON PIPE, FEMALE.

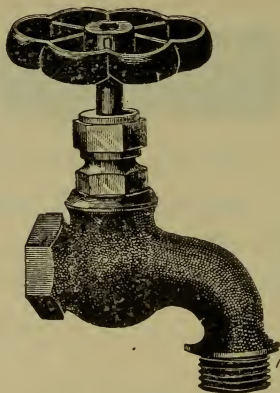


FIG. 1593. (Concise)

GLOBE PATTERN.

Size, inch.	$\frac{1}{2}$	$\frac{3}{4}$	1	$1\frac{1}{4}$	$1\frac{1}{2}$	2	$2\frac{1}{2}$	3
Each.	\$1.50	1.75	2.75	3.75	5.00	8.00	14.00	22.00




FIG. 1594. (Conclave)

ANGLE PATTERN.

Size, inch.	$\frac{1}{2}$	$\frac{3}{4}$	1	$1\frac{1}{4}$	$1\frac{1}{2}$	2	$2\frac{1}{2}$	3
Each.	\$1.50	1.75	2.75	3.75	5.00	8.00	14.00	22.00

Hose ends always cut Standard Hose Gauge, unless otherwise ordered.

STANDARD HOSE VALVES.
 "CHICAGO" PATTERN—LEATHER DISC.
 INLET IRON PIPE, MALE.

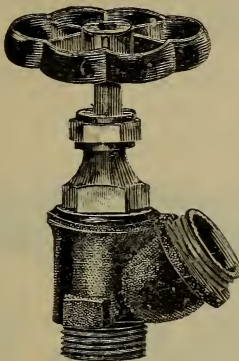


FIG. 1595. (Conclude)
 IRON WHEEL.

Size, inch.....	1	1 1/4	1 1/2	2	2 1/2
Each.....	\$3.15	3.70	4.75	7.00	8.50

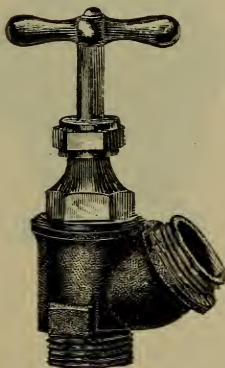


FIG. 1596. (Concord)
 IRON T HANDLE.

Size, inch.....	1	1 1/4	1 1/2	2	2 1/2
Each.....	\$3.15	3.70	4.75	7.00	8.50

"Chicago" Pattern Hose Valves always furnished with leather discs unless otherwise specified.

Hose ends always cut Standard Hose Gauge, unless otherwise ordered.

STANDARD GARDEN HOSE VALVES.

WITH LEATHER DISC.

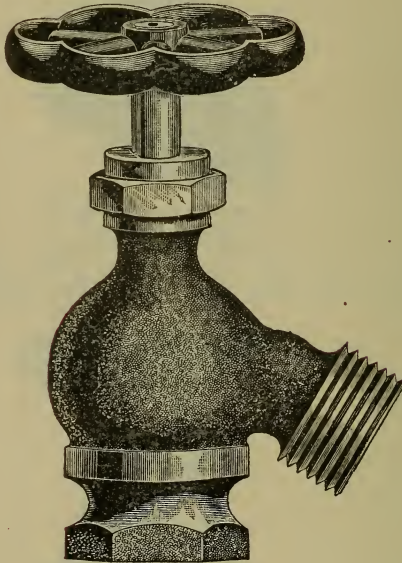


FIG. 1597. (Concrete)

Size, inch.....	$\frac{1}{2}$	$\frac{3}{4}$	1	$1\frac{1}{4}$	$1\frac{1}{2}$	2
Each	\$1.65	1.65	2.20	3.40	4.75	7.00

With straight discharge, same list as above.

These valves have standard Iron Pipe Thread on Female end, and regular Hose Thread on Male end. Can be furnished with other gauge threads on Male end if desired.

FIRE HOSE VALVES.

BRASS WHEEL.

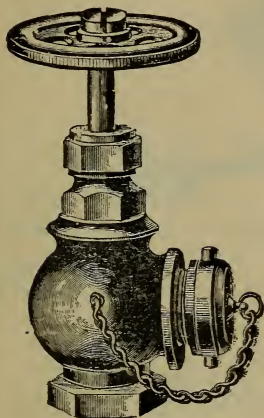


FIG. 1602. (Confect)
Hose Angle Valve.
Finished.

IRON WHEEL.




FIG. 1602-B. (Confer)
Hose Gate Valve, Rough.
Stationary Spindle.

Fig. 1602.

Size, inch.....	1¼	1½	2	2½
Rough Body with Cap and Chain, each	\$4.00	5.00	7.25	12.50
Finished Body with Cap and Chain, each . . .	7.00	8.50	12.00	17.00
Fin. and N. P. with Cap and Chain, each . . .	7.75	9.50	13.50	19.00
Without Cap and Chain deduct, each	1.45	1.50	1.75	2.50

Fig. 1602-B.

Size, inch.....	1¼	1½	2	2½	3
Rough Body with Cap and Chain, each \$4.85	6.50	9.25	16.50	23.50	
Finished Body with Cap and Chain, each	8.60	10.25	15.00	24.50	33.50
Fin. and N. P. with Cap and Chain, each	9.35	11.00	16.00	26.00	35.50
Without Cap and Chain deduct, each . .	1.45	1.50	1.75	2.50	3.50

Rough Brass Hose Valves have Iron Wheels, and Finished Valves have Finished Brass Wheels.

Female Ends, always furnished Iron Pipe Thread, and Male Ends Standard Hose Gauge Thread, unless otherwise specified.

SHIP CLOSET VALVES.




FIG. 630. (Confess)

Size, inch.....	3½	4½
Each.....	\$12.50	16.50

SHIP CLOSET COCKS.




FIG. 631. (Confessed)

ROUGH BODY.

POLISHED FLANGE AND HANDLE.

Size, inch.....	½	⅝	¾	1	1¼
Per doz.....	\$37.00	48.00	54.00	75.00	118.00

NICKEL PLATED FLANGE AND HANDLE.

Size, inch.....	½	⅝	¾	1	1¼
Per doz.....	\$38.50	50.50	57.00	78.00	128.00

BRASS DECK SCREWS.




FIG. 632. (Confessor)

Size, inch.....	$\frac{3}{4}$	1	$1\frac{1}{4}$	$1\frac{1}{2}$	2
Finished, per doz.....	\$9.00	10.00	12.00	14.00	18.00
Size, inch.....	$2\frac{1}{2}$	3	4	6	
Finished, per doz.....	\$24.00	33.00	60.00	80.00	

LEVER HANDLE SEA COCKS.

WITH COUPLING.




FIG. 633. (Confide)




FIG. 634. (Confident)

SUPPLY COCK.

WASTE COCK.

Size, inch	$\frac{5}{8}$	$\frac{3}{4}$	Size, inch	1	$1\frac{1}{4}$	$1\frac{1}{2}$	2
Each	\$6.00	7.00	Each....	\$8.00	10.00	12.00	16.00

SHIP BASIN PUMPS.

FOR YACHTS, STEAMSHIPS, ETC.




FIG. 635. (Confine)
BASIN PUMP.
Right or Left Hand.

All Brass. Nickel Plated Wood Handle. Mounted on Plank.

Cylinder, 1½ inch each . . . \$18.00
Cylinder, 2 inches each . . . 21.00

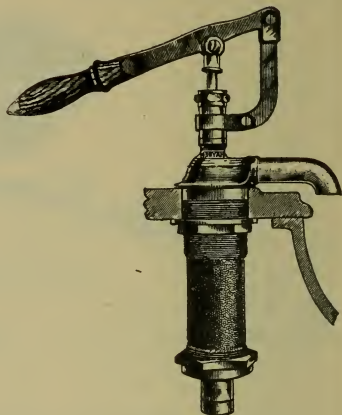
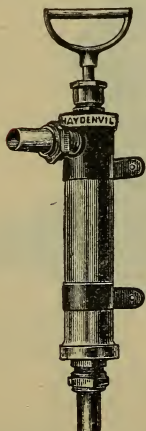


FIG. 636. (Conform)
BASIN PUMP.

All Brass, with Nickel Plated Top. Wood Handle.

Each \$25.00



BASIN PUMP.

All Brass. Nickel Plated Handle.

Cylinder, 1½ inch, each \$12.00
Cylinder, 2 inches, each 15.00

Also furnished with Discharge on right or left side instead of front of pump, as illustrated.

Can also be fitted with Lever Handle Bibb on discharge adapting it for use as a Galley Pump.

Can also be used for a Bilge Pump.

For additional styles of Galley Pumps, see pages 375 and 376.

FIG. 637. (Confound)

PLUMBERS' FORCE PUMPS.

BILGE PUMP. BRASS.



FIG. 640-B.
(Confront)
Each.. \$13.00



FIG. 640-C.
(Confuse)
Each.. \$17.00



FIG. 640-D.
(Confusion)
Each.. \$10.00

Fig. 640-B has heavy Brass Cylinder, Check Valve on discharge and an Iron Handle.

Fig. 640-C has heavy Brass Cylinder, Iron Standard and Wood Handle.

MERCURY GAUGE.

GAS PROVING PUMP.



FIG. 640-E. (Congeal)
Each.... \$8.50




FIG 640-F. (Congest)
Each.... \$10.50

ETHER CUP.

Heavy Pattern,
Steam Metal.



FIG. 642. (Congress)
Each.... \$5.00

Our Pumps and Mercury Gauges are well proportioned, heavy pattern, fine finish, and are all carefully tested before leaving our factory. We recommend them to all who desire a high-grade article in this line.

SINGLE ACTING LIFT AND FORCE PUMPS.

BRASS CYLINDERS, PLUNGERS AND RODS.
LEATHER VALVES. IRON PIPE CONNECTIONS.
RIGHT OR LEFT HAND.

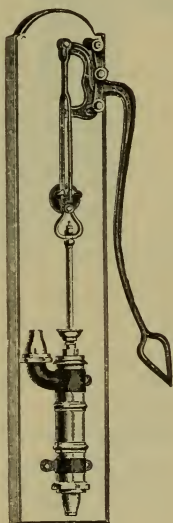


FIG. 651. (Conical)
Screwed Cylinder.

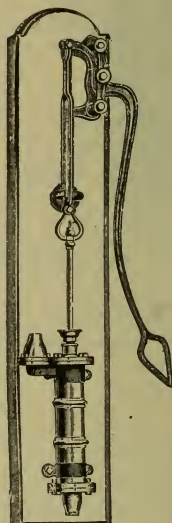


FIG. 652. (Conjoin)
Flanged and Bolted Cylinder.

Diameter of Cylinder, inch...	2	2½	2¾	3	3½
Length of Cylinder, inch....	10½	12½	14	14	14¼
Suction and Discharge, inch..	1	1¼	1½	1½	2
Fig. 651, each.....	\$20.00	25.00	29.00	31.00	35.00
Fig. 652, each.....	25.00	30.00	35.00	40.00	50.00
If with Metal Valves add, each	2.00	2.00	3.00	4.00	5.00

If with Lead Pipe connection, same list.

The above styles of Pumps are particularly well adapted for forcing water to attic tanks, to be used in connection with plumbing systems.

SINGLE ACTING FORCE PUMPS.

BRASS-CYLINDERS, PLUNGERS AND RODS. MOUNTED ON IRON FRAME. RIGHT OR LEFT HAND.

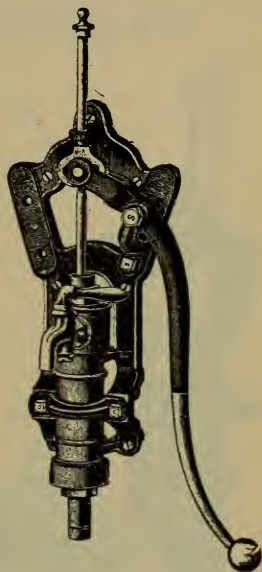
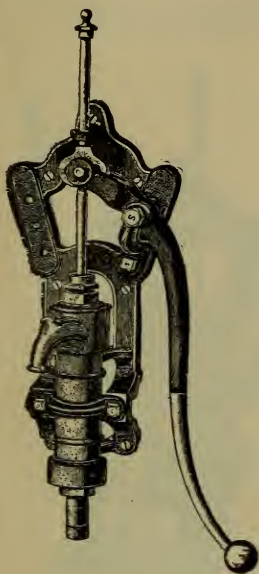


FIG. 653. (Connect)
With Plain Discharge.

FIG. 654. (Connive)
With Lever Bibb on Discharge.

Diameter of Cylinder, inch.....	2	2½
Length of Cylinder, inch.....	7	8½
Suction, inch.....	1	1
Discharge, inch.....	¾	¾
Fig. 653, each.....	\$13.00	17.00
Fig. 654, each.....	14.50	18.50

Regularly furnished with Iron Pipe connection.

If with Lead Pipe connection, same list.

Can also be furnished Hose Thread on discharge.

The above cuts illustrate a style of Pump which has long been in popular demand, where a compact, well-constructed and efficient pump is required. Particularly well adapted for use as a ship's galley pump.

SINGLE ACTING FORCE PUMPS.

BRASS CYLINDERS, PLUNGERS AND RODS. MOUNTED ON IRON FRAME. RIGHT OR LEFT HAND.

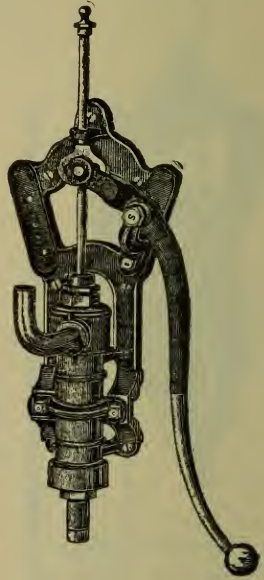
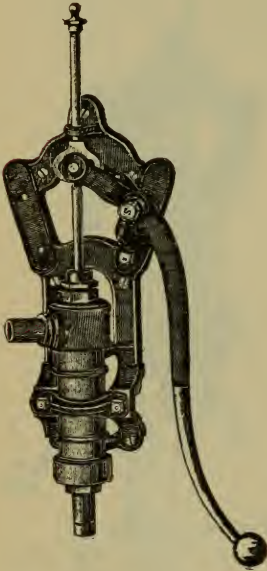


FIG. 655. (Constrain)

FIG. 656. (Construct)

With Straight Coupling
Discharge.

With Bent Coupling
Discharge.

Diameter of Cylinder, inch.....	2	2½
Length of Cylinder, inch.....	7	8½
Suction, inch.....	1	1
Discharge, inch.....	¾	¾
Fig. 655, each.....	\$13.00	17.00
Fig. 656, each.....	13.50	17.50

Regularly furnished with Iron Pipe connection.

Fitted with Lead Pipe or Hose connection, without extra charge.

For general description of these Pumps, see page 375.

DOUBLE ACTING LIFT AND FORCE PUMPS.

WITH DRIP AND PRIMING PLUGS.
BRASS CYLINDERS, PLUNGERS AND RODS.

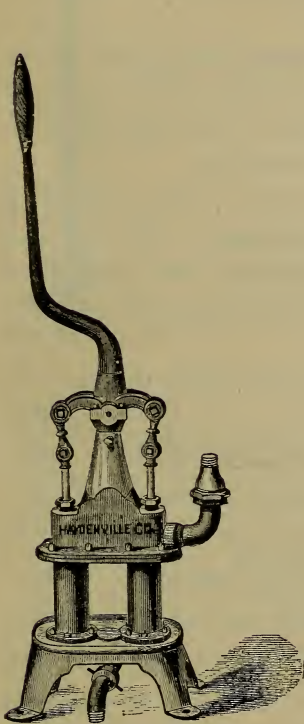


FIG. 659. (Construed)

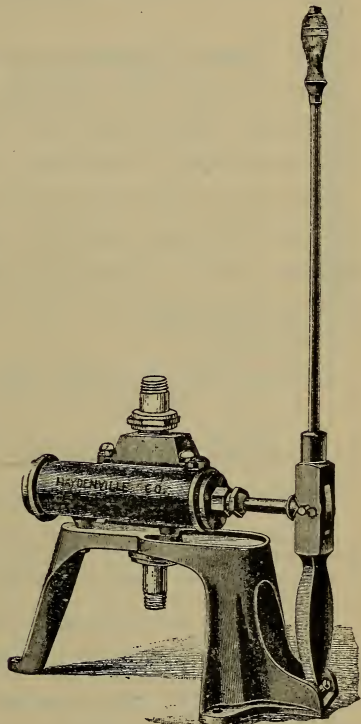


FIG. 660. (Consular)
"Monitor."

Also made with Air Chamber.

Diameter of Cylinder, inch.....	2 1/2
Length of Cylinder (Fig. 659, 6 1/2 inch), (Fig 660, 8 1/2 inch)	
Suction and Discharge, inch.....	1 1/4
Fig. 659, each.....	\$52.50
Fig. 660, each.....	41.00
Fig. 660, with Air Chamber, each.....	50.00

Regularly fitted with Iron Pipe connections.
If with Lead Pipe connections, same list.

THE "LEWIS" PATENT HYDRANTS AND STREET WASHERS.

(Patented.)

The "Lewis" Hydrants and Street Washers are without a superior in their line, for they embody all the practical and modern features and are made of the best material. The workmanship is thorough throughout.

They have been manufactured by us for a number of years and have an enviable reputation. The fact that thousands are in successful operation and the demand still growing, testifies to their durability and excellence of construction.

An Iron Turn Key goes with each Street Washer.

SOME POINTS OF SUPERIORITY.

Simple in construction, positive in action.

Constructed on principle of wet and dry pipe.

Plunger, valve case and couplings, are brass.



Plunger can be withdrawn from the casing for repairs, as an automatic stop valve prevents the water from flowing.

On the Self-Closing Hydrant the lever is furnished with a catch on back so that water can be kept running if desired.

Easiest and cheapest to repair, as all parts can be duplicated and are interchangeable.

Perfectly anti-freezing, as they drain dry as soon as turned off.

Each Hydrant and Street Washer is tested under pressure.



THE "LEWIS" PATENT STREET WASHERS.

WITH WASTE AND DUPLEX STOP
VALVE.

FIG. 661. (Consult)

FIG. 662. (Consulted)

Fig 661.

Length in Ground, ft.	2	2½	3	3½	4	4½	5	6
Inlet ¾ inch Lead Pipe and Discharge ¾ inch Hose, each	\$7.00	7.75	8.00	8.75	9.00	9.75	10.00	11.00
Inlet 1 inch Lead Pipe and Discharge 1 inch Hose, each	9.00	9.75	10.00	10.75	11.00	11.75	12.00	13.00

Fig. 662.

Length in Ground, ft.	2	2½	3	3½	4	4½	5	6
Inlet tapped ¾ in. Iron Pipe, and Discharge ¾ in. Hose, each	\$7.00	7.75	8.00	8.75	9.00	9.75	10.00	11.00
Inlet tapped 1 in. Iron Pipe, and Discharge 1 in. Hose, each	9.00	9.75	10.00	10.75	11.00	11.75	12.00	13.00

If with Iron Pipe Swivel on inlet of Fig. 661, same list as above.

¾ inch Street Washers measure 1 7/8 inches, and 1 inch measure 2 3/8 inches outside diameter.

For special description see page 378.



THE "LEWIS"
PATENT COMPRESSION
HYDRANTS.

WITH WASTE AND DUPLEX STOP
VALVE.

Height above ground 22½ inches.

Painted green.

FIG. 665. (Consulting)

FIG. 666. (Consume)

Fig. 665.

Length in Ground, ft.	2	2½	3	3½	4	4½	5	6
Inlet for ¾ inch Lead Pipe and Discharge ¾ in. Hose, each....	\$9.00	9.75	10.00	10.75	11.00	11.75	12.00	13.00
Inlet for 1 inch Lead Pipe and Discharge 1 in. Hose, each....	11.50	12.25	12.50	13.25	13.50	14.25	14.50	15.50

Fig. 666.

Length in Ground, ft.	2	2½	3	3½	4	4½	5	6
Inlet tapped ¾ in. Iron Pipe and Discharge ¾ in. Hose, each....	\$9.00	9.75	10.00	10.75	11.00	11.75	12.00	13.00
Inlet tapped 1 in. Iron Pipe and Discharge 1 in. Hose, each....	11.50	12.25	12.50	13.25	13.50	14.25	14.50	15.50

If with Iron Pipe Swivel on inlet of Fig. 665, same list as above.

¾ inch Hydrants measure 1⅞ inches, and 1 inch measure 2⅜ inches outside diameter.

For special description, see page 378.

THE "LEWIS" PATENT SELF-CLOSING HYDRANTS.

WITH WASTE AND DUPLEX
STOP VALVE.

Height above ground 22½ inches.
Painted green.



FIG. 667. (Contend)

FIG. 668. (Contended)

Fig. 667.

Length in Ground, ft.	2	2½	3	3½	4	4½	5	6
Inlet for ¾ inch Lead Pipe, and Discharge ¾ in. Hose, each....	\$10.00	10.75	11.00	11.75	12.00	12.75	13.00	14.00
Inlet for 1 inch Lead Pipe and Discharge 1 in. Hose, each....	12.50	13.25	13.50	14.25	14.50	15.25	15.50	16.50

Fig. 668.

Length in Ground, ft.	2	2½	3	3½	4	4½	5	6
Inlet tapped ¾ in. Iron Pipe and Discharge ¾ in. Hose, each....	\$10.00	10.75	11.00	11.75	12.00	12.75	13.00	14.00
Inlet tapped 1 in. Iron Pipe, and Discharge 1 in. Hose, each....	12.50	13.25	13.50	14.25	14.50	15.25	15.50	16.50

If with Iron Pipe Swivel on inlet of Fig. 667, same list as above.
¾ inch Hydrants measure 1⅞ inches, and 1 inch measure 2⅜ inches outside diameter.

For special description, see page 378.

ASHLAR WALL HYDRANT AND WASHER.

WITH BRASS WORKING PARTS, BRASS CONNECTIONS AND OUTSIDE PLATE.




FIG. 669. (Content)

Length.	Outlet.	For Walls.	Price.
12 inch.....	3/4 inch Hose.....	9 inch.....	\$4.25 each.
16 inch.....	3/4 inch Hose.....	13 inch.....	4.50 each.
21 inch.....	3/4 inch Hose.....	18 inch.....	4.75 each.
27 inch.....	3/4 inch Hose.....	24 inch.....	5.00 each.

One key only furnished with each hydrant.

Bent coupling on inlet for 3/4 inch Iron Pipe or Lead Pipe. Can be furnished 1 inch Iron or Lead Pipe if so ordered.

THE "HAYDEN" PIPE WRENCH.

FOR HANDLING BRASS PIPE.

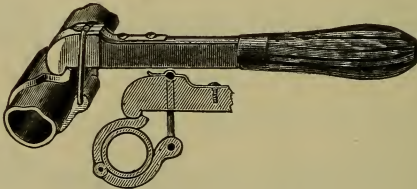


FIG. 670. (Contest)


No. 2, 10 inch. Wrench Bar only	Each.	\$1.25
3/8 inch, 1/2 inch, 3/4 inch, or 1 inch Clamps for No. 2 Wrench,		.75
No. 3, 18 inch. Wrench Bar only		2.50
1 1/4 inch, 1 1/2 inch, or 2 inch Clamps for No. 3 Wrench.....		1.50

The above two wrenches will handle seven sizes of pipe.

Made from forged steel, and can be ratcheted same as any wrench.

The only wrench made which will not mark or crush brass pipe.

REPAIR PARTS FOR THE "LEWIS" PATENT HYDRANTS AND STREET WASHERS.




For $\frac{3}{4}$ and 1 inch Sizes.

Always order by following numbers to avoid errors and delay.

	Price $\frac{3}{4}$ inch size.
1. Street Washer Turn Key.....	\$0.25
2. Handle and Screw Spindle for Compression Hydrant.....	.85
3. Handle for Self-Closing Hydrant.....	.35
4. Street Washer Box with Cover.....	1.20
5. Cap for Compression Hydrant.....	.35
6. Cap for Self-Closing Hydrant.....	.60
7. Street Washer Plate.....	.25
8. Compression Hydrant Nozzle.....	.60
9. Spring for Self-Closing Hydrant.....	.35
10. Self-Closing Hydrant Nozzle with Stem and Spring.....	1.20
11. Screw Spindle for Compression Hydrant or Street Washer..	.60
12. Nozzle for Street Washer.....	.95
13. Cup Leather for Valves of Hydrant or Street Washer.....	.12
14. Seat Washer for Valves of Hydrant or Street Washer.....	.08
15. Nozzle Casing for Compression or Self-Closing Hydrants...	.95
16. Brass Coupling for $\frac{3}{4}$ inch Iron Pipe, Male.....	.35
17. Brass Coupling for Lead Pipe.....	.35
18. Base Ornament for Compression or Self-Closing Hydrant ..	.75
19. Casing for Waste Valve on Lead Pipe Hydrant or Street Washer	.35
20. Casing for Waste Valve on Iron Pipe Hydrant or Street Washer	.25
21. Iron Pipe Connection with Brass Duplex Valve.....	1.40
22. Lead Pipe Connection with Brass Duplex Valve.....	1.80
23. Brass Valve Plunger for Hydrant or Street Washer.....	.90

Price for 1 inch size double the above list.

THE "HAYDENVILLE" CELLAR DRAINER.



Cut shows Drainer in position, connected with Water Pressure and with Discharge Pipes leading to sewer.

This Drainer being simple in construction and positive in action, is admirably adapted for draining Cellars, Furnaces, Wheel Pits, etc., also for removing water from Kitchens, Washrooms, Refrigerators, and other places below the level of the sewer, or for any purpose where an economical device is required for moving water from a lower to a higher level.



FIG. 671. (Context)

Size, inch	3/4
Iron Pipe, both ends, each	\$10.00

TUBULAR GOODS.

TRAPS, BASIN WASTES, BATH WASTES,
COMBINATION BATH FIXTURES,
SHOWER BATHS, ETC.

In the manufacture of our line of Tubular Goods, embracing the varieties named above, we have always maintained, as in all other lines, a high standard as regards Material, Workmanship and Finish, and this we are still continuing to do; our experience having been that a first-class and thoroughly reliable article in this line is always in demand by the best buyers.

The Cast Brass Bodies, Plugs, Tops and Nuts of our Tubular Goods are all heavy and substantial, with Tubing, Packings, etc., of the first quality, and we confidently recommend them to those desiring high grade and thoroughly well made goods.

CONNECTED WASTES AND OVER- FLOWS.


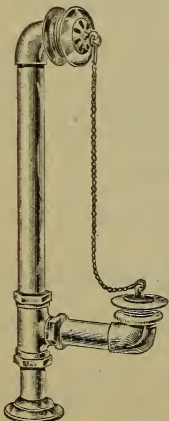


Fig. 877.—1½ inch Nickel Plated Connected Waste and Overflow, Rubber Stopper and Chain complete, each . . \$5.75

Fig. 877-A.—1½ inch, not illustrated; same as Fig. 877, but without Clean-out, complete, each \$5.25

FIG. 877. (Continent)
With Clean-out.



“ UNIVERSAL ” PATTERN.

Fig. 878.—1⅜ inch Nickel Plated Connected Waste and Overflow, Rubber Stopper and Chain, complete, each . . \$3.50

FIG. 878. (Contort)

“ HAYDENVILLE ” BI-TRANSIT
BASIN WASTES.

ADJUSTABLE.

WITH SECRET OVERFLOW.

CHINA TOP, MARKED “ WASTE.”




FIG. 900. (Contrast)

Nickel Plated all over, each.....	\$7.00
With Plain Top instead of China Top, deduct.....	.50
If for solid Porcelain Lavatory, add	2.00
With solid China Knob, add	2.00

If so specified we can furnish this Basin Waste with tail piece to fit any style “Haydenville” Basin Trap, or any other style trap, without extra charge.

If wanted for other style Trap than ours always give exact diameter of opening in neck of trap.

“HAYDENVILLE” POP-UP BASIN WASTES.

CHINA TOP, MARKED “WASTE.”

(Patent applied for.)

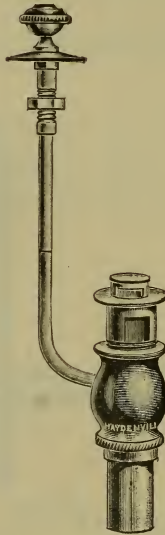


FIG. 900-A. (Contrite)

Nickel Plated, each	\$25.00
With Plain Top instead of China Top, deduct50

The above illustration plainly shows the practical and sanitary features of this style of basin waste. The waste rod acts directly upon the stopper of basin plug. The water has a direct outlet from basin, and does not pass through a complicated course before reaching the trap, a feature entirely lacking in ordinary basin wastes thus making this style waste highly sanitary and very cleanly.

“HAYDENVILLE” BATH WASTES.

WITH SECRET OVERFLOW.

CHINA TOP, MARKED “WASTE.”

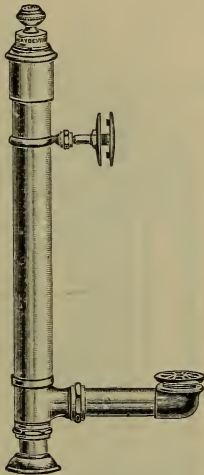


FIG. 901. (Contrive)

Nickel Plated all over, each	\$13.00
With Plain Top instead of China Top, deduct50
If for solid Porcelain Tub, add	2.00
With solid China Knob, add	2.00

“HAYDENVILLE” BATH FIXTURES.

COMBINED WASTE AND OVERFLOW, WITH BELL
SUPPLY AND PIPES TO FLOOR.

FOUR ARM ALL CHINA HANDLES, HOT AND COLD.
CHINA TOP, MARKED “WASTE.” FOR SOLID
PORCELAIN TUBS.

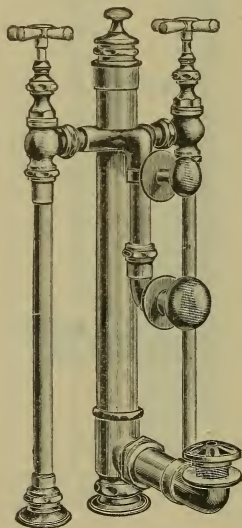


FIG. 902. (Control)

Nickel Plated all over, each	\$30.00
With solid China Knob, add	2.00
If for Enameled Iron Tub, deduct	3.00
With Plain Top Waste instead of China Top, deduct50
If with Four Arm China Handles as on Fig. 903, deduct	2.00

Regularly furnished with $\frac{3}{4}$ inch supply pipes.

“HAYDENVILLE” BATH FIXTURES.

COMBINED WASTE AND OVERFLOW WITH SPOUT
SUPPLY AND PIPES TO FLOOR.

FOUR ARM CHINA HANDLES, “HOT AND COLD.”
CHINA TOP, MARKED “WASTE.” FOR SOLID
PORCELAIN TUBS.

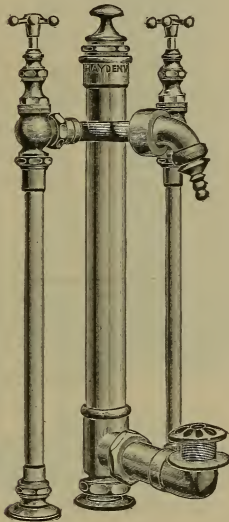


FIG. 903. (Convener)

Nickel Plated all over, each	\$30.00
With Six Arm China Handles, add	2.00
If for Enameled Iron Tub, deduct	3.00
With Plain Top Waste instead of China Top, deduct50
If with Four Arm all China Handle as on Fig. 902, add ..	2.00

Regularly furnished with $\frac{3}{4}$ inch supply pipes.

The spout permits of rubber hose of a shampoo sprinkler to be attached.

“HAYDENVILLE” SHOWER BATHS.
WITH SHAMPOO SPRINKLER.

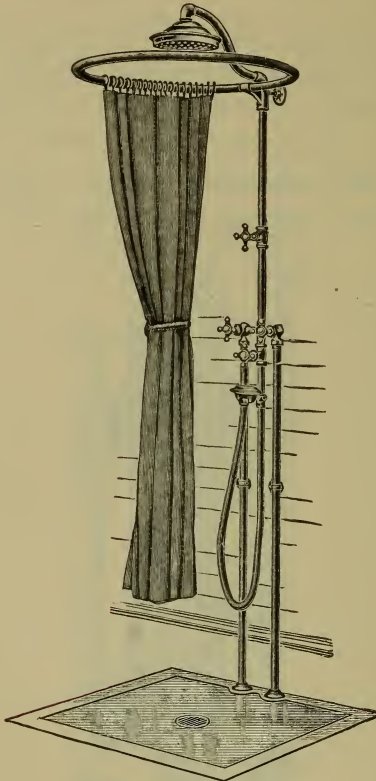


FIG. 904. (Convening)

Nickel Plated Brass Supply Pipes ($\frac{3}{8}$ inch I.P. size),	} each,	\$50.00
Curtain, Shower and Shampoo, without slab.....		
If with $\frac{1}{2}$ inch Iron Pipe size Supply Pipes, add.....		3.00
With Six-Arm China Top Stops, instead of Four Arm as shown (4 stops), add		2.75
Without Rubber Curtain or Shampoo, deduct, each		8.00

Mixing pipes on our Baths always $\frac{1}{2}$ inch I. P. size.

Height over all 7 feet, 6 inches; distance from wall to center of shower, 18 inches.

We also make Showers differing from the above to order. Prices furnished upon application.

THE "IDEAL" SHOWER BATH.

A. S. Hills' Patent, Dec. 27, 1898.

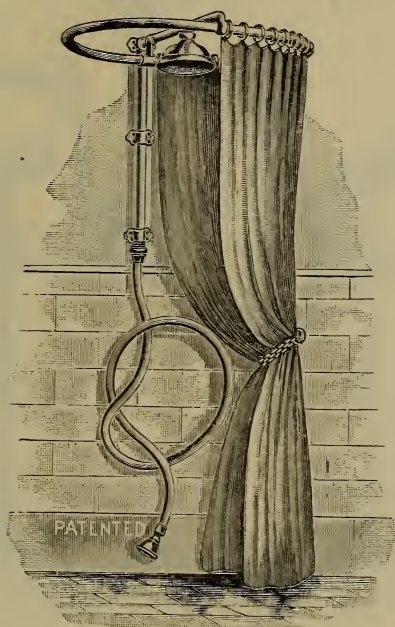


FIG. 904-A. (Convent)

Complete, each..... \$20.00

Can be instantly connected with the bath tub faucet. No piping needed. Only have to screw brackets to wall. The top part draws in and out and can be adjusted to fit any kind of tub.

TURN ON THE COLD WATER FIRST AND THEN GRADUALLY TURN ON THE HOT.

All made of brass, finely polished and nickel plated.

The curtains are of the finest sateen rubber.

Every part strong and durable. Will last for years. Nothing to get out of order.

Can furnish the rubber tubing with Y branch where tube has two single faucets.

BRASS LAVATORY TRAPS.
CAST BODY, WITH P. O. PLUG.

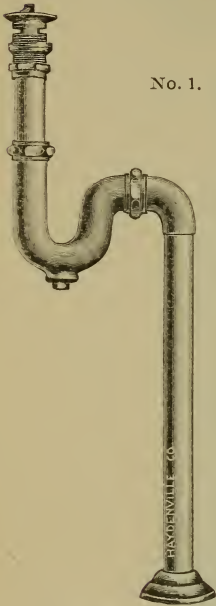


FIG. 905. (Converge)
Full S Trap.

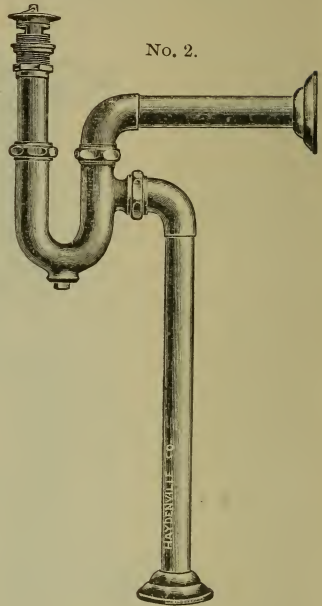


FIG. 906. (Converse)
Full S Trap, Vented.

	Nickel Plated.	
Size, inch	1 ¼	1 ½
No. 1.—Fig. 905, each	\$3.70	4.70
No. 2.—Fig. 906, each	5.00	6.70

If with Extra Long P. O. Plug like Fig. 489, for solid porcelain lavatory, add to list, each, \$0.70.

WITHOUT P. O. PLUG
AND SLIP JOINT CONNECTION.

(Not illustrated.)
(Convert)

	Nickel Plated.	
Size, inch	1 ¼	1 ½
No. 3.—Full S Trap, each	\$3.20	4.10
No. 4.—Full S Trap, vented, each	4.50	6.10

Traps Nos. 3 and 4, when so specified, can be furnished without extra charge to take tail piece of Basin Waste Fig. 900, or any other style of Waste. When ordering give exact outside diameter of tail piece.

If Ground Face add for each joint, 1 ¼ 15 cts. and 1 ½ 20 cts.
When ordering always give number and size.

BRASS LAVATORY TRAPS.

CAST BODY, WITH P. O. PLUG.

No. 5.

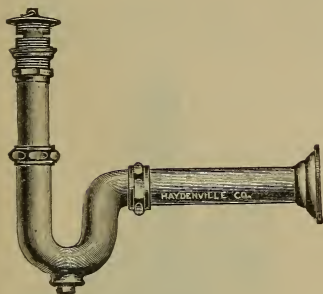


FIG. 907. (Convince)
Half S Trap.

No. 6.

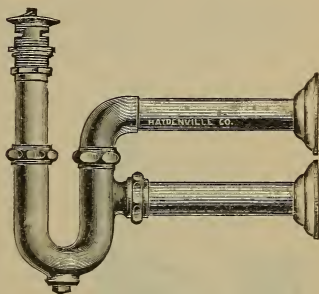


FIG. 908. (Convivial)
Half S Trap, Vented.

	Nickel Plated.	
Size, inch.....	1¼	1½
No. 5.—Fig. 907, each	\$3.50	4.40
No. 6.—Fig. 908, each	4.80	6.40

If with extra long P. O. Plug like Fig. 489 for solid porcelain lavatory, add to list, each \$0.70.

WITHOUT P. O. PLUG AND SLIP JOINT CONNECTION.

(Not illustrated.)

(Convoked)

	Nickel Plated.	
Size, inch.....	1¼	1½
No. 7.—Half S Trap, each	\$3.00	3.80
No. 8.—Half S Trap, vented, each	4.30	5.80

Traps Nos. 7 and 8, when so specified, can be furnished without extra charge to take tail piece of Basin Waste Fig. 900, or any other style of Waste. When ordering give exact outside diameter of tail piece.

If Ground Face, add for each joint, 1¼ 15 cts. and 1½ 20 cts.
When ordering always give number and size.

CAST BRASS LAVATORY TRAPS.

"MANHATTAN" PATTERN.

OUTLET TO WALL TAPPED $1\frac{1}{2}$ INCH IRON PIPE.

No. 9.

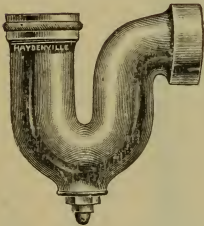


FIG. 909. (Convoy)
With Slip-joint Nut.

No. 10.

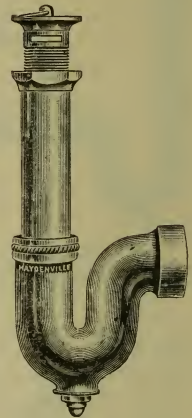


FIG. 910. (Convulse)
With P. O. Plug and
Slip-joint Connection.

WITH $1\frac{1}{2}$ INCH DEEP WATER SEAL.

Size, inch.....	$1\frac{1}{2}$
No. 9.—Nickel Plated, each.....	\$3.40
No. 10.—Nickel Plated, each.....	4.00
Trap No. 10, with Extra Long P. O. Plug like Fig. 489 for solid porcelain lavatory, add to list, each.....	.70

Trap No. 9, when so specified, can be furnished without extra charge, to take tail piece of Basin Waste Fig. 900, or any other style of Waste. When ordering give exact outside diameter of tail piece.

"Manhattan Traps" are full $1\frac{1}{2}$ inch inside diameter.

When ordering always give number and size.

CAST BRASS LAVATORY TRAPS.

“METROPOLITAN” PATTERN.

OUTLET TO WALL TAPPED 1½ INCH IRON PIPE.

No. 11.




FIG. 911. (Cookery)
With Slip-joint Nut.

No. 12.




FIG. 912. (Copse)
With P. O. Plug and
Slip-joint Connection.

WITH 2 INCH DEEP WATER SEAL.

Size, inch.....	1½
No. 11.—Fig. 911, Nickel Plated, each.....	\$5.40
No. 12.—Fig. 912, Nickel Plated, each.....	6.00
Trap No. 12, with extra long P. O. Plug like Fig. 489 for solid porcelain lavatory, add to list, each.....	.70

Trap No. 11, when so specified, can be furnished without extra charge, to take tail piece of Basin Waste Fig. 900, or any other style of Waste. When ordering give exact outside diameter of tail piece

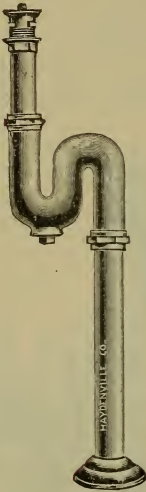
“Metropolitan Traps” are full 1½ inch inside diameter.

When ordering always give number and size.

BRASS LAVATORY TRAPS.

CAST BODY. WITH P. O. PLUG. SPECIAL PATTERN.

No. 13.



No. 14.

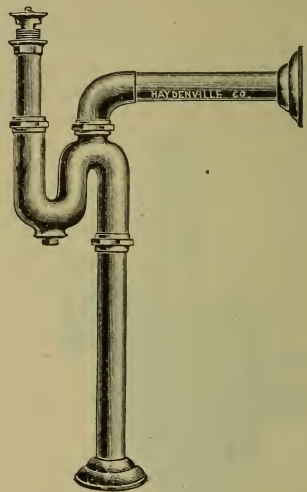


FIG. 913. (Coral)
Full S Trap.

FIG. 914. (Corban)
Full S Trap, Vented.

Size, inch.....	Nickel Plated.	
No. 13.—Fig. 913, each.....	1¼	1½
No. 14.—Fig. 914, each.....	\$3.50	4.50
	4.80	6.5

If with extra long P. O. Plug like Fig. 489, for solid porcelain lavatory, add to list, each, \$0.70.

WITHOUT P. O. PLUG AND SLIP-JOINT CONNECTION.

(Not illustrated.)

Size, inch.....	(Cord)	Nickel Plated.	
No. 15.—Full S Trap, each		1¼	1½
No. 16.—Full S Trap, vented, each.....		\$3.00	3.90
		4.30	5.90

Traps Nos. 15 and 16, when so specified, can be furnished without extra charge to take tail piece of Basin Waste Fig. 900, or any other style of Waste. When ordering give exact outside diameter of tail piece.

If Ground Face, add for each joint, 1¼ 15 cts. and 1½ 20 cts.
When ordering always give number and size.

STRAIGHT BASIN
WASTE.

BRASS SINK TRAPS.
FOR CAST IRON SINKS.



FIG. 915. (Cork)

With P. O. Plug and Slip-joint
Connection.




FIG. 916. (Corkscrew)

Full S Trap.

STRAIGHT BASIN WASTES.

Fig. 915.—1¼ inch, Nickel Plated, as illustrated, each	\$2.25
With P. O. Plug, but without Slip-Joint connection, deduct, ea.	.50

BRASS SINK TRAPS.

FOR CAST IRON SINKS.

ROUGH BRASS, NICKEL PLATED, NOT POLISHED.

	Nickel Plated.	
Size, inch	1¼	1½
Full S Trap.—No vent, each	\$1.60	2.00
Full S Trap.—With vent, each	2.40	2.80
Half S Trap.—No vent, each	1.40	1.80
Half S Trap.—With vent, each	2.20	2.60

These traps are fitted with connection to go into the collar of cast iron sink. They cost very little more than regular lead traps, and are much stronger, more sanitary, and of far better appearance.

“CRAIGIE’S” PATENT BIDET ATTACHMENT.

FOR WATER CLOSETS AND BIDETS.

Lead Pipe Connection.

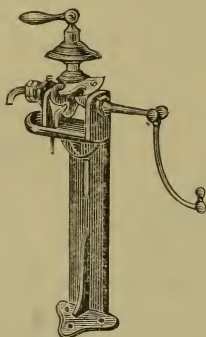


FIG. 917. (Cornica)


Regularly furnished with Nickel Plated Top and White
Enamèled Painted Iron Standard, price, each \$30.00

Can be furnished for Iron Pipe connection if so ordered.

When ordering state whether it is to be placed on Right or Left hand side of Closet or Bidet when facing them, and whether tube is to swing toward front or back of bowl when not in use.

IRON SOIL PIPE FITTINGS.

EXTRA HEAVY.



We manufacture a few staple kinds and sizes of Extra Heavy Soil Pipe Fittings. They are—

Full Weight,

Full Size,

Uniform Thickness,

Smooth Finish,

and

Thoroughly Sound.

Our fittings are always furnished Plain, not Tar-coated. The Plain being used in preference, as defects cannot be detected when coated.

Prices, sizes, etc., furnished upon application.

“PENNIE’S” IMPROVED PATENT SEWER GAS AND BACK-WATER VALVE.

A PERFECT SEAL AGAINST BACK WATER,
GAS AND VERMIN.

Simple in Construction. Positive in Action.

The only Valve Made that

- Can be operated in any position, Horizontal, Inclined or Vertical.
- Will successfully stand the Smoke Test.
- Can be used on either Standard or Extra Heavy Pipe.

Made with non-corrosive Brass Valve and Valve Seat, Brass Axle Pivots, Brass Cover Bolts and Nuts.

Every one thoroughly tested.

The most durable Valve on the market.

Sanitary engineers, architects, plumbers, physicians and all others who have used Back-Water Valves, claim and recommend the “Pennie” superior to all others.

Also extensively used by Street Railway companies and Gas companies to keep man-holes dry.

For List prices, etc., see following page.

“PENNIE’S” IMPROVED SEWER GAS AND BACK-WATER VALVE.

(Patented.)

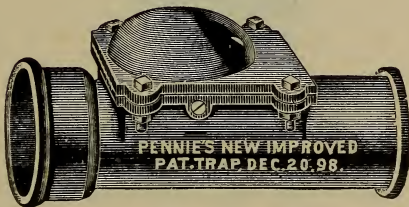


FIG. 918. (Corpos)

Size, inch.....	2	3	4	5	6
Painted Black, each	\$5.00	6.00	8.00	11.00	14.00
Size, inch.....	8	10	12	14	
Painted Black, each.....	22.00	50.00	60.00	125.00	

Can be made with flanged ends.

Can also be furnished Enameled inside. Prices upon application.

DIRECTIONS FOR ADJUSTING WHEN USED IN INCLINED OR VERTICAL POSITION.

Take off cap and pour sufficient lead in cup to make it swing to required angle.

Place bottom of cup on smooth surface or wiping-cloth. The counter-sunk holes will form an anchor for the lead. The valve or flapper need not be removed during this operation. (Cover can be easily taken off.)

GAS SERVICE COCKS.




FIG. 1696. (Corpuscle)

SQUARE HEAD.

Size, inch.....	1/8	1/4	3/8	1/2	3/4	1	1 1/4
Each.....	\$.75	.75	.85	.95	1.15	1.50	2.25
Size, inch.....	1 1/2	2	2 1/2	3	3 1/2	4	
Each.....	3.10	5.00	11.00	16.00	35.00	48.00	



FIG. 1697. (Correct)

FLAT HEAD.

Size, inch.....	1/8	1/4	3/8	1/2	3/4	1	1 1/4
Each.....	\$.75	.75	.85	.95	1.15	1.50	2.25
Size, inch.....	1 1/2	2	2 1/2	3	3 1/2	4	
Each.....	3.10	5.00	11.00	16.00	35.00	48.00	

The above also made Extra Heavy. Prices upon application.

We also manufacture a full line of Steam Goods in Brass and Iron. Catalogue and prices furnished upon application.

GAS SERVICE COCKS.




FIG. 1699. (Corridor)

TEE HANDLE.

Size, inch.....	1/8	1/4	3/8	1/2	3/4	1	1 1/4
Each.....	\$.75	.75	.85	.95	1.15	1.50	2.25
Size, inch.....	1 1/2	2	2 1/2	3	3 1/2	4	
Each.....	3.10	5.00	11.00	16.00	35.00	48.00	




FIG. 1700. (Corrupt)

MALE AND FEMALE.

Size, inch.....	1/8	1/4	3/8	1/2	3/4	1
Each.....	\$1.00	1.00	1.15	1.30	1.40	1.95
Size, inch.....	1 1/4	1 1/2	2	2 1/2	3	
Each.....	3.00	4.25	6.00	12.00	20.00	

The above also made Extra Heavy. Prices upon application.

METER COCKS.




FIG. 1709. (Corsair)

FLAT HEAD.

Size, inch.....	$\frac{1}{2}$	$\frac{3}{4}$	1	$1\frac{1}{4}$	$1\frac{1}{2}$	2
Each.....	\$1.30	1.40	1.95	3.00	4.25	6.00

If with Square instead of Flat Head, same list as above.

Can also make with Male Thread.

UNION METER COCKS.




FIG. 1713. (Costal)

FLAT HEAD.

Size, inch.....	$\frac{1}{2}$	$\frac{3}{4}$	1	$1\frac{1}{4}$	$1\frac{1}{2}$	2
Each.....	\$1.40	1.55	2.20	3.40	5.00	7.00

If with Square instead of Flat Head, same list as above.

LOCK SERVICE COCKS.




FIG. 1714-A. (Costly)

FLAT HEAD.

Size, inch.....	1/2	3/4	1	1 1/4	1 1/2	2
Each.....	\$1.40	1.75	2.30	3.85	5.00	7.75

LOCK UNION METER COCKS.

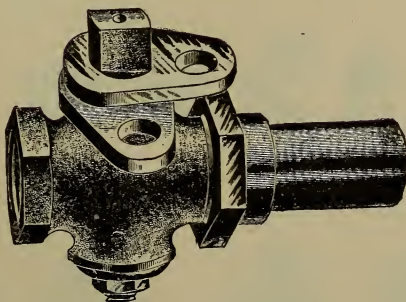


FIG. 1714-C. (Costume)

FLAT HEAD.

Size, inch.....	1/2	3/4	1	1 1/4	1 1/2	2
Each.....	\$1.50	1.80	2.50	4.00	5.50	8.00

BRASS FITTINGS.

Our fittings are extra fine beaded patterns, full weight, with thickness properly distributed for strength and durability. Tapped straight and full depth of thread cleanly cut.



Elbow.



Reducing Elbow.



45° Elbow.



Street Elbow.



Elbow with Ground Union.



Tee.



Reducing Tee.



Y Branch.



Cross.



Plug.



Cap.



Coupling.



Reducing Coupling.



Locknut.



Close Nipple.



Shoulder Nipple.



Open Return Bend.



Close Return Bend.



Round Bushing.



Hexagon Bushing.



Male Drop Elbow.



Female Drop Elbow.



Female Drop Tee.



Ground Joint Union.

For List prices see following pages.

ROUGH BRASS FITTINGS. IRON PIPE SIZE.

(Cottage)

	1/8	1/4	3/8	1/2	3/4	1	1 1/4	1 1/2	2	2 1/2	3	3 1/2	4
Size, inch	.12	.17	.21	.28	.35	.50	.85	1.10	1.50	3.50	4.50	7.00	10.00
Elbows, each													
Elbows, Side Outlet, each	.48	.62	.88	1.10	1.55	2.00	2.75						
Elbows, Reducing, each	.22	.26	.35	.45	.62	1.10	1.40	1.90	4.40	5.65	8.75	12.50	
Elbows, 45°, each	.20	.22	.26	.34	.43	.60	1.06	1.34	1.80	4.20	5.40	8.40	12.00
Elbows, Street, each	.18	.21	.35	.55	.75	1.00	1.80	2.50	3.25				
Elbows, Drop, Male or Female, each	.20	.30	.40	.60	.85	1.20	1.90	2.50					
Bushings, Reducing, one size, each	.10	.12	.14	.21	.38	.50	.67	1.00	1.50	2.50	3.50	4.50	
Bushings, Reducing, two or more sizes, each	.15	.20	.28	.48	.65	.90	1.40	2.00	3.25	4.50	6.00		
“ one size, Flush or Faced, each	.10	.12	.14	.21	.38	.50	.67	1.00	1.50	2.50	3.50	4.50	
Bushings, Reducing two or more sizes, } Flush or Faced, each	.15	.20	.28	.48	.65	.90	1.40	2.00	3.25	4.50	6.00		
Tees, each	.15	.20	.30	.40	.50	.75	1.00	1.30	1.75	4.00	5.50	9.00	13.00
Tees, Reducing, each	.25	.38	.50	.63	.95	1.25	1.65	2.20	5.00	6.90	11.25	16.25	
Tees, Drop, Female, each	.35	.45	.70	1.05									
Unions, Ground Joint, Regular Finish, each	.32	.36	.50	.70	.90	1.25	1.70	2.50	3.60	6.00	7.75	18.00	23.00
Unions, Ground Joint, Rough, each	.35	.40	.55	.75	1.00	1.40	1.90	2.75	4.00	6.50	8.50	20.00	26.00
Crosses, each	.20	.30	.40	.50	.60	.80	1.50	2.00	3.50	5.00	7.00	10.00	14.50
Crosses, Reducing, each	.38	.50	.65	.75	1.00	1.90	2.50	4.40	6.25	8.75	12.50	18.00	
Couplings, each	.10	.14	.16	.25	.37	.50	.60	.90	1.35	2.40	3.50	5.00	7.00
Couplings, Right and Left, each	.16	.20	.30	.45	.60	.75	1.12	1.75	3.10	4.10			
Couplings, Reducing, each	.16	.22	.32	.45	.65	.90	1.12	1.85	3.00	4.50			
Caps, Hexagon, each	.15	.15	.20	.25	.35	.45	.60	.80	1.10	2.00	3.00	5.00	6.00
Plugs, each	.09	.10	.12	.15	.20	.28	.40	.50	.90	1.25	2.00	3.00	4.00
Locknuts, each	.10	.10	.12	.15	.20	.30	.45	.70	.95	1.50	2.75		
Return Bends, Close, each	.48	.56	.70	1.00	1.70	2.20	3.00	6.00	8.00				
Return Bends, Open, each	.60	.70	.88	1.25	2.15	2.75	3.75	8.20	11.00				

For list on Rough Recessed Brass Fittings, add 50% to above lists. Can furnish Solid Plugs at slight advance in price. See the Hayden Pipe Wrench, Fig. 670, for handling Brass Pipe.

ROUGH BRASS FITTINGS (TINNED). IRON PIPE SIZE.

(Cotton)

	1/8	1/4	3/8	1/2	3/4	1	1 1/4	1 1/2	2	2 1/2	3	3 1/2	4
Size, inch	.22	.27	.35	.43	.55	.70	1.05	1.35	1.90	4.00	5.10	8.00	11.50
Elbows, each													
Elbows, Side Outlet, each													
Elbows, Reducing, each	.32	.40	.50	.65	.82	.82	1.30	1.65	2.30	4.90	6.25	9.75	14.00
Elbows, 45°, each	.30	.32	.40	.49	.63	.80	1.26	1.57	2.15	4.63	5.90	9.30	13.40
Elbows, Street, each													
Elbows, Drop, Male or Female, each	.33	.44	.55	.80	1.05	1.40	2.15	2.90					
Bushings, Reducing, one size, each	.18	.20	.24	.31	.48	.62	.79	1.15					
Bushings, Reducing, two or more sizes, each	.23	.30	.38	.58	.77	1.02	1.55						
Tees, each	.25	.31	.45	.58	.73	1.00	1.25	1.70	2.30	4.75	6.50	10.50	15.00
Tees, Reducing, each	.36	.53	.68	.86	1.20	1.50	2.05	2.75	5.75	7.90	12.75	18.25	
Tees, Drop, Female, each	.55	.70	1.00	1.40									
Unions, Ground Joint, Rough, each	.45	.54	.73	.98	1.33	1.80	2.40	3.35	4.70	7.40	9.55	22.00	29.00
Unions, Finished, each	.42	.50	.68	.93	1.23	1.65	2.20	3.10	4.30	6.90	8.80	20.00	26.00
Crosses, each	.32	.43	.58	.71	.89	1.15	1.95	2.80	4.65	6.45	8.80	12.50	17.50
Crosses, Reducing, each	.51	.68	.86	1.04	1.35	2.35	3.30	5.55	7.70	10.55	15.00	21.00	
Couplings, each	.20	.24	.28	.40	.52	.70	.80	1.10	1.65	2.75	4.10	5.70	8.00
Couplings, Right and Left, each	.26	.32	.45	.60	.80	.80	.95	1.32	2.05	3.45	4.70		
Couplings, Reducing, each	.26	.34	.47	.60	.85	1.10	1.32	2.15	3.35	5.10			
Caps, Hexagon, each	.25	.25	.32	.40	.50	.65	.80	1.00	1.40	2.35	3.60	5.70	7.00
Plugs, each	.17	.18	.20	.25	.30	.38	.52	.62	1.05	1.45	2.25	3.30	4.50
Locknuts, each	.18	.18	.20	.25	.30	.40	.57	.85	1.10	1.70	3.00		
Return Bends, Close, each	.68	.80	1.01	1.35	2.27	3.20	4.30	8.00	10.80				
Return Bends, Open, each	.80	.94	1.19	1.60	2.72	3.75	5.05	10.20	13.80				

See the Hayden Pipe Wrench, Fig. 670, for handling Brass Pipe.

FINISHED BRASS FITTINGS. IRON PIPE SIZE. (Covert)

Size, inch	1/8	1/4	3/8	1/2	3/4	1	1 1/4	1 1/2	2	2 1/2	3	3 1/2	4
Elbows, each	.24	.34	.42	.56	.70	1.00	1.70	2.20	3.00	7.00	9.00	14.00	20.00
Elbows, Side Outlet, each			.96	1.24	1.76	2.20	3.10	4.00	5.50				
Elbows, Reducing, each	.44	.44	.52	.70	.90	1.24	2.20	2.80	3.80	8.80	11.30	17.50	25.00
Elbows, 45°, each	.40	.44	.52	.68	.86	1.20	2.12	2.68	3.60	8.40	10.80	16.80	24.00
Elbows, Street, each	.36	.42	.70	1.10	1.50	2.00	3.60	5.00	6.50				
Elbows, Drop, Male or Female, each			.60	.80	1.20	1.70	2.40	3.80	5.00	3.00	5.00	7.00	9.00
Bushings, Reducing, one size, each	.20		.24	.28	.42	.76	1.00	1.34	2.00	4.00	6.50	9.00	12.00
Bushings, Reducing, two or more sizes, each			.30	.40	.56	.96	1.30	1.80	2.80	8.00	11.00	18.00	26.00
Tees, each	.30	.40	.60	.80	1.00	1.50	2.00	2.60	3.50	8.00	11.00	18.00	26.00
Tees, Reducing, each	.50	.76	1.00	1.26	1.90	2.50	3.30	4.40	10.00	13.80	22.50	32.50	
Tees, Drop, Female, each	.70	.90	1.40	2.10									
Unions, Ground Joint, each	.40	.45	.63	.88	1.13	1.56	2.13	3.13	4.50	7.50	9.70	22.50	28.75
Crosses, each	.40	.60	.80	1.00	1.20	1.60	3.00	4.00	7.00	10.00	14.00	20.00	29.00
Crosses, Reducing, each	.76	1.00	1.30	1.50	2.00	3.80	5.00	8.80	12.50	17.50	25.00	36.00	
Couplings, each	.20	.28	.32	.50	.74	1.00	1.20	1.80	2.70	4.80	7.00	10.00	14.00
Couplings, Right and Left, each	.32	.40	.60	.60	.90	1.20	1.50	2.24	3.50	6.20	8.20		
Couplings, Reducing, each	.32	.44	.64	.64	.90	1.30	1.80	2.24	3.70	6.00	9.00		
Caps, Hexagon, each	.30	.30	.40	.50	.70	.90	1.20	1.60	2.20	4.00	6.00	10.00	12.00
Plugs, each	.18	.20	.24	.30	.40	.56	.80	1.00	1.80	2.50	4.00	6.00	8.00
Locknuts, each	.20	.20	.24	.30	.40	.60	.90	1.40	1.90	3.00	5.50		
Return Bends, Close, each			.96	1.12	1.40	2.00	3.40	4.40	6.00	12.00	16.00		
Return Bends, Open, each			1.20	1.40	1.76	2.50	4.30	5.50	7.50	16.40	22.00		

For list on Finished *Recessed* Brass Fittings, add 25% to the above lists.

For list on Nickel Plated Finished Brass Fittings, add 25% to the above lists.

CAST BRASS NIPPLES.

IRON PIPE SIZE.

ROUGH.

(Cowlick)

Size.	Length in inches.										
	Close	1 1/2	2	2 1/2	3	3 1/2	4	4 1/2	5	5 1/2	6
1/8 in. ea.,	.12	.14	.15	.15	.15	.15	.18	.21	.24	.27	.30
1/4 in. "	.15	.18	.20	.20	.20	.20	.24	.28	.32	.36	.40
3/8 in. "	.20	.25	.30	.30	.30	.30	.35	.40	.45	.50	.55
1/2 in. "	.25	.30	.35	.35	.35	.35	.41	.47	.53	.59	.65
3/4 in. "	.30		.38	.45	.45	.45	.45	.52	.59	.66	.73
1 in. "	.40		.50	.60	.60	.60	.60	.69	.78	.87	.96
1 1/4 in. "	.60		.75	.75	.90	.90	.90	.90	1.02	1.14	1.26
1 1/2 in. "	.90			1.10	1.25	1.25	1.25	1.25	1.39	1.53	1.67
2 in. "	1.25			1.45	1.60	1.60	1.60	1.60	1.79	1.98	2.17
2 1/2 in. "	2.50				2.75	3.00	3.00	3.00	3.00	3.28	3.56
3 in. "	3.50				4.00	4.50	4.50	4.50	4.50	4.90	5.30
3 1/2 in. "	5.10					6.00	6.00	6.58	7.16	7.74	8.32
4 in. "	6.75						8.00	8.00	8.67	9.34	10.68

Cast Brass Nipples *Finished*, double the above lists.

Cast Brass Nipples *Finished* and *Nickel Plated*, add 25 % to Finished lists.

We also make Nipples from Brass Tubing. Prices on application.

ROUGH BRASS FITTINGS.

FINE THREAD.

(Cowslip)

Size, inch	5/8	3/4	7/8	1	1 1/4	1 1/2	2
Acorn Caps, each	\$.20	.25	.35	.40	.45	.65	1.00
Bushings, Flush, each	.12	.14	.18	.21	.38	.50	.67
Bushings, Hexagon, each	.12	.14	.18	.21	.38	.50	.67
Caps, each	.20	.25	.30	.35	.45	.60	.80
Couplings, each	.16	.25	.32	.37	.50	.60	.90
Couplings, Reducing, each	.22	.32	.40	.45	.65	.90	1.12
Couplings, R. and L., each	.20	.30	.40	.45	.60	.75	1.12
Crosses, each	.40	.50	.55	.60	.80	1.50	2.00
Elbows, each	.21	.28	.32	.35	.50	.85	1.10
Elbows, 45°, each	.27	.34	.39	.42	.70	1.02	1.32
Elbows, Drop, Male or Female, each	.42	.56	.64	.70	1.00	1.70	2.20
Elbows, with Union, Ground Joints, each	.82	1.00	1.20	1.50	2.00	2.60	3.40
Locknuts, each	.12	.15	.18	.20	.30	.45	.70
Nipples, Close, each	.20	.25	.28	.30	.40	.60	.90
*Nipples, Long, each	.30	.35	.40	.45	.60	.90	1.25
Plugs, each	.12	.15	.18	.20	.28	.40	.50
Return Bends, Close, each	.51	.56	.63	.70	1.00	1.70	2.20
Return Bends, Open, each	.65	.70	.79	.88	1.25	2.15	2.75
Tees, each	.30	.40	.45	.50	.75	1.00	1.30
Tees, Drop, Female, each	.60	.80	.90	1.00	1.50	2.00	2.60
Tees, with Union, Ground Joint, each	.85	1.08	1.30	1.50	2.10	2.70	4.00
Unions, Ground Joint, Regular Finish, each	.55	.75	.90	1.00	1.40	1.90	2.75

Fine Thread Fittings *Finished*, double the above lists, except on Unions.


Fine Thread Fittings *Finished* and *Nickel Plated*, add 25 % to Finished lists.

*"Long" means on 5/8 inch, 3/4 and 7/8 inch sizes 2 inches to 3 1/2 inches long.
 " " " 1 " and 1 1/4 " " 2 1/2 " " 4 " "
 " " " 1 1/2 " and 2 " " 3 " " 4 1/2 " " "

ROUGH BRASS FITTINGS, CAST-IRON PATTERN.

IRON PIPE THREAD.


(Cracker)



Elbow.



Tee.



Cross.

Size, inch	$\frac{3}{8}$	$\frac{1}{2}$	$\frac{3}{4}$	1	$1\frac{1}{4}$	$1\frac{1}{2}$	2
Elbows, each	\$.28	.36	.70	1.00	1.50	2.00	3.00
Elbows, Reducing, each32	.42	.80	1.15	1.72	2.30	3.45
Elbows, R. and L., each32	.42	.80	1.15	1.72	2.30	3.45
Elbows, 45 ^o , each28	.36	.70	1.00	1.50	2.00	3.00
Tees, each40	.65	1.00	1.35	2.00	3.00	4.50
Tees, Reducing, each46	.75	1.15	1.55	2.30	3.45	5.20
Crosses, each60	.90	1.30	1.80	2.75	4.00	5.25

For these Fittings, *Finished*, double the list.

BRASS AND IRON STEAM GOODS.

We manufacture a full line of Brass and Iron Body Valves and Cocks; Throttle, Back-Pressure and Gate Valves; Brass Steam Cocks, Whistles, Water Gauges, Oil Cups and Lubricators; Fusible Plugs, Steam Bibbs, Air Cocks, etc., etc.



Globe Valve,
Steam Metal.



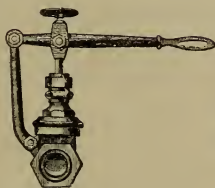
Globe Valve,
Iron Body.




Globe Valve,
Iron Body.




Gate Valve
Steam Metal



Quick Opening
Gate Valve.



Steam Cock,
Square Head, Screwed.



Air Cock.



Steam Whistle.



Water Gauge.

Steam Catalogue with discounts furnished upon application.

ERRATA.

Page 58. For Copper Balls and Rods see page 221; should read see page 215.

Page 83. The Lists on Fig. 233-A are per doz. The List on Fig. 233-B is for each.

Page 88. Should read Finished or Nickel Plated per doz.

Page 110. China Top Waste (second line) should read Solid China Knob on Top of Waste.

Page 199. The Lists printed are for Lavatory Stops *without* Stuffing Box. For Stops *with* Stuffing Box as illustrated add for $\frac{3}{8}$, $\frac{1}{2}$ and $\frac{5}{8}$ sizes \$3.00 and for $\frac{3}{4}$ size \$4.00.

Page 215. List on "Rods only" should read :

Size, inch.	5	6	7	8	10	12
Each	\$1.70	1.70	1.70	4.00	4.00	4.00


Page 221. The "N. B." at bottom of page was put there to correct error on page 58, as explained above.

Page 306. The line which reads "For distance of Spreads of Couplings see page 291," should read see page 302.

Page 324. The sizes of Fig. 533 should read 2, 3, $3\frac{1}{2}$ and 4 inches, instead of 2, $2\frac{1}{2}$, 3 and 4 inches, but on Fig. 534 they are correct as printed.

Page 393. In last clause the word "tube" should read "tub."

JAN 3 1905,







LIBRARY OF CONGRESS



0 028 145 848 6