

Wikipedia beginners



WIKIPEDIA
The Free Encyclopedia

Adding wildlife sounds to wikipedias



Clem Rutter
30 November 2015



1. Starting points

Create a Wikipedia Account for yourself- and log on.

Immediately go to page

WP:WS2015

This shows useful information- and more importantly a list of birds. A sound file has already been placed on each English Wikipedia page at the British Library edit-a-thon in November 2015.

Sound files

The sound files are located at

[\[:commons:Category:Wildlife Sounds in the British Library\]](#).

The task

The task is to add sound files, in two places, to each bird in the list. Firstly on **English Wikipedia** and then on **all the other wikipedia** that have an article on that bird. This is easier than you think- though a bit of a challenge.

The first method is to choose a language that you recognise- and plod through the bird list on WP:WS2015.

The second method is to choose a bird- and run down the list – copying the same sound file into the correct place in each language. Its a bit like Cluedo but very fast.

j

2. Looking at the web page

To do a song bird justice we need to add a sound clip to **two places** in the article.

In the **infobox** (**taxobox**) at the top of the page,

The screenshot shows the Wikipedia editing interface for the article 'European pied flycatcher'. The browser title is 'Editing European pied flycatcher - Wikipedia, the free encyclopedia - Mozilla Firefox'. The URL is 'https://en.wikipedia.org/w/index.php?title=European_pied_flycatcher'. The page content includes the Wikipedia logo, navigation links, and the start of the article text. A red warning message states: 'This is only a preview; your changes have not yet been saved! → Go to editing area'. The article text begins with: 'The **European pied flycatcher** (*Ficedula hypoleuca*) is a small **passerine bird** in the **Old World flycatcher** family. One of the four species of **Western Palearctic black-and-white flycatchers**, it **hybridizes** to a limited extent with the **collared flycatcher**.^[2] It breeds in most of **Europe** and western **Asia**. It is migratory, wintering mainly in western **Africa**.^{[1][3]} It usually builds its nests in holes on oak trees.^[4] This species practices **polygyny**, usually bigamy, with the male travelling large distances to acquire a second mate. The male will mate with the secondary female and then return to the primary female in order to help with aspects of child rearing, such as feeding.^{[2][5]}

- 5 Parental care
- 6 Feeding
 - 6.1 Diet
- 7 Status
 - 7.1 Lifecycle
 - 7.2 Management and conservation
 - 7.2.1 Grant funding for conservation
- 8 References
- 9 External links

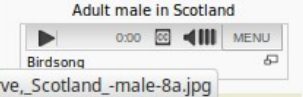
Taxonomy

The European pied flycatcher is an **Old World flycatcher**, part of a family of **insectivorous** songbirds which typically feed by darting after insects.^[2] The Latin word *ficedula* means "small fig-eating bird". The term *hypoleuca* comes from two Greek roots, *hupo* and "lukos. *Hupo* means "below", and *lukos* means "white".^[2]

Description



This is a 12–13.5 centimetres (4.7–5.3 in) long bird. The breeding male is mainly black above and white below, with a large white wing patch, white tail sides and a small forehead patch. The **Iberian subspecies** *iberiae* (known as **Iberian pied flycatcher**) has a larger forehead patch and a



In the article in the **Description** section that is headed as **Description**, or **Voice**.

Examples of Taxobox

```
{{Taxobox
| name = European pied flycatcher
| status = LC
| status_system = IUCN3.1
| status_ref = <ref name=IUCN>{{IUCN|id=22709308 |title='Ficedula hypoleuca'
|assessors=[[BirdLife International]] |version=2013.2 |year=2012
|accessdate=26 November 2013}}</ref>
| image = Ficedula hypoleuca -Wood of Cree Nature Reserve, Scotland -male-8a.jpg
| image_width =
| image_caption = Adult male in Scotland [[File:Ficedula hypoleuca.ogg|thumb|center|
Birdsong]]
| regnum = [[Animal]]ia
| phylum = [[Chordata|Chordata]]
| classis = [[bird|Aves]]
| ordo = [[Passeriformes]]
| familia = [[Muscicapidae]]
| genus = ''[[Ficedula]]''
| species = ''''F. hypoleuca''''
| binomial = ''Ficedula hypoleuca''
| binomial_authority = ([[Peter Simon Pallas|Pallas]], 1764)
| range_map =
| range_map_alt =
| range_map_caption =
<div style="text-align: left;"><big>{{Legend2|#00ae24|Approximate range|border=1px
solid #aaa}}
}}
```

Insert here

The critical lines

```
| image = Ficedula hypoleuca -Wood of Cree Nature Reserve, Scotland -male-8a.jpg
| image_width =
| image_caption = Adult male in Scotland [[File:Ficedula hypoleuca.ogg|thumb|center|Birdsong]]
| image_caption = Adult male in Scotland [[File:Ficedula hypoleuca.ogg|thumb|center]]
```

Insert here

Examples of the Description or Code section

```
The Latin word ficedula means “small fig-eating bird”. The term hypoleuca comes from
two Greek roots, hupo and “lukos. Hupo means “below”, and lukos means “white”.
<ref name=habitat />
==Description==
[[File:Ficedula hypoleuca IMG 4747.JPG|thumb|left|Adult female in [[Sweden]].]]
[[File:Ficedula hypoleuca.ogg|thumb|European pied flycatcher vocalization]]
This is a {{convert|12|-|13.5|cm|in}} long bird. The breeding male is mainly black above
and white below, with a large white wing patch, white tail sides
```

Insert here

The critical lines

```
[[File:Ficedula hypoleuca.ogg|thumb|center|Birdsong]]
[[File:Ficedula hypoleuca.ogg|thumb|left|Birdsong]]
```

If we dispense with the caption- we have a piece of code we can paste anywhere—in any language.

```
[[File:Ficedula hypoleuca.ogg|thumb|left]]
```

3. Adding the song to each Wikipedia in turn

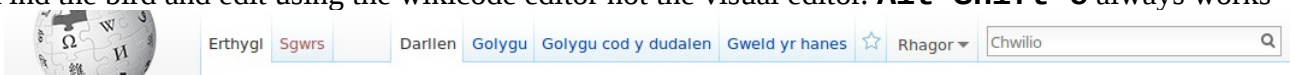
The code `[[File:Ficedula hypoleuca.ogg|thumb|left]]` is valid in every language. It just takes a little detective work to find out where to place it. Copy the code using **Ctrl-C**, and it will stay in the buffer until you overwrite it. Go to each page in turn, find the spot in the taxobox and **Ctrl-V**- preview and then save. If you speak that language you can drop a sound-bar in the text as well. This is not a race but you should manage a page every 90 seconds. The languages that have beaten me are Urdu and Arabic.

Method

1. Stage one- go to English- that has been done and **Ctrl-C** the sound file name `[[File:Pied_Flycatcher_(Ficedula_hypoleuca)_(W1CDR0001423_BD1).ogg|center|thumb]]`. You hold tight to this.
2. Stage two. Start on the list of languages- start with Cyraeg. You need to open the wikitext editor- you know where the button should be, one will sat Random letters, and nest to it will be one with two words- like Random letters and more. It will mean *edit*, and **edit code**- we need the code editor. In the wiki code editor will be a familiar taxobox or infobox. Find the image file (bird name or other.jpg). The caption or Tekst will be nearby. (To check, look at the picture on that page, under it will be the caption.) At the end of the caption click **Ctrl-V** and it will paste in the stored code- that always works. Now click preview (yes, it is in the second position)- is it correct? If so, save.
3. Stage three. Select the next language.

Case study Cymraeg

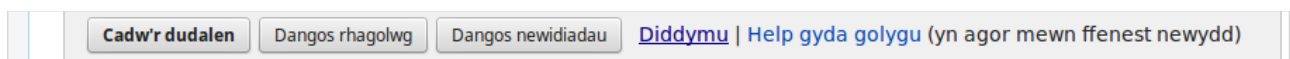
Find the bird and edit using the wikicode editor not the visual editor. **Alt-Shift-e** always works



```
{{Blwch tacson
| enw = Gwybedog Brith
| delwedd = Trauerschnäpper auf Esche cutted.jpg
| maint_delwedd = 200px
| neges_delwedd = Ceiliog Gwybedog Brith

[[File:Pied_Flycatcher_(Ficedula_hypoleuca)_(W1CDR0001423_BD1).ogg|center|thumb]]
| regnum = [[Animalia]]
| phylum = [[Chordata]]
| classis = [[Aves]]
| ordo = [[Passeriformes]]
| familia = [[Muscicapidae]]
| genus = ''[[Ficedula]]''
| species = ''''F. hypoleuca''''
| enw_deuenwol = ''Ficedula hypoleuca''
| awdurdod_deuenwol = ([[Peter Simon Pallas|Pallas]], 1764)
}}
```

Look for 3 lines with the same word. Here delwedd. The image is a .jpg, the image size is always in px, the other is the caption. Go to the end and add **Ctrl-v**.



Now preview that is the second one **Alt-Shift-p**, and if all is well, save **Alt-Shift-v**

Variations

There are some slight twists to this.

Twist 1

No caption field /no idea what the word is in that language. Well if the image line says

```
| imagem = bird.jpg,      try typing
| imagem2 = (then Cnt1-V).
```

Do a preview, and then if OK save.

Twist 2.

There is some code

```
{{image list |bird.jpg|birdie.jpg}}      (ie no File: keyword)-
```

just insert the sound.ogg in between them (**Cntl-V** and erase the extra bits) so you get

```
{{image list| bird.jpg|Pied_Flycatcher_(Ficedula_hypoleuca)_(W1CDR0001423_BD1).ogg
|birdie.jpg}}
```

that may work. A similar technique can be used to add two sound file to one picture

Twist 3.

Some of the French and German wikis use a different type of taxobox code- this can be hacked but I can't write any firm rules on the method. From the French:

```
{{Taxobox début | animal | ''Passer domesticus'' | House Sparrow mar08.jpg
| Mâle adulte.[[Fichier:House Sparrows (Passer domesticus) (W1CDR0001537 BD13).ogg
|center]] | classification=COI }}
```

4. Help

There are in addition two wikimedia templates that may be useful

```
{{Listen
| filename = Fringilla coelebs short.ogg
| title    = Birdsong
| plain    = yes
}}
{{audio|Fringilla coelebs short.ogg|Birdsong|help=no|right}}
```

Further help can be found by typing

Help:Sound_file_markup



This booklet was produced for training session
for British Library and Europeana Sounds
given by the Wikimedia Community
at
The British Library
on 7th November 2015.



User:ClemRutter

The text is released under terms of the Creative Commons License CC-BY-SA 3.0 which may be found at <http://creativecommons.org/licenses/by-sa/3.0/>

The BL, Europeana and Wikimedia logos remain under respective copyright.