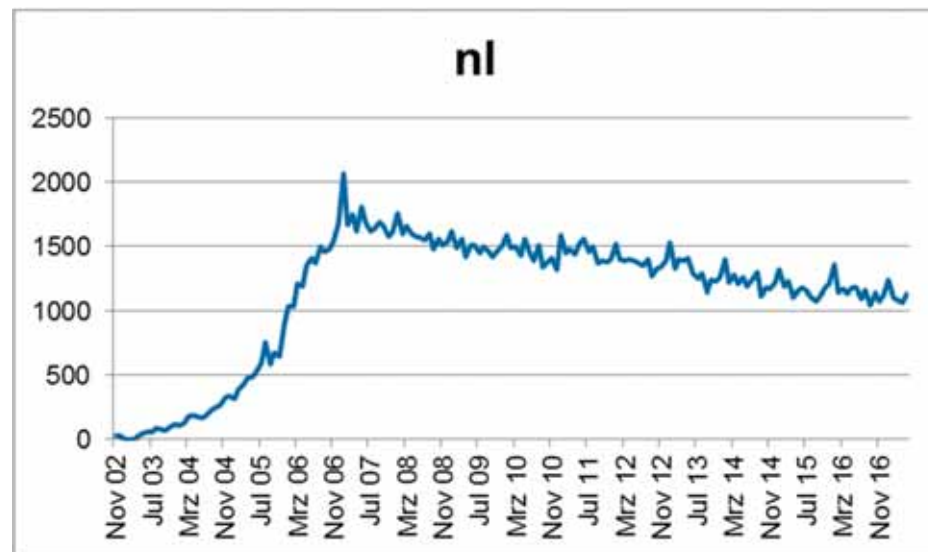


Holder

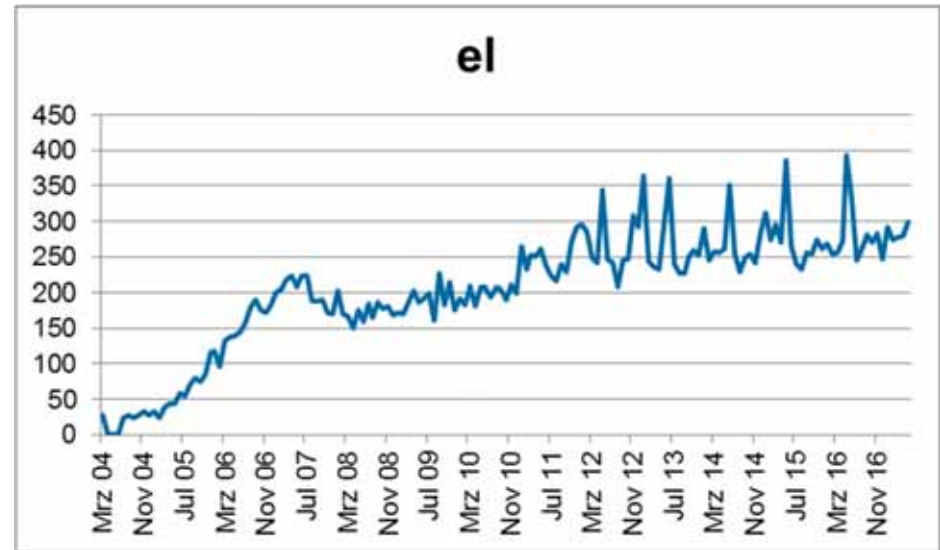
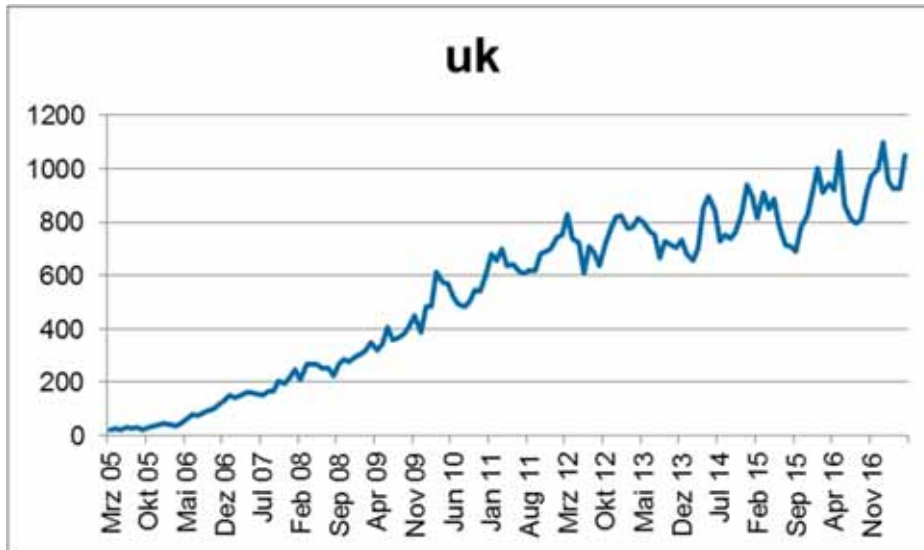
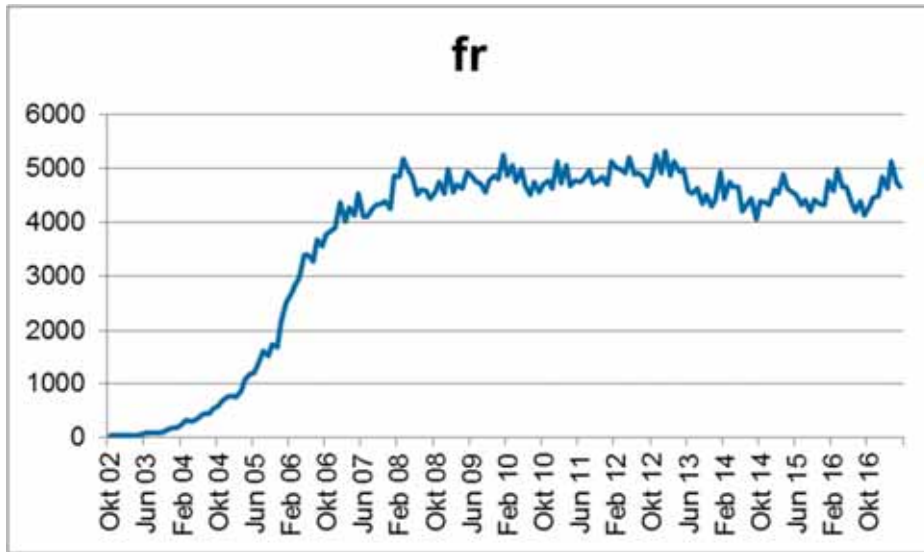
# Administration in anderen Sprachversionen

AdminCon 2018, Hornberg 23.-25. März 2018

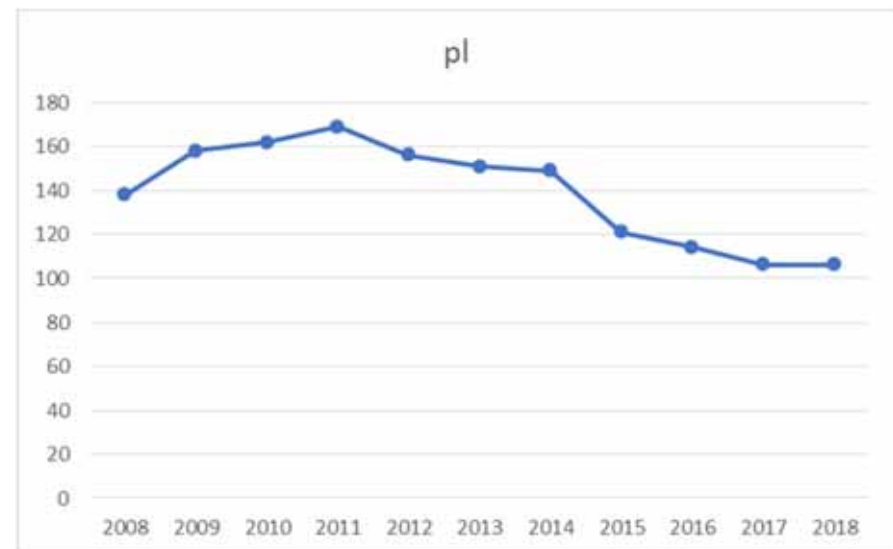
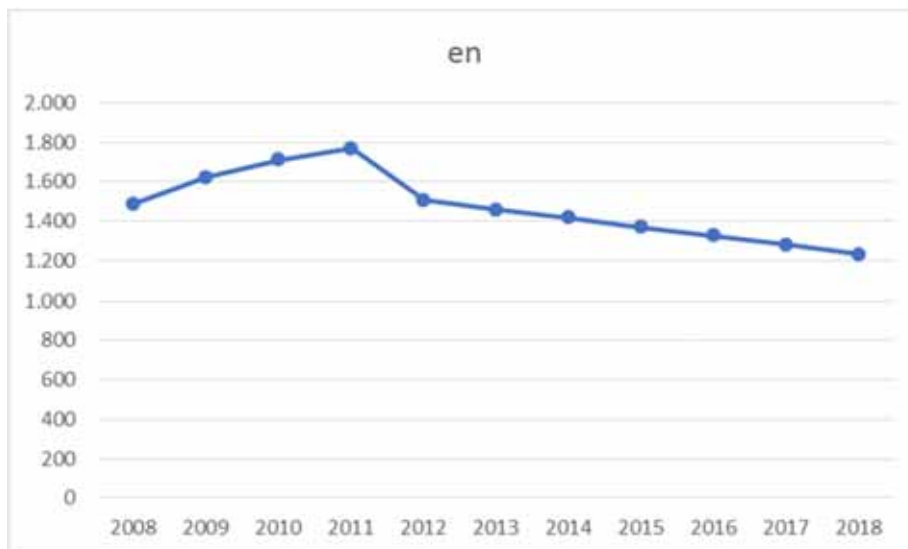
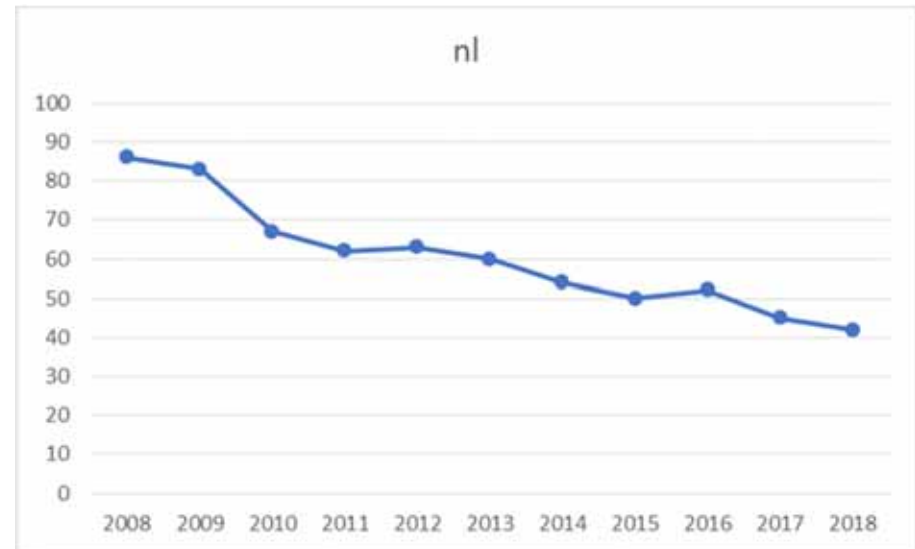
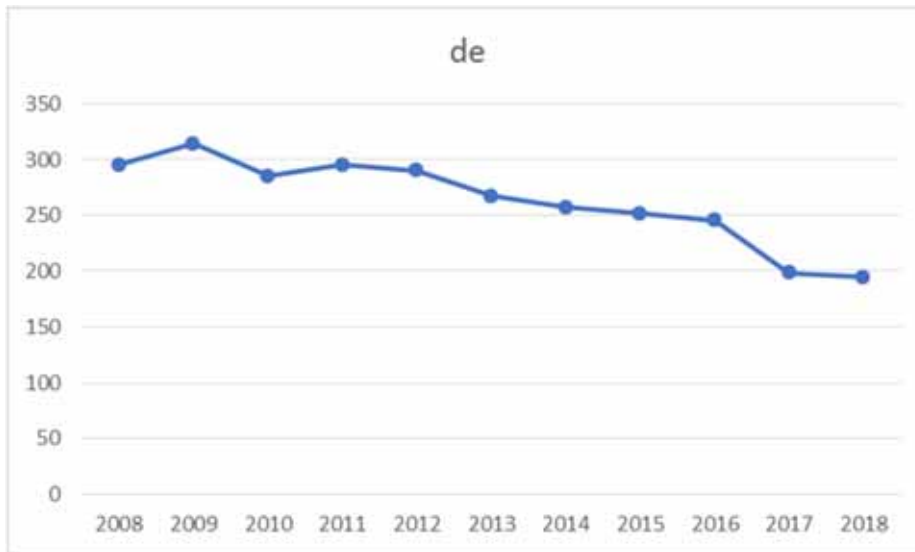
# Aktivitätsmuster



# Aktivitätsmuster

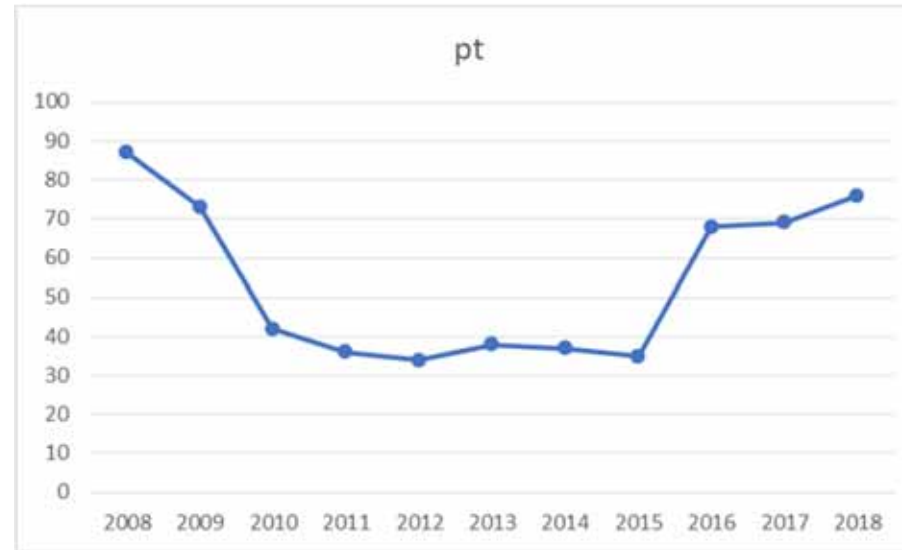
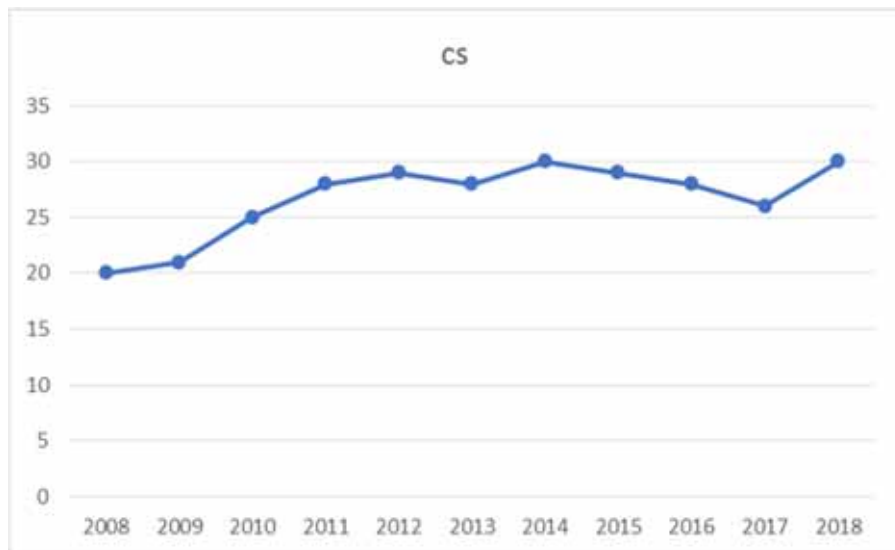
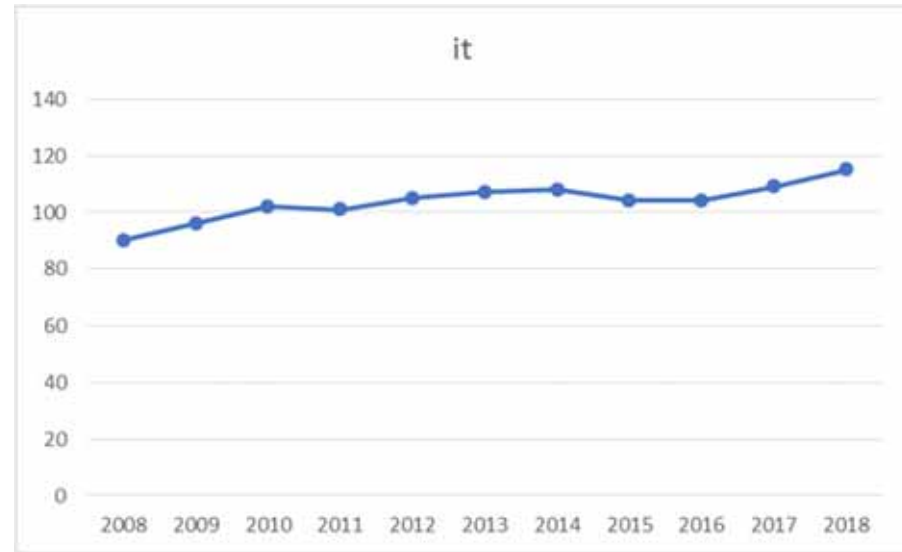
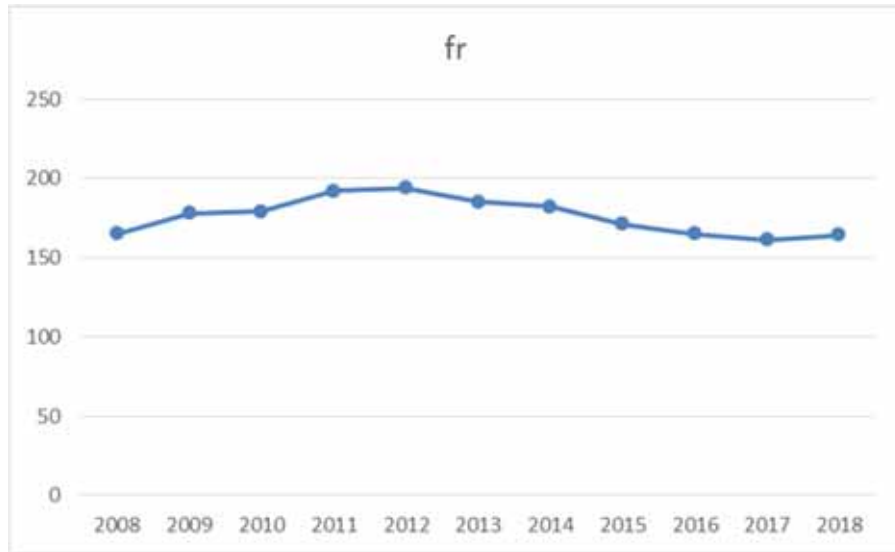


# Adminstatistik



Quelle: [https://meta.wikimedia.org/wiki/List\\_of\\_Wikipedias/Table](https://meta.wikimedia.org/wiki/List_of_Wikipedias/Table)

# Adminstatistik



Quelle: [https://meta.wikimedia.org/wiki/List\\_of\\_Wikipedias/Table](https://meta.wikimedia.org/wiki/List_of_Wikipedias/Table)

## Sehr aktive Benutzer (> 100 edits im ANR) in Relation zu Admins

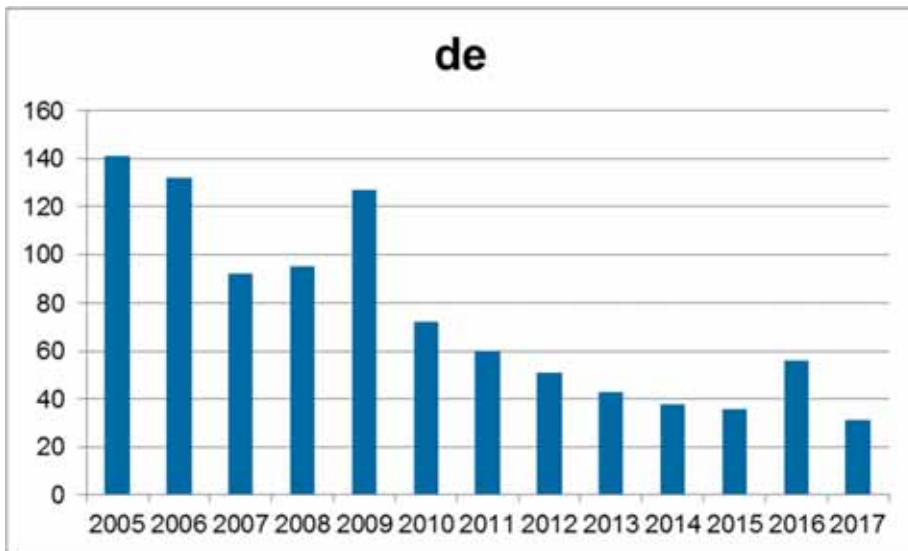
ja	9,0	fi	2,4
es	6,9	sr	2,3
ru	6,6	pl	2,3
fr	4,9	el	2,2
<b>de</b>	<b>4,7</b>	ro	2,2
uk	4,7	vi	2,0
nl	4,6	sk	1,8
ko	4,5	no	1,7
zh	4,0	sv	1,7
ar	3,7	tr	1,4
hu	3,6	bg	1,3
ca	3,5	da	1,3
fa	3,5	lt	1,2
he	3,3	id	1,1
it	3,2	et	0,8
cs	2,9	hr	0,7
pt	2,5	sl	0,5

Eigenen Berechnungen nach:

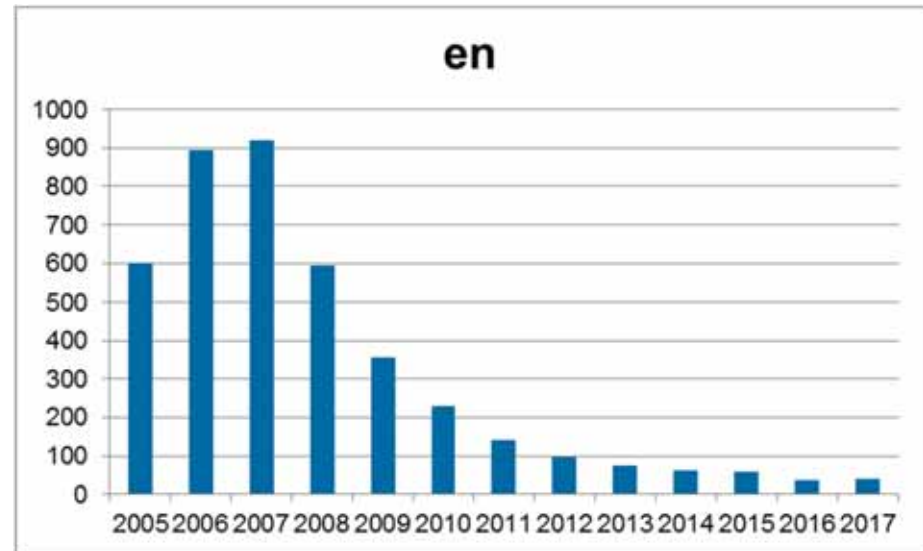
[https://meta.wikimedia.org/wiki/List\\_of\\_Wikipedias/Table](https://meta.wikimedia.org/wiki/List_of_Wikipedias/Table)

<https://stats.wikimedia.org/EN/TablesWikipediansEditsGt5.htm>

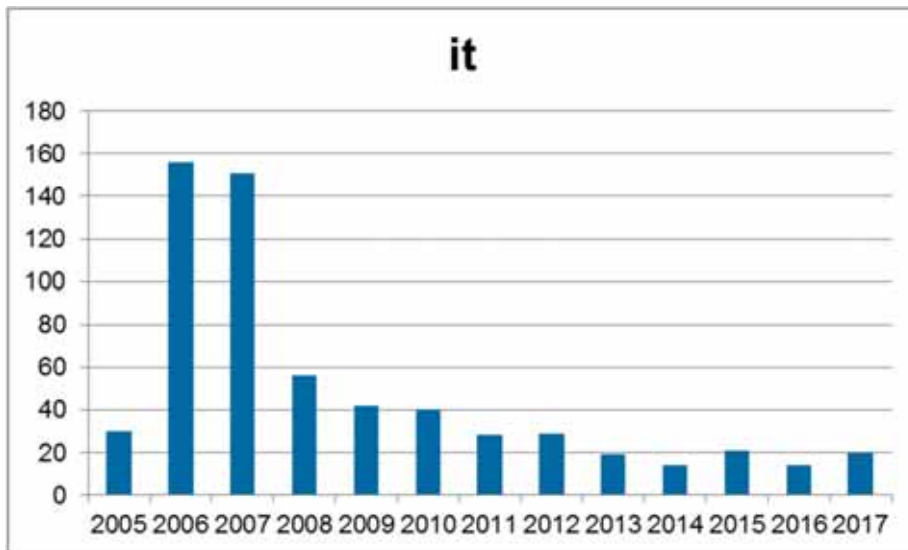
# Adminkandidaturen



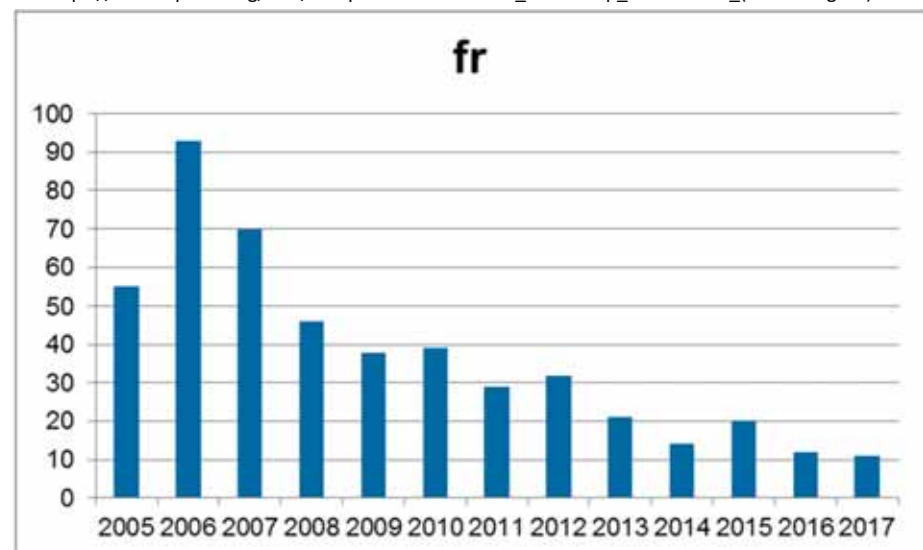
<https://de.wikipedia.org/wiki/Wikipedia:Adminkandidaturen/Archiv>



[https://en.wikipedia.org/wiki/Wikipedia:Successful\\_requests\\_for\\_adminship](https://en.wikipedia.org/wiki/Wikipedia:Successful_requests_for_adminship)  
[https://en.wikipedia.org/wiki/Wikipedia:Unsuccessful\\_adminship\\_candidacies\\_\(Chronological\)](https://en.wikipedia.org/wiki/Wikipedia:Unsuccessful_adminship_candidacies_(Chronological))

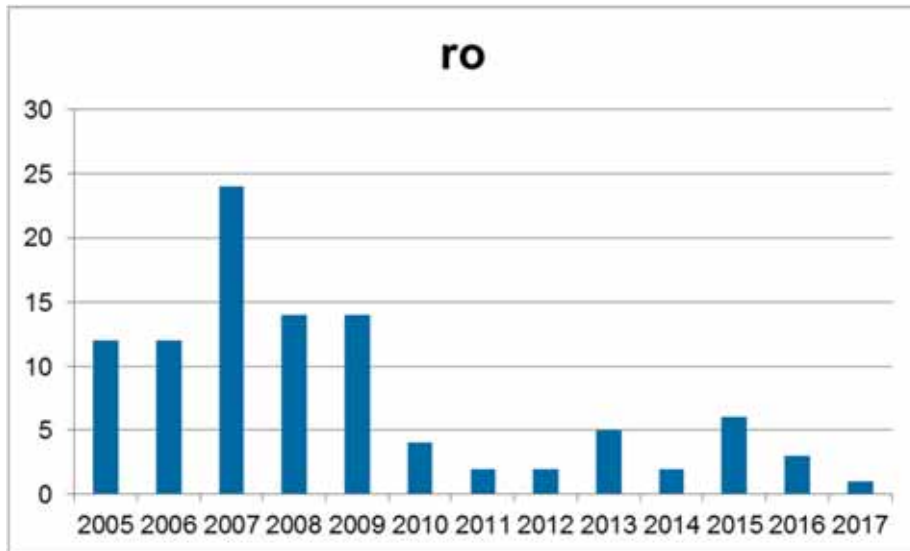


<https://it.wikipedia.org/wiki/Wikipedia:Amministratori/Candidati/Archivio>

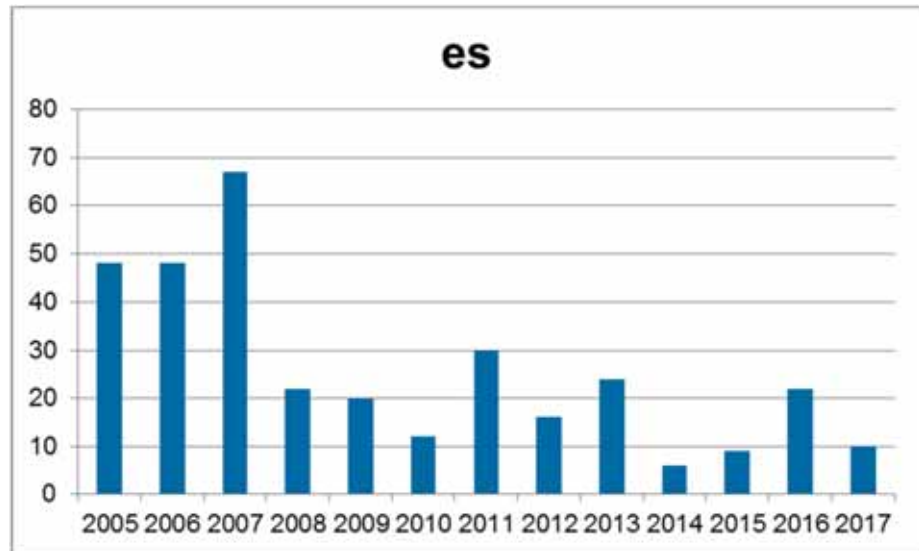


[https://fr.wikipedia.org/wiki/Wikip%C3%A9dia:Candidature\\_au\\_statut\\_d'administrateur/Archives](https://fr.wikipedia.org/wiki/Wikip%C3%A9dia:Candidature_au_statut_d'administrateur/Archives)

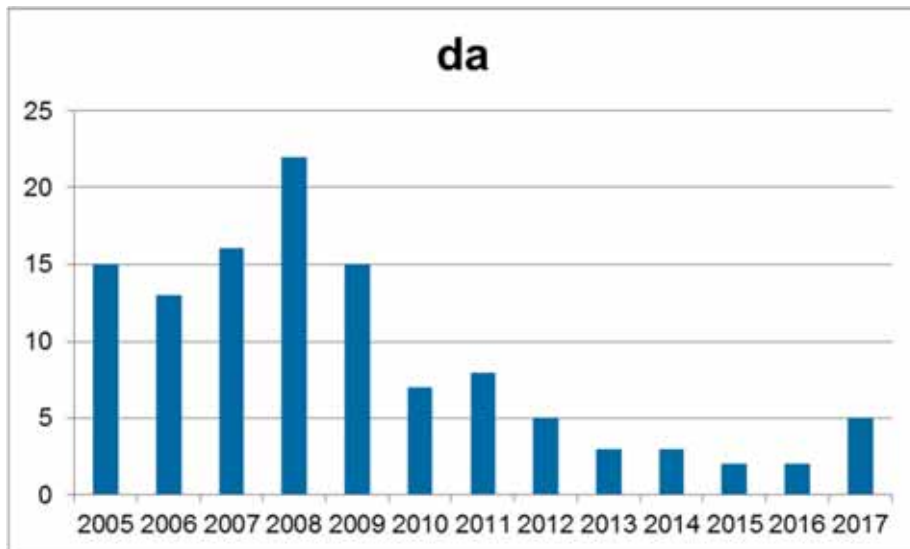
# Adminkandidaturen



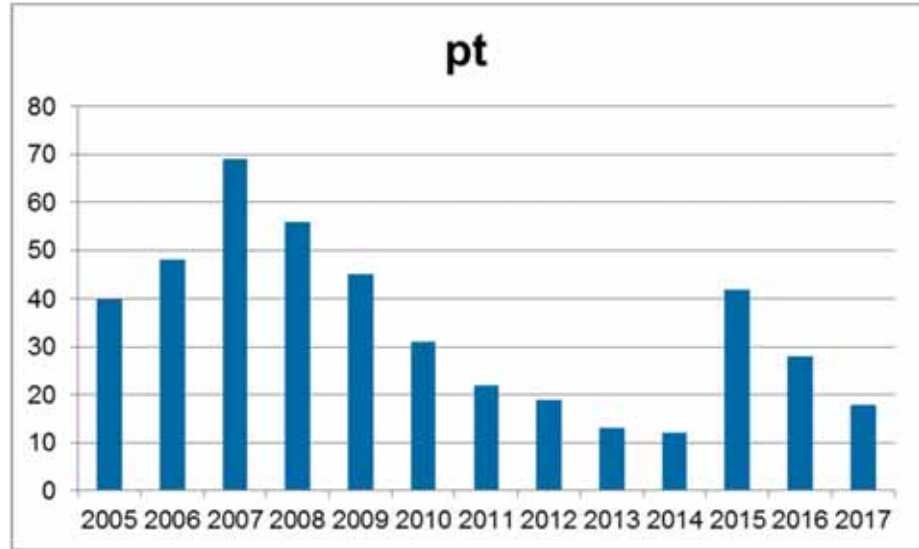
<https://ro.wikipedia.org/wiki/Wikipedia:Candidații/Arhivă>



[https://es.wikipedia.org/wiki/Wikipedia:Candidaturas\\_a\\_bibliotecario/Archivo](https://es.wikipedia.org/wiki/Wikipedia:Candidaturas_a_bibliotecario/Archivo)



[https://da.wikipedia.org/wiki/Wikipedia:Ansøgning\\_om\\_administratorstatus](https://da.wikipedia.org/wiki/Wikipedia:Ansøgning_om_administratorstatus)



[https://pt.wikipedia.org/wiki/Wikipédia:Administradores/Pedidos\\_de\\_aprovação/Arquivo](https://pt.wikipedia.org/wiki/Wikipédia:Administradores/Pedidos_de_aprovação/Arquivo)



# Nichterfolgreiche Kandidaturen

	en	de	pt
2005	36%	41%	15%
2006	61%	39%	44%
2007	56%	40%	57%
2008	66%	36%	68%
2009	66%	48%	71%
2010	67%	42%	71%
2011	63%	43%	50%
2012	71%	37%	37%
2013	54%	37%	46%
2014	65%	37%	58%
2015	64%	42%	29%
2016	56%	43%	54%
2017	48%	68%	50%

Quelle: <https://xtools.wmflabs.org/adminstats>  
 alle Adminaktionen 2001-2017  
 alle Admins 2001-2017

	total ↓	delete ↓	restore ↓	(re)block ↓	unblock ↓	(re)protect ↓	unprotect ↓	import ↓	rights ↓
<b>en</b>	16.167.185	11.248.393	266.900	3998.695	93.889	451.345	60.533	12.024	35.406
<b>de</b>	5.143.469	3.791.787	62.036	836.999	16.857	356.575	26.713	40.445	12.057
<b>fr</b>	5.949.252	1.968.967	55.985	3.707.044	41.286	141.163	32.146	864	1.797
<b>ru</b>	4.765.768	1.556.012	18.225	3.103.407	4.349	70.480	2.408	0	10.887
<b>es</b>	2.264.840	1.919.187	34.345	235.511	3.404	65.679	3.821	78	2.815
<b>it</b>	2.067.095	1.561.624	44.598	259.357	5.400	188.916	4.020	267	2.913
<b>ja</b>	1.239.086	467.806	23.561	692.417	9.173	40.269	5.172	6	682
<b>pl</b>	2.550.997	1.278.577	14.806	1.226.049	3.566	18.926	2.871	21	6.181
<b>nl</b>	2.035.809	976.693	9.788	593.598	438.680	13.500	2.357	5	1.188
<b>zh</b>	798.223	620.191	18.303	102.810	1.783	48.083	3.055	4	3.994
<b>pt</b>	1.242.556	991.312	13.758	153.115	2.247	74.667	4.297	0	3.160
<b>sv</b>	527.871	404.332	11.650	99.071	2.084	7.674	1.648	0	1.412
<b>he</b>	722.502	594.654	8.904	69.887	3.058	38.768	4.617	49	2.565
<b>uk</b>	318.941	292.389	5.686	13.052	493	5.816	367	0	1.138
<b>hu</b>	292.884	270.576	4.404	9.320	447	5.369	357	0	2.411
<b>fi</b>	2.087.829	248.438	2.005	1.829.769	1.009	2.878	509	0	3.221
<b>ko</b>	283.191	254.801	3.336	16.552	514	7.089	530	0	369
<b>no</b>	433.305	273.982	3.625	143.111	918	5.465	921	3.475	1.808
<b>vi</b>	325.354	179.096	2.045	65.757	415	12.798	300	64.330	613
<b>ca</b>	143.611	122.758	1.588	15.856	293	2.368	243	0	505
<b>tr</b>	788.314	703.126	11.408	60.381	856	9.215	999	0	2.329
<b>ar</b>	973.113	745.741	22.948	182.118	3.497	11.798	1.543	604	4.864
<b>cs</b>	346.450	271.764	4.751	59.088	1.016	7.503	405	796	1.127
<b>fa</b>	826.356	389.905	15.119	398.708	1.201	15.759	1.048	2.122	2.494
<b>sr</b>	233.136	220.548	2.681	3.947	309	3.599	582	2	1.468
<b>ro</b>	242.850	230.969	1.793	6.632	392	2.026	382	91	565
<b>bg</b>	147.815	136.752	1.250	6.259	130	2.774	252	0	398
<b>id</b>	235.226	207.660	2.680	18.733	258	4.999	255	1	640
<b>da</b>	188.150	144.762	2.586	35.730	2.083	1.816	236	0	937
<b>el</b>	128.775	113.418	2.793	7.544	328	2.711	400	1.446	135
<b>sh</b>	21.765	19.029	449	1.314	39	610	22	0	302
<b>th</b>	208.341	196.470	924	6.842	151	3.470	357	0	127
<b>et</b>	66.342	61.303	566	3.721	180	315	92	2	163
<b>sk</b>	132.443	118.235	972	8.704	179	3.922	269	0	162
<b>lt</b>	103.367	87.868	1.004	12.383	383	1.207	344	0	178
<b>sl</b>	69.921	62.246	848	4.509	108	1.457	576	0	177
<b>hr</b>	136.772	113.787	1.253	13.566	427	6.820	449	0	470

# Anteil Sperren an Gesamt-Adminaktionen

fi	88%	ca	11%
ru	65%	es	10%
fr	62%	hr	10%
ja	56%	he	10%
fa	48%	id	8%
pl	48%	tr	8%
no	33%	sk	7%
nl	29%	sl	6%
en	25%	sh	6%
vi	20%	el	6%
da	19%	ko	6%
sv	19%	et	6%
ar	19%	bg	4%
cs	17%	ka	4%
<b>de</b>	<b>16%</b>	uk	4%
zh	13%	th	3%
it	13%	hu	3%
pt	12%	ro	3%
lt	12%	sr	2%

Eigene Berechnungen nach  
<https://xtools.wmflabs.org/adminstats>

# Zahl der Importe und Anteile an Gesamt-Adminaktionen

vi	64.330	19,8%
<b>de</b>	<b>40.445</b>	<b>0,8%</b>
en	12.024	0,1%
no	3.475	0,8%
fa	2.122	0,3%
el	1.446	1,1%
fr	864	< 0,1%
cs	796	0,2%
ar	604	0,1%
it	267	< 0,1%
ro	91	< 0,1%
es	78	< 0,1%
he	49	< 0,1%
pl	21	< 0,1%
ja	6	< 0,1%
nl	5	< 0,1%
zh	4	< 0,1%
sr	2	< 0,1%

Eigene Berechnungen nach  
<https://xtools.wmflabs.org/adminstats>

## Anteil Edits [IPs] an Edits [Benutzer + IPs]

ja	42%	pl	20%
es	39%	sk	20%
pt	37%	hr	19%
tr	35%	lt	19%
it	33%	nl	19%
ko	32%	cs	18%
en	32%	et	16%
fr	29%	he	16%
ru	26%	ro	16%
zh	25%	no	14%
bg	24%	fa	12%
id	24%	sr	11%
fi	24%	uk	11%
da	23%	ca	11%
el	22%	vi	11%
ar	22%	hu	10%
<b>de</b>	<b>21%</b>	sl	10%
sv	21%	ka	6%

Eigene Berechnungen nach

<https://stats.wikimedia.org/EN/PlotsPngEditHistoryTop.htm>

# Edits [Benutzer + IPs] in Relation zu Seitenlöschungen

ja	121	bg	37
ca	70	no	36
en	70	pt	36
ko	61	ka	35
zh	57	da	34
fr	57	cs	33
vi	56	nl	30
ru	50	id	29
fi	49	lt	28
et	47	he	27
hu	47	fa	26
uk	42	sr	25
el	41	sk	25
sv	41	pl	24
it	41	hr	23
es	40	ro	22
sl	39	tr	19
<b>de</b>	<b>39</b>	ar	17

Eigene Berechnungen nach  
<https://stats.wikimedia.org/EN/PlotsPngEditHistoryTop.htm>  
<https://xtools.wmflabs.org/adminstats>

# Edits [Benutzer + IPs] in Relation zu Seitenschutz

et	9.203	tr	1.482
fi	4.251	ja	1.404
ca	3.641	id	1.207
da	2.721	cs	1.197
ro	2.508	es	1.165
hu	2.365	ru	1.107
ko	2.182	ar	1.075
nl	2.159	fr	788
sv	2.153	vi	778
uk	2.094	zh	740
lt	2.064	sk	739
no	1.801	fa	638
bg	1.800	pt	475
en	1.749	<b>de</b>	<b>414</b>
el	1.721	he	407
sl	1.678	hr	381
pl	1.647	it	335
sr	1.548	ka	115

Eigene Berechnungen nach  
<https://stats.wikimedia.org/EN/PlotsPngEditHistoryTop.htm>  
<https://xtools.wmflabs.org/adminstats>

# Gesamtedits in Relation zu Edits an Bearbeitungsfiltern

et	307.362	he	36.188
sl	291.320	lt	35.723
no	186.245	sv	28.486
pl	102.843	sk	26.542
vi	97.754	<b>de</b>	<b>26.118</b>
hu	78.827	ar	24.194
es	63.566	ru	17.985
sr	62.863	it	17.518
nl	61.460	ko	17.120
da	55.259	zh	16.642
ja	49.535	uk	16.359
id	44.940	tr	15.731
en	44.571	el	14.947
hr	42.593	cs	12.749
bg	42.352	pt	9.804
fr	40.327	fa	8.605
ro	36.890	fi	8.350

Eigene Berechnungen nach  
Special:Log&type=abusefilter  
Special:Statistics