







LIST  
OF THE  
SPECIMENS  
OF  
DIPTEROUS INSECTS  
IN  
THE COLLECTION  
BRITISH MUSEUM.



---

PART V.

SUPPLEMENT I.

2018 ~~7107~~ 38

PRINTED BY ORDER OF THE TRUSTEES.  
LONDON, 1854.

---

LONDON :  
PRINTED BY EDWARD NEWMAN,  
2, DEVONSHIRE ST., BISHOPSGATE.

---

18605

SL. No. 088391





## INTRODUCTION.

---

THE principal object of the present Catalogue has been to give a complete list of the specimens of Dipterous Insects contained in the collection of the British Museum, indicating at the same time the peculiarities of each, as regards variations of character, locality, and the source from whence it has been derived. With this view, the different individuals of each species contained in the collection are indicated by the letters *a, b, c, &c.*, following the name of the species and its synonyms, and the description, if it appeared to have been before undescribed.

The Catalogue of Dipterous Insects has been prepared and the new species described by MR. FRANCIS WALKER, F.L.S., so well known for his attention to this order of Insects.\*

This part contains a revision of the families *Stratiomidae*, *Xylophagidae* and *Tabanidae*, with a description of the species added since the former parts were printed.

JOHN EDWARD GRAY.

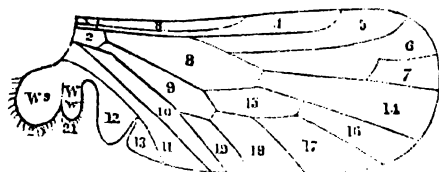
*British Museum,*  
*September, 1854.*





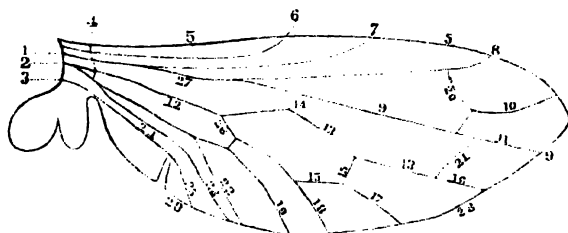


Fig. A.—AREOLETS.



- |                  |                          |
|------------------|--------------------------|
| 1. Humeral.      | 10. Anal.                |
| 2. Radical.      | 11. Axillary.            |
| 3. Subcostal.    | 12. Axillary lobe.       |
| 4. Mediastinal.  | 13. Subaxillary lobe.    |
| 5. Radial.       | 14. Subapical.           |
| 6. Cubital, 1st. | 15. Discal.              |
| 7. Cubital, 2nd. | 16-19. Exetno-medial.    |
| 8. Præbrachial.  | 20. Subcutellar winglet. |
| 9. Pobrachial.   | 21. Subaxillary winglet. |

Fig. B.—VEINS



- |                         |  |
|-------------------------|--|
| 1. Humeral axis.        | 14. Median veinlet.                              |
| 2. Conjugate axis.      | 15. Discal veinlet.                              |
| 3. Axillary vein.       | 16-19. Exetno-medial veins, including subapical. |
| 4. Humeral veinlet.     | 20. Subradial veinlet.                           |
| 5. Costa.               | 21. Subapical veinlet.                           |
| 6. Mediastinal vein.    | 22. Subanal vein.                                |
| 7. Subcostal vein.      | 23. Anal vein.                                   |
| 8. Radial vein.         | 24. Axillary vein.                               |
| 9. Cubital vein.        | 25. Subaxillary vein.                            |
| 10. First branch vein.  | 26. Pobrachial veinlet.                          |
| 11. Second branch vein. | 27. Præfurca.                                    |
| 12. Præbrachial vein.   | 28. Posterior margin.                            |
| 13. Ditto (continued).  |  |

[To face page 1].

# LIST OF DIPTERA.

---

## SECOND SERIES.

---

### PART I.

---

#### Class. DIPTERA.

Os sutorium, proboscide, setis inclusis, tarsisque. Tarsi pentameri. Alæ binæ; halteres bini pone alas.

#### Sub-class 1. PROBOSCIDEA.

Antennæ capitis fronte insertæ. Pedes approximati.

Proboscidea, *Latr.*

#### Order 1. BRACHYCERA.

Palpi porrecti, aut proboscide incumbentes, quasi exarticulati. Antennæ articulis post 3um connatis, vel extremis nimis attenuatis. Alarum areola analis ferme clausa; venæ posteriores ramosæ, vel anastomosi connexæ.

Brachocera (Hexachæta, Tetrachæta et Dichæta), *Macq. Hist. Nat. Dipt. i. 183. Westw.*

Brachycera (Polychæta et Dichæta), *Zett. Dipt. Scand. i. 1, 3.*

## Family 1. STRATIOMIDÆ.

Caput sat magnum. Antennæ 5—10 articulatæ. Alæ completæ; vena costalis prope alæ apicem terminata; vena cubitalis furcata; areola analis longa. Halteres manifesti.

*Stratiomydes*, *Latr. Gen. Crust.; Fall.; Meig.; Macq.; Zett.*

*Tetrachæta*, p., *Macq. Hist. Nat. Dipt.* i. 218.

*Notacantha*, p., *Latr.; Macq. Hist. Nat. Dipt.* i. 220; *Perty; Westw.*

*Xylophagii*, p., *Meig.; Latr.; Macq.*

*Xylophagidæ*, p., *Steph.*

*Stratiomidæ et Beridæ*, *Westw.*

*Stratiomida*, *Perty.*

*Xylophagina*, p., *Perty.*

*Xylophagi*, p., et *Stratiomydæ*, *Loew.*

*Polychæta*, p., *Zett.*

*Xylophagii*, p., et *Stratiomydæ*, *Zett.*

*Stratiomenæ*, *Rondani.*

Tribe, *Tabanidii*. Sub-tribe, *Stratiomydæ*, *Bigot.*

The accompanying plate sufficiently illustrates the wing-veins of this family, which is especially characterized by the principal wing-veins being crowded together towards the costa, the discal areolet also is much in front of the middle of the wing, and the externo-medial veins are secondary, or are more or less faintly indicated. This structure is most apparent in the first, fourth and fifth groups of the ensuing arrangement, the other genera are abnormal, and may be separated from this family. *Xenomorpha* and *Exochostoma* are the most aberrant, on account of their simple cubital vein.

The transition of the structure of the antennæ of *Nemocera* to that of *Brachycera* begins with the *Stratiomidæ*; the joints after the second are no longer equal and equidistant, but are closely connected, and form one mass, and are generally considered as a single joint.

A. Antennarum articulus 3us simplex.

A. Arista nulla aut brevis.

a. Antennæ 10-articulatæ.

a. Antennæ ramosæ. - - - - 1. *Ptilocera.*

b. Antennæ simplices.

i. Scutellum bituberculatum. - - - 2. *Exochostoma.*

ii. Scutellum 4—8 spinosum.

1. Palpi clavati. - - - - 3. *Diphysa.*

2. Palpi suboleleti. - - - - 4. *Beris.*

3. Palpi longi. - - - - 5. *Actina.*

LIST OF DIPTERA.

- iii. Scutellum bispinosum. - - - 6. Cyphomyia.  
 iv. Scutellum muticum.  
 1. Frons non concava. Thorax capitis  
 latitudine. - - - - 7. Hermetia.  
 2. Frons concava. Thorax capite an-  
 gustior. - - - - 8. Thorasena.
- B. Antennæ 6—9 articulatae.**  
**a. Scutellum spinosum.**  
 i. Scutellum quadrispinosum.  
 1. Antennarum flagellum elongatum,  
 dilatatum. - - - - 9. Phyllophora.  
 2. Antennarum flagellum breve, conicum. 10. Acanthina.  
 ii. Scutellum bispinosum.  
 1. Antennarum arista indistincta.  
 \* Antennæ apice attenuatae. - - 11. Stratiomys.  
 \*\* Antennæ apice capitatae. - - 12. Alliocera.  
 2. Antennarum arista distincta, biarti-  
 culata. - - - - 13. Clitellaria.  
 iii. Scutellum unispinosum.  
 1. Abdomen transversum - - - - 14. Platyna.
- b. Scutellum muticum.**  
 i. Abdomen orbiculatum. - - - - 15. Cyclogaster.  
 ii. Abdomen elongatum.  
 1. Antennæ pubescentes, non stylatae. 16. Xenomorpha.  
 2. Antennæ glabrae, arista brevi villosa vel pubescente.  
 \* Antennarum articulus Ius brevis. 17. Eudmeta.  
 \*\* Antennarum articulus Ius elon-  
 gatus. - - - - 18. Acrochæta.
- B. Arista setiformis.**  
**A. Scutellum bispinosum.**  
**a. Antennarum flagellum fusiforme.**  
 i. Abdomen rotundatum. - - - - 19. Oxycera.  
 ii. Abdomen elongatum.  
 1. Arista dorsalis. - - - - 20. Hoplistes.  
 2. Arista terminalis. - - - - 21. Dicranophora.  
**b. Antennarum flagellum subulatum. - 22. Rhaphiocera.**
- B. Scutellum muticum.**  
**a. Epistoma porrectum.**  
 i. Antennarum articulus ultimus longus,  
 setiformis. - - - - 23. Nematelus.  
 ii. Antennarum articulus ultimus longus,  
 linearis. - - - - 24. Biastes.  
 iii. Antennarum articulus ultimus brevis-  
 simus. - - - - 25. Metabasis.

b. *Epistoma declive*.i. *Scutellum bituberculatum*. 26. *Basentidema*.ii. *Scutellum non tuberculatum*.1. *Antennarum flagellum elongatum vel conicum*.\* *Antennarum arista gracilis, nuda*.27. *Chrysochlora*.\*\* *Antennarum arista crassa, basi pubescens*. - - - -28. *Cacosis*.2. *Antennarum flagellum rotundatum vel ellipticum*.\* *Antennæ 6-articulatæ* - - - - 29. *Sargus*.\*\* *Antennæ 7-articulatæ*. - - - 30. *Chrysomyia*.\*\*\* *Antennæ 8-articulatæ*. - - - 31. *Pachygaster*.B. *Antennarum articulus 3us furcatus*. - - - 32. *Chauna*

The genera of this family present a great diversity of structure, and will form several groups or sub-families which are here indicated :—

## Group 1.

Genera *Ptilocera*, *Cyphomyia*, *Phyllophora*, *Acanthina*, *Platyna*, *Clitellaria*, *Cyclogaster*, *Oxycera*.

## Group 2.

*Beris*, *Actina*, *Diphysa*, *Exochostoma*.

## Group 3.

*Hermetia*, *Thorasena*, *Eudmeta*.

## Group 4.

*Stratiomys*, *Alliocera*.

## Group 5.

*Basentidema*? *Nemotelus*, *Biastes*, *Metabasis*.

## Group 6.

*Chrysochlora*, *Cacosis*, *Acrochæta*, *Sargus*, *Chrysomyia*, *Pachygaster*, *Hoplites*, *Dicranophora*, *Rhaphiocera*.

## Group 7.

*Chauna*.

## Group? 8.

## Xenomorpha.

## Genus 1. PTILOCERA.

Antennæ 10-articulatæ, ramosæ, non stylatæ; articulus 3us simplex. Scutellum quadrispinosum. Abdomen crassum, subcontractum.

Mediastinal vein ending at beyond half the length of the wing. Subcostal and radial ending at about two-thirds of the length. First branch of the cubital ending at a little beyond half the distance between the radial and the second branch which ends as far in front of the tip of the wing. Three complete externo-medial veins. Subanal vein joining the anal at some distance from the border. Median veinlet distinct, but very short. Discal areolet hexagonal.

*Ptilocera*, *Wied. Nov. Dipt. Gen.* 7; *Auss. Zweifl.* ii. 58; *Macq. Stratiomys*, p., *Fabr.*

## 1. PTILOCERA SMARAGDINA.

*Ptilocera smaragdina*, *Cat. of Diptera*, Pt. 3, 525.

Philippine Islands.

## 2. PTILOCERA CONTINUA.

*Ptilocera continua*, *Diptera Saundersiana*, 2, 84.

Java.

## 3. PTILOCERA QUADRIDENTATA.

*Nigra*; thorax antice utrinque viridi-aureus; scutellum quadrispinosum; abdomen chalybeum, albo maculatum; alæ fuscæ, in mare fascia dilutiore.

*Stratiomys quadridentata*, *Fabr. Syst. Antl.* 86, 33.

*Ptilocera quadridentata*, *Wied. Nov. Dipt. Gen.* 7.

Sumatra. Java.



## 4. PTILOCIERA LATERALIS.

*Nigra; antennæ basi testaceæ; thorax albo bivittatus; abdominis latera testacea; alæ ad costam et apud venas nigricantes.*

*Ptilocera lateralis*, *Macq. Dipt. Exot. Suppl. i. 48, 1.*

Hab. ———?

## Genus 2. EXOCHOSTOMA.

Caput fere sphaericum. Palpi filiformes, triarticulati. Labrum breve, excavatum. Ocelli in triangulum dispositi. Oculi convexi, rotundati, nudi. Antennæ 10-articulatæ, flagello subuliformi; articulus 1us elongatus; 2us cyathiformis; 3us, 4us, 5us, et 6us breves, cylindrici; 7us longior, apice attenuatus; 8us, 9us, et 10us breves, graciles. Scutellum tuberculis duobus approximatis. Abdomen segmentis sex. Pedes graciles, fere nudi.

*Exochostoma*, *Macq. Ann. Soc. Ent. Fr. xi. 42.*

Cubital vein simple, ending on the fore border, far before the tip of the wing. Four incomplete externo-medial veins. Subanal vein joining the anal at some distance from the border. Median veinlet distinct.

## 1. EXOCHOSTOMA NITIDA.

*Nigra, nitida; tibiæ flavæ; alæ nigricantes.*

*Exochostoma nitida*, *Macq. Ann. Soc. Ent. Fr. xi. 43, pl. 4, Pt. 2, f. 1—6.*

Provence.

## Genus 3. DIPHYSA.

Palpi brevissimi. Antennæ 10-articulatæ, capite longiores; flagellum sublineare, non stylatum. Scutellum quadrispinosum.

*Xylophagus*, p., *Wied.*

*Diphysa*, *Macq. Dipt. Exot. i. 1, 172.*

*Beris*, p., *Loew.*

Mediastinal vein ending at far beyond half the length of the wing. Subcostal and radial ending at about three-fourths of the length. First branch of the cubital short, slightly curved, ending at much before half the distance between the radial and the tip of the second branch which is some little distance in front of the tip of the wing. First, second and fourth externo-medial veins complete; third incomplete. Subanal vein very robust, joining the anal at some distance from the border. Median veinlet distinct, short. Discal areolet heptagonal.

### 1. DIPHYSA SPINIGER.

*Xylophagus spiniger*, *Wied. Cat. Dipt. Brit. Mus.*

*Beris Servillei*, *Macq. Dipt. Exot. i. 1, 172, 1, pl. 21, f. 1; Suppl. i. 47, 1.*

*a—f.* Auckland, New Zealand. Presented by Col<sup>o</sup> Bolton.

### 2. DIPHYSA APICALIS.

*Diphysa apicalis*, *Cat. Dipt. Brit. Mus.*

*a—f.* Auckland, New Zealand. Presented by Col. Bolton.

### 3. DIPHYSA? RUFIPALPIS.

*Nigra; antennæ articulo 3o basi fulvo; scutellum quadrispinosum; pedes nigro-picei, tarsi postici femoribusque basi albo-flavis, tarsi anticis fulvescentibus; alæ maculis duabus fuscis.*

*Xylophagus rufipalpis*, *Wied. Auss. Zweifl. ii. 619, 10.*

*Diphysa rufipalpis*, *Macq. Dipt. Exot. i. 1, 172.*

*Beris rufipalpis*, *Loew, Ent. Zeit. Stett. vi. 306, 13.*

Mexico.

### 4. DIPHYSA? SEXSPINOSA.

*Cerulea; thorax flavo bivittatus, scutello sexspinoso; alæ fuscæ, stigmatibus flavido.*

*Diphysa? sexspinosa*, *Macq. Dipt. Exot. Suppl. i. 46, 1, pl. 5, f. 1.*  
Brazil.

## LIST OF DIPTERA.

### Genus 4. BERIS.

Palpi fere obsoleti. Antennæ subfusiformes, non stylatæ; flagellum subconicum. Scutellum plerumque spinis 4—8 armatum.

*Beris*, *Latr. Gen. Crust.*; *Meig.*; *Wied.*; *Macq.*; *Curt.*; *Zett.*  
*Musca*, p., *Linn.*; *Forster*; *Fabr.*; *Schr.*

*Stratiomys*, p., *Fabr.*; *Forster*; *Gmel.*; *Geoffr.*; *Panz.*; *Fall.*  
*Actina*, p., *Meig.*; *Kluss.*

Mediastinal vein ending at beyond half the length of the wing. Subcostal ending at a little beyond the mediastinal. Radial ending at three-fourths of the length. First branch of the cubital straight or nearly so, ending at before half the distance between the radial and the tip of the second branch, which is very little in front of the tip of the wing. • Præbrachial ending at a little behind the tip by means of the first externo-medial, second and fourth externo-medial complete, subanal united to the anal at some distance from the border, and thus closing the anal areolet. Discal veinlets forming two sides of the pentagonal or hexagonal discal areolet. Median veinlet distinct. Humeral, subcostal, mediastinal, radial, first cubital, second cubital, præbrachial, pabrachial, anal, axillary, subapical, discal, and three externo-medial areolets complete. Axillary lobe and subaxillary lobe incomplete. Subapical areolet occupying the tip of the wing.

### Europe.

#### 1. BERIS CLAVIPES.

*Nigra*; abdomen luteum; pedes flavi, tarsis fuscis; alæ fuliginosæ.

*Musca clavipes*, *Linn.*

*Beris clavipes*, *Loew, Isis*, 1840, 518.

*a—f.* England. From Mr. Stephens' collection.

*g.* Chepstow. Presented by F. Walker, Esq.

*h.* Interlacken, Switzerland. Presented by F. Walker, Esq.

#### 2. BERIS VALLATA.

*Nigra*; abdomen luteum; pedes flavi, tibiis apice tarsisque flavis; alæ maris fuscæ, læminæ hyalinæ. B. M.

LIST OF DIPTERA.

*Musca vallata*, Forster.

*Beris vallata*, Loew, *Isis*, 1840, 518.

a—f. England. From Mr. Stephens' collection.

g. Chepstow. Presented by F. Walker, Esq.

3. BERIS CHALYBEATA.

*Æneo-viridis*; abdomen nigrum; pedes fulvi, femoribus fuscis;  
alæ fuscae.

*Musca chalybeata*, Forster.

a—f. England. From Mr. Stephens' collection.

4. BERIS FUSCIPES.

*Nigra*; scutellum æneum; pedes fuscii, tibiis tarsisque nonnunquam  
flavis; alæ fuscescentes.

*Beris fuscipes*, Meig.

Germany.

a, b. England. From Mr. Stephens' collection.

5. BERIS MORRISII.

*Cyaneo-viridis*; frons fœminæ angusta; scutellum spinis nigris;  
abdomen nigro-cupreum; pedes flavi, tarsorum articulis 2o ad  
5um fuscis.

*Beris Morrisii*, Dale, *Entomologist*, 175.

*Beris pallipes*, Loew, *Ent. Zeit. Stett.* vi. 284, 5.

England.

6. BERIS DUBIA.

Mas. *Ænea*; caput, scutelli radii sex abdomenque glabrum, nigra;  
pedes fuscii, geniculis tarsisque basi flavis; alæ fusco-hyalinæ;  
halteres pallidi.

*Beris dubia*, *Zett. Ins. Lapp.* 512, 1; *Dipt. Scand.* i. 132, 1. Loew,  
*Ent. Zeit. Stett.* vi. 286, 6.

Sweden. Lapland.

## 7. BERIS GENICULATA.

*Cyaneo-viridis*; caput nigro-viride; antennarum articulus 3us ferrugineus; scutellum spinis viridibus; abdomen nigrum; pedes nigri, genubus fulvis; alæ maris nigricantes, fœminæ cineræ.

*Beris geniculata*, Haliday; *Curt. Brit. Ent.* 337.

a. England. From Mr. Stephens' collection.

North America.

## 8. BERIS QUADRIDENTATA.

*Beris quadridentata*, *Cat. of Diptera*, Pt. 1, 127.

## 9. BERIS LATA.

*Beris lata*, *Cat. of Diptera*, Pt. 1, 127.

## 10. BERIS BREVIS.

*Beris brevis*, *Cat. of Diptera*, Pt. 1, 127.

## 11. BERIS VIRIDIS.

*Viridi-ænea*; antennæ flavæ, apice nigro-fuscæ; scutellum spinis quatuor flavis; abdomen nigro-fuscum, flavo marginatum; pedes flavi, tarsi basi et tibiis posticis apice fuscis; alæ hyalinae, basi flavescentes.

*Beris viridis*, Say, *Long's Exped. to St. Peter's River*, *Append.* 368, 1. *Wied. Auss. Zweifl.* i. 83, 2. *Loew, Ent. Zeit. Stett.* vi. 305, 10.

Pennsylvania.

## 12. BERIS DORSALIS.

*Nigra*; antennæ basi flavescentes; abdomen basi medio flavidum; pedes flavidi, tibiis anticis et posticis supra nigro-fuscis; alæ apud costam fuscæ.

*Sargus dorsalis*, Say, *Long's Exped. Append.* 377, 4.

*Beris dorsalis*, *Weid. Auss. Zweifl.* i. 540, 3. *Loew, Ent. Zeit. Stett.* vi. 306, 11.

Pennsylvania.

## South America.

## A. Thorax metallicus.

a. Tibiæ flavæ - - - - - B. tricolor, Wied.

b. Tibiæ nigre. - - - - - B. albitarsis, Macq.

B. Thorax niger. - - - - - B. Guerinii, Macq.

## 13. BERIS TRICOLOR.

*Viridi-ænea; antennæ fulvæ, basi apiceque nigre; scutellum quadrispinosum; abdomen fuscum; pedes flavi, tibiæ posticæ apice fusce, tarsi antici fusci, basi albidi; alæ infumate.*

Beris tricolor, Wied. *Auss. Zweifl.* i. 83, 1, 575. *Loew, Zeit. Stett.* vi. 305, 9.

Brazil.

a. South America. From Mr. Saunders' collection.

## 14. BERIS ALBITARSIS.

*Mas. Violacea; scutellum quadrispinosum; abdomen fulvum, apice fuscum; pedes nigri, femoribus fulvis, tarsi basi albis; alæ fusce.*

Beris albitarsis, Macq. *Dipt. Exot. Suppl.* i. 47, 3.

Venezuela, Colombia.

## 15. BERIS GUERINII.

*Nigru; scutellum octospinosum; alæ fusce, basi luteæ; halteres flavi.*

Beris Guerinii, Macq. *Dipt. Exot. Suppl.* i. 48, 4. pl. 5, f. 4.

South America.

Asia.

## 16. BERIS JAVANA.

*Mas. Nigro-fusca, cyanescens; scutellum spinis quatuor fulvis armatum; pedes fulvi, tarsi posticis gracilibus; alæ costa subfusce.*

Beris javana, Macq. *Dipt. Exot.* i. 2, 188.

## Australia, New Zealand.

## A. Abdomen metallicum.

A. Antennæ fuscae, basi testaceæ. - - - quinquecella, *Macq.*B. Antennæ nigræ. - - - - - substituta, *Walk.*B. Abdomen fulvum. - - - - - incisuralis, *Macq.*

## 17. BERIS QUINQUECELLA.

Mas. *Violacea*; scutellum quadrispinosum; antennæ fuscae, basi testaceæ; pedes fulvi; alæ arcolis quinque posticis.

Beris quinquecella, *Macq. Dipt. Exot. Suppl. i. 47, 2, pl. 5, f. 2.*

Tasmania.

## 18. BERIS SUBSTITUTA.

Fœm. *Viridis aut æneo-viridis*; antennæ nigræ; palpi testacei; scutellum spinis quatuor fulvis; abdomen purpureo-cupreum; pedes fulvi, femoribus tibiisque fusco fasciatis; alæ subcinereæ, stigmatate venisque nigris.

Dull green or æneous green. Antennæ black. Palpi testaceous. Scutellum with four tawny spines. Abdomen purplish cupreous. Legs tawny; femora and tibiæ with brown bands. Wings grayish; stigma and veins black. Length of the body 2 lines; of the wings  $3\frac{1}{2}$  lines.

This species has three externo-medial veins, and the first branch of the cubital vein is very short, proceeds almost directly to the border, and thus forms an unusually large angle with the second branch. In this character it differs more than *Actina* from most of the species of *Beris*.

a—d. Auckland, New Zealand. Presented by Col. Bolton.

## 19. BERIS INCISURALIS.

Fœm. *Viridi-ænea*; antennæ nigræ, basi testaceo variæ; scutellum sexspinosum; abdomen fulvum, apice incisurisque nigris; pedes fulvi, femoribus apice tibiisque posticis nigris, tarsis fuscis; alæ subsufuscentes.

Beris incisuralis, *Macq. Dipt. Exot. Suppl. ii. 28, 5.*

New Holland.

## Genus 5. ACTINA.

*Stratiomys*, p., *Forster*.

*Actina*, p., *Meig. Klass. Zweifl.*

*Xylophagus*, p., *Latr.*

*Beris*, p., *Meig.*; *Macq.*; *Loew.*

*Actina*, *Curt. Brit. Ent.* 337.

Palpi longi. Antennæ subfusiformes, non stylatæ; flagellum subconicum. Scutellum spinis armatum.

Mediastinal vein ending at beyond half the length of the wing. Subcostal ending at a little beyond the mediastinal. Radial ending at two-thirds of the length. First branch of the cubital straight or slightly curved, and variable also in its length and in the angle which it forms with the second branch, which ends at a little in front of the tip of the wing. Præbrachial or first externo-medial ending at a little behind the tip. Second and fourth externo-medial complete, third abbreviated, or rudimentary. Subanal united to the anal at some distance from the border. Discal veinlets forming two sides of the hexagonal discal areolet. Median veinlet distinct. Humeral, subcostal, mediastinal, radial, first cubital, second cubital, præbrachial, anal, axillary, subapical, discal, and three externo-medial areolets complete, as are also the axillary and the subaxillary lobes. Subapical areolet occupying the tip of the wing.

## 1. ACTINA TIBIALIS.

*Æneo-iridis*; scutellum flavo spinosum; abdomen nigrum; pedes flavi, tibiis posticis fuscis; alæ subfuscescentes, ad costam obscuriores.

*Beris tibialis*, *Meig.*

a—f. England. From Mr. Stephens' collection.

g. Chesham. Presented by F. Walker, Esq.

## 2. ACTINA OPPOSITA.

*Mas. Cyaneo-iridis, albo-tomentosa*; palpi flavi; antennæ fulvæ, apice nigre; scutellum spinis testaceis; abdomen testaceum, segmentorum marginibus posticis maculisque lateralibus trigonis apiceque nigris; pedes testacei, femoribus posticis apice fuscis, tibiis posticis fulvo cinctis; alæ limpidæ.



Antennæ tawny, black towards the tips. Palpi pale yellow. Thorax bright bluish green, with whitish down; scutellum with testaceous spines. Abdomen testaceous; segments black along the hind borders and with a triangular black spot on each side; tip black. Legs testaceous; tips of the hind femora brown; hind tibiæ brown with a tawny middle band. Wings limpid; stigma testaceous. Length of the body 3 lines; of the wings 6 lines.

This species much resembles *A. tibialis*, but is larger, and sufficiently distinct in other characters, and especially in the branch of the cubital vein which is longer, and more oblique and curved, and resembles that of most species of *Beris*.

*a* Auckland, New Zealand. Presented by Col. Bolton.

### 3. ACTINA SIMILIS.

*Chalybea*; abdomen nigro-ceruleum; pedes nigri, femoribus scæm. basi plus minusve flavis; alæ fuscæ, ad costam nigro-fuscæ.

*Stratiomys similis*, Forster.

This species has the third externo-medial rudimentary, and thus has most resemblance to the species of *Beris* in which it is wholly wanting. It is mentioned as British erroneously in the first 'Catalogue of Diptera.'

France. Germany. Sicily.

*a*. Interlacken, Switzerland. Presented by F. Walker, Esq.

### Genus 6. CYPHOMYIA.

Antennæ 10-articulatæ, simplices, non stylatæ; articulus 3us simplex. Scutellum sapisissime bispinosum.

*Cyphomyia*, Wied. Zool. Mag. iii.; Auss. Zweifl. ii. 54; Latr.; Macq.

*Stratiomys*, p., Fabr.; Coqueb.

Mediastinal vein ending at beyond half the length of the wing. Subcostal ending at very little beyond the mediastinal. Radial ending before two-thirds of the length. First branch of the cubital straight, short, ending at about half the distance between the radial and the second branch which ends at some distance in front of the tip of the wing. Four complete nearly straight externo-medial veins. Subanal vein united to the anal at some distance from the

border. Discal veinlets forming two sides of the oblong hexagonal discal arcolet. Median veinlet distinct. Humeral, subcostal, mediastinal, radial, first cubital, second cubital, præbrachial, pabrachial, anal, axillary, subapical, discal, and four externo-medial arcolets complete, as are also the axillary and the subaxillary lobes. Subapical arcolet occupying the tip of the wing.

## Mexico.

## 1. CYPHOMYIA ELEGANS.

*Nigra; frons aurantiaca; thorax vittis duabus et abdomen limbo viridibus; scutellum et pedes flava; alæ subflavescentes.*

*Cyphomyia elegans, Wied. Auss. Zweifl. ii. 58, 8.*

## South America.

## A. Thorax niger.

## A. Abdomen metallicum.

## a. Alæ nigro-fuscæ.

a. Caput album. - - - - leucocephala, *Hoffm.*

b. Caput nigrum. - - - - - Coprates, *Walk*

b. Alæ fuscæ. - - - - - albitarsis, *Fabr.*

c. Alæ fuscæ, basi maculaque hyalinis. - fenestrata, *Macq.*

d. Alæ cineræ. - - - - - inermis, *Wied.*

e. Alæ hyalinæ. - - - - - fascipes, *Walk.*

## A. Scutellum inerme.

## B. Scutellum armatum.

a. Caput ferrugineum. - - - - maculata, *Fabr.*

b. Caput nigrum. - - - - claripennis, *Macq.*

B. Abdomen fulvum. - - - - costalis, *Walk.*

## B. Thorax metallicolor.

## A. Thorax vitta aurato.

a. Alæ nigræ. - - - - auriflamma, *Hoffm.*

b. Alæ fuscæ. - - - - chrysodota, *Perty.*

## B. Thorax non aureo vittatus.

## a. Alæ cineræ.

a. Antennæ nigræ. - - - - aurifrons, *Wied.*

b. Antennæ fulvæ. - - - - ornata, *Walk.*

b. Alæ fuscæ. - - - - cyanea, *Fabr.*

## 2. CYPHOMYIA LEUCOCEPHALA.

*Nigra*; caput flavido-album; thorax vittis tribus fasciæque postica albis; abdomen chalybeum, albo maculatum; tarsi antici basi flavido-albi; alæ nigro-fuscæ.

*Cyphomyia leucocephala*, Hoffm. Wied. Zoolog. Mag. iii. 55, 22; Auss. Zweifl. ii. 55, 2. Macq. Dipt. Exot. i. 1, 175, 1.  
*Clitellaria albicapt*, Walk. Cat. Dipt. B. M. 3, 521.

## 3. CYPHOMYIA COPRATES.

*Clitellaria Coprates*, Walk. Cat. Dipt. B. M. 3, 523.

## 4. CYPHOMYIA ALBITARSIS.

*Anthracina*; caput flavum; antennæ nigræ; thorax albo trivittatus; abdomen chalybeum maculis albis; tarsi basi albi; alæ fuscæ-centes.

*Stratiomys albitarsis*, Fabr. Syst. Antl. 80, 12.

*Cyphomia albitarsis*, Wied. Auss. Zweifl. ii. 56, 5, pl. 8, f. 2. Macq. Dipt. Exot. i. 1, 175, 2.

Brazil.

a, b. Pará. From Mr. Bates' collection.

## 5. CYPHOMYIA FENESTRATA.

*Nigra*; antennæ basi testaceæ; thorax vittis quinque metatarsisque albis; abdomen cæruleum, maculis lateralibus argenteis; alæ fuscæ, basi maculaque hyalinis.

*Cyphomyia fenestrata*, Macq. Dipt. Exot. Suppl. 1, 48, 3.

Merida, Yucatan.

## 6. CYPHOMYIA INERMIS.

*Nigra*; thorax albido quinquevittatus, scutello inermi; alæ cinereæ

*Cyphomyia inermis*, Wied. *Auss. Zweifl.* ii. 55, 3. *Macq. Hist. Nat. Dipt.* i. 242, 3.

Brazil.

#### 7. CYPHOMYIA FASCIPES.

Mas. *Nigra*; *caput et thorax subtus albo-pubescentia*; *antennæ ferrugineæ, apice nigrae*; *thorax testaceo quadrivittatus*; *scutellum spinis duabus longis albidis*; *abdomen nigro-cyaneum, fere rotundum, thorace latius et brevius, maculis transversis lateralibus albo-tomentosis*; *femora et tarsi alba, apice nigra*; *alæ subcinereæ, venis nigris, stigmatibus fusco*; *halteres albid.*

*Male.* Black. Head and thorax clothed beneath with white down. Antennæ ferruginous, black towards the tips. Thorax with four stripes of shining testaceous down, the outer pair interrupted. Scutellum with two long whitish spines. Abdomen dark blue, nearly round, broader and shorter than the thorax, with transverse spots of white down along each side. Femora and tarsi white, black towards the tips. Wings slightly gray; veins black; stigma brown. Halteres whitish. Length of the body 3 lines; of the wings 6 lines.

a. Santarem, Brazil. From Mr. Bates' collection.

#### 8. CYPHOMYIA MACULATA.

*Nigra*; *caput ferrugineum*; *thorax et abdomen cinereo maculata*; *scutellum spinis duabus flavis*; *tarsi albi*; *alæ limpidæ.*

*Stratiomys maculata*, *Fabr. Syst. Antl.* 85, 30.

*Cyphomyia maculata*, *Wied. Auss. Zweifl.* ii. 57, 6.

South America.

#### 9. CYPHOMYIA CLARIPENNIS.

Mas. *Nigra, albo-pubescentis*; *scutellum spinis flavidis*; *tarsi albid.*; *alæ hyalinae.*

*Cyphomyia claripennis*, *Macq. Dipt. Exot. Suppl.* 2, 29, 4.

Brazil.

18605

c 3

## 10. CYPHOMYIA COSTALIS.

Fœm. *Nigra; abdomen fulvum; pedes rufi; alæ flavo-hyalinæ.*

*Cyphomyia costalis*, *Walk. Linn. Trans. xvii. 341, 28.*

Caput aureo-pilosum, antice flavo varium; oculi nigro-fusci, flavo cingulati; antennæ articulo 1o flavo apice nigro; thorax aureo-pubescent, utrinque ad alæ basim viride; abdomen fulvum, segmentis ventralibus nigris fulvo marginatis; pedes pallide rufi, argenteo-pubescentes, coxis femoribusque fuscis, his apice rufis; alæ flavo-hyalinæ, iridescentes, venis flavis apices versus fuscis; halteres rufi, apice virides.

St. Paul, Brazil.

## 11. CYPHOMYIA AURIFLAMMA.

*Violacea; antennæ nigre; thorax vitta postice abbreviata aurata; tarsi basi flavi; alæ nigre.*

*Cyphomyia auriflamma*, *Hoffm. Guér. Icon. Règne Anim. Ins. pl. 98, f. 5.*

a. Monte Video. From Mr. Saunders' collection.

## 12. CYPHOMYIA CHRYSODOTA.

*Cyanea; facie cum vibrissis niveo-pilosa; antennæ nigre; thorax vitta postice abbreviata aurea; scutellum spinis nigricantibus; abdomen segmento 1o et 2o nigris, hoc ad latera cyaneo; pedes fusco-cyanei, tarsis fuscis basi testaceis; alæ infuscatæ, ad marginem anticum obscuriores; halteres testacei.*

*Cyphomyia chrysodota*, *Partz, Del. Anim. Artic. Bras. 184, pl. 36, f. 5.*

Brazil.

## 13. CYPHOMYIA AURIFRONS.

*Violacea; frons aurata; antennæ nigre; thoracis latera et scutellum apice niveo-hirta; tarsi basi flavi; alæ cinereæ.*

*Cyphomyia aurifrons*, *Wied. Auss. Zweifst. ii. 56, 4.*

Brazil.

## 14. CYPHOMYIA ORNATA.

*Purpureo-cyanea*; caput flavum; antennæ fulvæ; pedes picei; alæ cineræ, ad costam fuscæ.

*Cyphomyia ornata*, Walk. Zool. viii. Append. xcvi.

a. Parâ. From Mr. Bates' collection.

## 15. CYPHOMYIA CYANEA.

*Chalybea*; antennæ nigre; scutellum bispinosum; alæ fuscæ.

*Stratiomys cyanea*, Fabr.

Cayenne. Colombia.

## Genus 7. HERMETIA.

Antennæ 10-articulatæ, simplices, non stylatæ; articulus 3us simplex. Frons non concava. Thorax capitis latitudine. Scutellum muticum.

*Musca*, p., Linn.

*Nemotelus*, p., Deg.

*Bibio*, p., Fabr.

*Syrphus*, p., Fabr.

*Mydas*, p., Fabr.

*Xylophagus*, p., Lam.

*Hermetia*, Latr. Dict. d'Hist. xxiv. 192; Fabr.; Wied.; Macq.

Mediastinal vein ending at about one-third of the length of the wing. Subcostal ending at before half the length. Radial ending at rather beyond half the length. First branch of the cubital ending at beyond half the length between the radial and the second branch which ends at some distance in front of the tip of the wing. Four slightly curved nearly complete externo-medial veins. Subanal united to the anal at some little distance from the border. Discal veinlets forming two sides of the oblong hexagonal discal areolet; median veinlet distinct. Humeral, subcostal, mediastinal, radial, first cubital, second cubital, præbrachial, pabrachial, anal, axillary, subapical, and discal areolets complete, as are also the axillary and the subaxillary lobes. Subapical areolet occupying the tip of the wing; four externo-medial areolets nearly complete.

## Mexico.

## 1. HERMETIA COARCTATA.

*Fœm. Nigra*; thorax vittis duabus albidis; abdomine coarctatum, lasi flavido-diaphanum vitta nigra; femora tibiæque antica fulva; tarsi antici flavi; alæ flavide, apice subfuscæ.

*Hermetia coarctata*, *Macq. Dipt. Exot. Suppl.* i. 50, 2, pl. 5, f. 4.

## South America.

## A. Thorax niger.

## A. Alæ basi obscuræ.

## a. Tibiæ nigræ.

## a. Abdomen nigrum.

i. Tarsi albi. - - - - - *illucens*, *Linn.*

ii. Tarsi fulvi. - - - - - *rufitarsis*, *Macq.*

b. Abdomen rufum. - - - - - *rufiventris*, *Fabr.*

b. Tibiæ flavæ. - - - - - *flavipes*, *Wied.*

## B. Alæ basi hyalinæ.

a. Abdomen nigrum. - - - - - *apicalis*, *Wied.*

b. Abdomen fuscum. - - - - - *albitarsis*, *Fabr.*

c. Alæ basi flavæ. - - - - - *pulchra*, *Wied.*

B. Thorax caeruleus. - - - - - *planifrons*, *Macq.*

C. Thorax fulvus. - - - - - *fulva*, *Walk.*

## 2. HERMETIA ILLUCENS.

*Nigra*; thorax albido trivittatus; abdominis segmentum 2um maculis duabus pellucidis, segmentorum margines postici albomicantes; tibiæ basi tarsique alba; alæ nigro-fuscæ.

*Musca illucens*, *Linn. Macq. Dipt. Exot.* i. 1, 177, 1, pl. 21, f. 2.

South America. West Indies.

a. Parâ. From Mr. Bates' collection.

b. Ega. From Mr. Bates' collection.

c. ———? From Mr. Stevens' collection.

## 3. HERMETIA RUFITARSIS.

Fœm. *Nigra; antennæ abbreviatæ; oculi subhirti; abdomen latum; tibiæ posticæ basi albæ; tarsi fulvi; alæ fuscæ.*

*Hermetia rufitarsis*, *Macq. Dipt. Exot. Suppl. i. 49, 1.*

Colombia.

## 4. HERMETIA RUFIVENTRIS.

*Nigra; scutellum apice rufum; abdomen rubidum, maculis duabus basi pellucidis; tibiæ tarsique basi albida; alæ fuscæ.*

*Hermetia rufiventris*, *Fabr. Syst. Antl. 63, 2. Wied. Auss. Zweifl. ii. 23, 2.*

South America.

## 5. HERMETIA FLAVIPES.

*Æneo-nigra; scutellum apice rufescens; abdominis segmentum 2um albo-pellucidum; tibiæ tarsique flavida; alæ subfuscocinereæ, costa nigro-fusca.*

*Hermetia flavipes*, *Wied. Auss. Zweifl. ii. 26, 6.*

a. Parà. From Mr. Bates' collection.

## 6. HERMETIA APICALIS.

*Nigra, thorax albido quinquerrittatus; abdominis segmentum 2um macula transversa pellucente; tarsi albi; alæ fuscæ, basi limpide.*

*Hermetia apicalis*, *Wied. Auss. Zweifl. ii. 25, 5.*

a. Parà. From Mr. Bates' collection.

## 7. HERMETIA ALBITARSIS.

*Nigra; frons argentea; thorax albido quinquerrittatus; abdomen fuscum, segmento 2o tarsisque albis; alæ fuscæ, basi limpide.*

*Hermetia albitarsis*, *Fabr. Syst. Antl. 63, 4. Wied. Auss. Zweifl. ii. 24, 4, pl. 7, f. 4. Macq. Dipt. Exot. Suppl. i. 49.*

Colombia.



Var. ? *Nigra*; *facies alba*; *abdominis segmentum 2um maculis duabus magnis albis*; *tarsi albi*; *alæ nigrae*.

*Hermetia bimaculata*, *Macq. Hist. Nat. Dipt. i. 228, 2.*

Brazil.

Var. ? *H. bimaculatæ similis*; *alæ pallidiores*; *abdominis segmenta 3um et 4um maculis duabus minoribus albis*; *tibiæ posticæ basi albæ*.

*Hermetia seximaculata*, *Macq. Hist. Nat. Dipt. i, 229, 4.*

Porto Rico.

#### 8. HERMETIA PULCHRA.

*Nigra*; *thorax fulvo-hirtus*; *scutellum ferrugineum*; *abdomen basi fulvo-hirtum maculis duabus flavescensibus pellucidis*; *tibiæ tarsique intermedia pallida*; *alæ basi flavæ, apice interrupte fusca*.

*Hermetia pulchra*, *Wied.*

Surinam. Brazil.

a. Brazil. From Mr. Bates' collection.

#### 9. HERMETIA PLANIFRONS.

Mas. *Cærulea*; *frons plana*; *thorax rittis tribus albis*; *abdomen fuscum, segmento 2o albo-micante*; *pedes nigri, tarsi albis*; *alæ fuscæ, basi hyaline*.

*Hermetia planifrons*, *Macq. Dipt. Exot. Suppl. i. 50, 3.*

Merida, Yutacan.

#### 10. HERMETIA FULVA.

Fæm. *Fulva*; *antennæ ferrugineæ, flagello fulvo longi-fusifor-  
mni apice albo*; *thorax piceo quadricittatus, lateribus pectoreque  
necnon abdominis fasciis ventrequé testaceis*; *alæ cineræ,  
dimidio antico fulvo, macula discali subapicali fusca*.

Tawny. Antennæ ferruginous; flagellum tawny, elongate-fusifiform, white towards the tip. Thorax with four piceous stripes; sides and pectus testaceous. Abdomen testaceous beneath and with

testaceous bands along the hind borders of the segments. Wings gray; fore half tawny; a brown spot in the disk beyond the discal areolet. Length of the body 5 lines; of the wings 11 lines.

a. Parâ. From Mr. Bates' collection.

### Genus 8. THORASENA.

Antennæ 10-articulatæ, simplices, non stylatæ; articulus 3us simplex. Frons concava. Thorax capite angustior. Scutellum muticum.

Hermetia, p., *Wied. Macq. Hist. Nat. Dipt.*  
 Thorasena, *Macq. Dipt. Exot. i. 1, 177.*

Mediastinal vein ending at beyond one-third of the length of the wing. Subcostal ending at beyond half the length. Radial ending at a little beyond the subcostal. First branch of the cubital straight, ending at beyond half the distance between the radial and the second branch which ends at some distance in front of the tip of the wing. Four incomplete nearly straight externo-medial veins. Subanal united to the anal at some distance from the border. Discal veinlet forming two sides of the oblong hexagonal discal areolet. Median veinlet rather long. Humeral, subcostal, mediastinal, radial, first cubital, second cubital, præbrachial, pabrachial, anal, axillary, subapical, and discal areolet complete. Four incomplete externo-medial areolet. Subapical areolet in front of the tip of the wing.

#### 1. THORASENA PECTORALIS.

*Nigra; antennæ basi rufescentes; thorax lineis stramineis; pectus rubidum; abdomen apud medium subrufescens; pedes rubidi, tarsis nigris basi albis; alæ cinereæ, costa nigro-fusca.*

Hermetia pectoralis, *Wied. Analecta Ent. 19, 2; Auss. Zweifl. ii. 26, 7. Macq. Hist. Nat. Dipt. i. 229, 3.*

Thorasena pectoralis, *Macq. Dipt. Exot. i. 1, 178, 1, pl. 21, f. 3.*  
 Guinea.

### Genus 9. PHYLLOPHORA.

*Mas.* Corpus angustum, lineare. Antennæ 7-articulatæ, capite paullo longiores, articulus 1us longus; 2us cyathiformis; 3us, 4us, 5us, et 6us brevissimi; 7us setiformis, longissimus. Thorax

**antice angustatus.** Scutellum quadrispinosum. Abdomen thorace paullo latius, non longius. Pedes tenues.

Phyllophora, *Macq. Dipt. Exot.* ii. 178.

Mediastinal vein ending at before half the length of the wing. Radial ending at beyond half the length. First branch of the cubital ending at a little beyond half the length between the radial and the second branch, which ends at some distance in front of the tip of the wing. Three complete nearly straight externo-medial veins. Subanal vein united to the anal at some distance from the border. Discal areolet pentagonal. Median veinlet obsolete. Subapical areolet occupying the front of the tip of the wing.

### 1. PHYLLOPHORA NIGRA.

*Nigra*; antennæ fuscae, basi scutellique spinæ flavæ; pedes fulvi; alæ ad costam fuscae.

Phyllophora nigra, *Macq. Dipt. Exot.* i. 1, 178, 1.

Clitellaria Cormasa, *Walk. Cat. Dipt.* 3, 524.

### Genus 10. ACANTHINA.

Antennæ 7-articulatæ; flagellum breve, conicum. Thorax valde productus. Scutellum quadrispinosum. Abdomen convexum, crassum. Pedes breves, tenues. Alæ parvæ.

Acanthina, *Wied. Auss. Zuvfl.* ii. 50; *Macq.*

Mediastinal vein ending at half the length of the wing. Subcostal and radial veins ending before two-thirds of the length. First branch of the cubital straight, short, ending at one-fourth of the distance between the radial and the second branch, which ends at far in front of the tip of the wing. Three complete externo-medial veins. Subanal vein joining the anal at some distance from the border. Median veinlet distinct. Discal areolet pentagonal.

A. Thorax albo vittatus.

A. Alæ hyalinæ, vitta apiceque fuscis. - - - longa, *Wied.*

B. Alæ fuscae, fascia limpida. - - - elongata, *Wied.*

B. Thorax fusco vittatus. - - - hieroglyphica, *Wied.*

C. Thorax fulvo vittatus.

A. Alæ margine postico fasciaque fuscis. - - - ornata, *Macq.*

B. Alæ flavidæ. - - - aurata, *Macq.*

## 1. ACANTHINA LONGA.

*Nigra*; antennæ fulvæ; thorax albo bivittatus; pedes lutei; alæ hyalinæ, vitta apiceque fuscis.

*Acanthina longa*, *Wied. Auss. Zweifl.* ii. 51, 2.

Brazil.

## 2. ACANTHINA ELONGATA.

*Æneo-nigra*; thorax lineis, abdomen maculis argenteis; pedes albido-flavi, femoribus posticis nigro-fuscis; alæ fuscæ, fascia limpida.

*Clitellaria elongata*, *Wied. Anal. Entom.* 30, 37.

*Acanthina elongata*, *Wied. Auss. Zweifl.* ii. 52, 3, pl. 7, f. 9, a, b.

*Macq. Hist. Nat. Dipt.* i. 241, 1.

a, b. Parà. From Mr. Bates' collection.

## 3. ACANTHINA HIEROGLYPHICA.

*Nigra*; antennæ fulvæ; thorax fulvo-hirtus, fusco vittatus; abdomen nigrum, maculis albidis; pedes fusciani; alæ plerumque nigro-fuscæ.

*Acanthina hieroglyphica*, *Wied. Auss. Zweifl.* ii. 50, 1.

Brazil.

## 4. ACANTHINA ORNATA.

Fœm. *Nigra*; antennæ fusca, basi testaceæ; thorax et abdomen vittis maculisque aureis; pedes fulvi, postici obscuriores; alæ margine postico fasciaque fuscis. Long. 3 lin.

*Acanthina ornata*, *Macq. Dipt. Exot. Suppl.* i. 51, pl. 5, f. 5.

*Acanthina hieroglyphica*, var. ?

Colombia.

a. Parà. From Mr. Bates' collection.

## 5. ACANTHINA AURATA.

Mas. *Nigra*; antennæ testaceæ, apice nigræ; thorax et abdomen vittis maculisque aureis; alæ flavidæ.

*Acanthina aurata*, *Macq. Dipt. Exot. Suppl.* i. 51, 2, pl. 5, f. 6.

Colombia.

## Genus 11. STRATIOMYS.

Antennæ 7—8 articulatæ, arista brevi. Scutellum bispinosum.

Musca, p., *Linn.*

Hirtea, p., *Scopoli.*

Stratiomys, *Geoffr. Ins. ed. Fourcroy; Fabr.; Panz.; Fall.; Zett.; Loew.*

Stratiomys et Odontomyia, *Latr.; Meig.; Macq.*

Mediastinal and radial veins ending near together at beyond half the length of the wing. First branch of the cubital extremely short, ending at two-thirds or more of the distance between the radial and the second branch, which ends at far in front of the tip of the wing. Four secondary very slender, incomplete and curved externo-medial veins. Subanal vein joining the anal at a short distance from the border. Discal veinlets forming one or two sides of the pentagonal or hexagonal discal areolet. Median veinlet short, but distinct. Humeral, subcostal, mediastinal, radial, first cubital, second cubital, præbrachial, pabrachial, anal, axillary, subapical and discal areolets complete. Four externo-medial areolets, axillary lobe, and subaxillary lobe incomplete. Subapical areolet in front of the tip of the wing.

Europe.

## 1. STRATIOMYS BALIUS.

*Odontomyia Balius, Cat. of Diptera, Pt. 3, 533.*

Europe.

A. Antennarum articulus 1us 2o quadruplo longior.

A<sub>1</sub> Alæ fuscescentes.

a. Femora fulva.

a. Abdomen fasciis omnibus interruptis. *Chamæleon, Linn.*

b. Abdomen fascia una integra. - - *Potamida, Meig.*

b. Femora nigro-fusca. - - - *Cenisia, Meig.*

B. Alæ fulvescentes.

a. Abdomen fasciis interruptis flavis.

a. Pedes fulvi. - - - - *concinna, Meig.*

b. Pedes lutei. - - - - *equestris, Meig.*

b. Abdomen fasciis interruptis albis. - - *riparia, Meig.*

C. Alæ fuscescentes, apice limpidæ. - *longicornis, Scopoli.*

- D.* Alæ limpidæ, ad costam flavescentes. - furcata, *Fabr.*  
*E.* Alæ limpidæ. - - - - - annulata, *Meg.*  
*F.* Alæ flavescentes, apicibus marginibusque  
 posticis subcinereis. - - - - - splendens, *Fabr.*
- B.* Antennarum articulus 1us 2o longior aut  
 duplo longior.
- A.* Abdomen supra nigrum.
- A.* Abdomen subtus fulvum aut viride. - tigrina, *Fabr.*  
*B.* Abdomen subtus apud medium viride. halterata, *Schr.*
- B.* Abdomen maculis lateralibus pallidis.
- A.* Alæ non maculatæ.
- a.* Abdomen maculis lateralibus trigonis fulvis. ornata, *Meig.*  
*b.* Abdomen fasciis interruptis sulphureis. *Hydrodromia, Meig.*  
*c.* Abdomen fasciis interruptis flavis. *Russica, Gimmerth.*  
*d.* Abdomen maculis lateralibus viridibus. lunata, *Macq.*
- B.* Alæ puncto costali medio fusco. - argentata, *Fabr.*  
*c.* Alæ maculis costalibus basalibus fuscis. *septemguttata, Wied*
- C.* Abdomen utrinque albo lineatum. - *Microleon, Linn.*
- C.* Abdomen lateribus aurantiacis. - - - - - decora, *Wied.*
- D.* Abdomen lateribus fulvis. - - - - - flavissima, *Fabr.*
- D.* Abdomen lateribus flavis. - - - - - limbata, *Hoffm.*
- E.* Abdomen lateribus viridibus.
- A.* Antennarum articulus 1us 2o plus duplo  
 longior. - - - - - connexa, *Walk.*
- B.* Antennarum articulus 1us 2o non duplo  
 longior.
- a.* Abdomen vitta nigra.
- i.* Abdomen vitta lata. - - - - - latifasciata, *Macq.*  
*ii.* Abdomen vitta postice dilatata. - viridula, *Fabr.*  
*iii.* Abdomen vitta angulata.
- 1.* Tibiæ posticæ fulvæ.
- \* Antennæ omnino nigræ. - - - - - felina, *Ranz.*  
 \*\* Antennæ basi fulvæ. - - - - - *Hydropota, Meig.*  
 \*\*\* Antennæ ferrugineæ. - - - - - ruficornis, *Zett.*
- 2.* Tibiæ posticæ fusco cinctæ.
- \* Antennæ nigræ. - - - - - *Hydroleon, Linn.*  
 \*\* Antennæ ferrugineæ, apice nigræ. *brevicornis, Loew.*
- b.* Abdomen maculis dorsalibus nigris. subvittata, *Meig.*  
*c.* Abdomen macula postica duplicata nigra. *bimaculata, Meig*
- F.* Abdomen omnino pallidum. - - - - - jejuna, *Schr*

## 2. STRATIOMYS CHAMÆLEON.

*Nigra; thorax fuscus; scutellum flavum, macula basali triangulari nigra; abdomen fasciis interruptis flavis, subtus flavum strigis nigris; pedes fulvi; alæ fuscæ.*

Stratiomys Chamæleon, *Duméril, Cons. Gen. Ins.* pl. 48, f. 6.

*Zett. Dipt. Scand.* i. 134, 1. *Loew, Isis*, 1840, 556, 1.

Musca Chamæleon, *Deg. Frisch. Besch.* i. 5, pl. 10.

——— *Swammerd. Bibl. Nat.* pl. 39, 41, (larva) *Sparrm. Swed. Trans.* 1804, (larva) *Schr. Naturf.* 27, (larva).

Europe—Sicily.

a—f. England. From Mr. Stephens' collection.

## 3. STRATIOMYS POTAMIDA.

*Nigra; thorax fuscus; scutellum flavum, macula basali flava; abdomen maculis duabus lateralibus basi fasciisque duabus angustis flavis, la maris interrupta, subtus flavum nigro fasciatum; pedes fulvi; alæ fuscæ.*

Stratiomys Potamida, *Meig.*

Stratiomys Chamæleon, var. ?

a—f. England. From Mr. Stephens' collection.

## 4. STRATIOMYS CENISIA.

*Nigra; thorax fuscus; scutellum flavum, macula basali semicirculari nigra; abdomen fasciis flavis interruptis, subtus flavum nigro fasciatum; pedes flavi, femoribus nigro-fuscis, tibiis posticis fuscis; alæ fuscæ.*

Stratiomys Cenisia, *Meig. Zweifl.* iii. 136, 2. *Macq. Hist. Nat. Dipt.* i. 243, 2.

Mont Cenis.

## 5. STRATIOMYS CONCINNA.

*Nigra; scutellum flavum, basi nigrum; abdomen fasciis interruptis flavis; pedes fulvi, femoribus nigris; alæ flavo-fuscæ.*

*Stratiomys concinna*, Meig. *Zweifl.* iii. 137, 4. *Macq. Hist. Nat. Dipt.* i. 242, 4.

Col di Tenda. Turin.

a. Sicily. From Mr. Saunders' collection.

b. Interlacken, Switzerland. Presented by F. Walker, Esq.

#### 6. STRATIOMYS EQUESTRIS.

Mas. *Nigra*; thorax rufo-hirtus; scutellum postice flavum, spinis flavis apice nigris; abdomen supra fasciis interruptis, subtus fasciis integris flavis; pedes et halteres lutei; femora nigra, apice flava; alæ fulvescentes.

Nearly allied to *S. concinna*.

*Stratiomys equestris*, Meig. *Zweifl.* vii. 106, 29. *Gimmerth. Bull. Soc. Imp. Nat. Mosc.* 1847, 168, 1.

Bavaria. Russia.

#### 7. STRATIOMYS RIPARIA.

*Nigra*; thorax rufo-villosus; abdomen strigis tribus lateralibus apiceque albis, subtus fasciis tribus albis; pedes flavi, tibiis apice femoribusque fuscis; alæ flavo-fuscescentes.

*Stratiomys riparia*, Meig. *Zweifl.* iii. 138, 6. *Macq. Hist. Nat. Dipt.* i. 242, 6.

*Stratiomys furcata*, var., Lœw, *Isis*, 1840, 556, 3.

a. Albania. From Mr. Saunders' collection.

#### 8. STRATIOMYS LONGICORNIS.

*Nigra*; thorax rufo-rillosus; abdomen subtus fasciis albis; pedes flavescentes, femoribus fuscis, tibiis fusco bicinctis; alæ fuscescentes, apice limpida.

*Hirtea longicornis*, Scopoli.

*Stratiomys strigata*, Zett. *Dipt. Scand.* i. 135, 3.

Var. *pallida*, Zeller, *Isis*, 1840, 556, 4. *Gimmerth. Bull. Soc. Imp. Nat. Mosc.* 1847, 169, 3.

a—d. England. From Mr. Stephens' collection.



## 9. STRATIOMYS FURCATA.

*Nigra*; thorax cinereo-rillosus; scutellum flavum, macula basali triangulari flava; abdomen supra maculis lateralibus inæqualibus, subtus fasciis quatuor stramineis; pedes flavi, femoribus nigro-fuscis, tibiis posticis fuscis; alæ limpidae, ad costam flavescentes.

*Stratiomys furcata*, *Fabr. Zett. Dipt. Scand. i. 135, 2. Loew, Isis, 1840, 556, 2.*

*Musca Chamæleon*, *Lin.*

*Stratiomys Chamæleon*, *Schr. Panz. Rossi.*

*a—f.* England. From Mr. Stephens' collection.

## 10. STRATIOMYS ANNULATA.

*Nigra*; thorax aureo-tomentosus, subtus albo-tomentosus; abdomen fasciis tribus lateralibus fulvis, subtus flavum; pedes flavi, femoribus nigris, tibiis posticis fusco cinctis; alæ limpidae.

*Stratiomys annulata*, *Megerle; Meig.*

*Odontomyia annulata*, *Macy. Hist. Nat. Dipt. i. 246, 3.*

South France. Austria.

## 11. STRATIOMYS SPLENDENS.

*Nigra*, aureo-tomentosa; abdomen fasciis nigris; tarsi fulvi; alæ flavescentes, apicibus marginibusque posticis subcinereis.

*Stratiomys splendens*, *Fabr.*

Spain.

## 12. STRATIOMYS TIGRINA.

*Nigra*; abdomen subtus fulvum; pedes fulvi, femoribus fuscis, tibiis fusco cinctis; alæ limpidae, ad costam nigricantes.

*Stratiomys tigrina*, *Fabr.*

*Stratiomys nigrita*, *Zett. Dipt. Scand. i. 138, 7. Loew, Isis, 1840, 597, 10.*

*a—f.* England. From Mr. Stephens' collection.

## 13. STRATIOMYS HALTERATA.

*Nigra; venter apud medium sordide viridis.*

*Stratiomys halterata*, *Schr. Fauna Boic.* iii. 2380. *Meig. Zweifl.* iii. 152, 23.

Bavaria.

## 14. STRATIOMYS ORNATA.

*Nigra; thorax fulvo-hirtus; scutellum fulvo marginatum; abdomen maculis lateralibus triangularibus fulvis, subtus pallidum; pedes fulvi, femoribus basi nigris, tibiis fusco maculatis; alæ limpidae.*

*Stratiomys ornata*, *Meig. Zett. Dipt. Scand.* i. 136, 4. *Loew. Isis.* 1840, 557, 6.

*Odontomyia furecata*, *Macq. Hist. Nat. Dipt.* i. 245, 1.

a—d. England. From Mr. Stephens' collection.

## 15. STRATIOMYS HYDRODROMIA.

*Nigra; abdomen fasciis tribus interruptis apiceque sulphureis, subtus pallidum; pedes flavi, femoribus fuscis, tibiis posticis fusco cinctis; alæ limpidae.*

*Stratiomys Hydrodromia.*

a. England. From Mr. Stephens' collection.

## 16. STRATIOMYS RUSSICA.

*Nigra, antennarum articulus 1us 2o multo longior; thorax cinereo-villosus; abdomen fasciis interruptis flavis, subtus flavum, fasciis tribus nigris.*

*Stratiomys Russica*, *Gimmerthal, Bull. Soc. Imp. Nat. Mosc.* 1847, 169, 4.

Russia.

## 17. STRATIOMYS LUNATA.

Fœm. *Nigra; caput et thorax nigro-metallica; abdomen margine maculisque lateralibus viridibus; pedes fulvi; alæ limpidae; halteres flavi.*

*Odontomyia lunata*, *Oliv. Encycl. Méth.* viii. 436. *Macq. Dipt. Nord.* 129, 8; *Hist. Nat. Dipt.* i. 248, 12.

*Stratiomys lunata*, *Meig. Zweifl.* vii. 107, 31.

Normandy.

#### 18. STRATIOMYS ARGENTATA.

*Nigra*; abdomen maris argenteo-tomentosum maculis lateralibus flavis, fœminæ aureo-tomentosum; pedes fusci, tibiis fulvis fusco cinctis; alæ limpidae, puncto costali medio fusco.

*Stratiomys argentata*, *Fabr. Zett. Dipt. Scand.* i. 137, 6. *Zeller, Isis*, 1842, 827, 10. *Gimmerth. Bull. Soc. Imp. Nat. Mosc.* 1847, 169, 2.

a—d. England. From Mr. Stephens' collection.

#### 19. STRATIOMYS SEPTEMGUTTATA.

*Nigra*; thorax orichalceo-hirtus; abdomen maculis quatuor transversis majoribus, duabus minoribus, apice ventreeque flavis; pedes flavi, tibiis posticis femoribusque apice nigro cinctis; alæ limpidae maculis costalibus basalibus fuscis.

*Stratiomys septemguttata*, *Wied.*; *Meig. Zweifl.* iii. 150, 20.

Istria.

#### 20. STRATIOMYS MICROLEON.

*Nigra*; abdomen utrinque albo lineatum, subtus pallidum; alæ hyalinae.

*Stratiomys microleon*, *Meig. Zweifl.* vi. 346. *Germ.*; *Ahrens, Faun. Ins. Eur. fasc. 8*, pl. 23. *Zett. Dipt. Scand.* i. 137, 5.

*Odontomyia microleon*, *Macq. Hist. Nat. Dipt.* i. 246, 5.

#### 21. STRATIOMYS DECORA.

*Nigra*; thorax albo-hirtus; abdomen lateribus ventreeque auran-tiacis; femora antica basi ferruginea; tarsi basi rufi; alæ limpidae.

*Stratiomys decora*, *Wied.*; *Meig. Zweifl.* iii. 144, 12.

*Odontomyia decora*, *Macq. Hist. Nat. Dipt.* i. 245, 2.

France. Austria.

## 22. STRATIOMYS FLAVISSIMA.

*Nigra; abdomen fulvum, vitta lata nigra; alæ limpidaë, costa basi fusca.*

*Stratiomys flavissima*, *Fabr. Ent. Syst.* iv. 265, 8; *Syst. Antl.* 79, 6. *Coqueb. Illustr.* 101, pl. 23, f. 5. *Meig. Zweifl.* iii. 153, 25.

*Odontomyia flavissima*, *Meig. Klassif. Zweifl.* i. 131, b.  
Italy.

## 23. STRATIOMYS LIMBATA.

*Nigra; abdomen flavo limbatum; genua flava; alæ limpidaë.*

*Stratiomys limbata*, *Hoffm.*; *Meig. Zweifl.* iii. 151, 21.  
Portugal.

## 24. STRATIOMYS CONNEXA.

*Nigro-ænea; caput flavo-viride, nigro maculatum; thoracis et abdominis latera, scutelli margo posticus et venter flavo-viridia; pedes nigri, tibiis tarsisque basi flavis; alæ cinereæ, ad costam fuscaë.*

*Stratiomys connexa*, *Walk. Ins. Brit. Dipt.* i. 17, 7.  
a. England. From Mr. Stephens' collection.

## 25. STRATIOMYS LATIFASCIATA.

*Nigra, flavo-hirta; scutellum margine postico flavo, spinis apice nigris; abdomen viride, vitta lata nigra.*

*Odontomyia latifasciata*, *Macq. Hist. Nat. Dipt.* i. 248, 11.  
*Stratiomys latifasciata*, *Meig. Zweifl.* vii. 107, 32.  
France.

## 26. STRATIOMYS VIRIDULA.

*Nigra; scutellum flavo cinctum; abdomen viride, vitta dorsali nigra postice dilatata; pedes flavi; alæ limpidaë.*

*Stratiomys viridula*, *Fabr. Zett. Dipt. Scand.* i. 140, 11. *Loew, Isis*, 1840, 557, 9.

a—f. England. From Mr. Stephens' collection.

### 27. STRATIOMYS FELINA.

*Nigra*; abdomen supra viride, vitta lata angulata nigra, subtus virescens; pedes fulvi; alæ limpidæ.

*Stratiomys felina*, *Panz. Faun. Germ.*

a. ———?

### 28. STRATIOMYS HYDROPOTA.

*Nigra*; antennæ basi fulvæ; abdomen viride, vitta dorsali nigra angulata; pedes fulvi; alæ limpidæ.

*Stratiomys Hydropota*, *Meis.*

*Odontomyia Hydropota*, *Macq. Hist. Nat. Dipt.* i. 247, 8.

a, b. England. From Mr. Stephens' collection.

c. ———?

### 29. STRATIOMYS RUFICORNIS.

Mas et Fœm. *Nigra*; antennæ totæ ferruginæ; abdomen viride, supra vitta æqualiter lata angulata nigra; pedes flavo-testacei.

*Stratiomys ruficornis*, *Zett. Dipt. Scand.* i. 139, 9.

Sweden.

### 30. STRATIOMYS HYDROLEON.

*Nigra*; antennæ totæ nigrae; scutellum apice fulvum; abdomen viride, vitta dorsali nigra angulata; pedes fulvi, tibiis posticis fusco cinctis; alæ limpidæ.

*Musca Hydroleon*, *Linn.*

*Stratiomys Hydroleon*, *Zett. Dipt. Scand.* i. 140, 10. *Loew, Isis*, 1840, 557, 7.

## 31. STRATIOMYS BREVICORNIS.

*S. Hydroleon similis*; caput latius; antennæ breviores, ferrugineæ apice nigræ; abdomen gracilius.

*Stratiomys brevicornis*, Loew, *Isis*, 1840, 557, 8.

Posen.

## 32. STRATIOMYS SUBVITTATA.

*Nigra*; abdomen viride, maculis dorsalibus nigris; pedes flavi; alæ limpidae.

*Stratiomys subvittata*, Meig. *Zweifl.* iii. 150, 19.

Germany.

a. England. From Mr. Stephens' collection.

b—d. England.

## 33. STRATIOMYS BIMACULATA.

Fœm. *Nigra*; scutellum spinis flavis; abdomen viride, macula postica duplicata nigra; pedes flavescens; alæ limpidae; halteres albi.

*Stratiomys bimaculata*, Meig. *Zweifl.* vii. 106, 30.

Bavaria.

## 34. STRATIOMYS JEJUNA.

*Nigra*; abdomen ferrugineum, pellucidum; pedes fulvi.

*Stratiomys jejuna*, Schr. *Fauna Boic.* iii. 2384. Meig. *Zweifl.* iii. 153, 24.

Bavaria.

North America.

## 35. STRATIOMYS ISCHIACA.

*Stratiomys ischiaca*, Harris, *Cat. of Diptera*, Pt. 3, 529.

## 36. STRATIOMYS NIGRIFRONS.

*Stratiomys nigrifrons*, *Cat. of Diptera*, Pt. 3, 531.

## 37. STRATIOMYS NYMPHIS.

*Stratiomys Nymphis*, *Cat. of Diptera*, Pt. 3, 530.

## 38. STRATIOMYS PARON.

*Odontomyia Paron*, *Cat. of Diptera*, Pt. 3536.

## North America.

A. Antennarum articulus 1us 2o multo longior.

A. Alæ fuscescentes.

A. Scutellum apice luteum.

a. Antennæ nigrae.

i. Abdomen maculis lateralibus flavis. Meigenii, *Wied.*

ii. Abdomen immaculatum. - - - robusta, *Walk.*

b. Antennæ basi fulvæ. - - - flaviceps, *Macq.*

B. Scutellum apice obscurum. - - - Norma, *Wied.*

B. Alæ subflavæ. - - - pulchella, *Macq.*

C. Alæ limpidæ, costa flava. - - - intermedia, *Wied.*

D. Alæ hyalinæ. - - - vicina, *Macq.*

B. Antennarum articulus 1us 2o æqualis aut vix longior.

A. Abdominis latera obscura.

A. Tibiæ nigrae. - - - flavicornis.

B. Tibiæ pallidæ.

a. Femora nigra. - - - obscura, *Macq.*

b. Femora pallida. - - - cincta, *Oliv.*

B. Abdominis latera pallida.

A. Alæ ad costam fuscæ. - - - limbipennis, *Macq.*

B. Alæ ad costam limpidæ.

a. Abdomen marginibus pallidis. - - - pallipes, *Fabr.*

b. Abdomen pallidum, vitta nigra.

i. Scutellum fuscum. - - - vertebrata, *Say*

ii. Scutellum nigrum. - - - virgo, *Wied.*

## 39. STRATIOMYS MEIGENII.

*Nigra*; scutellum apice, abdomen utrinque maculis trigonis divisis et vittula anali luteis; tibiæ tarsique basi flava; alæ fuscescentes.

*Stratiomys Meigenii*, *Wied.*

## 40. STRATIOMYS ROBUSTA.

*Fœm.* *Nigra*; *oculi testaceo ex parte marginati*; *antennæ capite duplo longiores*; *scutellum margine postico spinisque flavis*; *abdomen crassum, marginibus vitta apicali ventreque flavis, hac fasciis tribus abbreviatis nigris*; *pedes flavi, femoribus nigris, tibiis nigro cinctis*; *alæ fuscæ, apice limpidæ*; *halteres flavi.*

*Fem.* Black. Head testaceous about part of the eyes. Antennæ about twice the length of the head; first joint full six times the length of the second. Thorax clothed with pale down; hind border and spines of the scutellum yellow. Abdomen convex, very thick, yellow along each side, and with a yellow stripe on the apical segment; under side yellow, with three broad black bands which are much abbreviated on each side. Legs yellow; femora black; a black band on each tibia. Wings brown, with limpid tips; veins piceous. Halteres yellow. Length of the body 5 lines; of the wings 10 lines.

a. North America. Presented by Sir Roderick Impey Murchison.

## 41. STRATIOMYS FLAVICEPS.

*Nigra*; *caput flavum, nigro varium*; *antennæ basi fulvæ*; *thoracis latera et pectus flava, nigro maculata*; *scutellum fœminæ flavum, maris margine postico flavo*; *abdomen maculis sex lateralibus unaque apicali flavis*; *pedes flavi, femoribus nigris*; *alæ apud medium fuscescentes.*

*Stratiomys flaviceps, Macq. Hist. Nat. Dipt. i. 245, 1. Guér. Icon. Règne Anim. Ins. Texte, 544.*

*Stratiomys coronata, Serv.; Guér. Icon. Règne Anim. Ins. pl. 98, f. 6.*

Philadelphia.

## 42. STRATIOMYS NORMA.

*Nigra*; *vertex et scutellum subbadia*; *abdomen maculis vittulisque sulphureis*; *pedes lutei*; *alæ fuscescentes.*

*Stratiomys Norma, Wied.*



## 43. STRATIOMYS PULCHELLA.

Fœm. *Nigra*; antennæ basi, thoracis latera scutellumque fulva; abdomen fasciis tribus ventreque viridibus; tibiæ tarsique fulva; alæ subflavæ.

*Stratiomys pulchella*, Macq. *Dipt. Exot.* i. 1, 180, 3, pl. 22, f. 2.  
Georgia.

## 44. STRATIOMYS INTERMEDIA.

*Nigra*; thorax aurario-hirtus; abdomen utrinque maculis transversis margineque luteis, subtus flavescens; pedes flavi, femoribus nigro-piceis; alæ limpidæ, costa flava.

*Stratiomys intermedia*, Wied.

## 45. STRATIOMYS VICINA.

Mas. *Nigra*; caput albido maculatum; thorax vittis lateralibus, pectus maculis scutellumque margine flavis; abdomen maculis lateralibus fulvis trigonis; tibiæ tarsique fulva; alæ hyalinæ.

*Stratiomys vicina*, Macq. *Dipt. Exot.* i. 1, 181, 4.  
St. flaviceps, Macq. Mas?

Allied to *S. intermedia*.

Philadelphia.

## 46. STRATIOMYS FLAVICORNIS.

Fœm. *Nigra*; facies et frons fulva; antennæ rufo-fulvæ, apice nigre; thorax albido trivittatus; scutellum fulvum, spinis flavis; abdomen cyaneo-nigrum, segmenta 2o ad 5um maculis lateralibus albidis; genua fulva; tarsi basi albido-flavi.

*Odontomyia flavicornis*, Bosc.; Macq. *Hist. Nat. Dipt.* i. 248, 14.  
North America.

## 47. STRATIOMYS OBSCURA.

Mas. *Nigra*; thoracis maculæ laterales, scutellum, abdominis latera, segmentorum margines postici, ventrisque maculæ viridia; tibiæ tarsique fulva; alæ hyalinæ.

*Odontomyia obscura*, Oliv. MSS. *Macq. Dipt. Exot.* i. 2, 189.  
Carolina.

## 48. STRATIOMYS CINCTA.

Mas. *Nigra; frons viridis, nigro bimaculatus; antennæ fulvæ, apice fuscæ; thoracis latera, scutellum abdominisque fasciæ tres viridia; pedes fulvi; alæ hyalinæ.*

*Odontomyia cincta*, Oliv. MSS. *Macq. Dipt. Exot.* i. 2, 189.  
Carolina.

## 49. STRATIOMYS LIMBIPENNIS.

Fœm. *Nigra; abdomen disciforme, viride vel fulvum, vitta nigra postice dilatata; alæ hyalinæ, ad costam fuscæ.*

*Odontomyia limbipennis*, *Macq. Dipt. Exot. Suppl.* 2, 30, 24.  
America.

## 50. STRATIOMYS PALLIPES.

*Nigra; caput linea frontali flavescente; scutellum margine ferrugineo, dentibus duobus albis; abdomen marginibus segmentorum latere albidis, subtus pallidum; pedes pallidi.*

*Stratiomys pallipes*, *Fabr. Ent. Syst.* iv. 265, 12; *Syst. Antl.* 81, 13. *Wied. Auss. Zweifl.* ii. 76, 27.

North or South America.

## 51. STRATIOMYS VERTEBRATA.

*Nigra; thorax albido-pubescens; scutellum fuscum, spinis duabus albidis; abdomen albidum vitta inæquali nigra; pedes flavi; alæ limpide.*

*Odontomyia vertebrata*, *Say.*

## 52. STRATIOMYS VIRGO.

*Nigra; abdomen viride, vitta coarctata postice abbreviata nigra; pedes flavi; alæ limpide.*

*Stratiomys virgo*, *Wied. Auss. Zweifl.* ii. 69, 13.

North America.

Mexico.

53. STRATIOMYS LEFEBVREI.

*Mas. Viridis; antennæ nigræ, basi virides; thoracis discus, abdominis ritta lata et puncta duo lateralia nigra; femora tibiæque apice tarsique nigra; alæ hyalinæ, ad costam subflavæ. Long. 5½ lin.*

*Odontomyia Lefebvrei*, *Macq. Dipt. Exot.* i. 1, 189, 13.

54. STRATIOMYS EMARGINATA.

*Mas. Nigra; scutellum margine postico spinisque flavis; abdomen flavum ritta lata bis emarginata nigra; pedes fusco-fulvi, femoribus nigricantibus; alæ hyalinæ, ad costam subflavæ.*

*Odontomyia emarginata*, *Macq. Dipt. Exot.* i. 1, 190, 14.

West Indies.

55. STRATIOMYS ALBOMACULATA.

*Nigra; antennæ fulvæ, basi apiceque fuscæ; scutellum fulvum; abdomen cærulescens albido maculatum; metatarsi albidii; alæ subcinereæ.*

*Odontomyia albomaculata*, *Macq. Dipt. Exot.* i. 1, 189, 12.

St. Domingo.

56. STRATIOMYS VICINA.

*Fœm. Nigra; abdomen viride fascia dorsali nigra, angusta, apice dilatata.*

*Odontomyia vicina*, *Macq. Dipt. Exot.* i. 1, 188, 11.

Allied to *S. viridis*.

Cuba.

## South America.

## 57. STRATIOMYS MACULIFRONS.

*Odontomyia maculifrons*, *Cat. of Diptera*, Pt. 1, 536.

## 58. STRATIOMYS ALEUS.

*Achrochæta Aleus*, *Cat. of Diptera*, Pt. 1, 526.

## 59. STRATIOMYS ATERRIMA.

*Odontomyia aterrима*, *Diptera Saundersiana*, 2, 78.

## 60. STRATIOMYS HISTRIO.

*Odontomyia histrio*, *Diptera Saundersiana*, 2, 77.

a. Colombia. From Mr. Saunders' collection.

## A. Scutellum bispinosum.

## A. Antennarum articulus 1us 2o multo longior.

- a. Abdomen silaceo fasciatum. - - mutabilis, *Fabr.*
- b. Abdomen fasciis duabus interruptis albidis. subalba, *Walk.*
- c. Abdomen maculis lateralibus viridibus. - festiva, *Walk.*

## B. Antennarum articulus 1us 2o æqualis aut vix longior.

- a. Alæ fuscæ, fascia alba. - - - fascipennis, *Fabr.*
- b. Alæ flavæ aut subflavæ.
  - a. Femora tibiæque fusco cineta. - - conica, *Fabr.*
  - i. Facies conica. - - - rostrata, *Wied.*
  - ii. Facies non conica. - - - elegans, *Macq.*
- c. Alæ hyalinæ, ad costam fuscescentes. quadrilineata, *Macq.*
- d. Alæ hyalinæ, ad costam flavæ.
  - a. Alæ basi flavæ. - - - cruciata, *Macq.*
  - b. Alæ basi limpidæ.
    - i. Thoracis vittæ rufo marginatæ. - fasciata, *Macq.*
    - ii. Thoracis vittæ non marginatæ. pallidiventris, *Macq.*

- E. Alæ limpidae.
- a. Pedes anteriores nigri. - - - melanopsis, *Wied.*
- b. Femora medio nigra. - - - : rubicornis, *Macq.*
- c. Femora omnino pallida.
- i. Tibiæ posticæ apice fuscæ - - heteroneura, *Macq.*
- ii. Tibiæ posticæ omnino pallidæ.
1. Thorax trivittatus. - - - lineata, *Fabr.*
2. Thorax bivittatus.
- \* Abdomen nigrum, luteo varium. pulchra, *Wied.*
- \*\* Abdomen testaceum. vitta nigra.
- subcuprata, *Walk.*
- \*\*\* Abdomen viride. - - chloraspis, *Wied.*
3. Thorax non vittatus.
- † Scutellum luteum.
- ‡ Thorax albido pubescens. - virens, *Wied.*
- †† Thorax fulvo sericeus. - dorsalis, *Fabr.*
2. Scutellum nigrum.
- \* Thorax cupreo-hirtus. - - cuprina, *Wied.*
- \*\* Thorax non cupreo-hirtus.
- † Facies argentea. - - leucopsis, *Wied.*
- †† Facies non argentea - - Lima, *Guér.*
- B. Scutellum non spinosum. - - - inermis, *Wied.*

## 61. STRATIOMYS MUTABILIS.

*Nigra; thorax orichalceo-hirtus; abdomen siliceo fasciatum; pedes ferruginei, femoribus nigris; alæ flavescens, ad costam fuscæ.*

*Stratiomys mutabilis*, *Fabr. Ent. Syst.* iv. 266, 13; *Syst. Antl.* 81, 14. *Wied. Auss. Zweifl.* ii. 63, 4, pl. 8, f. 6, a—d. *Perty, Del. Anim. Artic. Bras.* pl. 36, f. 14.

*Stratiomys fasciata*, *Fabr. Ent. Syst.* iv. 266, 14; *Syst. Antl.* 81, 15.

Cayenne.

a. Brazil. Presented by J. P. G. Smith, Esq.

b—d. Pará. From Mr. Bates' collection.

## 62. STRATIOMYS SUBALBA.

*Mas.* *Nigra, subtus argenteo-pubescentis; antennæ capite fere duplo longiores, articulus lvs basi fulvus; scutellum margine postico fulvo, spinis duabus testaceis; abdomen fasciis duabus interruptis albidis, subtus viride argenteo-tomentosum; pedes fulvi, femoribus nigris; alæ limpidae, angustæ, antice fuscæ; halteres albi.*

*Male.* Black, clothed beneath with silvery down. Antennæ nearly twice the length of the head; first joint tawny towards the base, nearly six times the length of the second; flagellum elongate-fusiform. Scutellum tawny along the hind border, with two testaceous spines. Abdomen with two interrupted whitish bands, one on the second, the other on the third segment; under side pale green, with silvery tomentum. Legs tawny; femora black. Wings limpid, narrow, dark brown in front. Halteres white. Length of the body 3 lines; of the wings 6 lines.

*a. Parâ.* From Mr. Bates' collection.

## 63. STRATIOMYS FESTIVA.

*Fœm.* *Nigra; caput fulcum, supra nigrum; antennæ capite plus duplo longiores; thorax fulvo norem-maculatus, spinis piceis; abdomen maculis sex lateralibus fasciisque tribus ventralibus viridibus; alæ fuscæ, basi apud costam pallidiores, venis nigris basi fulvis; halteres albi apice virides.*

*Fem.* Black. Head tawny; vertex and front mostly black. Antennæ much more than twice the length of the head; first joint nearly four times the length of the second; flagellum unusually long. Thorax with three tawny spots on each side, and two on the disk; a quadrate tawny spot on the scutellum; spines piceous. Abdomen with three bright apple-green spots on each side, and with three short green bands beneath. Wings dark brown, paler in front towards the base; veins black, tawny at the base. Halteres white, with green tips. Length of the body 5 lines; of the wings 10 lines.

*a. Parâ.* From Mr. Bates' collection.

## 64. STRATIOMYS FASCIPENNIS.

*Nigra*; scutellum dentibus duabus pallidis; tibiæ posticæ fascia alba; alæ fuscæ fasciâ alba.

*Stratiomys fascipennis*, *Fabr. Syst. Antl.* 84, 26. *Wied. Auss. Zweifl.* ii. 75, 25.

South America.

## 65. STRATIOMYS CRUCIATA.

*Mas. Nigra*; thoracis latera, scutellum, pectus et abdomen flava aut viridia; abdomen fasciâ nigra dorsali cruciata; pedes fulvi; alæ basi et ad costam flavæ.

*Odontomyia cruciata*, *Macq. Dipt. Exot.* i. 1, 188. 10.

Chili.

## 66. STRATIOMYS FASCIATA.

*Facies, frons et antennæ fulvæ*; thorax niger flavo-pubescentis, fasciis duabus viridibus rufo marginatis, lateribus viridibus; pectus nigricans, maculis duabus rufescentibus; scutellum viride; abdomen flavo-viride; pedes flavi; alæ hyalinæ, ad costam flavescentes.

*Odontomyia fasciata*, *Macq. Hist. Nat. Dipt.* i. 249, 16.

South America.

## 67. STRATIOMYS PALLIDIVENTRIS.

*Nigra*; caput antice antennæ pedesque fulva; thorax albido-tomentosus, maris lineis flavescentibus, fœm. vittis latis viridibus; abdomen viride; alæ hyalinæ, ad costam flavæ.

*Odontomyia pallidiventris*, *Macq. Dipt. Exot.* x. *Suppl.* i. 53, 20.

Brazil.

## 68. STRATIOMYS CONICA.

*Flavida; antennæ apice nigro-fuscæ; frons depresso-prominula; thorax rubido trivittatus; femora apice tibiæque medio fusca; alæ flavescentes.*

*Stratiomys conica*, *Fabr. Syst. Antl.* 81, 16. *Wied. Auss. Zweifl.* 67, 10.

South America.

## 69. STRATIOMYS ROSTRATA.

*Nigra; facies conica; thorax utrinque flavidus; abdomen utrinque maculis duabus viridibus; alæ flavæ.*

*Stratiomys rostrata*, *Wied. Auss. Zweifl.* ii. 68, 11.

*Odontomyia rostrata*, *Macq. Hist. Nat. Dipt.* i. 249, 15; *Dipt. Exot.* i. 1, 186, 8, pl. 22, f. 4, a, b.

Brazil.

## 70. STRATIOMYS ELEGANS.

*Fœm. Viridis; antennæ nigræ basi fulvæ; thoracis discus abdominisque dorsum nigra, hoc maculis lateralibus viridibus, illo viridi bivittato; pedes flavi; alæ subflavæ.*

*Odontomyia elegans*, *Macq. Dipt. Exot.* i. 1, 187, 9.

South America.

## 71. STRATIOMYS QUADRILINEATA.

*Viridis; frons basi, fascia apiceque nigris; antennæ fuscæ? thorax vittis tribus nigris, intermedia antice posticeque dilatata; scutellum spinis fulvis; abdomen nigro-fuscum, segmentis 2o et 3o viridi quadrivittatis; pedes fulvi; alæ hyalinæ, ad costam fuscescentes.*

*Odontomyia quadrilineata*, *Macq. Hist. Nat. Dipt.* i. 348, 13.

South America.

## 72. STRATIOMYS RUBRICORNIS.

*Mas. Cæruleo-nigra; antennæ testaceæ, apice fuscæ; abdomen album, vitta dorsali nigra; pedes posticæ fulvi, femoribus medio nigris; alæ hyalinæ.*



*Odontomyia rubricornis*, *Macq. Dipt. Exot. Suppl. i. 53, 21.*  
Merida, Yucatan.

### 73. STRATIOMYS MELANOPSIS.

*Nigra; antennæ flavæ; thorax pilis supra flavescentibus subtus argenteis; abdomen viride; pedes postici flavi; alæ limpidæ.*

*Stratiomys melanopsis*, *Wied. Auss. Zweifl. ii. 70, 15.*  
Cassepawa, Brazil.

### 74. STRATIOMYS HETERONEURA.

*Mas. Nigra; antennæ, pedes postici metatarsique anteriores fulva; abdomen viride; tibiæ tarsique postica apice fusca; alæ hyalinæ. Long. 3½ lin.*

*Odontomyia heteroneura*, *Macq. Dipt. Exot. i. 1, 186, 7, pl. 22, f. 3.*  
Brazil.

### 75. STRATIOMYS LINEATA.

*Viridis; caput nigro biguttatum; thorax ochraceo trivittatus; pedes flavi; alæ limpidæ.*

*Stratiomys lineata*, *Fabr. Syst. Antl. 83, 22. Wied. Auss. Zweifl. ii. 70, 16.*  
South America.

### 76. STRATIOMYS PULCHRA.

*Nigra; thorax vittis duabus marginibus lateralibus scutelloque bispinoso viridibus; abdomen segmentorum lateribus marginibusque posticis luteis; pedes fulvi; alæ limpidæ.*

*Stratiomys pulchra*, *Wied.*  
*Odontomyia pulchra*, *Macq. Dipt. Exot. i. 1, 186, 7.*

## 77. STRATIOMYS SUBCUPRATA.

**Fœm.** *Viridis; caput supra æneo-fusco bifasciatum; antennæ ferruginæ, capite multo breviores; thorax æneo-fusco trivittatus; scutellum spinis fulvis; abdomen testaceum, vitta dorsali lata nigra, subtus albo-tomentosum; pedes fulvi; alæ limpide, venis fulvis; halteres virides.*

**Fem.** Green. Head above with two bronze-brown bands. Antennæ ferruginous, much shorter than the head. Thorax with three very broad bronze-brown stripes. Scutellum with two tawny spines. Abdomen testaceous, with a broad black dorsal stripe; under side with white tomentum. Legs tawny. Wings limpid; veins tawny. Halteres green. Length of the body  $4\frac{1}{2}$  lines; of the wings 8 lines.

**α.** Santarem, Brazil. From Mr. Bates' collection. .

## 78. STRATIOMYS CHLORASPIS.

*Nigra; caput, thoracis latera vittaque duæ, scutellum et abdomen viridia; antennæ et pedes flavæ; alæ limpide.*

*Stratiomys chloraspis*, Wied. *Auss. Zweifl.* ii. 68, 12.

Brazil.

## 79. STRATIOMYS VIRENS.

*Nigra; antennæ ferruginæ; thorax albido-pubescens; scutellum luteum; abdomen viride, vitta nigra postice dilatata; pedes flavi; alæ limpide.*

*Stratiomys virens*, Wied. *Auss. Zweifl.* ii. 73, 21.

Brazil.

## 80. STRATIOMYS DORSALIS.

*Nigra; antennæ fulvæ, apice fuscæ; thorax fulvo sericeus; scutellum melleum; abdomen flavidum, vitta lata inæquali nigra; pedes fulvi; alæ limpide.*

*Stratiomys dorsalis*, *Fabr. Syst. Antl.* 82, 20. *Wied. Auss. Zweifl.* ii. 66, 9.

South America.

## 81. STRATIOMYS CUPRINA.

*Nigra; antennæ fulvæ; thorax cupreo-hirtus; abdomen luteum, pedes flavi; alæ limpidae.*

*Stratiomys cuprina*, *Wied. Auss. Zweifl.* ii. 69, 14.

Cassapawa, Brazil.

## 82. STRATIOMYS LEUCOPSIS.

*Nigra; facies argenteo-hirta; antennæ fulvæ; abdomen helvum; pedes helvi; alæ limpidae.*

*Stratiomys leucopsis*, *Wied. Auss. Zweifl.* ii. 74, 22.

Cassapawa, Brazil.

## 83. STRATIOMYS LIMÆ.

*Nigra; abdomen viride, vitta lata bimaculari dorsali nigra; pedes testacei; alæ limpidae.*

*Odontomyia Limæ*, *Guér. Voy. de la Coquille, Ins.* pl. 20, f. 12.

Peru.

## 84. STRATIOMYS INERMIS.

*Nigra; caput flavum; antennæ basi flavescens; thorax limbo maculisque disci (Mas), vittis duabus (Fœm.) flavis aut viridibus; scutellum inerme; abdomen margine maculisque utrinque margine conjunctis (Mas), a margine sejunctis (Fœm.), flavis; pedes flavi; alæ limpidae.*

*Stratiomys inermis*, *Wied. Auss. Zweifl.* ii. 71, 18.

Monte Video. Cassapawa.

## Africa.

A. Antennarum articulus 1us 2o multo longior. Anubis, *Wied*

B. Antennarum articulus 1us 2o æqualis aut vix longior.

A. Alæ ad costam flavæ aut fulvæ.

1. Scutellum bispinosum. - - - - frontalis, *Macq.*

2. Scutellum inerme. - - - - anodonta, *Macq.*

**B. Alæ omnino limpidæ.****a. Pedes nigro varii.**

- a. Tibiæ posticæ nigre cinctæ. - - - dispar, *Macq.*  
 b. Tibiæ omnino fuscæ. - - - edentula, *Wied.*

**b. Pedes omnino pallidi.**

- a. Scutelli spinæ mediocres.  
 i. Thorax flavo-pubescent. - - - Guerinii, *Macq.*  
 ii. Thorax non flavo-pubescent. - - - albigennis, *Macq.*  
 b. Scutelli spinæ longæ. - - - rectifasciata, *Macq.*

**85. STRATIOMYS ANUBIS.**

*Nigra, albido-hirta; abdomen utrinque maculis trigonis luteis, ultimis connexis; tarsi basi flavi; alæ saturate flavæ.*

*Stratiomys Anubis, Wied. Auss. Zweifl. ii. 60, 1.*

Egypt.

**86. STRATIOMYS FRONTALIS.**

*Nigra; frons fulva, macula nigra; antennæ fulvæ, articulus 3us supra niger; abdomen viride, fascia lata nigra fere recta; pedes fulvi; alæ hyalinæ, ad costam flavæ.*

*Odontomyia frontalis, Macq. Dipt. Exot. i. 1, 185, 4.*

Cape. East Indies?

**87. STRATIOMYS ANODONTA.**

*Mas. Nigra; scutellum mucronum; abdomen viride seu flavum, vitta nigra; pedes fulvi, femoribus nigris; tibiis nigro cinctis; alæ hyalinæ, ad costam fulvæ.*

*Odontomyia anodonta, Macq. Dipt. Exot. Suppl. i. 52, 18.*

Cape.

**88. STRATIOMYS DISPAR.**

*Nigra; antennæ basi fulvæ; abdomen albidum maculis dorsalibus nigris (mas), aut fasciis nigris (fem.); pedes flavi, tibiis posticis femoribusque nigro cinctis; alæ albæ.*

*Odontomyia dispar, Macq. Dipt. Exot. i. 1, 183, 2.*

Senegal.

## 89. STRATIOMYS EDENTULA.

*Nigra*; scutellum inerme; abdomen utrinque maculis tribus linearibus margineque apicis albis; pedes fusci, femoribus medio nigris; alæ limpidae.

*Stratiomys edentula*, Wied. *Analecta Ent.* 29, 35; *Auss. Zweifl.* ii. 70, 17.

Cape.

## 90. STRATIOMYS GUERINII.

*Mas.* *Nigra*; antennæ fulvæ, apice fuscæ; thorax flavo-pubescentis; abdomen viride, fascia lata dorsali nigra; pedes fulvi; alæ hyalinæ.

*Odontomyia Guerinii*, *Macq. Dipt. Exot.* i. 1, 183, 1.

Senegal.

## 91. STRATIOMYS ALBIPENNIS.

*Mas.* *Nigra*; antennæ basi fulvæ; abdomen pallide viride; pedes flavi, femoribus anterioribus flavis; alæ albæ.

*Odontomyia albipennis*, *Macq. Dipt. Exot.* i. 1, 184, 3.

Senegal.

## 92. STRATIOMYS RECTIFASCIATA.

*Mas et Fœm.* Scutellus spinæ longæ; abdomen viride ritta nigra fere recta.

*Odontomyia rectifasciata*, *Macq. Dipt. Exot.* i. 1, 191, 16.

Cape.

## 93. STRATIOMYS? QUADRILINEATA.

*Nigra*; caput apud oculos album; antennæ apice albæ; thorax latissimè cupreo; scutellum quadrispinosum; abdomen argenteo maculatum; alæ fuscæ.

*Stratiomys quadrilineata*, *Fabr. Ent. Syst.* iv. 268, 23. *Wied. Auss. Zweifl.* ii. 72, 19.  
*Cyphomyia*?  
 Sierra Leone.

## Asia.

## 94. STRATIOMYS BARCA.

*Stratiomys Barca*, *Cat. of Diptera*, Pt. 3, 530.

## 95. STRATIOMYS GARATAS.

*Odontomyia Garatas*, *Cat. of Diptera*, Pt. 3, 532.

## 96. STRATIOMYS SOLENNIS.

*Odontomyia solennis*, *Diptera Saundersiana*, Pt. 2, 79.  
 East Indies.

## 97. STRATIOMYS VENTRALIS.

Mas. *Nigra*; abdomen maculis utrinque tribus unaque apicali, necnon ventre toto flavicantibus.

*Stratiomys ventralis*, *Loew, Ent. Zeit. Stett.* viii. 369, 1.  
 Siberia.

## 98. STRATIOMYS NIGRIPES.

Fœm. *Nigra*; abdomen viride vel fulvum, vitta lata nigra; alæ subflavescentes.

*Odontomyia nigripes*, *Macq. Dipt. Exot. Suppl.* i. 29, 22.  
 Syria.

## 99. STRATIOMYS RUFICORNIS (Nomen bis lectum).

Mas. *Nigra*; antennæ rufæ; abdomen maculis lateralibus flavis; tibiæ tarsi que fulvæ; alæ subfulvæ.

*Stratiomyia ruficornis*, *Macq. Dipt. Exot.* i. 1, 180, 3.  
 Bagdad.

## 100. STRATIOMYS FLAVIFRONS.

*Fœm. Nigra; abdominis segmentum 2um maculis lateralibus flavis, 3um 4umque fascia flava angusta postica interrupta; pedes fulvi, tibiis posticis femoribusque nigris; alæ flavo-subfusæ.*

*Stratiomyia flavifrons, Macq. Dipt. Exot. i. 1, 179, 1.*

Mesopotamia.

Hindustan, &c.

- |   |       |                     |
|---|-------|---------------------|
| A. Thorax cupreo-pubescentis.           | - - - | rubrithorax, Macq.  |
| B. Thorax non cupreo-pubescentis.       |       |                     |
| A. Alæ ad costam subflavæ               | - - - | consobrina, Macq.   |
| B. Alæ omnino limpida.                  |       |                     |
| A. Thorax aurato vittatus.              | - - - | viridana, Wied.     |
| B. Thorax argentaceo vittatus.          | - - - | siderogaster, Wied. |
| C. Thorax non vittatus.                 |       |                     |
| a. Antennæ capite plus duplo longiores. | - - - | apicalis, Walk.     |
| b. Antennæ capite breviores.            |       |                     |
| i. Abdomen picæum.                      | - - - | diffusa, Walk.      |
| ii. Abdomen fuscum.                     | - - - | minuta, Fabr.       |
| iii. Abdomen album.                     | - - - | pusilla, Fabr.      |

## 101. STRATIOMYS RUBRITHORAX.

*Mas. Nigra; thorax cupreo-pubescentis; abdomen albidum; femora flavo anteriora nigro maculata.*

*Odontomyia rubrithorax, Macq. Dipt. Exot. i. 1, 185, 5.*

Bengal.

## 102. STRATIOMYS CONSOBRINA.

*Mas. Nigra; thorax flavido-pubescentis; abdomen viride, fascia lata dorsali nigra; pedes fulvi, tibiis posticis nigris; alæ hyalina, ad costam subflavæ.*

*Odontomyia consobrina, Macq. Dipt. Exot. Suppl. 3, 16, 25.*

Java.

## 103. STRATIOMYS VIRIDANA.

*Nigra; antennæ et pedes fulva; thorax aurato vittatus; scutellum viride; abdomen maculis lateralibus ventreque viridibus; alæ limpida.*

*Stratiomys viridana*, Wied. *Analecta Ent.* 29, 34; *Auss. Zweifl.* ii. 66, 8.

Bengal.

## 104. STRATIOMYS SIDEROGASTER.

*Nigra; thorax argentaceo vittatus; scutellum bispinosum, apice ferrugineum; abdomen ferrugineum; alæ limpida.*

*Stratiomys siderogaster*, Wied. *Auss. Zweifl.* ii. 65, 7.

Java.

## 105. STRATIOMYS APICALIS.

*Fœm. Nigra, fulvo-pubescentis; antennæ capite fere triplo longiores; scutellum spinis duabus fulvis; segmentorum abdominalium margines postici fasciis lateralibus fulvis, subtus pallide testacei; pedes fulvi, tibiis tarsisque anticis femoribusque nigris, tibiis posterioribus nigro bifasciatis; alæ fuscæ, apice limpida, venis nigris; halteres fulvi.*

*Fem.* Black, clothed with tawny down. Antennæ nearly thrice the length of the head; first joint more than six times the length of the second. Scutellum with two tawny spines. Hind borders of the abdominal segments with short tawny bands on each side, pale testaceous beneath. Legs tawny: femora and fore legs black; tibiæ with two blackish bands; tips of the tarsi brown. Wings brown, limpid at the tips; veins black. Halteres tawny. Length of the body 5—7 lines; of the wings 12 lines.

a. Shanhai, North China. From Mr. Cuming's collection.

b. Shanghai, North China. From Mr. Fortune's collection.

## 106. STRATIOMYS DIFFUSA.

*Fœm. Nigra, testaceo-tomentosa; caput antice et subtus testaceum; antennæ ferrugineæ, capite multo breviores; scutelli spinæ testaceæ; abdomen piceum, basi subtusque testaceum; pedes testacei; alæ limpida, venis halteribusque fulvis.*



*Fem.* Black, with testaceous tomentum. Head testaceous in front and beneath. Antennæ ferruginous, much shorter than the head. Scutellum with testaceous spines. Abdomen piceous, dull testaceous towards the base; under side and legs testaceous. Wings limpid; veins and halteres tawny. Length of the body 4 lines; of the wings 8 lines.

a. Java. From the collection of the East India Company.

107. STRATIOMYS MINUTA.

*Anthracina; caput album, guttis quatuor fasciæque verticali nigris; thorax aurario-hirtus; scutellum albo marginatum; abdomen fuscum, margine incisurisque stramineis; pedes albi, femoribus tibiisque posticis annulo nigro; alæ limpidae.*

*Stratiomys minuta*, *Fabr. Ent. Syst.* iv. 268, 22; *Syst. Antl.* 86, 32.  
*Wied. Auss. Zweifl.* ii. 74, 23.

a. East Indies. From Mr. Saunders' collection.

108. STRATIOMYS PUSILLA.

*Nigra; scutellum bispinosum, albo marginatum; abdomen album; pedes albidii, tibiis posticis femoribusque basi nigro-fuscis; alæ limpidae.*

*Nemotelus pusillus*, *Fabr. Ent. Syst.* iv. 271, 5; *Syst. Antl.* 89, 5.  
*Stratiomys pusilla*, *Weid. Auss. Zweifl.* ii. 75, 24.

Tranquebar.

New Holland.

109. STRATIOMYS AMYRIS.

*Odontomyia Amyris*, *Cat. of Diptera*, Pt. 3, 535.

110. STRATIOMYS IALEMUS.

*Odontomyia Ialemus*, *Cat. of Diptera*, Pt. 3, 533.

a. New Holland. Presented by R. Butler, Esq.

## 111. STRATIOMYS PICEA.

*Odontomyia picea*, *Diptera Saundersiana*, Pt. 2, 78.

Van Dieman's Land.

- A. Abdomen violaceo-nigrum. - - - scutellata, *Macq.*  
 B. Abdomen nigrum. - - - stricta, *Erichs.*  
 C. Abdomen nigro-fuscum, maculis duabus  
     basalibus viridibus. - - - Hunteri, *King.*  
 D. Abdomen pallidum vitta nigra.  
   A. Scutellum fulvum. - - - carinata, *Macq.*  
   B. Scutellum nigrum.  
     a. Thoracis latera nigra. - - - Regis Georgii, *Macq.*  
     b. Thoracis latera fulva. - - - stylata, *Macq.*

## 112. STRATIOMYS SCUTELLATA.

*Fœm. Atra, nitida ; scutellum flavum, spinis elongatis elevatis  
 nigris ; abdomen violaceo-nigrum, ventre viridi ; alæ hyalinæ.*

*Odontomyia scutellata*, *Macq. Dipt. Exot. Suppl. i. 52, 19, pl. 5, f. 7.*

Tasmania.

## 113. STRATIOMYS STRICTA.

*Nigra, angustula, nitida ; caput fasciola frontali orbitaque postica  
 flavis ; scutellum bispinosum ; pedes testacei, femoribus basi  
 tibiis annulo ante medium tarsisque apice nigris ; pedes antici  
 tibiis interne ad apicem usque tursisque totis nigris ; alæ hya-  
 linæ, venis flavidis ; halteres fusciscentes, capitulo flavido.*

*Odontomyia stricta*, *Erichson, Archiv. Naturg. 1842, i. 272, 251.*

New Holland.

## 114. STRATIOMYS HUNTERI.

*Nigro-fusca, tomentosa ; postscutellum flavum ; abdomen maculis  
 utrinque basin versus duabus viridibus, subtus viride ; pedes  
 flavi.*

*Stratiomys Hunteri*, *King, Narrat. Survey Austral. ii. 467, 181,  
 Wied. Auss. Zweifl. ii. 77, 28.*

New Holland.

## 115. STRATIOMYS CARINATA.

*Nigra*; scutellum fulvum; abdomen viride maris, fulvum feminae, vitta nigra recta; pedes fulvi; alae hyalinae.

*Odontomyia carinata*, Macq. *Dipt. Exot. Suppl.* i. 52, 18.

Tasmania.

## 116. STRATIOMYS REGIS GEORGII.

*Mas. Nigra*; abdomen viride, fascia dorsali nigra angusta.

*Odontomyia Regis Georgii*, Macq. *Dipt. Exot.* i. 1, 186, 6.

King George's Port, New Holland.

## 117. STRATIOMYS STYLATA.

*Nigra*; antennae subtus fulvae, arista brevi; facies carinata; thoracis latera fulva; abdomen viride, vitta dorsali nigra; pedes fulvi; alae hyalinae.

*Odontomyia stylata*, Macq. *Dipt. Exot. Suppl.* 2, 30, 23.

New Holland.

New Zealand.

## 118. STRATIOMYS DORSALIS.

*Odontomyia dorsalis*, White, *Cat. of Diptera*, Pt. 3, 536.

a, b. Auckland, New Zealand. Presented by Col. Bolton.

## 119. STRATIOMYS FULVICEPS.

*Fœm. Nigra*; caput fulvum, proboscide et antennis nigris; thorax aurato-hirtus, lateribus pectoreque fulvis; scutellum testaceum; abdomen utrinque fulvum, subtus testaceum; pedes fulvi; alae limpidae, basi fuscæ, venis fuscæ; halteres testacei.

*Stratiomys fulviceps*, White, MSS.

*Fem.* Black. Head tawny. Proboscis and antennæ black. Thorax clothed with gilded hairs, tawny along each side. Pectus tawny. Scutellum testaceous. Abdomen tawny along each side, testaceous beneath. Legs tawny. Wings limpid, tinged with brown towards the base; veins brownish. Halteres testaceous. Length of the body 4 lines; of the wings 8 lines.

## 120. STRATIOMYS CHLORIS.

*Fœm.* *Nigra*; *caput fulvum, vertice et antennis nigris; thoracis latera viridi vittata; pectus et scutellum fulva; abdomen utrinque et subtus viride; pedes fulvi; alæ limpidæ, basi sub-fuscescentes, venis fulvis; halteres virides.*

*Odontomyia chloris, White, MSS.*

*Fem.* Black. Head tawny; vertex and antennæ black. Thorax with a green stripe on each side. Pectus mostly tawny. Scutellum tawny. Wings limpid, very slightly brownish at the base; veins tawny. Halteres green. Length of the body 4 lines; of the wings 8 lines.

*a.* Auckland, New Zealand. Presented by Col. Bolton.

## 121. STRATIOMYS ANGUSTA.

*Nigra, angusta, subtus albo-tomentosa; caput fulvum, vertice et faciei disco nigris; thoracis latera et pectus fulva; pedes nigricantes, tibiis anticis fulvis; alæ subcinereæ, basi fuscæ, venis nigris.*

*Fem.* Body black, narrow, clothed beneath with white tomentum. Head tawny; vertex and disk of the face black. Thorax along each side and pectus tawny. Legs nearly black; fore tibiæ tawny. Wings grayish, brown towards the base; veins black. Length of the body  $3\frac{1}{2}$  lines; of the wings 7 lines.

*a.* Auckland, New Zealand. Presented by Col. Bolton.

## 122. STRATIOMYS ANALIS.

*Nigra; thorax fusco-æneus, scutello bidentato; abdomen apice striga interrupta alba; alæ hyalinæ, basi nigræ.*

*Stratiomys analis*, *Fabr. Syst. Antl.* 83, 21. *Wied. Auss. Zweifl.* ii. 76, 27.

Isles of the Pacific Ocean.

Country unknown.

123. STRATIOMYS LUTATIUS.

*Odontomyia Lutatius*, *Cat. of Diptera*, Pt. 3, 532.

124. STRATIOMYS EXCOCTA.

*Odontomyia excocta*, *Diptera Saundersiana*, Pt. 2, 78.

125. STRATIOMYS EXUL.

*Odontomyia exul*, *Diptera Saundersiana*, Pt. 2, 79.

126. STRATIOMYS FUSCIPENNIS.

*Mas. Nigra*; abdomen viride, fascia nigra lata paullo sinuata; alæ fascia longitrorsum fusca.

*Odontomyia fuscipennis*, *Macq. Dipt. Exot.* i. 1, 190, 15.

Genus 12. ALLIOCERA.

Antennæ capitatae.

*Allioqera*, *Saunders*.

This genus has all the characters of the first section of *Stratiomys* with the exception of the capitate antennæ. Mediastinal vein ending at much beyond half the length of the wing. Subcostal and radial ending at very little beyond the mediastinal. First branch of the cubital straight, extremely short, ending at beyond half the length between the radial and the second branch which ends at far in front of the tip of the wing. Four curved externo-medial veins which are incomplete or do not reach the border. Sub-anal joining the anal at some little distance from the border. Discal veinlets forming one side of the pentagonal elongate discal

areolet. Median veinlet distinct, very short. Humeral, subcostal, mediastinal, radial, first cubital, second cubital, præbrachial, pabrachial, anal, axillary, subapical, and discal arcolelets complete, as are also the axillary and the subaxillary lobes. Subapical areolet occupying the tip of the wing. Four incomplete externo-medial arcolelets.

### 1. ALLIOCERA GRÆCA.

*Nigra*; caput flavum, vertice nigro; thorax fulvo-pubescent; scutellum postice flavum, bispinosum; abdomen fasciis sex lateralibus abbreviatis arcuatis maculaque conica apicali flavis; pedes flavi, tibiis intermediis extus fusco vittatis; alæ vix subflavescentes, venis flavis.

*Alliocera Græca*, Saunders.

### Genus 13. CLITELLARIA.

Antenna 9-articulata; articulus 1us et 2us æquales; flagellum obelavatum; arista distincta, biarticulata. Scutellum bispinosum.

*Musca*, p., Schæffer; *Herbst.*; *Schr.*; *Gmel.*; *Geoffr.*

*Stratiomys*, p., *Fabr.*; *Schr.*; *Panz.*

*Clitellaria*, *Meig. Zueist.* iii. 119.

*Ephippium*, *Latr.*; *Macy.*

Mediastinal vein ending at beyond half the length of the wing. Subcostal ending at a little beyond the mediastinal. Radial ending at two-thirds of the length. First branch of the cubital straight, very short, ending at nearly two-thirds of the distance between the radial and the second branch which ends at much in front of the tip of the wing. Four complete nearly straight externo-medial veins. Subanal united to the anal at some distance from the border. Discal veinlets forming one side of the oblong pentagonal areolet. Median veinlet distinct. Humeral, subcostal, mediastinal, radial, first cubital, second cubital, præbrachial, pabrachial, anal, axillary, subapical, discal, and four externo-medial veins complete, as are also the axillary and the subaxillary lobes. Subapical areolet occupying the tip of the wing.

### 1. CLITELLARIA EPHIPIUM.

*Nigra*; thorax sanguineus, bispinosus; alæ ferrugineo-fusca.

*Stratiomys Ehippium*, *Fabr.*

*Ehippium thoracicum*, *Guér. Icon. Règne Anim. Ins.* pl. 98, f. 7,  
*Texte*, 544.

*Clitellaria Ehippium*, *Zeller, Isis*, 1842, 826, 9.

a, b. England. From Mr. Stephens' collection.

## 2. CLITELLARIA DAHLII.

*Fœm.* *Nigra, argenteo-pilosa; frons apud antennis albo bimaculata; antennæ capite paullo longiores; thorax nigro trivittatus; abdomen cinereo-pubescent, apud incisuras pallidius; alæ cinereæ, stigmatate rufescente.*

*Clitellaria Dahlia*, *Meig. Zweifl.* vi. 5.

*Ehippium Dahlia*, *Macq. Hist. Nat. Dipt.* i. 252.

Ragusa.

West Indies.

## 3. CLITELLARIA ANCHIALUS.

*Clitellaria Anchialus*, *Cat. of Diptera*, Pt. 3, 522.

This species differs from the typical *C. ehippium* in the following characters. The first branch of the cubital vein ends at half the distance between the radial and the second branch, and the discal areolet is hexagonal.

## 4. CLITELLARIA CHALYBEA.

*Chalybea; antennæ nigre; thorax vittis tribus, abdomen utrinque maculis duabus albo-pilosis; scutellum bispinosum; alæ limpide.*

*Clitellaria chalybea*, *Wied. Anal. Ent.* 30, 36; *Auss. Zweifl.* ii. 49, 4.

Isle St. Thomas.

South America.

## 5. CLITELLARIA HALALA.

*Clitellaria Halala*, *Cat. of Diptera*, Pt. 3, 523.

This species and *C. Amenides* will form a sub-genus of *Clitellaria* which may be thus characterized:—

Sub-genus. ARTEMITA.

Antennæ vix stylatæ. Thorax elongatus, antice angustatus. Scutellum spinis quatuor parvis armatum. Abdomen crassum, fere rotundum, thorace latius et multo brevius.

Subanal vein united to the anal very near the border. Discal areolet hexagonal.

6. CLITELLARIA FENESTRATA.

*Nigra; thorax vittis albidis; abdomen fasciis flavidis interruptis; tarsi basi fulvi; alæ fuscæ, areola discali hyalina.*

Ephippium fenestrata, *Macq. Dipt. Exot. Suppl. i. 54, 3.*  
Merida, Yucatan.

7. CLITELLARIA UNICOLOR.

*Purpurco-cyanea; antennæ nigræ; alæ nigro-fuscæ; halteres virides.*

Body and legs purplish blue. Eyes, antennæ and proboscis black. Wings brownish black. Halteres apple-green. Length of the body 7 lines; of the wings 14 lines.

c. Ega, Amazon River. From Mr. Bates' collection.

Africa.

8. CLITELLARIA FLAVIPES.

*Nigra; antennæ incrassatæ; thorax aurario-hirtus; scutellum bispinosum; pedes ferruginei; alæ fuscæ.*

*Clitellaria flavipes.* *Wied. Auss. Zweifl. ii. 47, 2.*

*Stratiomys flavipes,* *Fabr. Suppl. 555, 9; Syst. Antl. 80, 10.*

*Ephippium flavipes,* *Macq. Dipt. Exot. i. 1, 191, 1.*

Algiers. Oran.



## 9. CLITELLARIA RUFITARSIS.

Mas. *Nigra, flavo-pilosa; genua tarsi rufæ; alæ subcinereæ.*

*Ephippium rufitarse, Macq. Dipt. Exot. i. 1, 192, 2.*

*Clitellaria flavipes, Mas?*

Oran.

East Indies.

## 10. CLITELLARIA TENEBRICA.

*Clitellaria tenebrica, Cat. of Diptera, Pt. 3, 522.*

## 11. CLITELLARIA BIVITTATA.

*Nigra; thorax cinereo bivittatus, hispinosus; scutellum spinis duabus elongatis; abdomen trifariam albo maculatum; alæ nigro-fusæ, basi hyalinæ.*

*Clitellaria bivittata, Wied. Auss. Zuvfl. ii. 40, 1.*

*Stratiomys bivittata, Fabr. Syst. Antl. 79, 5.*

Java. Sumatra.

## 12. CLITELLARIA HEMINOPLA.

*Nigra; antennæ rufo-fusæ; thorax flavido-hirtus; scutellum bispinosum; abdomen albo varium; alæ subfuscescente-cinereæ.*

*Clitellaria heminopla, Wied.*

## 13. CLITELLARIA ANGUSTA.

*Fœm. Cyaneo-nigra; frons basi albo-pilosa; thorax rufescente-hirtus; abdomen subelongatum; alæ fusæ.*

*Ephippium angustum, Macq. Hist. Nat. Dipt. i. 252, 2.*

Java.

## 14. CLITELLARIA VARIA.

*Mas.* *Nigro-cyanea, argenteo-tomentosa*; caput flavum; antennæ fulvæ, apice nigrae; thorax elongatus, antice angustatus et niger, fasciis tribus tomentosis, antica aurata, posterioribus argenteis; scutellum dentibus quatuor minimis; abdomen subsulcatum, apice truncatum, thorace multo brevius et latius; pedes nigri, genubus fulvis; alæ fuscaë, basi fere limpidaë, venis nigris; halteres lutei.

*Male.* Dark blue. Head yellow. Antennæ tawny, with black tips. Thorax elongate, narrow and black in front, with three interrupted downy bands; first band broad, gilded; second and third silvery, narrow. Scutellum and abdomen with silvery down, the former with four very minute teeth, the latter not longer than broad, much shorter and broader than the thorax, with a slight longitudinal furrow, truncated at the tip. Legs black, knees tawny. Wings dark brown, nearly limpida towards the base and thence along part of the hind border; veins black. Halteres luteous. Length of the body 4 lines; of the wings 8 lines.

*a.* Java. From the collection of the East India Company.

New Holland.

## 15. CLITELLARIA CUPREA.

*Clitellaria cuprea, Cat. of Diptera, Pt. 3, 524.*

This species will form a sub-genus:—

Sub-genus. ANTISSA.

*Mas.* Antennæ capite multo breviores; flagellum conicum, stylo brevi crasso. Thorax brevis, latus. Scutellum spinis quatuor minimis. Abdomen rotundum, thorace multo latius non longius.

Third externo-medial vein incomplete. Subanal vein joining the anal at some little distance from the border. Discal areolet heptagonal.

Country unknown.

## 16. CLITELLARIA AMENIDES.

*Clitellaria Amenides, Cat. of Diptera, Pt. 3, 523.*

## 17. CLITELLARIA RUFÆ.

*Clitellaria rufa*, *Cat. of Diptera*, Pt. 3, 524.

## Genus 14. PLATYNA.

Scutellum unispinosum. Abdomen transversum.

*Platyna*, *Wied. Anal. Ent.* 12; *Auss. Zweifl.* ii. 52; *Macq.*  
*Stratiomys*, p., *Fabr.*

## 1. PLATYNA HASTATA.

*Nigra*; thorax aurarius; abdomen valde dilatatum; pedes albi,  
femoribus basi nigris; alæ hyalinæ, fascia media abbreviata  
nigra.

*Stratiomys hastata*, *Fabr. Syst. Antl.* 84, 24.

*Platyna hastata*, *Wied. Anal. Ent.* 12, f. 2; *Auss. Zweifl.* ii. 53, 1,  
pl. 8, f. 3, a, b, c. *Macq. Hist. Nat. Dipt.* i. 256, 1.

Guinea.

## Genus 15. CYCLOGASTER.

Antennæ 9-articulatæ. Scutellum muticum. Abdomen orbiculatum.

*Stratiomys*, p., *Fabr.*

*Clitellaria*, p., *Meig.*; *Wied.*

*Cyclogaster*, *Macq. Hist. Nat. Dipt.* i. 256.

Wings like those of *Clitellaria*.

Europe.

## 1. CYCLOGASTER VILLOSA.

*Nigra*; thorax rufo-hirtus; abdomen utrinque strigis tribus lateralibus albis; alæ fusco-flavidæ, ad costam obscure fuscæ.

*Nemotelus villosus*, *Fabr. Ent. Syst.* iv. 270, 2; *Syst. Antl.* 88, 2.

*Panz. Faun. Germ.* lviii. 16. *Coqueb. Illustr.* 100, pl. 23, f. 3.

*Clitellaria villosa*, *Meig. Zweifl.* iii. 120, 1; vii. 106.

*Cyclogaster villosa*, *Macq. Hist. Nat. Dipt.* i. 257, 1.

Germany. Hungary. Piedmont. Sicily. Morea.

## 2. CYCLOGASTER CALVA.

*Nigra*; thorax cinereo-hirtus; abdomen utrinque strigis tribus, lateralibus albis; alæ fusco-flavidæ, ad costam obscure fuscæ.

*Clitellaria calva*, *Meyerle*; *Meig. Zweifl.* iii. 121, 2.

Austria.

## 3. CYCLOGASTER PACIFICA.

*Nigra*; thorax flavicante-hirtus; abdomen maculis transversis flavis; pedes flavidi, femoribus tibiisque nigro cinctis; alæ flavescentes.

*Clitellaria pacifica*, *Hoffm. Meig. Zweifl.* iii. 121, 3. \*

Portugal.

South America.

## 4. CYCLOGASTER ATRATA.

*Anthracina*; scutellum inerme; tarsi albidii; alæ nigro-fuscæ.

*Clitellaria atrata*, *Wied. Auss. Zweifl.* ii. 49, 5, pl. 7, f. 10.

*Stratiomys atrata*, *Fabr. Syst. Antl.* 83, 23.

*Cyclogaster atrata*, *Macq. Hist. Nat. Dipt.* i. 257, 2.

## Genus 16. XENOMORPHA.

*Fœm.* Caput parvum. Antennæ 7-articulatæ, breves; articulus 1us et 2us breves, hic crassus; 3us minor; 4us, 5us, 6us, et 7us minimi, brevissimi, pubescentes; 7us apice obtusus. Ocelli distincti. Scutellum muticum. Abdomen valde elongatum et attenuatum. Pedes elongati, graciles; tarsi longi.

Mediastinal vein ending at a little before half the length of the wing. Subcostal ending at a little beyond the mediastinal. Radial ending at a little before two-thirds of the length. Cubital not forked, ending at some distance in front of the tip of the wing. First, second and fourth externo-medial veins complete, third rudi-

mentary. Subanal vein united to the anal at some distance from the border.

*Xenomorpha*, *Macq. Dipt. Exot. i. 1, 193.*

Discal veinlets forming two sides of the indistinctly heptagonal discal areolet. Median veinlet distinct. Humeral, subcostal, mediastinal, radial, cubital, præbrachial, pabrachial, anal, axillary, subapical, discal, and three externo-medial areolets complete. Axillary lobe and subaxillary lobe incomplete. Subapical areolet occupying the front of the tip of the wing.

### 1. XENOMORPHA LEPTIFORMIS.

*Fœm. Ferruginea*; antennæ *fulvæ*, apice *nigricantes*; alæ *rufescentes*.

*Xenomorpha leptiformis*, *Macq. Dipt. Exot. i. 1, 193, 1, pl. 23, f. 1.*  
Rio Janeiro.

## Genus 17. EUDMETA.

Antennæ 5-articulatæ, glabræ, elongatæ, lineares; articulus 1us brevis; arista brevis, villosa vel pubescens. Scutellum muticum. Abdomen elongatum. Pedes graciles, elongati. Alæ angustæ.

*Hermetia*, p., *Fabr.*

*Eudmeta*, *Wied. Auss. Zweifl. ii. 43*; *Macq.*

Mediastinal vein ending at beyond half the length of the wing. Subcostal and radial ending at before two-thirds of the length. First branch of the cubital short, straight, ending at very little before two-thirds of the distance between the radial and the second branch. Four complete externo-medial veins. Subanal vein joining the anal at some little distance from the border. Median veinlet short, distinct. Discal areolet indistinctly heptagonal, with three primary sides, the fourth or apical one very short, and the other three almost obsolete. Subapical areolet occupying the tip of the wing.

### 1. EUDMETA MARGINATA.

*Niger*; thorax *angulis*, vittis *scutelloque pomaceis*; abdomen *fuscum*, *pomaceo limbatum*; femora *apice flava*; alæ *hyalinæ*, *apice fusca*.

*Hermetia marginata*, *Fabr.*

East Indies. Java. Sumatra.

*Hermetia cingulalis* (aut *singularis*), *Guér. Icon. Règne Anim. Ins.*  
pl. 98, f. 1, *Texte*, 543.

a. Java. From the East India Company's collection.

### Genus 18. ACHROCHÆTA.

Color non metallicus. Faoies declivis. Antennæ 9-articulatæ ; flagellum elongatum, attenuatum ; arista setiformis. Scutellum muticum, non tuberculatum. Abdomen elongatum.

*Sargus*, p., *Fabr.*

*Acrochæta*, *Wied. Auss. Zweifl.* ii. 42; *Perty*; *Macq.*

Mediastinal, subcostal, and radial veins ending very near together at hardly beyond half the length of the wing. First branch of the costal ending at beyond half the length between the radial and the second branch which ends at a little in front of the tip of the wing. First, second and fourth externo-medial veins complete, third incomplete. Subanal vein united to the anal at some distance from the border. Discal veinlets forming three sides of the heptagonal discal areolet. Median veinlet distinct, slightly curved. Humeral, subcostal, mediastinal, radial, first cubital, second cubital, præbrachial, pobrachial, anal, axillary, subapical, discal, and two externo-medial areolets complete. Two externo-medial areolets, axillary lobe, and subaxillary lobe incomplete. Subapical areolet occupying the tip of the wing.

#### 1. ACROCHÆTA ECHEMON.

*Sargus Echemon*, *Cat. of Diptera*, Pt. 3, 515.

a, b. Parâ. From Mr. Bates' collection.

#### 2. ACROCHÆTA HATERIUS.

*Sargus Haterius*, *Cat. of Diptera*, Pt. 3, 516.

#### 3. ACROCHÆTA TINCTA.

*Chrysochlora tincta*, *Diptera Saundersiana*, Pt. 2, 82.

## 4. ACROCHÆTA PLANA.

*Chrysochlora plana*, *Diptera Saundersiana*, Pt. 2, 82.

*Acrochæta Haterius*, *Var. ?*

*Acrochæta elegans*, *Var. ?*

a. Colombia. From Mr. Saunders' collection.

## 5. ACROCHÆTA ELEGANS.

*Fusca, subtus fusco-testacea; thorax vittis duabus lateribusque flavidis; abdominis segmenta marginibus posticis flavido fasciatis; pedes testacei; alæ hyalinæ, antice fuscescentes.*

*Acrochæta elegans*, *Perty, Del. Anim. Artic.* 184, pl. 36, f. 15.

Brazil.

a. South America. From Mr. Saunders' collection.

## 6. ACROCHÆTA VESPERTILIO.

*Cerina; thorax nigro quinquerittatus; abdomen fusco fasciatum; alæ flavescens, macula apicali fusca.*

*Sargus vespertilio*, *Fabr.*

Brazil. Venezuela.

## 7. ACROCHÆTA FASCIATA.

*Flavida; antennæ nigro-fuscæ; thorax fusco vittatus; abdomen nigro-fuscum, flavido fasciatum; pedes flavescens, femoribus posticis fusco strigatis; alæ flavescens.*

*Acrochæta fasciata*, *Wied. Auss. Zweifl.* ii. 42, pl. 9, f. 3. *Macq. Hist. Nat. Ins. Dipt.* i. 260, 1.

Brazil.

## 8. ACROCHÆTA CASTANEA.

*Fœm. Antennæ fusco-flavæ; thorax flavus, vittis quinque nigris; abdomen castaneum, fasciis tribus ventre pedibusque fulvis; alæ hyalinæ, ad costam subfuscæ.*

*Chrysochloa castanea*, Macq. *Dipt. Exot.* i. 1, 198, 2, pl. 25, f. 1.

Guiana.

a—d. Parà. From Mr. Bates' collection.

#### 9. ACROCHÆTA LONGISETA.

Fœm. *Flava; antennæ luteæ, flagello sat brevi, arista longa; thorax vittis tribus maculisque utrinque duabus lateralibus nigris; abdomen lutescens, fasciis dimidioque apicali fuscis; pedes lutescentes, antici flavi; alæ subcinereæ, ad costam fulvescentes, maculis duabus una costali altera subapicali fuscis.*

Yellow. Antennæ luteous; flagellum much shorter than that of *A. castanea*; arista longer. Thorax with three black stripes and with two black spots on each side. Abdomen brown; bands towards the base and under side pale luteous. Legs pale luteous; fore legs yellow. Wings slightly grayish; anterior half tawny, with a brown spot by the middle of the costa, and another near the tip. Length of the body 4—4½ lines; of the wings 10—12 lines.

a—c. Parà. From Mr. Bates' collection.

#### 10. ACROCHÆTA BREVISETA.

Fœm. *Testacea; antennæ fulvæ, apice nigræ, flagello elongato, arista brevi; thorax vittis tribus et scutellum fascia nigris, abdomen fulvum; pedes testacei; alæ subcinereæ, apud discum sublimpidæ, costæ dimidio basali fulvescente, macula media costali fusca.*

Testaceous. Antennæ tawny; flagellum as long as that of *A. castanea* and less tapering; arista not half the length. Thorax with three black stripes, the side pair interrupted. Scutellum with a black band. Abdomen tawny. Legs testaceous. Wings grayish, nearly limp in the disk, tawny along the costa, especially towards the base, with a brown spot between the costa and the discal areolet, which is a little shorter than that of *A. longiseta* and much shorter than that of *A. castanea*. Length of the body 4 lines; of the wings 10 lines.

a, b. Parà. From Mr. Bates' collection.



## Genus 19. OXYCERA.

Antennæ 8-articulatæ; articuli 1us et 2us breves; flagellum fusiforme; articulus 7us brevis; 8us longus, stylatus. Scutellum bispinosum. Abdomen rotundatum.

*Musca*, p., *Linn.*; *Scopoli*; *Donov.*

*Stratiomys*, p., *Fabr.*; *Gmel.*; *Panz.*; *Fall.*

*Oxycera*, *Meig. Zweifl.* iii.; *Macq.*; *Curt.*; *Zett.*; *Stæg.*; *Loew.*

Mediastinal, subcostal and radial veins ending near together beyond half the length of the wing. First branch of the cubital very short, ending at beyond half the distance between the radial and the tip of the second, which ends at far in front of the tip of the wing. Four secondary, slender, and incomplete externo-medial veins. Subanal united to the anal near the border. Discal veinlets forming two sides of the hexagonal discal areolet. Median veinlet very short, but distinct. Humeral, subcostal, mediastinal, radial, first cubital, second cubital, præbrachial, pabrachial, anal, axillary, subapical, and discal areolets complete. Four externo-medial areolets, axillary lobe, and subaxillary lobe incomplete. Subapical areolet occupying the tip of the wing.

## Europe.

## 1. OXYCERA MEIGENII.

*Nigro flavoque varia, lunula humerali flava.*

*Stratiomys Hypoleon*, *Fabr. Sp. Ins.* ii. 418, 20; *Ent. Syst.* iv. 267, 20; *Syst. Antl.* 85, 29. *Preyssler, Verz.* i. 81, 75. *Panz. Faun. Germ.* i. 14.

*Oxycera Hypoleon*, *Meig. Zweifl.* iii. 124, 1. *Macq. Dipt. Nord. Strat.* 117, 1; *Hist. Nat. Dipt.* i. 250, 1. *Loew, Isis*, 1840, 555, 1.

*Oxycera Meigenii*, *Stæg. Ent. Zeit.* v. 410, 2. *Loew, Dipt. Beitr.* ii. 1, pl. f. 1, 2. *Gimmerth. Bull. Soc. Imp. Nat. Mosc.* 1847, 168, 1.

France. Germany. Denmark. Russia.

a. Interlacken, Switzerland. Presented by F. Walker, Esq.

## 2. OXYCERA FALLENI.

*Nigro flavoque varia ; pedes flavi, femoribus anticis basi nigris.*

*Musca Hypoleon*?? *Donov. Brit. Ins.* pl. 146, f. 2.

*Stratiomys Hypoleon*? *Gmel. ed. Syst. Nat.* v. 2835, 7.

*Stratiomys Hypoleon*, *Fall. Strat.* 10, 7.

*Oxycera Hypoleon*, *Zett. Dipt. Scand.* i. 142, 1.

*Oxycera Falleni*, *Stæger, Ent. Zeit.* v. 410, 3. *Loew, Dipt. Beitr.* 132, pl. f. 3, 4.

Germany. Denmark. Sweden.

## 3. OXYCERA RARA.

*Nigro flavoque varia ; pedes flavi, femoribus omnibus late nigris ;  
ala hyalinae.*

*Musca rara*, *Scopoli, Ent. Carn.* 339, 912.

*Musca Hypoleon*? *Donov. Brit. Ins.* pl. 146, f. 2.

*Oxycera Hypoleon*, *Meig. Classif.* 137, 1, pl. 8, f. 3. *Stæg. Ent. Zeit.* v. 409, 1. *Gimmerth. Bull. Soc. Imp. Nat. Mosc.* 1847, 168, 2.

*Oxycera pulchella*, *Meig. Zweifl.* iii. 125, 2. *Macq. Dipt. Nord. Strat.* 118, 2; *Hist. Nat. Dipt.* i. 249, 2. *Loew, Dipt. Beitr.* 14, 3, pl. f. 5, 6.

France. Germany. Denmark. Russia.

a—f. England. From Mr. Stephens' collection.

## 4. OXYCERA DIVES.

*Nigro flavoque varia ; pedes nigri.*

*Stratiomys Hypoleon*? *Schr. Faun. Boic.* iii. 96, 2385.

*Oxycera dives*, *Loew, Dipt. Beitr.* 15, 4, pl. f. 7, 8.

Germany.

## 5. OXYCERA FORMOSA.

*Nigra ; thorax lateribus scutelloque flavis ; abdomen maculis lateralibus maris duabus fœminæ tribus anoque flavis ; pedes flavi ; alæ limpidæ.*

*Oxycera formosa*, Wied.; Meig. Zett. Dipt. Scand. i. 115, 5.  
a. England. From Mr. Stephens' collection.

#### 6. OXYCERA MACULATA.

Fœm. *Nigra*; facies argenteo-micans; maculis capitis 6, abdominis totidem, thoracisque 4, striisque dorsalibus 2 abbreviatis, scutelli fascia transversa lata spinisque flavis; pedes flavi, femorum basi late, annuloque tibiæ nigricantibus.

*Oxycera maculata*, Zett. Ins. Lapp. 576; Dipt. Scand. i. 145, 4.  
Sweden. Lapland.

#### 7. OXYCERA LEONINA.

*Nigra*; thorax linea laterali scutelloque flavis; abdomen basi apiceque flavum; pedes flavi, femoribus nigris; alæ limpidæ.

*Stratiomys leonina*, Panz.

*Oxycera leonina*, Meig. Zweifl. vii. 105, 8. Loew, Isis. 1840, 556, 2.

#### 8. OXYCERA MUSCARIA.

*Nigra*; thorax maris vitta laterali interrupta flava, fœminæ flavus nigro trivittatus; abdomen maculis lateralibus connexis flavis; pedes flavi; alæ limpidæ.

*Stratiomys muscaria*, Fabr.

Var. *Nigra*; thorax linea laterali straminea; abdomen posticum margine stramineo; femora basi genuaque fulva; alæ limpidæ, costa fusca.

*Stratiomys pygmæa*, Fall.

*Oxycera pygmæa*, Zett. Dipt. Scand. i. 115, 6.

#### 9. OXYCERA PARDALINA.

*Nigra*; thorax linea laterali straminea; abdomen maculis duabus lateralibus anoque stramineis; pedes fulvi; alæ limpidæ.

*Oxycera pardalina*, Meig. Zett. Dipt. Scand. i. 143, 3.

## 10. OXYCERA MORRISII.

*Nigra* ; thorax interrupte albido bivittatus ; scutellum apice ochraceum ; abdomen flavo quinquemaculatum ; pedes flavi, tibiis posticis femoribusque plerumque nigris, tarsis nigris posterioribus basi albidis ; alæ limpidæ.

*Oxycera Morrisii*, Curt. Brit. Ent. x.

a, b. England. Presented by J. C. Dale, Esq.

## 11. OXYCERA TERMINATA.

*Nigra* ; thorax linea laterali scutelloque flavis ; abdomen apice flavum ; pedes fulvi, femoribus posticis apice fuscis ; alæ limpidæ.

*Oxycera terminata*, Megerle ; Meig.

## 12. OXYCERA ANALIS.

*Nigra* ; thorax linea laterali scutelloque flavis ; abdomen apice flavum ; pedes flavi, femoribus nigris ; alæ limpidæ, macula fusca.

*Oxycera analis*, Megerle ; Meig. Zweifl. vii. 105, 10.

## 13. OXYCERA LONGICORNIS.

*Nigra, nitens* ; antennæ capite longiores ; thorax vittis duabus lateralibus scutelloque flavis ; pedes picei, tibiis basi femoribusque fulvis ; alæ limpidæ.

*Oxycera longicornis*, Haliday, MSS. Dale, Ann. Nat. Hist. viii. 431.

a, b. England. Presented by J. C. Dale, Esq.

## 14. OXYCERA NIGRICORNIS.

*Nigra* ; caput flavum, linea frontali nigra ; thorax lineis quatuor interruptis scutelloque flavis ; abdomen flavo marginatum ; pedes flavi ; alæ limpidæ, venis flavis.

*Oxycera nigricornis*, Macq. *Dipt. Nord.* 119, 4. Meig. *Zweifl.* vii. 105, 11.

North France.

15. OXYCERA NIGRA.

*Nigra*; thoracis latera flavo unilineata, puncto utrinque apud alas flavo; pedes metatarsis posticis genibusque flavis.

*Oxycera nigra*, Macq. *Hist. Nat. Dipt.* i. 251, 8. Meig. *Zweifl.* vii. 106, 13.

Bourdeaux.

16. OXYCERA TENUICORNIS.

*Fœm. Nigra*; antennæ articulo 3o quam in cæteris longiore et graciliore; abdominis segmentum 4um flavo marginatum; tibiæ apices versus nigre, posticæ omnino nigre.

*Oxycera tenuicornis*, Macq. *Hist. Nat. Dipt.* i. 251, 5. Meig. *Zweifl.* vii. 105, 12.

Bourdeaux.

17. OXYCERA TRILINEATA.

*Viridis seu flavicans*; thorax nigro trivittatus; abdomen fasciis nigris; alæ limpidae.

*Stratiomys trilineata*, Fabr.

*Oxycera trilineata*, Zett. *Dipt. Scand.* i. 142, 2. Loew, *Isis*, 1840, 556, 3.

England. From Mr. Stephens' collection.

North America.

18. OXYCERA VARIEGATA.

*Fœm. Flava*; thorax vittis tribus et abdomen fasciis nigris.

*Oxycera variegata*, Oliv. *MSS.* Macq. *Dipt. Exot.* i. 2, 191.

*Oxycera trilineata*, Var. ?

Carolina.

## 19. OXYCERA MACULATA.

*Fœm. Nigra; antennæ fusco-flavæ; thoracis lineæ, scutellum, et abdominis maculæ, pedesque flava; alæ hyalinæ.*

*Oxycera maculata, Oliv. MSS. Macq. Dipt. Exot. i. 2, 190.*  
Carolina.

West Indies.

## 20. OXYCERA LIBURNA.

*Oxycera Liburna, Cat. of Diptera, Pt. 3, 528.*

## 21. OXYCERA METALLICA.

*Æneo-viridis; antennæ nigre; abdomen chalybeum; pedes chalybei, tarsi postici basi albis; alæ hyalinæ, costa nigro-fusca.*

*Oxycera metallica, Wied. Auss. Zweifl. ii. 60.*  
Isle St. Thomas.

## Genus 20. HOPLISTES.

Corpus angustum, lineare. Antennæ 7-articulatæ; flagellum fusiforme; arista setiformis, dorsalis, longissima. Thorax productus. Scutellum bispinosum. Abdomen elongatum.

Sargus, p., *Wied.*

*Hoplistes, Macq. Hist. Nat. Dipt. i. 253.*

Mediastinal vein ending at beyond one-third of the length of the wing. Subcostal ending at before half the length. Radial ending at a little beyond half the length. First branch of the cubital ending at much beyond half the length between the radial and the second branch, which ends at a little in front of the tip of the wing. Four incomplete externo-medial veins. Subanal vein united to the anal at some distance from the border. Discal veinlets forming two sides of the hexagonal discal areolet. Median veinlet distinct. Humeral, subcostal, mediastinal, radial, first cubital, second cubital, præbrachial, pabrachial, anal, axillary, subapical. and discal areolets complete. Four externo-medial areolets,

axillary lobe and subaxillary incomplete. Subapical areolet occupying the tip of the wing.

### 1. HOPLISTES BISPINOSUS.

*Niger*; antennæ luteæ; thoracis vittæ duæ et scutellum flava, hoc bispinosum; abdomen flavo marginatum; femora flava; tarsi albi; alæ limpidae, costa fusca.

*Sargus bispinosus*, Wied. *Auss. Zweifl.* ii. 32, 8.

*Hoplistes bispinosus*, Macq. *Hist. Nat. Dipt.* i. 254, 1; *Dipt. Exot.* i. 1, 195, 1, pl. 23, f. 2.

Brazil.

### 2. HOPLISTES POMACEUS.

*Niger*; thorax vittis duabus, angulis scutelloque pomaceis; scutellum bispinosum; abdomen silaceo limbatum; femora flava, tarsi albi; alæ flavescentes.

*Sargus hoplistes*, Wied. *Auss. Zweifl.* ii. 30, 6.

*Hoplistes pomaceus*, Macq. *Hist. Nat. Dipt.* i. 254, 3.

Brazil.

### 3. HOPLISTES HORTULANUS.

*Niger*; antennæ basi pallidæ; thoracis vittæ duæ, anguli et scutellum abdominisque margo et fasciæ flavae vel pomaceæ; scutellum bispinosum; pedes flavi; alæ ad costam flavescentes.

*Sargus hortulanus*, Wied. *Auss. Zweifl.* ii. 32, 9.

*Hoplistes hortulanus*, Macq. *Hist. Nat. Dipt.* i. 254, 2.

Brazil.

## Genus 21. DICRANOPHORA.

Antennæ 7-articulatæ; articulus 1us brevis; 2us cyathiformis; 3us, 4us, 5us, et 6us brevissimi; 7us setiformis, terminalis, longissimus. Scutellum bispinosum. Abdomen elongatum. Femora intermedia spina angulata armata.

*Sargus*, p., Wied.

*Dicranophora*, Macq. *Hist. Nat. Dipt.* 255.

Mediastinal vein ending at before half the length of the wing. Subcostal ending at a little beyond half the length. Radial ending near the subcostal. First branch of the cubital short, ending at rather beyond half the length between the radial and the second branch, which ends at much in front of the tip of the wing. Four nearly complete externo-medial veins. Subanal vein united to the anal far from the border. Discal veinlets forming two sides of the hexagonal discal areolet. Median veinlet short, distinct. Humeral, subcostal, mediastinal, radial, first cubital, second cubital, præbrachial, pabrachial, anal, axillary, subapical, and discal areolets complete. Four nearly complete externo-medial areolets. Axillary lobe and subaxillary lobe incomplete. Subapical areolet occupying the tip of the wing.

## 1. DICRANOPHORA FURCIFERA.

*Niger, flavo pictus; antennæ flavæ; scutellum appendice longissimo apice furcato; pedes flavi, tibiis tarsisque anticis fuscis, tarsis posticis albis; alæ subflavescentes.*

*Sargus furcifer, Wied. Analecta Ent. 31, 40, f. 10; Auss. Zweifl. ii. 38, 20, pl. 7, f. 5.*

*Dicranophora furcifera, Macq. Hist. Nat. Dipt. i. 255, 1; Dipt. Exot. i. 1, 195, 1. Guér. Icon. Règne Anim. Ins. pl. 98, f. 12, Texte, 545.*

Brazil.

## 2. DICRANOPHORA PICTA.

*Niger; facies et frons fulvæ, hæc macula nigra; thorax humeris lineisque duabus dorsalibus scutellique dimidio postico flavis; abdominis segmentum 1um flavo marginatum; 3um, 4um et 5um lateribus flavis.*

*Dicranophora picta, Macq. Hist. Nat. Dipt. i. 255, 2; Dipt. Exot. i. 1, 196, 2, pl. 24, f. 1.*

Brazil.

## Genus 22. RHAPHIOCERA.

Antennæ 9-articulatæ; flagellum subulatum; arista setiformis, longissima. Scutellum bispinosum. Abdomen elongatum.

*Sargus, p., Wied.*

*Rhaphiocera, Macq. Hist. Nat. Dipt. i. 253.*



Mediastinal vein ending at beyond half the length of the wing. Subcostal ending at a little before two-thirds of the length. Radial ending at a little beyond two-thirds of the length. First branch of the cubital short, ending at a little before half the length between the radial and the second branch, which ends at some distance in front of the tip of the wing. Four more or less incomplete externo-medial veins. Subanal vein united to the anal at a short distance from the border. Discal veinlets forming two sides of the hexagonal discal areolet. Median veinlet rather long. Humeral, subcostal, mediastinal, radial, first cubital, second cubital, præbrachial, pobrachial, anal, axillary, subapical, and discal areolets complete. Four externo-medial areolets, axillary lobe, and subaxillary lobe incomplete. Subapical areolet occupying the tip of the wing.

### 1. RHAPHIOCERA ARMATA.

*Atra*; thoracis vittæ angulique, scutellum, abdominisque maculæ transversæ viridia; scutellum bispinosum; tibiæ fulvæ; tarsi albidi; alæ costâ et apice subcinereæ.

*Sargus armatus*, Wied. *Auss. Zwiffl.* ii. 29, 5.

*Rhaphiocera armata*, Macq. *Hist. Nat. Dipt.* i. 253, 1; *Dipt. Exot.* i. 1, pl. 24, f. 2; *Suppl.* 1, 54.

Brazil.

### 2. RHAPHIOCERA FALLENI.

*Nigra*; caput, thoracis vittæ duæ dorsales, maculæ duæ anticæ duæque posticæ, scutellum, abdominisque maculæ laterales viridia; pedes testacei, tibiis fuscis, tarsis albidis; alæ limpide.

*Sargus Falleni*, Perty, *Delect. Anim. Artic.* 184, pl. 37, f. 1.

α. South America. From Mr. Saunders' collection.

### 3. RHAPHIOCERA ORNATA.

Fœm. *Nigra*; thorax flavo varius; abdomen cærulescens; alæ violaceo-fusæ.

*Rhaphiocera ornata*, Macq. *Dipt. Exot. Suppl.* i. 55, 2, pl. 6, f. 1.

New Grenada. Temperate Region.

## 4. RHAPHIOCERA BIPARTITA.

Mas. *Nigra*; thorax et abdomen viridi flavoque varia; alæ antice hyalinæ, postice fusce.

Rhaphiocera bipartita, *Macq. Dipt. Exot. Suppl.* i. 54, 1, pl. 6, f. 1.  
Colombia.

## 5. RHAPHIOCERA INERMIS.

*Nigra*; antennæ flavæ; thoracis vittæ, anguli, et scutellum abdomenque basi viridia; abdomen fuscum, sulphurino limbatum; femora flavæ; tarsi posteriores albi, apice nigro-fusci; alæ hyalinæ, ante apicem dilatate.

Sargus inermis, *Wied. Auss. Zweifl.* ii. 31, 7, pl. 7, f. 7.  
Brazil.

## 6. RHAPHIOCERA? SPINITHORAX.

*Nigra*; thorax vittis duabus flavidis, spina utrinque armatus; abdomen nigro-cyanæum, lateribus maculisque dorsalibus albis; alæ fusce, costâ basi hyalina, areolis quinque posticis.

Rhaphiocera spinithorax, *Macq. Dipt. Exot. Suppl.* 3, 17, 3, pl. 1, f. 7.  
Clitellaria?  
Java.

## Genus 23. NEMOTELUS.

*Epistoma porrectum*, conicum. Antennæ 8-articulatæ; flagellum fusiforme; arista longa. Scutellum inerme. Abdomen depressum.

*Musca*, p., *Linn.*; *Gmel.*

*Stratiomys*, p., *Fabr.*; *Schr.*

*Nemotelus*, *Geoffr. Ins.* ii.; *Fabr.*; *Meig.*; *Panz.*; *Latr.*; *Fall.*; *Macq.*; *Curt.*; *Zett.*

Mediastinal and subcostal veins ending at hardly beyond half the length of the wing. First branch of the cubital short, ending at much beyond half the length between the subcostal and the

second branch, which ends at far in front of the tip of the wing. Four externo-medial veins secondary, but complete. Subanal vein joining the anal at some little distance from the border. Discal veinlets secondary, forming two sides of the more or less hexagonal discal areolet. Median veinlet obsolete or extremely short. Humeral, mediastinal, subcostal, first cubital, second cubital, præbrachial, pabrachial, anal, axillary, subapical, discal, and four externo-medial areolets complete. Axillary lobe and subaxillary lobe incomplete. Sabapical areolet in front of the tip of the wing.

### Europe.

#### 1. NEMOTELUS ULIGINOSUS.

*Niger*; thorax ritta laterali alba; abdomen maris album macula nigra ante apicem, feminae nigrum margine punctisque albis; pedes albi, tibiis posticis femoribusque nigris; aëe limpide.

*Musca uliginosa*, Linn.

*Nemotelus uliginosus*, Zett. *Dipt. Scand.* i. 146, 1. Loew, *Isis*, 1840, 554, 2.

a—f. England. From Mr. Stephens' collection.

Var.? *Nemotelus paludosus*, Meig. *Zweifl.* vi. 345, 8. *Niger*; abdomen album, postice linea transversa interrupta nigra, ventre maculis lateralibus trigonis nigris.

#### 2. NEMOTELUS BIFASCIATUS.

*Niger*; abdomen album, fuscis duabus posticis nigris.

*Nemotelus uliginosus*, Var. Meig. *Zweifl.* vi. 345.

*Nemotelus bifasciatus*, Meig. *Zweifl.* vii. 104, 9. Zett. *Dipt. Scand.* i. 148, 2.

#### 3. NEMOTELUS PANTHERINUS.

*Niger*; thorax immaculatus; abdomen maris album macula nigra ante apicem, feminae nigrum margine punctisque albis; pedes albi, femoribus nigris; aëe limpide.

*Musca pantherina*, Linn.

*Nemotelus pantherinus*, Zett. *Dipt. Scand.* i. 150, 4. Loew, *Isis*, 1840, 554, 3.

a—f. England. From Mr. Stephens' collection.

#### 4. NEMOTELUS NIGRITUS.

Fœm. *Niger*; abdomen apice albidum; pedes flavido-albi, femoribus tibiisque posticis apice nigris; alæ limpidae.

*Nemotelus nigritus*, Meig. *Zweifl.* iii. 116, 3.

#### 5. NEMOTELUS PUNCTATUS.

*Niger*; abdomen margine seriebusque tribus punctorum flavicantium; pedes flavo-albidi, femoribus tibiisque posticis apice nigris; alæ limpidae.

*Nemotelus punctatus*, Fabr. *Ent. Syst.* iv. 271, 4; *Syst. Antl.* 88, 4. Latr. *Gen. Crust. et Ins.* iv. 277. Coqueb. *Illustr.* 101, pl. 23, f. 6. Meig. *Zweifl.* iii. 116, 4. Macq. *Hist. Nat. Dipt.* i. 266, 5.

France. North Africa.

#### 6. NEMOTELUS NIGRINUS.

*Niger, nitidus*; genua tursique flavicantia; alæ limpidae.

*Nemotelus nigrinus*, Fall. *Stratiom.* b, 3. Meig. *Zweifl.* iii. 117, 5. Zett. *Ins. Lapp.* 575, 1; *Dipt. Scand.* i. 151, 5. Loew, *Isis*, 1840, 554, 1.

*Nemotelus nigrinus*, Panz. *Faun. Germ.* cvii. 17.

a—f. England. From Mr. Stephens' collection.

#### 7 NEMOTELUS BREVIROSTRIS.

*Niger, nitidus*; caput antice brevissimum, obtusum; pedes albi; femoribus nigris; alæ limpidae.

*Nemotelus brevirostris*, Megerle; Meig. *Zweifl.* iii. 117, 6. Macq. *Hist. Nat. Dipt.* i. 166, 6.

a—f. England. From Mr. Stephens' collection.

## 8. NEMOTELUS FRONTALIS.

Fœm. *Niger*; *genua, tibiæ, tarsi et halteres alba*; *alæ limpide.*

*Nemotelus frontalis*, *Oliv. Enc. Méth.* viii. 184. *Macq. Hist. Nat.* i. 266, 4. *Meig. Zweifl.* vii. 105, 10.

France.

## 9. NEMOTELUS NOTATUS.

Mas et Fœm. *Niger*; *facies breviuscula*; *frontis maculæ thoracisq̄ue linea lateralis niveæ*; *abdomen supra in mare album macula basali, puncto in medio fasciisque 2 apicalibus, nigris*; *in fœmina nigrum, margine, maculis dorsalibus tribus incisurisq̄ue tenuiter, albis*; *ventre pallido, lateribus nigro maculato*; *pedes flavi, femoribus omnibus tibiarumq̄ue posticarum medio nigris.*

*Nemotelus notatus*, *Steger, MSS. Zett. Dipt. Scand.* i. 148, 3.  
Denmark.

*Var. ? Nemotelus ventralis*, *Meig. Dipt.* vi. 345, 7. *Niger*; *thorax ritta laterali alba*; *abdomen album, postice macula dentata nigra, ventre maculis lateralibus nigris.*

North Africa.

## 10. NEMOTELUS PICA.

*Niger, epistomate valde producto.* Mas, *abdomen album, superne fasciis duabus, inferne fasciis iisdem maculisq̄ue magnis lateralibus nigris.* Fœm. *Frons bilineata*; *abdomen nigrum, albo marginatum, serie triplici punctatum.*

*Nemotelus Pica*, *Lœw, Isis*, 1840, 554, 4. *Gimmerth. Bull. Soc. Imp. Nat. Mosc.* 1847, 167, 1.

Posen.

## 11. NEMOTELUS ÆROSUS.

*Fusco-æneus*; *abdomen nigrum, margine punctisque albo-flavescentibus*; *alæ hyaline, venis costalibus flavescentibus.*

*Nemotelus ærosus*, *Gimmerthal, Bull. Soc. Imp. Nat. Mosc.* 1847, 167, 2.

Russia.

North America.

12. NEMOTELUS CARNEUS.

*Nemotelus carneus*, *Cat. of Diptera*, Pt. 3, 521.

13. NEMOTELUS PALLIPES.

*Niger*; abdomen *chalybeseus*; pedes *lutei*, femoribus *posticis nigricantibus*; alæ *limpidæ*.

*Nemotelus pallipes*, *Say, Journ. Philad. Acad.* iii. 29. *Wied. Auss. Zweifl.* ii. 45, 2.

Pennsylvania.

South America.

14. NEMOTELUS SINGULARIS.

*Violuceus*; antenna *sub apice rostri insertæ*; thorax *postice et abdomen apud marginem viridia*; tibiæ *basi femora antica fulva*; tarsi *albido-flavi*; alæ *cinereæ*.

*Nemotelus singularis*, *Macq. Dipt. Exot. Suppl.* i. 57, 2, pl. 6, f. 4.  
Colombia.

Africa.

15. NEMOTELUS CAPENSIS.

*Nemotelus Capensis*, *Diptera Saundersiana*, Pt. 2, 80.

16. NEMOTELUS LONGIROSTRIS.

*Niger*; caput *antive valde productum, proboscide elongato-porrecta*; abdomen *flavo notatum*; tarsi *flavi*; alæ *subflavescentes*.

*Nemotelus longirostris*, *Wied. Anal. Ent.* 30, 38; *Auss. Zweifl.* ii. 45, 1, pl. 7, f. 8. *Macq. Hist. Nat. Dipt.* i. 267, 8.

Tangier.

## 17. NEMOTELUS NILOTICUS.

Mas. *Niger* ; abdomen albidum, basi macula nigra ; pedes fulvi, femoribus basi nigris ; alæ hyalinæ.

*Nemotelus niloticus*, Olivier, MSS. *Macq. Dipt. Exot.* i. 1, 205, 1, pl. 25, f. 3 ; i. 2, 191.

Egypt.

Country unknown.

## 18. NEMOTELUS ADVENA.

*Nemotelus advena*, *Diptera Saundersiana*, Pt. 2, 80.

## Genus 24. BIASTES.

*Biastes*, *Diptera Saundersiana*, Pt. 2, 80.

## 1. BIASTES INDICUS.

*Biastes indicus*, *Diptera Saundersiana*, Pt. 2, 81.

a. East Indies. From Mr. Saunders' collection.

## Genus 25. METABASIS.

*Metabasis*, *Diptera Saundersiana*, Pt. 2, 81.

## 1. METABASIS ROSTRATUS.

*Metabasis rostratus*, *Diptera Saundersiana*, Pt. 2, 81.

Brazil.

## Genus 26. BASENTIDEMA.

Corpus longum, lineare. Facies declivis. Antennæ 7-articulatæ ; articulus 1us conicus ; 2us cyathiformis ; 3us, 4us, 5us, et 6us brevissimi, flagellum rotundatum fidentes ; 7us setiformis, longissima, terminalis. Scutellum muticum, bituberculatum. Abdomen elongatum. Tibiæ posticæ subindentatæ.

*Basentidema*, *Macq. Dipt. Exot.* i. 1, 197.

Mediastinal vein ending at about half the length of the wing. Subcostal ending at a little beyond the mediastinal. Radial ending at rather before two-thirds of the length. First branch of the cubital short, ending at much beyond half the length between the radial and the second branch, which ends at a little in front of the tip of the wing. Four incomplete externo-medial veins. Subanal vein united to the anal at some distance from the border. Discal veinlets forming two sides of the hexagonal discal areolet. Median veinlet extremely short. Humeral, subcostal, mediastinal, radial, first cubital, second cubital, præbrachial, pobrachial, anal, axillary, subapical, and discal areolet complete. Four externo-medial areolet, axillary lobe, and subaxillary lobe incomplete. Subapical areolet occupying the tip of the wing.

#### 1. BASENTIDEMA SYRPHOIDES. .

FÆM. *Nigra*; antennæ basi, thoracis vittæ duæ, abdominis maculæ laterales pedesque fulvæ; alæ subflavæ.

*Basentidema syrphoides*, *Macq. Dipt. Erot. i. 1, 197, 1, pl. 24, f. 3.*

Brazil.

#### Genus 27. CHRYSOCHLORA.

Color metallicus. Antennæ 7-articulatæ: articulus Ius elongatus; flagellum attenuatum; arista elongata setiformis. Abdomen elongatum.

*Sargus*, p., *Fabr.*; *Wied.*

*Chrysochlora*, *Latr. Règne Anim. v. 486*; *Macq.*

Mediastinal vein ending at beyond half the length of the wing. Subcostal and radial veins ending at about two-thirds of the length. First branch of the cubital straight, very short, ending at much beyond half the length between the radial and the second branch, which is at some distance in front of the tip of the wing. First, second, and fourth externo-medial veins complete; third incomplete. Subanal vein united to the anal far from the border. Median veinlet short, distinct. Discal areolet hexagonal.



## South America.

## 1. CHRYSOCHLORA HIRTICORNIS.

*Nigra* ; caput, antennæ, scutellum, abdomen basi vittaque pedesque  
lutea ; alæ nigro-fuscæ.

*Sargus hirticornis*, *Wied. Auss. Zweifl.* ii. 28, 3.

*Chrysochloa hirticornis*, *Macq. Hist. Nat. Dipt.* i. 258, 3. *Guér.*  
*Icon. Règne Anim. Ins.* pl. 98, f. 10, *Texte*, 545.

Brazil.

## Asia.

## 2. CHRYSOCHLORA AMETHYSTINA.

*Violacea* ; antennæ nigrae ; pedes nigro-piceî, tibiis anticis testaceis ; alæ fuscæ.

*Sargus amethystinus*, *Fabr.*

*Chrysochloa amethystinus*, *Macq. Dipt. Exot.* i. 1, 198, 1.

## Country unknown.

## 3. CHRYSOCHLORA ANDREAS.

*Chrysochloa Andreas*, *Cat. of Diptera*, Pt. 3, 515.

## 4. CHRYSOCHLORA ANNULIPES.

*Chrysochloa annulipes*, *Cat. of Diptera*, Pt. 3, 515.

## Genus 28. CACOSIS.

*Cacosis*, *Diptera Saundersiana*, Pt. 2, 83.

## 1. CACOSIS NIGRA.

*Nigra* ; anus ferrugineus ; pedes albi, femoribus nigris ; alæ  
nigro-fuscæ.

*Sargus niger*, *Wied. Zool. Mag.* iii. 52, 17; *Auss. Zweifst.* ii. 28, 2.

a. Brazil. From Mr. Saunders' collection.

### Genus 29. SARGUS.

Corpus elongatum. Facies declivis. Antennæ 9-articulatæ; flagellum suborbiculare; arista setiformis, subterminalis. Scutellum inerme.

*Musca*, p., *Linn.*; *Scopoli*; *Fabr.*; *Gmel.*; *Geoffr.*; *Schr.*

*Nemotelus*, p., *Deg.*

*Rhagio*, p., *Schr.*

*Sargus*, p., *Fabr.*; *Meig.*; *Latr.*; *Fall.*; *Macq.*; *Zett.*

Mediastinal vein ending at about half the length of the wing. Subcostal ending before two-thirds of the length. Radial ending beyond two-thirds of the length. First branch of the cubital ending at hardly half the length from the radial to the second branch, which ends at some little distance from the tip of the wing. First, second, and fourth externo-medial veins complete; third not reaching the border. Subanal united to the anal at a short distance from the border. Discal veinlets forming two sides of the pentagonal discal areolet. Median veinlet distinct, very short. Humeral, subcostal, mediastinal, radial, first cubital, second cubital, præbrachial, pobrachial, anal, axillary, subapical, discal, and two externo-medial areolets complete. Two externo-medial areolets, axillary lobe, and subaxillary lobe incomplete. Subapical areolet occupying the tip of the wing.

#### Europe.

##### 1. SARGUS CUPRARIUS.

*Æneus*; *oculi fascia purpurca*; *abdomen cupreum, postice violaceum*; *pedes fuscii, femoribus nigris*; *alæ nubecula fusca.*

*Musca cupraria*, *Linn.*

*Sargus cuprarius*, *Duméril, Cons. Gen. Ins.* pl. 50, f. 8. *Zett.*

*Dipt. Scand.* i. 157, 1. *Loew, Isis*, 553, 1. Var. *robustus et gracilis.*

a—f. England. From Mr. Stephens' collection.

## 2. SARGUS CÆRULEICOLLIS.

*Cæruleus*; abdomen æneum; pedes fusci, genubus tarsisque flavis; alæ macula fusca.

*Sargus cæruleicollis*, Megerle; Meig. *Zweifl.* iii. 107, 2.  
*Sargus cuprarius*, var. ?

## 3. SARGUS IRIDATUS.

*Æneus*; antennæ maris fuscæ, sæminæ fulvæ; oculi fascia purpurea; abdomen maris cupreum, sæminæ violaceum; pedes obscure fusci; alæ infuscatæ.

*Musca iridata*, Scopoli, *Ent. Carn.* 340, 914.

*Musca cuprarius*, Linn. (In Linn. Coll.)

*Sargus infuscatus*, Hoffm.; Meig. *Dipt. Scand.* i. 158, 3.

a-f. England. From Mr. Stephens' collection.

g. France. Presented through M. Becker.

## 4. SARGUS NUBECULOSUS.

*Æneus*; antennæ maris fuscæ, sæminæ fulvæ; oculi unicolores; abdomen maris cupreum, sæminæ violaceum; pedes fusci; alæ infuscatæ.

*Sargus nitidus*, Meig. *Zweifl.* iii. 108, 4. *Maey. Hist. Nat. Dipt.* i. 261, 3. *Zett. Dipt. Scand.* i. 159, 6. *Loew, Isis*, 1840, 553, 4.

*Sargus nubeculosus*, Zett. *Dipt. Scand.* i. 157, 2.

a-f. England. From Mr. Stephens' collection.

## 5. SARGUS NIGRIPES.

Mas. *Aureo-viridis*; antennæ pedesque nigra; abdomen cupreum, posterius concolor; alæ fusco-hyalinæ; halteres albidis; geniculis omnibus summis metatarsisque posticis, flavescentibus.

*Sargus nigripes*, Zett. *Dipt. Scand.* i. 159, 5.  
Sweden.

## 6. SARGUS FLAVIPES.

*Aureo-viridis; caput apud antennæ albo bipunctatum; antennæ fusæ; abdomen maris cupreum, sæminæ violaceum; pedes flavi; femoribus nonnunquam fusciscentibus; alæ rufo-fusæ.*

Sargus flavipes, Meig. Fall. Dipt. Suec. Suppl. 9, 43. Meig. Zweifl. vi. 311. Zett. Dipt. Scand. i. 158, 4.

a—c. England. From Mr. Stephens' collection.

## 7. SARGUS BIPUNCTATUS.

*Aureo-viridis; caput nigrum, albo bipunctatum; antennæ nigro-fusæ; abdomen maris cupreum, sæminæ chalybeum basi macula laterali sanguinea; pedes flavi; alæ rufo-fusæ.*

Musca bipunctata, Scopoli, Ent. Carn. 311, 916.

Sargus Reaumuri, Fabr. Guér. Icon. Règne Anim. Ins. pl. 98, f. 9, Texte, 545.

a.—f. England. From Mr. Stephens' collection.

## 8. SARGUS SULPHUREUS.

*Aureo-viridis; caput nigrum, punctis duabus albis; abdomen sulphureum; pedes flavi; alæ limpide; halteres flavi.*

Sargus sulphureus, Meig. Zweifl. iii. 109, 7.

France?

North America.

## 9. SARGUS DEBILIS.

Sargus debilis, Diptera Saundersiana, Pt. 2, 83.

## 10. SARGUS DECORUS.

*Æneus; antennæ flavæ, supra nigro-fusæ; abdomen viridi-aureum; pedes lutei; alæ fusciscente-flavæ.*

*Sargus decorus*, Say, *Long's Exped. Append.* 376, 1. *Wied. Auss. Zweifl.* ii. 38, 19.

Pennsylvania. East Florida.

a—c. Trenton Falls, New York. Presented by E. Doubleday, Esq.

#### 11. SARGUS PALLIPES.

*Fusco-niger; antennæ, abdominis discus pedesque flava; tibiæ anticæ medio tarsique antici fusca; alæ subcinereæ, ad costam fuscæ.*

*Sargus pallipes*, Say; *Wied. Auss. Zweifl.* ii. 41, 27.

Pennsylvania.

Mexico.

#### 12. SARGUS NIGRIFEMORATUS.

*Mas. Violaceo-viridis; antennæ basi fulvæ; pedes flavi, femoribus posticis nigris basi flavidis, femoribus intermediis tibiisque posticis apice nigris; alæ subfuscescentes.*

*Sargus nigrifemoratus*, Macq. *Dipt. Exot. Suppl.* ii. 31, 10.

#### 13 SARGUS? TRIVITTATUS.

*Viridis, non metallicus; antennæ apice flavæ; thorax vittis tribus latissimis rufo-fuscis; abdominis segmenta fusco-fasciata.*

*Sargus trivittatus*, Say, *Journ. Acad. Nat. Sci. Philad.* vi. 159.

West Indies.

#### 14. SARGUS ALCHIDAS.

*Sargus Alchidas*, *Cat. of Diptera*, Pt. 3, 517.

#### 15. SARGUS BAGOSAS.

*Sargus Bagosas*, *Cat. of Diptera*, Pt. 3, 518.

#### 16. SARGUS LATERALIS.

*Mas. Cyaneo-viridis; caput, antennæ, thoracis latera et pedes fulva; vertex cyaneo-viridis; ocelli vertice inserti, approximati; pectus aureo-viride; abdomen aureo-cupreum, viridimicans; alæ fuscescentes.*

*Sargus lateralis*, *Macq. Hist. Nat. Dipt. i. 262.*

Cuba.

South America.

A. Thorax metallicus.

A. Abdomen metallicum.

- |   |         |                            |
|---|---------|----------------------------|
| A. Alæ limpidae.                        | - - - - | Brasiliensis, <i>Wied.</i> |
| B. Alæ subflavescentes.                 |         |                            |
| a. Femora tibiæque postica fusca.       | -       | notatus, <i>Wied.</i>      |
| b. Femora tibiæque postica apice fusca. | -       | stamineus, <i>Fabr.</i>    |
| c. Pedes nigro-cincti.                  | - - -   | speciosus, <i>Macq.</i>    |
| C. Alæ subfuscæ.                        |         |                            |
| a. Abdomen petiolatum.                  | - - -   | coarctatus, <i>Macq.</i>   |
| b. Abdomen non petiolatum.              | - -     | thoracicus, <i>Macq.</i>   |
| D. Alæ nigricantes.                     | - - - - | clavatus, <i>Walk.</i>     |

B. Abdomen non metallicum.

- |  |         |                         |
|--|---------|-------------------------|
| A. Abdomen nigrum, basi subtus fulvum. | -       | jucundus, <i>Walk.</i>  |
| B. Abdomen fuscum, flavo-fasciatum.    | -       | fasciatus, <i>Fabr.</i> |
| C. Abdomen flavum.                     | - - - - | bicolor, <i>Wied.</i>   |

B. Thorax niger.

- |                           |         |                          |
|---------------------------|---------|--------------------------|
| A. Thorax non vittatus.   | - - - - | obscurus, <i>Wied.</i>   |
| B. Thorax quadrivittatus. | - - -   | petiolatus, <i>Macq.</i> |
| C. Thorax pallidus.       |         |                          |
| A. Tibiæ posticæ nigræ.   | - - - - | testaceus, <i>Fabr.</i>  |
| B. Tibiæ posticæ fuscæ.   | - - -   | tæniatus, <i>Wied.</i>   |

17. SARGUS BRASILIENSIS.

*Æneus*; antennæ fuscae; abdomen chalybeum; pedes flavi; alæ limpidae.

*Sargus Brasiliensis*, *Wied. Auss. Zweifl. ii. 37, 18.*

Brazil.

18. SARGUS NOTATUS.

*Æneus*; antennæ flavæ; abdomen purpurascens, segmento 2o flavido; pedes flavi, femoribus apice nigro-fuscis, femoribus tibiisque posticis fuscis; alæ subflavescentes.

*Sargus notatus*, *Wied. Auss. Zweifl. ii. 34, 13.*

Brazil.

## 19. SARGUS STAMINEUS.

*Chalybeo-æneus*; antennæ flavæ; abdomen purpurascente-nigrum, flavo fasciatum; pedes flavi, femoribus tibiis tarsisque posticis, apice fuscis; alæ subflavescentes.

*Scæva staminea*, Fabr.

## 20. SARGUS SPECIOSUS.

Fœm. *Violuceus*; antennis testaceis, pedibus fulvis, femoribus posterioribus tibiisque posticis nigro cinctis; tibiis basi albidis; tarsis posticis nigricantibus, basi albis; alis flavescentibus.

*Sargus speciosus*, Macq. *Dipt. Exot. Suppl.* i. 56, 9.

Merida, Yucatan.

## 21. SARGUS COARCTATUS.

Fœm. *Viridis, nitens*; antennæ fulvæ; abdomen petiolatum, maculis albis; pedes antici fulvi; postici nigri, metatarsis albidis; alæ subfuscæ.

*Sargus coarctatus*, Macq. *Dipt. Exot.* i. 1, 203, 6, pl. 25, f. 2.

Brazil, or Chili.

## 22. SARGUS THORACICUS.

*Violaceus*; thoracis fulvus, lateribus pectoreque nigris, macula sub alas fulva, scutello aurato-viridi; abdominis segmentum 2um macula flavescente-hyalina; pedes antici flavescentes, femoribus apice tibiisque basi nigricantibus; posteriores nigricantes, tarsis basi albidis; alæ subfuscescentes.

*Sargus thoracicus*, Macq. *Hist. Nat. Dipt.* i. 261, 5.

South America.

## 23. SARGUS CLAVATUS.

*Mas. Aureo-viridis; proboscis testacea; antennæ ferruginæ; thorax fulvo-pubescentibus; abdomen cupreum obclaratum, lateribus pubescentibus; pedes lutei, femoribus tibiisque posticis apice fuscis; alæ nigricantes.*

*Male.* Golden-green. Proboscis testaceous. Antennæ ferruginous. Thorax with tawny down. Abdomen cupreous, very slender, and almost cylindrical for nearly half the length from the base, widening much from thence to the tip. Legs tawny; hind femora and hind tibiæ brown towards the tips. Wings blackish. Halteres tawny, brown towards the tips. Length of the body 5 lines; of the wings 10 lines.

a. Parâ. From Mr. Bates' collection.

## 24. SARGUS JUCUNDUS.

*Cyaneo-purpureus; caput subtus, antennæ et pectus fulva; abdomen nigrum, basi subtus fulrum; pedes flavi, femoribus posticis piceis; alæ cinereæ, fusco variæ.*

*Sargus jucundus, Walk. Zool. viii. Append. xcvi.*

a. Parâ. From Mr. Bates' collection.

## 25. SARGUS FASCIATUS.

*Æneus; antennæ flavescentes; scutellum apice flavescentibus; abdomen fuscum, flavo fasciatum; pedes fulvi; alæ subcinereæ.*

*Sargus fasciatus, Fabr. Syst. Antl. 259, 15. Wied. Auss. Zweifl. ii. 33, 10.*

Brazil.

## 26. SARGUS BICOLOR.

*Viridi-aureus; antennæ, abdomen et pedes flava; alæ limpida.*

*Sargus bicolor, Wied. Auss. Zweifl. ii. 481, 28.*

Porto Rico.



## 27. SARGUS OBSCURUS.

*Niger*; antennæ fuscae, apice flavæ; scutellum margine flavo; abdomen macula basilari incisurisque albidis; pedes lutri; alæ flavidæ.

*Sargus obscurus*, Weid. Auss. Zweifl. ii. 35, 14.

Brazil.

## 28. SARGUS PETIOLATUS.

Fœm. *Niger*; antennæ fulvæ; thorax flavo quadrivittatus; abdominis fasciæ fulvæ; pedes fulvi; femoribus posticis subtus nigris; alæ flavescentes ad costam fulvæ.

*Sargus petiolatus*, Macq. Dipt. Exot. i. 1, 202, 4.

Brazil.

## 29. SARGUS TESTACEUS.

*Coriaceus*; abdomen fasciis fuscis; tibiæ posticæ nigræ; alæ flavescentes.

*Sargus testaceus*, Fabr.

Brazil. Guiana. Merida, Yucatan.

## 30. SARGUS TÆNIATUS.

*Melleus*; antennæ fulvæ; abdomen fuscum, incisuris utrinque dilatate flavidis; tibiæ posticæ fuscae; alæ flavescentes.

*Sargus tæniatus*, Wied. Auss. Zweifl. ii. 37, 17.

Brazil.

Africa.

## 31. SARGUS POSTICUS.

*Coriaceus*; tibiæ tarsique postici basi nigra; alæ subcinereæ.

*Sargus posticus*, Wied. Auss. Zweifl. ii. 34, 12.

Cape.

a. Port Natal. From M. Gueinzus' collection.

## 32. SARGUS RUFICORNIS.

Mas. *Viridis; antennæ rufæ; abdomen cupreum; pedes flavi, tarsi apice nigri; alæ subflavescentes.*

*Sargus ruficornis*, *Macq. Dipt. Exot. Suppl. i. 55, 8.*

Caffraria.

Madagascar.

## 33. SARGUS LIMBATUS.

Fœm. *Violaceus; antennæ nigrae, basi virides; thorax testaceo bivittatus; abdomen albo limbatum; alæ nigro-fuscae.*

*Sargus limbatus*, *Macq. Dipt. Exot. i. 1, 201, 2.*

## 34. SARGUS PALLIDUS.

*Pallide flavus; antennæ fulvæ; thorax macula nigro-cyanea; abdomen maculis dorsalibus nigris; pedes ferruginei, tarsi postici nigro-fuscis; alæ subflavae. Long. 5½ lin.*

*Sargus pallidus*, *Macq. Dipt. Exot. i. 1, 202, 3.*

## 35. SARGUS FLAVIPENNIS.

Mas. *Ferrugineus; alæ flavae.*

*Sargus flavipennis*, *Macq. Dipt. Exot. i. 1, 200, 1*

Asia.

## 36. SARGUS GEMMIFER.

*Sargus gemmifer*, *Cat. of Diptera, Pt. 3, 516.*

## 37. SARGUS TENEBRIFER.

*Sargus tenebrifer*, *Cat. of Diptera, Pt. 3, 517.*

## 38. SARGUS METALLINUS.

*Viridi-æneus; antennæ luteæ; abdomen flavido-æneum; pedes flavi; alæ subflavescentes.*

*Sargus metallinus, Fabr.*

East Indies. Java.

## 39. SARGUS LONGIPENNIS.

*Obscure æneus; antennæ luteæ; scutellum apice ferrugineum; abdomen ferrugineo-fasciatum; pedes lutei, postici tibiis nigro-fuscis tarsisque albis; alæ flavescentes, apice nigro-fusce.*

*Sargus longipennis, Wied. Analecta Ent. 31, 39; Auss. Zweifl. ii. 34, 11.*

Java.

## 40. SARGUS AURIFER.

*Mas et Fœm. Ferrugineo-fulvus, subtus testaceus; thorax vittis tribus nigricantibus non bene determinatis; abdomen fuscis abbreviatis nigricantibus; tibiæ posticæ maris fusco fasciata; alæ luteæ apice fusce.*

Tawny, testaceous beneath. Disk of the thorax slightly ferruginous, with three short indistinct blackish stripes. Abdomen with short black dorsal bands, ferruginous above in the male. Hind tibiæ of the male with a brown band. Wings luteous, with brown tips. Length of the body 7—7½ lines; of the wings 15—16 lines.

This species differs much from *S. cuprarius* in the structure of the wing-veins. The third submarginal vein is more complete, the subanal joins the anal nearer the border, the discal areolet is nearer the middle of the wing and is distinctly hexagonal, the median veinlet is longer, and the veinlet in front of it is much more distinct.

a. Hindostan. From Mr. Saunders' collection.

b. North China. From Mr. Cuming's collection.

Country unknown.

40. SARGUS ANALIS.

Fœm. *Violaceus*; *antennæ cinereo-fuscae, basi nigrae*; *thoracis latera, pectus, abdomen apice et subtus pedesque anteriores fulva*; *pedes postici nigri*; *alæ subhyalinæ.*

*Sargus analis*, *Macq. Dipt. Exot. i. 1, 204, 7.*

Genus 30. CHRYSOMYIA.

*Corpus vix elongatum. Epistoma declive. Antennæ 7-articulate; flagellum ellipticum*; *arista setiformis, terminalis. Scutellum inerme.*

*Nemotelus*, p., *Deg.*

*Musca*, p., *Fabr.*; *Schr.*

*Rhagio*, p., *Schr.*

*Sargus*, p., *Fabr.*; *Meig.*; *Fall.*; *Curt.*

*Chrysomyia*, *Macq. Dipt. Nord. i. 262*; *Zett.*

*Chloromyia*, *Duncan.*

Mediastinal vein ending at hardly beyond half the length of the wing. Subcostal ending at before two-thirds of the length. Radial ending at beyond two-thirds of the length. First branch of the cubital short, ending at a little beyond half the length between the radial and the second branch, which ends at some distance in front of the tip of the wing. First, second, and fourth externo-medial veins complete; third not reaching the border. Subanal united to the anal near the border. Discal veinlets forming two sides of the hexagonal discal areolet. Median veinlet distinct but very short. Humeral, subcostal, mediastinal, radial, first cubital, second cubital, præbrachial, pobrachial, anal, axillary, subapical, discal, and two externo-medial areolets complete. Two externo-medial areolets, axillary lobe and subaxillary lobe incomplete. Subapical areolet occupying the tip of the wing.

1. CHRYSOMYIA FORMOSA.

*Aureo-viridis fulco-hirta*; *barba pallida*; *antennæ nigro-fuscae*; *oculi fascia purpurea*; *abdomen maris aureum, fœminæ violaceum*; *pedes fuscii*; *alæ ferrugineæ.*

*Musca formosa*, Schrank.

*Chrysomyia formosa*, Zett. *Dipt. Scand.* i. 154, 1; viii. 2962, 1.  
Loew, *Isis*, 1840, 5.

a—f. England. From Mr. Stephens' collection.

Var. Fœm. *Viridis*; *thorax violaceo micans*; *abdomen maculis dorsalibus cupreis, violaceo marginatis*; *genua et tarsi flava*.

*Chrysomyia speciosa*, Macq. *Hist. Nat. Dipt.* i. 263, 2.

*Sargus speciosus*, Meig. *Zweifl.* vii. 104, 12.

Bologna.

## 2. CHRYSOMYIA AZUREUS.

*Cyanea, aureo-tomentosa*; *barba pallida*; *alæ pallide fusca, fusco venosæ*.

*Sargus azureus*, Loew, *Isis*, 1840, 554, 7. Zeller, *Isis*, 1842, 826.

Posen.

## 3. CHRYSOMYIA MELAMPOGON.

*Cyanea*; *barba nigra*; *abdomen orichalceum*; *alæ nigricantes fusco venosæ*.

*Sargus melampogon*, Zeller, *Isis*, 1842, 825, 8.

Hungary.

## 4. CHRYSOMYIA POLITA.

*Aureo-viridis*; *oculi unicolores*; *antennæ fusca*; *abdomen cupreo-viride, fœminæ cyanescens*; *pedes flavi*; *tibiis posterioribus nonnunquam femoribusque fuscis*; *alæ limpida*.

*Musca politus*, Linn.

*Chrysomyia polita*, Zett. *Dipt. Scand.* i. 155, 2; viii. 2962, 2.

*Sargus polita*, Loew, *Isis*, 1840, 554, 8.

a—f. England. From Mr. Stephens' collection.

## 5. CHRYSOMYIA PALLIPES.

*Viridis*; *antennæ fusca, basi fulva*; *thoracis latera flavo vittata*; *pedes fulvi, femoribus posterioribus nigris, tibiis posticis apice fuscis*; *alæ limpida*.

*Sargus politus*, Var., Fall.

*Sargus pallipes*, Meig. *Zweifl.* vi. 311, 31.

*Chrysomyia pallipes*, Zett. *Dipt. Scand.* i. 155, 3 ; viii. 2962, 3.  
a—f. England. From Mr. Stephens' collection.

6. CHRYSOMYIA FLAVICORNIS.

*Aureo-viridis*; antennæ flavæ; abdomen auratum; pedes flavi,  
tibiis posticis apice femoribusque posticis fuscis; alæ limpide.

*Sargus flavicornis*, Meig.

a—f. England. From Mr. Stephens' collection.

7. CHRYSOMYIA CYANEIVENTRIS.

*Aureo-viridis*; sœm. frons violacea; antennæ, halteres et pedes  
flava; abdomen violaceum; femora postica late nigro cincta;  
alæ subinfuscatæ.

*Chrysomyia cyaneiventris*, Zett. *Dipt. Scand.* i. 156, 4 ; viii. 2962, 4.  
Ireland. Sweden.

North America.

8. CHRYSOMYIA VIRIDIS.

*Æneus aut chalybeus*; antennæ nigrae; abdomen ænescens; tarsi  
nigri; alæ subcinereæ.

*Sargus viridis*, Say.

9. CHRYSOMYIA XANTHOPUS.

*Æneus*; antennæ flavæ; abdomen viridi-aureum; pedes flavi;  
alæ hyalinæ.

*Sargus xanthopus*, Wied. *Auss. Zweifl.* ii. 40, 23.

Pennsylvania.

South America.

10. CHRYSOMYIA MACULA.

*Æneus*; antennæ fulvæ; abdomen chalybeum, macula testacea;  
pedes flavi; alæ hyalinæ.

*Sargus macula*, Fabr. *Syst. Antl.* 258, 12. *Wied. Auss. Zweifl.* ii.  
40, 24.

South America.

## Asia.

## 11. CHRYSOMYIA SAPPHIRINA.

*Chrysomia sapphirina*, *Cat. of Diptera*, Pt. 3, 519.

## 12. CHRYSOMYIA FLAVIVENTRIS.

*Æneus*; antennæ fulvæ; abdomen melleum apice nigrum; pedes fulvi, femoribus tibiisque posticis medio fuscis; alæ limpidæ.

*Sargus flaviventris*, *Wied. Analecta Ent.* 31, 41; *Auss. Zweifl.* ii. 40, 25.

East Indies.

## 13. CHRYSOMYIA AFFINIS.

*Æneus*; antennæ fulvæ; abdomen nigellum, ventre flavo; pedes fulvi; alæ limpidæ.

*Sargus affinis*, *Wied. Analecta Ent.* 31, 42; *Auss. Zweifl.* ii. 41, 26.  
*Sargus flaviventris*, Mas?

East Indies.

## Genus 31. PACHYGASTER.

Corpus breve. Facies declivis. Antennæ 7-articulatæ, clavatæ; flagellum globosum; arista setiformis, subterminalis. Scutellum inerme.

*Pachygaster*, *Meij. Klass.* i. 146; *Macq.*; *Curt.*; *Duf.*; *Zett.*

*Vappo*, *Lutr.*; *Fabr.*

*Nemotelus*, p., *Panz.*

*Sargus*, p., *Fall.*

♂ Mediastinal vein at a little before half the length of the wing. Subcostal and radial ending before two-thirds of the length. First branch of the cubital very short, ending at beyond half the distance between the radial and the second branch which ends at far in front of the tip of the wing. Three complete externo-medial veins. Subanal vein united to the anal far from the border. Discal veinlets forming two sides of the pentagonal discal areolet. Median veinlet distinct, but extremely short. Humeral, subcostal, mediastinal, radial?, first cubital, second cubital, præbrachial, pabrachial, anal, axillary, subapical, discal, and three externo-medial veins complete. Axillary lobe and subaxillary lobe incomplete. Subapical areolet occupying the front of the tip of the wing.

## 1. PACHYGASTER ATER.

*Niger; antennæ maris fuscæ, fœminæ fulvæ; pedes flavi, femoribus fuscis; alæ limpidae, basi fuscae.*

Vappo ater, *Fabr.*

Pachygaster ater, *Meig. Zweifl.* vii. 103. *Zett. Dipt. Scand.* i. 152, 1. *Zeller, Isis*, 1840, 532, 7.

a—f. England. From Mr. Stephens' collection.

## 2. PACHYGASTER TARSALIS.

*Subnitida, nigra; antennæ fuscae, seta albida; tibiæ anticæ totæ, posteriores apice tarsique omnes flava; alæ hyalinæ, macula stigmatali pallida, ad basim dimidiatim fumatæ; halteres nigri.*

Pachygaster tarsalis, *Zett. Dipt. Scand.* i. 152, 2.

Sweden.

## 3. PACHYGASTER LEACHII.

*Niger; antennæ fulvæ; pedes flavi, tibiis posticis apice fusco maculatis; alæ albæ.*

Pachygaster Leachii, *Curt. Brit. Ent.* i. 42.

Pachygaster pallidipennis, *Macq. Hist. Nat. Dipt.* i. 265, 2. *Meig. Zweifl.* vii. 104, 2. *Zett. Dipt. Scand.* i. 153, 3.

Europe.

a—f. England. From Mr. Stephens' collection.

## 4. PACHYGASTER MEROMELAS.

*Ater; antennæ rufo-fuscae; pedes pallidi, femoribus nigris; alæ immaculatæ, venis a basi ad medium atris.*

Pachygaster meromelas, *Léon Dufour, Ann. Sci. Nat. 2me Sér.* xvi. 264—266.

France.

## 5. PACHYGASTER MINUTISSIMUS.

*Fœm. Glaber, nitidus, niger; antennæ fuscae; tibiæ tarsique albæ; alæ hyalinæ, immaculatæ, vena subcostali gemina; halteres nivei.*



*Pachygaster minutissimus*, *Zett. Dipt. Scand.* i. 153, 4; xi. 42, 61.  
Sweden.

### Asia.

#### 6. PACHYGASTER RUFITARSIS.

*Mas.* *Cyaneo-niger*; tibiæ apice tarsique fulva; alæ hyalinæ ad costam subrufescentes.

*Pachygaster rufitarsis*, *Macq. Dipt. Exot. Suppl.* i. 57, 1, pl. 6, f. 3,  
Pondicherry.

### Genus 32. CHAUNA.

*Proboscis brevis*, palpis subprominulis. Antennæ triarticulatæ, articulis 2 basalibus brevissimis, terminali lato furcato, ramo superiori setam apicalem stylumque antapicalem crassiusculum gerente. Scutellum quadrispinosum. Abdomen breve, inflatum.

*Chauna*, *Loew, Ent. Zeit. Stett.* viii. 370, pl. 1, f. 11—15.

#### 1. CHAUNA VARIABILIS.

*Chauna variabilis*, *Loew, Ent. Zeit. Stett.* viii. 370, pl. 1, f. 11.

Cuba.

### Fam. 2. XYLOPHAGIDÆ.

Caput sat magnum. Antennæ non subito attenuatæ. Vena cubitalis sæpissime furcata; vena costalis circum marginem posticum attenuata; areola analis marginem posticum fere attingens; alufæ scutellares obsoletæ. Halteres manifesti.

*Sicarii*, *Latr.*; *Macq.*

*Stratiomydæ*, p., *Lun.*

*Xylophagi*, p., *Meig.*; *Latr.*; *Fall.*; *Zett.*

*Xylophagii*, p., *Macq.*

*Xylophagidæ*, p., *Steph.*

*Xylophagidæ*, p. et *Xylophaga*, p., *Burm.*

*Xylophagites*, p., *Newm.*

*Cænomyidæ* et *Beridæ*, p., *Westw.*

*Xylophagei*, p., *Agassiz.*

*Stratiominæ*, p. et *Cænomydæ*, p., *Rondani.*

The more equal distribution of the veins in the wings is one of the characters which distinguish this family from the preceding, the discal areolet is nearer the middle of the wing, and the externo-medial veins are more strongly marked than in most of the Stratioidæ. It seems to be also related to *Thereva* and to the Asilidæ, and by means of *Xylophagus* and *Rachicercus* to the Tipulidæ, and through *Cænomyia* to the Tabanidæ.

Scutellum non spinosum.

Antennæ 34-aut 35-articulatæ. - - - 1. *Rachicercus*.

Antennæ 4—10-articulatæ.

Frons mediocris.

Vena cubitalis furcata.

Antennarum articulus Ius longus.

Abdomen non compressum.

Flagellum non compressum.

Antennæ 10-articulatæ. - - - - 2. *Xylophagus*.

Antennæ 4-articulatæ. - - - - 4. *Dimassus*.

Antennæ 5-articulatæ. - - - 12. *Pachystomus*.

Flagellum apice compressum. - 3. *Agapophytus*.

Abdomen compressum. - - - 7. *Phycus*.

Antennarum articulus Ius brevis.

Antennæ non setiformes. - - - 5. *Subula*.

Antennæ setiformes. - - - 6. *Dialysis*.

Vena cubitalis non furcata.

Antennarum articulus Ius longus. - 8. *Inopus*.

Antennarum articulus brevis. - - - 9. *Nonacris*.

Frons latissima. - - - - 10. *Metoponia*.

Scutellum bispinosum. - - - - 11. *Cænomyia*.

### Genus 1. RACHICERCUS.

*Mas.* Corpus gracile, sublineare, cylindricum. Caput transversum; vertex angustus. Oculi magni, apud antennas incisi. Ocelli approximati. Proboscis non exserta. Palpi breves. Antennæ 34-aut 35-articulatæ, serratæ, attenuatæ, corporis dimidio multo longiores; articuli transversi, cyathiformes, subpetiolati. Thorax oblongo-subquadratus. Abdomen pubescens, vix attenuatum, thorace duplo longius. Pedes sat graciles, non elongati; calcares brevissimi. Alæ angustæ. Halteres breves.

*Rachicercus*, *Haliday, Cat. of Diptera*, Pt. 1, 124.

*Male.* Body slender, nearly linear, cylindrical. Head transverse, nearly as broad as the thorax; vertex narrow. Eyes large, with small facets, deeply notched, and including a smooth space on each side by the base of the antennæ. Ocelli approximate. Proboscis not prominent. Palpi short. Antennæ with 34 or 35 joints, tapering slightly, much more than half the length of the body, deeply serrated on each side; joints transverse, very short, cyathiform, petiolated. Thorax elongate-quadrate. Abdomen pubescent, with eight segments, hardly tapering from the base to the tip, about twice the length of the thorax. Legs rather slender, of moderate length; hinder tibiæ with very minute spurs; ungues and onychia very small. Wings narrow. Mediastinal vein ending at much beyond half the length of the wing. Subcostal ending at a little beyond two-thirds of the length. Radial ending at very little beyond the subcostal. Fore branch of the cubital nearly straight, ending at about half the distance between the radial and the hind branch, which ends at hardly behind the tip of the wing. Four externo-medial veins, the third and the fourth united near the border. Subanal united to the anal on the border. Median veinlet short. Discal areolet pentagonal, about thrice longer than broad; the one basal and the two apical sides short, the intermediate sides long, parallel, slightly curved. Halteres short.

### 1. RACHICERUS FULVICOLLIS.

*Mas. Niger; thorax fulvus; alæ sublimpidæ; halteres et pedes testacei.*

*Rachicerus fulvicollis, Haliday, Cat. of Diptera, Pt. 1, 124.*

*Male.* Black. Eyes red, each enclosing a black compartment. Thorax tawny. Wings nearly limpid; veins blackish. Halteres and legs testaceous. Length of the body  $2\frac{1}{2}$  lines; of the wings 5 lines.

### Genus 2. XYLOPHAGUS.

Proboscis brevis. Palpi sat longi. Antennæ 10-articulatæ, sublineares, capite paullo longiores; articulus 1us sat longus; 2us et sequentes breves. Abdomen fœminæ elongatum, attenuatum. Pedes longi, graciles.

*Xylophagus, Meig.; Fabr.; Latr.; Macq.; Zett.; Westw.*  
*Asilus, p., Sahlberg.*  
*Empis, p., Panz.*

Mediastinal vein ending at much beyond half the length of the wing. Subcostal ending a little before the radial, which ends at beyond three-fourths of the length. Fore branch of the cubital curved, moderately long, ending at half the length between the radial and the hind branch, which ends at hardly in front of the tip of the wing. Four complete externo-medial veins. Subanal joining the anal on the border of the wing. Median veinlet short, distinct. Discal areolet hexagonal, more than thrice longer than broad; its sides parallel.

## Europe.

## 1. XYLOPHAGUS ATER.

*Niger; thorax fœminæ cinereo trivittatus; pedes fulvi, femoribus apice tibiis tarsisque posticis fuscis; alæ hyalinæ, fusco fasciatæ.*

*Xylophagus ater*, *Fabr. Zett. Dipt. Scand. i. 128, 1; viii. 2747, 1.*  
*Roser, Verz. Wurt. Dipt. 6.*

## 2. XYLOPHAGUS CINCTUS.

*Niger; thorax fœminæ cinereo trivittatus; abdomen rufo cinctum; pedes fulvi, femoribus apice tibiis tarsisque posticis fuscis; alæ hyalinæ, fusco fasciatæ.*

*Nemotelus cinctus*, *Deg. Ins. vi. 75, 6, pl. 9, f. 19—21.*

*Xylophagus cinctus*, *Fabr. Syst. Antl. 65, 2. Latr. Gen. Crust. iv. 272. Meig. Zweifl. ii. 12, 2. Macq. Hist. Nat. Dipt. i. 230, 2. Zett. Dipt. Scand. i. 158, 2.*

*Asilus* ——— ? *Schell. Genr. Monch. pl. 30, f. 2.*

*Xylophagus ater* var., *Fall. Dipt. Suec. 13, 1.*

*Xylophagus ater*, var.?

## 3. XYLOPHAGUS COMPEDITUS.

*Niger; thorax cinereo trivittatus; pedes flavi, femoribus posticis apice supra fuscis, tibiis posticis fusco annulatis; alæ hyalinæ strigis flavescensibus, venis transversis infuscatis.*

*Xylophagus compeditus*, *Weid.; Meig. Zweifl. ii, 13, 3.*

Austria.

## North America.

## 4. XYLOPHAGUS AMERICANUS.

*Flavus ; antennæ nigrae ; thorace nigro vittatus et maculatus ; abdomen rufum, incisuris flavis ; pedes flavi, femoribus posticis apice tibiisque rufescentibus, tarsis anticis basi nigro-fuscis ; alæ limpida.*

*Xylophagus americanus, Wied.*

United States.

## 5. XYLOPHAGUS TRIANGULARIS.

*Niger ; abdomen maculis trigonis schistaceis ; pedes lutei ; alæ hyalinae, apice et apud venas transversas fuscescentes.*

*Xylophagus triangularis, Say. ; Wied.*

Missouri.

## 6. XYLOPHAGUS PERSEQUUS.

*Xylophagus persequus, Diptera Saundersiana, Pt. 1, 1.*

North America.

## South America.

## 7. XYLOPHAGUS? VETUSTUS.

*Fœm. Niger ; caput albo-tomentosum ; antennæ piceæ ; thorax albo trivittatus ; pectus cano-tomentosum ; abdomen canescens ; pedes picci ; alæ subcinereæ, venis nigris.*

*Fem.* Black. Head mostly covered with shining white tomentum. Antennæ piceous, not longer than the head. Thorax with three white stripes. Pectus with hoary tomentum. Abdomen slightly covered with hoary tomentum. Legs piceous. Wings grayish ; veins black ; costal vein ceasing a little in front of the tip of the wing ; first branch of the cubital vein undulating, joining the tip of the costal ; third submarginal vein joining the fourth on the border ; subanal joining the anal at some little distance from the border. Halteres black, with testaceous knobs. Length of the body  $2\frac{1}{2}$  lines ; of the wings  $4\frac{1}{2}$  lines.

*a. Parâ.* From Mr. Bates' collection.

## Asia.

## 8. XYLOPHAGUS BRUNNEUS.

*Saturate fuscus; thorax vittis indistinctis albidis; abdomen incisuris flavis; femora flava.*

*Xylophagus brunneus*, *Wied. Analecta Ent.* 19, 1; *Auss. Zweifl.* i. 85, 3.

East Indies.

## Genus 3. AGAPOPHYTUS.

Antennarum articulus 1us longissimus; 2us brevissimus; flagellum articulo 1o longior, apice compressum. *Fam.* Abdomen apice spinis armatum.

*Agapophytus*, *Guér. Voy. de la Coquille*, i. 289.

*Cyclotelus*, *Diptera Saundersiana*, Pt. 1, 4,

Mediastinal vein ending at about half the length of the wing. Subcostal ending at about two-thirds of the length. Radial ending at five-sixths of the length. First branch of the cubital curved, moderately long; second ending at behind the tip of the wing. Four externo-medial veins; the third and fourth united by the border of the wing. Subanal vein and anal vein united at their tips. Discal areolet elongated, indistinctly hexagonal.

## 1. AGAPOPHYTUS NIGROFLAMMA.

*Cyclotelus nigroflamma*, *Diptera Saundersiana*, Pt. 1, 4.

South America.

## 2. AGAPOPHYTUS PRUINOSUS.

*Cyclotelus pruinus*, *Diptera Saundersiana*, Pt. 1, 5, pl. 1, f. 4.

South America.

## 3. AGAPOPHYTUS SOCIUS.

*Cyclotelus socius*, *Diptera Saundersiana*, Pt. 1, 6.

*Agapophytus Australasiæ?* *Guér. Voy. de la Coquille*, i. 290. *Atlas, Ins.* pl. 20, f. 11.

a. South America. From Mr. Saunders' collection.

## 4. AGAPOPHYTUS LÆTUS.

*Cyclotelus lætus*, *Diptera Saundersiana*, Pt. 1, 6.  
South America.

## Genus 4. DIMASSUS.

Antennarum articulus 1us longissimus; 2us brevissimus; 3us fusiformis, 1i dimidio paullo longior; 4us minimus, conicus, apice setiformis, 2o non longior.

*Dimassus*, *Diptera Saundersiana*, Pt. 1, 2.

Mediastinal vein ending at beyond half the length of the wing. Subcostal ending at a little beyond the mediastinal. Radial ending at a little before five-sixths of the length. First branch of the cubital undulating; second ending at behind the tip of the wing. Four separate externo-medial veins. Subanal vein united to the anal by the border. Discal areolet elongated, indistinctly hexagonal.

## 1. DIMASSUS TERMINALIS.

*Dimassus terminalis*, *Diptera Saundersiana*, Pt. 1, 3, pl. 1, f. 6.  
*Xylophagus terminalis*, *Cat. of Diptera*, Pt. 1, 129.  
New South Wales.

## 2. DIMASSUS LATISTRIA.

*Dimassus latistria*, *Diptera Saundersiana*, Pt. 1, 2.  
*Xylophagus latistria*, *Cat. of Diptera*, Pt. 1, 130.

— ?

## 3. DIMASSUS DIVISUS.

*Dimassus divisus*, *Diptera Saundersiana*, Pt. 1, 4.

## Genus 5. SUBULA.

Palpi biarticulati; articulus 2us longus, cylindricus. Antennæ subfiliformes; articuli 1us et 2us æquales; flagellum longium, subcylindricum. Alarum areola analis clausa, retracta.

*Subula Megerle*, *Meig. Zweifl.* iii. 15; *Macq.*  
*Nemotelus*, p., *Degeer*.  
*Xylophagus*, p., *Meig.*; *Fabr.*; *Latr.*; *Zett.*

Mediastinal vein ending at very much beyond half the length of the wing. Subcostal ending near the radial, which extends to beyond three-fourths of the length. First branch of the cubital curved, moderately long, ending at half the length between the radial and the second branch, which ends at a little in front of the tip of the wing. Four complete externo-medial veins. Subanal vein joining the anal close to the border of the wing. Median veinlet distinct, but very short. Discal areolet hexagonal, about thrice longer than broad; its sides nearly parallel.

### Europe.

#### 1. SUBULA MACULATA.

*Nigra*; antennæ ferruginæ, basi fusca; thorax flavo vittatus et quadrimaculatus; abdomen basi flavo bimaculatum, segmentis flavo cinctis; pedes flavi, nigro cinctis; alæ hyalinæ.

*Xylophagus maculatus*, *Fabr. Syst. Antl.* 65, 3. *Fall. Dipt. Suec.* 13, 2. *Latr. Gen. Crust.* iv. 272; *Cons. Gén.* 442. *Meig. Zweifl.* ii. 13, 4, pl. 12, f. 15. *Steph. Ill. Brit. Ent. Haust.* pl. 46, f. 3. *Zett. Dipt. Scand.* i. 128, 3.

*Subula maculata*, *Macq. Hist. Nat. Dipt.* i. 230, 1.

a. England. From Mr. Stephens' collection.

#### 2. SUBULA VARIA.

*Nigra*; antennæ fusca, subtus flavo fasciatæ, capite longiores; scutellum flavum, lateribus nigris; abdomen incisuris flavis; pedes flavi; alæ limpida.

*Xylophagus varius*, *Megerle*; *Meig. Zweifl.* ii. 14, 5; vi. 319. *Roser, Ann. Nat. Hist. Soc. Tubing.* ii. 1828. *Ferussac, Bull. Sci. Nat.* 1829.

*Subula varia*, *Macq. Hist. Nat. Dipt.* i. 230, 2.

a, b. England.



## 3. SUBULA MARGINATA.

*Nigra*; antennæ nigro-fuscæ, capitis longitudine, articulo 3o basi subtus flavo; thorax lateribus flavo lineatis, scutello flavo; abdomen incisuris pallidis; pedes flavi, coxis nigris, femoribus posticis incrassatis apice nigris; alæ limpide.

*Xylophagus marginatus*, Megerle; Meig. Zweifl. ii. 15, 6. Wesm. Acad. Sci. Bruz. Ann. Soc. Ent. Fr. vi. Bull. Ent. 89.

*Subula marginata*, Macq. Hist. Nat. Dipt. i. 231, 3.

France. Austria.

## SUBULA CITRIPES.

*Nigra*, albido sericeo pubescens; os, palpi, linea lateralis thoracis, thoracis, scutellum, halteres, pedesque cum coxis flavo-citrina; antennæ atræ, capite longiores; abdomen penitus nigrum, genitalibus testaceis; tarsi apice nigrescentes; alæ immaculatæ.

*Subula citripes*, Leon Duf. Ann. Soc. Ent. Fr. 2me Sér. iv. Bull. Ent. xvii. Ann. Sci. Nat. 3me Sér. (1847), vii. 14, pl. 17, f. 12—18.

France.

North America.

## 4. SUBULA FASCIATA.

*Xylophagus fasciatus*, Barnston, Cat. of Diptera, Pt. 1, 128.

## 5. SUBULA REFLECTENS.

*Xylophagus reflectens*, Cat. of Diptera, Pt. 1, 129.

South America.

## 6. SUBULA VITTATA.

Mas. *Atra*; caput et thorax flavo maculata; pedes nigri; alæ fuscæ.

*Xylophagus vittatus*, Walk. Linn. Trans. xvii. 338, 20.

Caput antice et postice flavo maculatum, subtus albo pubescens; oculi rufi; thorax flavo quadrivittatus, subtus albo pubescens; scutellum flavum; abdomen pubescens; pedes pubescentes, tarsi subtus rufo pilosis; alæ fuscæ, pubescentes, basi nigro fuscæ venis nigro fuscis; halteres flavi, apice pallidiores.

St. Paul, Brazil.

## Africa.

## 7. SUBULA NIGRITIBIALIS.

*Atra; abdominis incisuræ, fœminæque discus pallida; pedes flavi, tibiis tarsisque posticis nigris.*

*Subula nigriritibialis, Macq. Hist. Nat. des Canaries de Webb et Berthelot, 102, 12; Dipt. Exot. i. 1, 171, 1.*

Canary Isles.

## Genus 6. DIALYSIS.

*Dialysis, Diptera Saundersiana, Pt. 1, 4.*

Antennarum articuli 1us et 2us breves; 2us 1o paullo brevior 3us conicus, 2o non longior; seta terminalis pubescens, articulo 1o plus triplo longior.

## 1. DIALYSIS DISSIMILIS.

*Dialysis dissimilis, Diptera Saundersiana, Pt. 1, 4.*  
*Xylophagus Americanus? Cat. of Diptera, Pt. 1, 128.*  
 North America.

## Genus 7. PHYCUS.

*Phycus, Diptera Saundersiana, Pt. 1, 2.*

Antennarum articulus 1us longissimus, 2o bis quadruplo longior; 3us fusiformis, 2i dimidio non brevior; 4us conicus, minimus. Abdomen compressum.

## 1. PHYCUS CANESCENS.

*Phycus canescens, Diptera Saundersiana, Pt. 1, 2, pl. 1, f. 5.*  
*Xylophagus canescens, Walk. Cat. Dipt. B. M., Pt. 1, 129.*  
 North Bengal.

Mediastinal vein ending at a little before half the length of the wing. Subcostal ending at before two-thirds of the length. Radial ending at about three-quarters of the length. First branch of the

cubital undulating, ending at a little in front of the tip of the wing; second branch ending at much behind the tip. Four externo-medial veins, the third and fourth united before the border. Subanal vein united to the anal by the border. Discal areolet elongated, hexagonal.

### Genus 8. INOPUS.

*Inopus*, *Diptera Saundersiana*, Pt. 1, 2.

Antennarum articulus 1us longus; 2us brevissimus; flagellum lanceolatum, articulo 1o longior. Alarum vena cubitalis non furcata.

#### 1. INOPUS DISPECTUS.

*Inopus dispectus*, *Diptera Saundersiana*, Pt. 1, 2, pl. 1, f. 7.

Mediastinal vein ending at about half the length of the wing. Subcostal ending at some distance beyond. Radial ending at a little beyond the subcostal, cubital simple, ending at a little in front of the tip of the wing. Three externo-medial veins. Subanal united to the anal near the border. Discal areolet moderately long, indistinctly hexagonal.

### Genus 9. NONACRIS.

*Nonacris*, *Diptera Saundersiana*, Pt. 1, 7.

Antennæ 7-articulatæ; articulus 2us 1o multo longior; 3us et sequentes breves. Alarum vena cubitalis non furcata.

#### 1. NONACRIS TRANSEQUA.

*Nonacris transequa*, *Diptera Saundersiana*, Pt. 1, 7.

South America.

### Genus 10. METOPONIA.

*Fam.* Frons latissima. Oculi parvi. Ocelli verticales. Palpi breves, graciles. Antennæ 10-articulatæ, inferius insertæ; articulus 1us 2o duplo longior; flagellum fusiforme, articulo 1o paullo longior. Scutellum muticum. Tibiæ non calcaratæ.

*Metoponia*, *Macq. Dipt. Exot. Suppl.* ii.

## 1. METOPONIA RUBRICEPS.

*Fœm. Nigra; caput rubrum; alæ hyalinæ, basi et ad costam subfuscæ; femora apice tibiæque basi fulva.*

*Metoponia rubriceps, Macq. Dipt. Exot. Suppl. ii.*

New Holland. Tasmania.

## Genus 11. CÆNOMYIA.

Corpus crassum. Caput parvum. Oculi subpubescentes. Palpi elongati, cylindrici, asudentes. Antennæ 10-articulatæ, capite non longiores; articulus 1us elongatus, apice paullo crassior; flagellum conicum. Scutellum bispinosum. Tibiæ calcaratæ.

*Cænomyia, Latr. Gen. Crust. iv. 281. Meig.; Lam.; Macq.; Blanch.; Gimmerthal.*

*Tabanus, p., Fabr.; Gmel.*

*Stratiomys, p., Fabr.; Schr.; Panz.*

*Sicus, Fabr.; Meig.; Kl.; Fall.*

Mediastinal vein ending at before two-thirds of the length of the wing. Subcostal ending at a little beyond three-fourths of the length. Radial ending at four-fifths of the length. Fore branch of the cubital curved, ending at half the distance between the radial and the hind branch, which ends behind the tip of the wing. Four complete externo-medial veins. Subanal vein almost joining the anal on the border. Median veinlet short. Discal areolet heptagonal, nearly thrice longer than broad.

## 1. CÆNOMYIA FERRUGINEA.

*Ferruginea; abdomen maculis lateralibus albidis, alæ flavicantes.*

*Sicus ferrugineus, Fabr. Dum. Cons. Gén. Ins. pl. 48, f. 3. Zett. Dipt. Scand. i. 130, 1.*

a. Interlacken, Switzerland. Presented by F. Walker, Esq.

## 2. CÆNOMYIA PALLIDA.

*Ferruginea; thorax trivittatus; abdomen pallidum; alæ hyalinæ, venis flavo limbatis.*

*Cænomyia pallida, Say.*

United States. Canada.

## Genus 12. PACHYSTOMUS.

Proboscis crassa. Palpi latusculi, subcompressi, proboscidis longitudine. Antennæ articulis quinque distinctis, 10 sequentibus longiore et crassiore. Scutellum muticum.

Pachystomus, *Latr. Gen. Crust.* iv. 287. *Encycl. Méth.* viii. 623.

*Macq.*

Rhagio, p., *Panz.*

## 1. PACHYSTOMUS SYRPHOIDIS.

*Niger; thorax cinereo vittatus; abdomen fusco-rufum, basi apiceque nigrum; pedes fulvi; alæ fusco semifasciatæ.*

Pachystomus syrphoides, *Latr. Gen. Crust.* iv. 286. *Encycl. Méth.* viii. 623. *Macq. Hist. Nat. Dipt.* i. 226, 1. *Meig. Zweifl.* vi. 319; vii. 57, 1.

*Empis subulata, Panz. Faun. Ins. Germ.* 54, 23. (Mas.)

*Rhagio syrphoides, Panz. Faun. Ins. Germ.* 77, 19. (Fœm.)

France. Germany.

## ADDENDA.

## STRATIOMYS GONIPHORA.

*Nigra; caput flavo-album nigro bifasciatum; antennæ nigrae; thorax aureo-hirtus; scutellum margine postico spinisque flavis; abdomen maculis lateralibus trigonis apiceque flavis, subtus viride; pedes flavescens, femoribus subtus nigro lineatis; alæ hyalinæ.*

*Stratiomys goniphora, Say, Journ. Acad. Nat. Sci. Philad.* vi. 161.

Mexico.

## STRATIOMYS TRIVITTATA.

*Viridis; frons et vertex fuscescentes; antennæ rufo-fusca, basi pallidiores; thorax nigro trivittatus; abdomen nigro univittatum.*

*Stratiomys trivittata, Say, Journ. Acad. Nat. Sci. Philad.* vi. 160.

Mexico.

## NEMOTELUS POLYPOSUS.

*Purpureo-nigra, nitens; alæ et halteres alba; pedes flavi, femoribus nigris apice flavis, tibiis posticis apud medium nigris.*

*Nemotelus polyposus, Say, Journ. Acad. Nat. Sci. Philad. vi. 160. Mexico.*

## SARGUS MINIMUS.

*Aureo-viridis; oculi non lineati; antennæ nigrae; abdomen maris cupreum, fœminæ violaceum; pedes obscure fusi; alæ fusco-hyalinæ, nubecula nulla; halteres pallidi.*

*Sargus nitidus, Zett. Dipt. Scand. i. 159, 6.*

*Sargus minimus, Zett. Dipt. Scand. viii. 2965, 6, 7.*

Sweden.

## Fam. 3. TABANIDÆ.

Caput magnum. Alæ completæ; vena cubitalis furcata, costalis marginem posticum attingens; areola analis usque ad marginem producta. Alulæ scutellares elevatæ.

Tabanidæ, *Leach; Curt.; Westw.*

Tabanii, *Latr.; Fall.; Meig.; Macq.; Zett.; Agassiz.*

Anthracina, p., *Rafinesque.*

Sclerostoma, p., *Dumeril.*

Tabanica, *Burm.*

Tabanites, *Newm.*

Tabaninæ, *Rondani.*

Tabanidii, p., (Tabanidæ et Acanthomeridæ), *Bigot.*

The wing-veins and areolets in this family are nearly similar to those in the plate at the commencement of this Catalogue.

## A. Proboscis exserta.

A. Antennæ 10-articulatæ. - - - - 1. *Pangonia.*

B. Antennæ 6, 7, aut 8-articulatæ.

α. Antennæ 7-articulatæ.

a. Proboscis longa.

i. Proboscis elevata. - - - - 2. *Rhinomyza.*

ii. Proboscis incumbens

1. Venæ cubitalis ramus lvs non furcatus.

3. *Erodiorhynchus.*

2. Venæ cubitalis ramus lvs furcatus. 4. *Ectenopsis.*

b. *Proboscis brevis.*i. *Antennæ articulo 3o inciso aut dentato.*

1. *Proboscis gracilis.* Palpi fere cylindrici. Facies convexa. - - - - 5. *Dichelacera.*  
 2. *Proboscis plerumque crassa.* Palpi maris ovati, fœm. conici. Facies depressa.  
 \* *Facies nuda.* - - - - 6. *Tabanus.*  
 \*\* *Facies maris hirtissima, fœm. pubescens.*  
 7. *Dasybasis.*

ii. *Antennæ articulo 3o simplici.*1. *Ocelli nulli.*

- \* *Fœm. Frons angusta.* *Fœm. Palpi subulati.*  
 † *Antennæ articulis 1o et 2o acuminatis.*  
 8. *Acanthocera*  
 †† *Antennæ articulis 1o et 2o non acuminatis.*  
 9. *Diabasis.*

- \* \*\* *Fœm. Frons lata.* *Palpi ovati. obtusi.*  
 † *Corpus squamosum.* - - - 10. *Hadrns.*  
 †† *Corpus non squamosum.* - 11. *Selasoma.*

2. *Ocelli tres.*

- \* *Antennarum articuli 1us et 2us breves.*  
 † *Venæ cubitalis furca antica ramulo brevi aut nullo.*  
 12. *Silvius.*  
 †† *Venæ cubitalis furca antica ramulum longum demittens.* - - - - 13. *Scepsis.*  
 \*\* *Antennarum articuli 1us et 2us longi.*  
 † *Abdomen non compressum.* - 14. *Chrysops.*  
 †† *Abdomen fœminæ apice compressum.*  
 15. *Gastroxides.*

b. *Antennæ 6-articulatæ.*a. *Antennæ articulis 3o ad 6um quasi unum fingentibus.*16. *Hæmatopota.*

- \* b. *Antennæ articulis 3o ad 6um discretis.* - 17. *Hexatoma*

B. *Proboscis retracta.*A. *Palpi biarticulati.* - - - - 18. *Raphiorhynchus.*B. *Palpi quadriarticulati.* - - - - 19. *Acanthomera.*

## Genus 1. PANGONIA.

*Corpus magnum latiusculum. Oculi magni. Ocelli tres. Proboscis plus minusve elongata. Antennæ lanceolatæ, articulis 3o ad 10um arctissime connexis. Thorax fere planus. Pectus unisulcatum. Alæ divaricatæ. Abdomen thorace paullo latius.*

*Pangonia*, Latr. ; *Fabr.* ; *Lam.* ; *Wied.* ; *Meig.* ; *Macq.* ; *Blanch.*  
*Bombylius*, p., *Deg.* ; *Oliv.*  
*Tabanus*, p., *Linn.* ; *Fabr.* ; *Donov.* ; *Guér.* ; *Walk.*  
*Tanyglossa*, *Meig.* ; *Kl.*

Costal vein ending at the tip of the wing. Mediastinal ending at a little before two-thirds of the length. Subcostal ending at hardly before three-quarters of the length. Radial ending at a little beyond half the distance between the subcostal and the tip of the wing. First branch of the cubital ending at half the distance between the radial and the tip of the wing, often angular, and emitting a branch from its angle; second branch ending on the hind border far from the tip of the wing, often united to the first externo-medial at some distance from the border. Second, third, and fourth externo-medial veins complete. Subanal and anal often united near the border. Discal areolet elongated, hexagonal.

In 'Insecta Saundersiana,' Diptera, Pt. 1, this genus is divided into the following sections:—

1. *Nuceria*. 2. *Fidena*. 3. *Dicrania*, *Macq.* 4. *Melpia*.
5. *Scaptia*. 6. *Pangonia*. 7. *Tacina*. 8. *Phara*. 9. *Clanis*.
10. *Oscia*. 11. *Philoliche*, *Hoffm.* 12. *Scienc*. 13. *Plinthina*.
14. *Scarphia*. 15. *Lilæa*.

#### Europe.

The European species belong to two of the groups before-mentioned,—*Pangonia* and *Facina*.

#### A. Thorax ferrugineus.

A. Alæ fusco maculatæ. - - - - - maculata, *Fabr*  
 B. Alæ fuscæ. - - - - - ferruginea, *Latr.*

B. Thorax flavicans. - - - - - flava, *Meig.*

#### C. Thorax niger.

A. Abdomen albo non maculatum.

a. Alæ fuscæ. - - - - - marginata, *Fabr.*

b. Areolarum disci plerumque limpidi. - cellulata, *Brullé.*

B. Abdomen albo maculatum.

a. Pedes nigri.

a. Pedes antici fusci. - - - - - variegata, *Macq.*

b. Tibiæ fuscescentes. - - - - - micans, *Hoffm.*

b. Pedes pallidi.

a. Femora nigro-fusca. - - - - - ornata, *Meig.*

b. Femora fulva. - - - - - picta, *Macq.*



## 1. PANGONIA MACULATA.

*Ferruginea*; proboscis corpore dimidio brevior; abdomen maculis fuscis; alæ fusco maculatæ.

*Pangonia*, maculata, *Fabr.*

South Europe. North Africa.

## 2. PANGONIA FERRUGINEA.

*Ferruginea*, pilis flavo-fuscis; antennæ nigrae, flavo cinctæ; abdomen maculis dorsalibus nigris; femora nigra; alæ fuscae.

*Pangonia ferruginea*, *Latr. Gen. Crust.* iv. 282. *Meig. Zweifl.* ii. 24, 3.

*Tanyglossa ferruginea*, *Meig. Klass. Zweifl.* i. 175, 1, pl. 10, f. 2.

Portugal.

## 3. PANGONIA FLAVA.

*Flavicans*, fuscescente hirta; pedes fulvi; alæ albido hyalinae.

*Pangonia flava*, *Meig. Zweifl.* ii. 22, 1.

South France.

## 4. PANGONIA MARGINATA.

*Nigra*; abdomen postice fulvo ciliatum; pedes nigro-fusci; alæ obscure fuscae.

*Pangonia marginata*, *Fabr.*

Piedmont. Spain.

## 5. PANGONIA CELLULATA.

*Frem. Nigra*; thorax maculis duabus humeralibus fulvis; pedes fulvi; alæ fuscae, areolarum discalium apicalium et posticarum discis limpidis.

*Pangonia cellulata*, *Brullé, Exped. Scient. de Morée, 3me Sér. Zool.* pl. 47, f. 1.

Greece.

## 6. PANGONIA VARIEGATA.

*Nigra; facies et frons fulvæ; thorax cinereo pubescens, lineis albicantibus; abdomen glaucescens, segmento 2o albo marginato, 3o 4oque macula dorsali alba, 4o sequentibusque maculis lateralibus albis; pedes antici fusci; alæ subfuscescentes.*

*Pangonia variegata*, Macq. *Hist. Nat. Ins. Dipt.* i. 195, 11. Meig. *Zweifl.* vii. 57, 7.

South Europe.

## 7. PANGONIA MICANS.

*Nigra; thorax flavicante hirtus; abdomen trifarium albo maculatum, marginibus apicis fulvo-hirtis; tibiæ fuscescentes; alæ flavido-fuscæ.*

*Pangonia micans*, Hoffm.; Meig.

Italy. Portugal.

## 8. PANGONIA ORNATA.

*Nigra; thorax ferrugineo villosus; abdomen nigrum, albo fulvoque variegatum; pedes pallidi, femoribus nigro-fuscis; alæ dilute ferrugineæ.*

*Pangonia ornata*, Meig. *Zweifl.* ii. 26, 6, pl. 13, f. 7.

South France?

## 9. PANGONIA PICTA.

*Nigricans; antennæ fulvæ; thorax flavescens pubescens, fascia albida; abdomen fulvum, vitta dorsali nigra, maculis lateralibus marginibusque posticis albis; pedes fulvi; alæ fuscæ.*

*Pangonia picta*, Macq. *Hist. Nat. Dipt.* 7, 195, 12. Meig. *Zweifl.* vii. 58, 8.

South Europe.

North America.

## 10. PANGONIA FUSIFORMIS.

*Pangonia fusiformis*, *Diptera Saundersiana*, Pt. 1, 19.

Belongs to the group *Philoliche*.

## 11. PANGONIA INCISA.

*Glauca ; antennæ fulvæ ; thorax flavido-hirtus ; abdomen saturate fuscum incisuris flavilis ; pedes fulvi ; alæ fuscanae.*

*Pangonia incisa*, Wied. *Auss. Zweifl.* i. 90, 6.

*Pangonia incisuralis*, Say, *Journ. Acad. Philad.* iii. 31.

Arkansa.

Mexico.

## 12. PANGONIA AURULANS.

*Rubido-fusca ; antennæ fulvæ ; abdomen aurato-hirtum ; pedes fulvi, tibiis fuscescentibus, tarsis nigro-fuscis ; alæ fuscanae.*

*Pangonia aurulans*, Wied. *Auss. Zweifl.* ii. 620, 12.

## 13. PANGONIA BASILARIS.

*Obscure fusca ; antennæ fulvæ ; thorax flavido-hirtus ; abdomen subferrugineum ; pedes fulvi, femoribus nigro-fuscis ; alæ subflavescentes, ima basi nigrae.*

*Pangonia basilaris*, Wied. *Auss. Zweifl.* ii. 621, 13.

## 14. PANGONIA SEMIFLAVA.

*Nigra ; antennæ apice flavæ ; abdomen flavum, basi nigrum ; alæ flavescentes, ima basi nigrae.*

*Pangonia semiflava*, Wied. *Auss. Zweifl.* ii. 622, 16,

South America.

The South American species belong to the following groups :  
Fidena, Dicerania, Melpia, Osca, Philoliche, and Scione.

## 15. PANGONIA BADIA.

*Pangonia badia*, *Cat. of Diptera*, Pt. 1, 132.

## 16. PANGONIA NIGROHIRTA.

*Pangonia nigrohirta*, *Cat. of Diptera*, Pt. 1, 132.

## 17. PANGONIA PICEOHIRTA.

*Pangonia piceohirta*, *Cat. of Diptera*, Pt. 1, 132.

## 18. PANGONIA RUFOHIRTA.

*Pangonia rufohirta*, *Cat. of Diptera*, Pt. 1, 131.

## 19. PANGONIA TENUISTRIA.

*Pangonia tenuistria*, *Cat. of Diptera*, Pt. 1, 143.

## 20. PANGONIA BASALIS.

*Pangonia basalis*, *Cat. of Diptera*, Pt. 1, 133.

## 21. PANGONIA OCELLUS.

*Pangonia ocellus*, *Cat. of Diptera*, Pt. 1, 143.

## 22. PANGONIA NANA.

*Pangonia nana*, *Diptera Saundersiana*, Pt. 1, 11.

## 23. PANGONIA COMPREHENSUS.

*Pangonia comprehensa*, *Diptera Saundersiana*, Pt. 1, 11.

## 24. PANGONIA EXEUNS.

*Pangonia exeuns*, *Diptera Saundersiana*, Pt. 1, 12.

## 25. PANGONIA NOTABILIS.

*Pangonia notabilis*, *Diptera Saundersiana*, Pt. 1, 18.

## 26. PANGONIA UMBRA.

*Pangonia umbra*, *Diptera Saundersiana*, Pt. 1, 19.

- A. Antennæ non furcatæ.
- A. Corpus caruleo-nigrum. - - - longipalpis, *Macq.*
- B. Corpus nigrum.
- A. Thorax albo non vittatus nec hirtus.
- a. Alæ nigricantes. - - - lugubris, *Macq.*
- b. Alæ fuscæ. - - - Besekii, *Wied.*
- i. Pedes fuscæ.
- ii. Pedes testacei. - - - singularis, *Macq.*
- c. Alæ fusco maculatæ. - - - minor, *Macq.*
- f. Alæ flavicantes, basi nigræ. - - - eriomera, *Macq.*
- B. Thorax albo vittatus.
- a. Frons non alba. - - - incompleta, *Macq.*
- b. Frons alba. - - - albifrons, *Macq.*
- c. Thorax albo pilosus. - - - albithorax, *Macq.*
- C. Thorax niger. Abdomen pallidum.
- a. Alæ fuscæ medio hyalinæ. - - fenestrata, *Macq.*
- b. Alæ subfuscæ. - - - testaciventris, *Macq.*
- c. Alæ cineræ, basi et ad costam subfusca.
- aurinaculata, *Macq.*
- D. Corpus nigrum; thorax vittis aurantiacis. Abdomen apice rufum. - - - depressa, *Macq.*
- E. Corpus nigro-fuscum. Abdomen apice fulvum. analis, *Fabr.*
- F. Thorax fuscus.
- A. Abdomen nigrum.
- a. Alæ infumate. - - - fulvithorax, *Wied.*
- b. Alæ sublimpidæ. - - - venosa, *Wied.*
- B. Abdomen fuscum.
- a. Antennæ pallidæ.
- i. Alæ flavidæ. - - - albifasciata, *Macq.*
- ii. Alæ basi fuscæ. - - - basilaris, *Wied.*
- iii. Alæ fusciscentes. - - - incisuralis, *Macq.*
- b. Antennæ nigræ. - - - fasciata, *Macq.*
- c. Abdomen badium.
- a. Abdomen albo fasciatum. - - - Winthemi, *Wied.*
- b. Abdomen albo non fasciatum. - - - molesta, *Wied.*
- D. Abdomen ferrugineum.
- a. Barba nivea.
- i. Abdomen vitta maculari nigra. - - marginatis, *Wied.*
- ii. Abdomen immaculatum. - - leucopogon, *Wied.*

- b. Barba flava. - - - - - sorbens, *Wied.*  
 E. Abdomen fulvum, apice fuscum. - longirostris, *Macq.*  
 G. Thorax ferrugineus. Abdomen badium. fuscipennis, *Wied.*  
 H. Corpus ferrugineum.  
   A. Alæ flavidæ. - - - - - ferruginea, *Macq.*  
   B. Alæ fuscæ. - - - - - xanthopogon, *Macq.*  
 I. Corpus badium. - - - - - castanea, *Perty.*  
 J. Thorax rufus  
   A. Abdomen non viride.  
     a. Pedes rufi.  
       i. Abdomen non nigro pilosum.  
         1. Thorax non lineatus. - - - - - unicolor, *Macq.*  
         2. Thorax albido lineatus. - - - - - lingens, *Wied.*  
       ii. Abdomen apicem versus nigro pilosum. ardens, *Macq.*  
     B. Pedes nigri.  
       i. Abdomen apice rufum. - - - - - rufa, *Macq.*  
       ii. Abdomen apice nigrum. - - - - - translucens, *Macq.*  
     B. Abdomen viride. - - - - - prasiniventris, *Macq.*  
 K. Thorax testaceus. Abdomen viride. - viridiventris, *Macq.*  
 L. Corpus fulvum.  
   a. Alæ non fasciatæ. - - - - - tabanipennis, *Macq.*  
   B. Alæ fasciatæ. - - - - - fascipennis, *Macq.*  
 B. Antennæ fureatæ.  
   A. Alæ fuscæ. - - - - - cervus, *M. B.*  
   B. Alæ fascia apiceque limpidæ. - - - - - furcata, *Wied.*

## 27. PANGONIA LONGIPALPIS.

Fœm. *Cæruleo-nigra*; thorax fusco pubescens; abdominis incisuræ albæ; pedes fusci; alæ cineræ.

*Pangonia longipalpis*, *Macq. Dipt. Exot. Suppl.* 3, 9, 40, pl. 1, f. 3.  
Brazil.

## 28. PANGONIA LUGUBRIS.

Fœm. *Nigra*, albido hirta; alæ nigricantes, albido hirtæ.

*Pangonia lugubris*, *Macq. Dipt. Exot.* i. 1, 104, 15, pl. 14, f. 2.  
Brazil.

## 29. PANGONIA BESCKII.

*Nigra*; thorax utrinque flavo pilosus; abdomen maculis mediis albis; alæ fusæ.

*Pangonia besckii*, *Wied. Auss. Zweifl.* i. 97, 18.

Brazil.

## 30. PANGONIA SINGULARIS.

Fœm. *Nigra*; antennæ et pedes testacea; alæ fuscæ, venæ cubitalis furca antica simplici, areola externo-mediana 4a clausa.

*Pangonia singularis*, *Macq. Dipt. Exot. Suppl.* i. 23, 27.

New Grenâda.

## 31. PANGONIA MINOR.

Fœm. *Nigra*; oculi hirti; antennæ pedesque fulvæ; thoracis lineæ abdominisque incisuræ flavidæ alæ fusco maculatæ.

*Pangonia minor*, *Macq. Dipt. Exot. Suppl.* 2, 13, 43.

America.

## 32. PANGONIA ERIOMERA.

Mas. *Nigra*; oculi hirsuti; antennæ rufæ; abdomen maculis dorsalibus albis; femora nigra, hirsuta, tibiæ tarsique flavæ; alæ flavicantes, basi nigræ.

*Pangonia eriomera*, *Macq. Dipt. Exot.* i. 1, 105, 18, pl. 14, f. 3.

Brazil.

## 33. PANGONIA INCOMPLETA.

Mas. *Nigra*; oculi hirti; antennæ testacæ, basi nigræ; thorax lineis albidis; abdomen maculis dorsalibus albis; alæ flavidæ.

*Pangonia incompleta*, *Macq. Dipt. Exot. Suppl.* 1, 27, 35.

Colombia.

## 34. PANGONIA ALBIFRONS.

Fœm. *Nigra*; frons alba; oculi hirsuti; thorax vittis quinque albicantibus; venæ cubitalis furca antica simplici, areola externo-mediana la clausa.

*Pangonia albifrons*, Macq. *Dipt. Exot.* i. 1, 108, 24.

Chili.

## 35. PANGONIA ALBITHORAX.

Fœm. *Nigra*; oculi hirsuti; thorax albo pilosus; abdomen segmentis duobus ultimis aurato pilosis; venæ cubitalis furca antica simplici, areolis externo-medianis la 4aque semi-apertis.

*Pangonia albithorax*, Macq. *Dipt. Exot.* i. 1, 107, 22.

Chili.

## 36. PANGONIA FENESTRATA.

Fœm. *Nigra, nitida*; oculi hirti; antennæ rufæ, apice nigra; abdomen basi flavum, diaphanum, apice fuscum; pedes fusci tibiis fulvis; alæ fuscæ medio hyalinæ.

*Pangonia fenestrata*, Macq. *Dipt. Exot. Suppl.* 1, 26, 32.

Brazil.

## 37. PANGONIA TESTACEIVENTRIS.

Fœm. *Nigra*; abdomen testaceum, fasciis vittaque dorsali nigris, lateribus albo notatis; tibiæ anteriores, tarsi que fulva; alæ subfusca.

*Pangonia testaceiventris*, Macq. *Dipt. Exot. Suppl.* 3, 9, 39.

Quito, Peru.

## 38. PANGONIA AURIMACULATA.

Fœm. *Nigra*; oculi hirsuti; abdomen ferruginum, maculis dorsalibus auratis; pedes fusci; alæ cineræ, basi et ad costam subfusca.

*Pangonia aurimaculata*, Macq. *Dipt. Exot.* i. 1, 105, 17.

Brazil.



## 39. PANGONIA DEPRESSA.

**Fœm.** *Nigra; oculi hirsuti; thorax vittis lateralibus aurantiacis; abdomen segmentis duobus ultimis rufis; venæ cubitalis furca antica simplex; areolæ externo-mediænæ la 4aque posticæ semiapertæ.*

*Pangonia depressa, Macq. Dipt. Exot. i. 1, 107, 21.*

Chili.

## 40. PANGONIA ANALIS.

*Nigro-fusca; antennæ ferruginæ; proboscis longitudine corporis; abdomen apice fulvum; pedes flavi, femoribus nigris; alæ limpide.*

*Pangonia analis, Fabr. Syst. Antl. 91, 6. Wied. Dipt. Exot. i. 1, 57, 11; Auss. Zweifl. i. 93, 12.*

South America.

## 41. PANGONIA FULVITHORAX.

*Nigra; antennæ apice ochraceo-fuscae; thorax et anus fulvo hirti; alæ infuscatæ.*

*Pangonia fulvithorax, Wied.*

Brazi

## 42. PANGONIA VENOSA.

*Fusca; antennæ nigro-fuscae; abdomen nigrum; alæ sublimpidæ, venis fusco limbatis; pedes nigri.*

*Pangonia venosa, Wied. Dipt. Exot. i. 52, 1; Auss. Zweifl. i. 87, 1.*

Brazil.

## 43. PANGONIA ALBIFASCIATA.

**Fœm.** *Fusca; oculi hirti; antennæ testaceæ apice fuscæ; thorax lineis albidis; abdomen fasciis rufis; alæ flavidæ.*

*Pangonia albifasciata, Macq. Dipt. Exot. Suppl. i. 28, 36.*

New Grenada.

## 44. PANGONIA BASILARIS.

*Fusca; abdomen maculis anoque fulvis; pedes flavi, femoribus obscure fuscis; alæ subflavescentes, basi fuscae.*

*Pangonia basilaris*, *Wied. Auss. Zweifl.* i. 554, 25.

Brazil.

## 45. PANGONIA INCISURALIS.

*Fœm. Fusca; antennæ pedesque fulvæ; oculi nudi; abdominis incisuræ flavæ; alæ fuscescentes.*

*Pangonia incisuralis*, *Macy. Dipt. Exot. Suppl.* 2, 12, 41.

Brazil?

## 46. PANGONIA FASCIATA.

*Fœm. Obscure fusca; abdomen fasciis flavicantibus; antennæ pedesque nigra; alæ antice flavescentes, postice fuscae.*

*Pangonia fasciata*, *Macy. Dipt. Exot.* i. 1, 103, 14.

Brazil.

## 47. PANGONIA WINTHEMI.

*Flavo-fusca; abdomen badium, albo fasciatum; alæ fuscæ.*

*Pangonia Winthemi*, *Wied. Zool. Mag.* iii. 44, 5; *Dipt. Exot.* i. 53, 3; *Auss. Zweifl.* i. 21, 8.

Brazil.

## 48. PANGONIA MOLESTA.

*Fusca; thorax flavido hirtus et bilineatus; abdomen badium; alæ fuscæ turbide.*

*Pangonia molesta*, *Wied. Auss. Zweifl.* i. 91, 9.

Brazil.

## 49. PANGONIA LEUCOPOGON. \*

*Fusca; antennæ, abdomen et pedes ferruginosa; barba nivea; thorax marginibus lateralibus albo pilosis.*

*Pangonia leucopogon*, Wied.

Brazil.

## 50. PANGONIA MARGINALIS.

*Glaucescente fusca; antennæ fulvæ; thoracis latera albo marginata; abdomen subferrugineum, vitta maculari nigra, lateribus apice albo marginatis; alæ fuscescentes.*

*Pangonia marginalis*, Wied. *Auss. Zweifl.* ii. 620, 11.

Brazil.

## 51. PANGONIA SORBENS.

*Glaucescente fusca, antennæ, abdomen et pedes subferruginea; alæ fuscescentes.*

*Pangonia sorbens*, Wied.

Monte Video.

## 52. PANGONIA LONGIROSTRIS. (Nomen bis lectum.)

*Fœm. Fascia; antennæ pedesque nigra; proboscis corporis longitudine; oculi hirsuti; abdomen fulvum, apice fusco; alæ subcinereæ.*

*Pangonia longirostris*, Macq. *Dipt. Exot. Suppl.* 2, 12, 42.

Brazil.

## 53. PANGONIA FUSCIPENNIS.

*Ferruginea; antennæ fulvæ; abdomen badium, maculis utrinque parvis albis; alæ fuscæ, basi ferrugineæ.*

*Pangonia fuscipennis*, Wied. *Auss. Zweifl.* i. 95, 16. *Macq. Dipt. Exot.* i. 1, 102, 12.

Brazil.

*Note.*—An injured specimen of this species is described as *Tabanus subvarius*, *Cat. of Diptera*, Pt. 1, 150.

## 54. PANGONIA FERRUGINEA.

Fœm. *Ferruginea*; antennæ pedesque fulva; abdomen apicem versus fuscum; alæ flavidæ.

*Pangonia ferruginea*, Macq. *Dipt. Exot.* i. 2, 179.

Brazil.

## 55. PANGONIA XANTHOPOGON.

Fœm. *Fusca*, ferrugineo pubescens; oculi hirsuti; antennæ testaceæ; pedes fulvi; alæ fuscæ; venæ cubitalis furca antica simplex; areola externo-media 1a clausa.

*Pangonia xanthopogon*, Macq. *Dipt. Exot.* i. 2, 179.

Brazil.

## 56. PANGONIA CASTANEA.

*Badia*; proboscis corporis longitudine; alæ ad costam præsertim flavicantes.

*Pangonia castanea*, Perty, *Del. Anim. Artic. Bras.* 182, pl. 36, f. 8.

Brazil.

## 57. PANGONIA UNICOLOR.

Fœm. *Rufa*; oculi hirti; alæ fuscæ.

*Pangonia unicolor*, Macq. *Dipt. Exot. Suppl.* i. 27, 34.

Brazil.

## 58. PANGONIA LINGENS.

*Rubida*; barba nivea; thorax albido lineatus, utrinque pilis niveis; abdomen incisuris flavo pilosis; alæ fuscæ.

*Pangonia lingens*, Wied. *Auss. Zweifl.* i. 87, 2. Macq. *Dipt. Exot.* 1, 103, 11.

Brazil.

## 59. PANGONIA ARDENS.

Fœm. *Antennæ testaceæ, apice nigræ; oculi hirsuti; thorax rufescens; abdominis segmenta prima quatuor pilis rufis, altera nigris; pedes rufi; alæ fuscantæ.*

*Pangonia ardens*, Macq. *Dipt. Exot.* i. 103, 13.

St. Leopold.

## 60. PANGONIA RUFÆ.

Fœm. *Rufa; oculi hirsuti; antennæ pedesque nigra; alarum venæ cubitalis furca antica simplex, areolæ externo-mediana la 4a que apertæ.*

*Pangonia rufæ*, Macq. *Dipt. Exot.* i. 1, 106, 19.

Lima.

## 61. PANGONIA TRANSLUCENS.

Fœm. *Rufescens, tomentosa; oculi nudi; abdomen depressum, elongatum, basi flavum, diaphanum, apice nigro; pedes nigri.*

*Pangonia translucens*, Macq. *Dipt. Exot. Suppl.* i. 26, 33.

Brazil.

## 62. PANGONIA PRASINIVENTRIS.

Fœm. *Rufa; abdomen viride; alæ subfuscæ.*

*Pangonia prasiniventris*, Macq. *Dipt. Exot. Suppl.* i. 29, 37.

Colômbia.

## 63. PANGONIA VIRIDIVENTRIS.

Fœm. *Oculi hirsuti; thorax testaceus; abdomen viride; antennæ pedesque rufa; alæ venæ cubitalis furca antica simplici, areola externo-mediana la aperta.*

*Pangonia viridiventris*, Macq. *Dipt. Exot.* i. 1, 108, 23.

Chili.

## 64. PANGONIA TABANIPENNIS.

Fœm. *Fulva*; *oculi hirsuti*; *antennæ pedesque rufa*; *alæ fuscæ*, *venæ cubitalis furca antica simplici*, *areola externo-mediana la aperta*.

*Pangonia tabanipennis*, *Macq. Dipt. Exot. i. 1, 104, 16.*

Brazil.

## 65. PANGONIA FASCIPENNIS.

Mas. *Fulva*; *thorax fusco univittatus*; *abdomen fusco fasciatum*; *alæ fuscis tribus transversis obliquis fuscis*.

*Pangonia fascipennis*, *Macq. Dipt. Exot. i. 1, 106, 20.*

Chili.

## 66. PANGONIA CERVUS.

*Rubido fusca*; *proboscis thorace longior*; *antennæ et pedes ferrugini*; *alæ flavo-fuscæ*.

*Pangonia cervus*, *M. B. Wied. Auss. Zweifl. i. 94, 15.*

*Dicrania cervus*, *Macq. Dipt. Exot. i. 1, No. 1, pl. 15, f. 2.*

Guiana.

Var. Fœm. *Fusco-ferruginea*, *subtus fulva*; *antennæ arcuatæ, furcatæ, ramosæ*; *proboscis corporis dimidio longior*; *pedes fulvi*; *alæ fusco-cinereæ*.

*Female*. Brownish ferruginous, short. Eyes æneous, pubescent, composed of very small facets. Antennæ curved, somewhat bristly towards the base; third joint with a long curved horn, the following joints with short branches. Proboscis much shorter than the body. Pectus and the under side of the abdomen tawny. Legs tawny. Wings brownish gray; veins blackish; first branch of the cubital forming near its base a sharply defined and very slightly obtuse angle, from whence it rejects the rudiment; first externo-medial vein forming the second branch of the cubital at some distance from the border. Length of the body  $5\frac{1}{2}$  lines; of the wings 12 lines.

*α*. Santarem, Brazil. From Mr. Bates' collection.

## Africa.

The species of this continent belong to the groups *Nuceria*, *Phara*, and *Scarphia*.

## 67. PANGONIA FURCATA.

*Radio-fusca* ; antennæ ferrugineæ, dente longissimo ; alæ fusce, apiceque limpidis.

*Pangonia furcata*, *Wied. Auss. Zweifl.* i. 99, 22.

*Dicrania furcata*, *Macy*.

Brazil.

## 68. PANGONIA ADJUNCTA.

*Pangonia adjuncta*, *Cat. of Diptera*, Pt. 1, 135.

## 69. PANGONIA FULVIFASCIA.

*Pangonia fulvifascia*, *Cat. of Diptera*, Pt. 1, 137.

## 70. PANGONIA PARVA.

*Pangonia parva*, *Cat. of Diptera*, Pt. 1, 145.

## 71. PANGONIA CONJUNCTA.

*Pangonia conjuncta*, *Cat. of Diptera*, Pt. 1, 135.

## 72. PANGONIA MULTIFARIA.

*Pangonia multifaria*, *Cat. of Diptera*, Pt. 1, 134.

## 73. PANGONIA SEXFASCIATA.

*Pangonia sexfasciata*, *Cat. of Diptera*, Pt. 1, 13.

## 74. PANGONIA ALBOATRA.

*Pangonia alboatra*, *Diptera Saundersiana*, Pt. 1, 136.

## 75. PANGONIA OBESA.

*Pangonia obesa*, *Diptera Saundersiana*, Pt. 1, 14.

## 76. PANGONIA DIRECTA.

*Pangonia directa*, *Diptera Saundersiana*, Pt. 1, 20.

## A. Alæ limpidae.

## A. Thorax quinque vittatus.

a. Antennæ nigrae. - - - - - barbata, *Linn.*

b. Antennæ testaceæ. - - - - - flavipes, *Macq.*

B. Thorax bivittatus. - - - - - gulosa, *M. B.*

C. Thorax non vittatus. - - - - - cingulata, *M. B.*

## B. Alæ cineræ aut subcineræ.

A. Proboscis corpore longior. - - - - - rostrata, *Linn.*

## B. Proboscis corpore brevior.

## a. Antennæ nigrae.

a. Abdomen basi fulvum. - - - - - lateralis, *Fabr.*

b. Abdomen non basi fulvum. - - - - - atricornis, *Wied.*

b. Antennæ ferrugineæ. - - - - - bifasciata, *Wied.*

c. Antennæ testaceæ, apice nigrae - - - - - caffra, *Drege.*

## C. Alæ fusco-cinereæ.

A. Abdomen nigrum, albo varium. - - - - - angulata, *Wied.*

B. Abdomen fulvum, vitta nigra. - - - - - subfascia, *Walk.*

D. Alæ flavo fuscescentes. - - - - - chrysostigma, *M. B.*

E. Alæ flavæ, apice fusca. - - - - - chrysopila, *Macq.*

## F. Alæ fusca.

## A. Corpus nigrum.

a. Antennæ testaceæ. - - - - - crassipalpis, *Macq.*

b. Antennæ nigrae. - - - - - funebris, *Macq.*

B. Corpus fuscum. - - - - - Senegalensis, *Macq.*

## C. Thorax fuscus. Abdomen pallidum.

a. Abdomen nigro vittatum. - - - - - varicolor, *M. B.*

b. Abdomen nigro maculatum. - - - - - appendiculata, *Macq.*

## F. Alæ infumata.

A. Proboscis thoracis longitudine. - - - - - thoracica, *M. B.*

B. Proboscis thorace brevior. - - - - - leucomelas, *M. B.*



- G. Alæ nigræ. - - - - - melanopyga, *Wied.*  
 H. Alæ flavescentes, fusco maculatæ. - - - basalis, *Macq.*  
 I. Alæ luteæ, apice fuscæ - - - - - nobilis, *Wied.*  
 J. Alæ limpidæ fusco maculatæ. - - - spilopectera, *Wied.*

## 77. PANGONIA BARBATA.

*Nigra, albido hirta; thorax quinque vittatus; abdomen fasciatum; pedes rufescentes; alæ hyalinæ.*

*Tabanus barbatus, Linn.*

Cape.

## 78. PANGONIA FLAVIPES.

*Fæm. Nigra; antennæ testaceæ; thorax vittis quinque cinereis; abdomen fuscum, incisuris fuscans; pedes rufi; alarum venæ fusco marginatæ, areola externo-mediana la clausa.*

*Pangonia flavipes, Macq. Dipt. Exot. i. 1, 98, 4.*

Cape.

## 79. PANGONIA GULOSA.

*Niger; antennæ pedesque fulvæ; thorax cinereo hirtus, albo bivittatus; abdomen nigrum, albo fasciatum; alæ limpidæ.*

*Pangonia gulosa, M. B. Wied. Auss. Zweifl. i. 99, 22.*

Cape.

## 80. PANGONIA CINGULATA.

*Nigella, albo pilosa; abdomen incisuris luteis; tibiæ flavæ; alæ limpidæ.*

*Pangonia cingulata, M. B. Wied. Auss. Zweifl. i. 103, 29.*

Cape.

## 81. PANGONIA ROSTRATA.

*Schisticolor; proboscis corpore longior; antennæ nigræ; thorax nigro vittatus; abdomen basi utrinque subtestaceum; pedes nigri; alæ subcinereæ.*

*Tabanus rostratus, Linn.*

Cape.

## 82. PANGONIA LATERALIS.

*Nigra; antennæ articulo 3o basi fulvo; thorax albido quadrivittatus; abdomen basi fulvum maculis mediis nigris, apice nigro fascia alba, pedes ferruginei; alæ cinereæ.*

*Pangonia lateralis, Fabr.*

Cape.

## 83. PANGONIA ATRICORNIS.

*Nigra; thorax albido vittatus; abdomen incisuris albidis; alæ subcinereæ.*

*Pangonia atricornis, Wied. Dipt. Exot. i. 58, 13; Auss. Zweifl. i. 103, 28.*

Cape.

## 84. PANGONIA BIFASCIATA.

*Glaucescens; antennæ ferruginæ; abdomen nigrum fasciis duabus albis, basi utrinque et incisuris ochraceis; pedes fulvescentes; alæ subcinereæ.*

*Pangonia bifasciata, Wied.*

Cape.

## 85. PANGONIA CAFFRA.

*Fœm. Nigra; antennæ testaceæ apice nigre; oculi nudi; abdominis incisuræ flavo tomentosa; alæ subcinereæ, basi flavæ.*

*Pangonia caffra, Drège; Macq. Dipt. Exot. Suppl. 2, 11, 39.*

Cape.

## 86. PANGONIA ANGULATA.

*Atra; abdomen segmentis 2o et 4o margine toto, reliquis latere albis; alæ fusco cinereæ.*

*Pangonia angulata, Fabr.*

Cape.

## 87. PANGONIA SUBFASCIA.

*Mas.* *Nigra*; caput testaceo tomentosum; palpi picei; proboscis thorace multo brevior; thorax testaceo quadribittatus; abdomen fulrum, ritta dorsali apiceque nigris, maculis testaceis trivittatum; pedes picei; alæ cineræ, antice et apud venas fusce, macula oblonga albida.

*Male.* Black. Head clothed with pale testaceous tomentum and hairs. Palpi piceous. Proboscis much shorter than the thorax. Antennæ simple. Thorax with four testaceous stripes, the dorsal pair much more slender than the lateral pair. Abdomen tawny, black towards the tip, with a black dorsal stripe, and with three stripes of testaceous spots, the dorsal spots triangular and more distinct than the others. Tibiæ piceous. Wings gray, ferruginous in front and about the veins, and with an oblong whitish spot behind the stigma; first branch of the cubital vein forming a sharply defined slightly obtuse angle, which rejects a rather long branch; subanal vein joining the anal close to the border. Halteres testaceous. Length of the body 7 lines; of the wings 14 lines.

*a.* Port Natal. From Mr. Plant's collection.

## 88. PANGONIA CHRYSOSTIGMA.

*Nigra*; antennæ et pedes ferruginea; thorax limbo aurato; abdomen maculis auratis; alæ flavo fuscæ.

*Pangonia chrysostigma*, *M. B. Wied. Auss. Zweifl.* i. 100, 24.

Cape.

## 89. PANGONIA CHRYSOPILA.

*Nigra*; antennæ testaceæ; thorax maculis lateralibus posticisque aureo pilosis; abdominis segmenta 2um, 4um et 5um maculis aureo pilosis, 6um et 7um marginibus posticis fulvis; pedes testacei; alæ flavæ apice fusce.

*Pangonia chrysopila*, *Macq. Hist. Nat. Dipt.* i. 194, 9.

Africa.

## 90. PANGONIA CRASSIPALPIS.

**Mas.** *Nigra; palpi crassi; antennæ testaceæ; pedes rufi, femoribus fuscis; alæ fuscæ.*

*Pangonia crassipalpis*, *Macq. Dipt. Exot.* i. 98, 3, pl. 14, f. 1.

Cape.

## 91. PANGONIA FUNEBRIS.

*Nigra, nitida; abdominis segmenta ultima rubro limbata; alæ fusæ.*

*Pangonia funebris*, *Macq. Dipt. Exot. Suppl.* 1, 23, 26. *Explorat. Scient. de l'Algerie, An. Artic. Atlas Dipt.* pl. 1, f. 5.

Algiers.

## 92. PANGONIA SENEGALENSIS.

*Fusca; antennæ nigricantes, apice testaceæ; abdominis segmenta apicalia lateribus flavo pilosis; pedes nigricantes; alæ fuscæ, venæ cubitalis furca antica simplici.*

*Pangonia Senegalensis*, *Macq. Hist. Nat. Dipt.* i. 193, 6.

Senegal.

## 93. PANGONIA VARICOLOR.

*Fusca; antennæ ferrugineæ; abdomen ferrugineum, vitta nigra postice dilatata; pedes ferruginei; alæ fuscæ.*

*Pangonia varicolor*, *M. B. Wied.*

Cape.

## 94. PANGONIA APPENDICULATA.

**Fœm.** *Antennæ fulvæ; thorax fuscus; abdomine fulvum, maculis dorsalibus nigricantibus; pedes fulvi; alæ fuscæ, areola externo-mediana la semiaperta, discalis margine postico appendiculato.*

*Pangonia appendiculata*, *Macq. Dipt. Exot.* i. 97, 1, pl. 13, f. 2.

Cape.

## 95. PANGONIA THORACICA.

*Nigra; thorax subcinervo glaucescens; abdomen fascia baseos alba; alæ infumate.*

*Pangonia thoracica*, *M. B. Wied. Auss. Zweifl.* i. 89, 5.

Cape.

## 96. PANGONIA LEUCOMELAS.

*Nigella; thorax utrinque albo pilosus; abdomen versus basim fascia utrinque latiore alba; alæ infumate.*

*Pangonia leucomelas*, *M. B. Wied.*

Cape.

## 97. PANGONIA MELANOPYGA.

*Pangonia melanopyga*, *Wied. Macq. Dipt. Exot.* i. 1, 97, 2.

Cape.

## 98. PANGONIA BASALIS.

*Fœm. Nigra; caput, abdomen basi pedesque fulva; alæ flavescens. fusco maculate, venæ cubitalis furca antica simplex.*

*Pangonia basalis*, *Macq. Dipt. Exot. Suppl.* 2, 10, 38.

*Pangonia maculata*, *Var.?*

Oran.

## 99. PANGONIA NOBILIS.

*Nigra; antennæ ferrugineæ; thorax punctis, abdomen fascia punctisque auratis; pedes fulvi; alæ luteæ, apice fuscæ.*

*Pangonia nobilis*, *Wied. Auss. Zweifl.* ii. 622, 15.

Cape.

## 100. PANGONIA SPILOPTERA.

*Nigro, flavido hirta; antennæ articulo 3o rufo; abdomen basi olivaceum, incisuris fulvo hirtis; tibiæ posticæ plerumque fulvescentes; alæ limpida, macula apicali fusca.*

*Pangonia spilopectera*, *Wied.*

Cape.

## East Indies.

The species in this region belong to the group Nuceria.

## 101. PANGONIA LONGIROSTRIS.

*Nigra, testaceo hirta; proboscis corpore fere triplo longior, abdominis latera antica pedesque fulva; alæ cinereæ, basi costaque luridis.*

*Pangonia longirostris, Hardw.*

Hindustan.

## 102. PANGONIA AMBOINENSIS.

*Fusca; antennæ lutea; thorax albido lineatus; abdomen maculis lateralibus incisurisque ferruginosis, ventre fulvo; pedes testacei; alæ fusco cinereæ.*

*Pangonia Amboinensis, Fabr.*

East Indies. Amboina.

## 103. PANGONIA LASIOPHTHALMA.

*Nigra; thorax pilis flavescentibus; abdomen lateribus subalbicanibus, basi testaceum; pedes fulvi; alæ fasciis duabus abbreviatis fuscis, vena cubitalis furca antica simplici.*

*Pangonia lasiophthalma, Macq. Hist. Nat. Dipt. i. 193, 7.*

New Guinea.

New Holland.

Species belonging to the subgenera *Sceptia*, *Pangonia*, *Clanis*, *Plinthina*, and *Likea*.

## 104. PANGONIA CONJUNGENS.

*Pangonia conjungens, Cat. of Diptera, Pt. 1, 140.*

## 105. PANGONIA GEMELLA.

*Pangonia gemella*, *Cat. of Diptera*, Pt. 1, 139.

## 106. PANGONIA LURIDA.

*Pangonia lurida*, *Cat. of Diptera*, Pt. 1, 140.

## 107. PANGONIA QUADRIMACULA.

*Pangonia quadrimacula*, *Cat. of Diptera*, Pt. 1, 138.

## 108. PANGONIA FULIGINOSA.

*Pangonia contigua*, *Cat. of Diptera*, Pt. 1, 138.

*Pangonia fuliginosa*, *Boisd. Voy. de l'Astrolabe*, *Ent. Dipt.* pl. 12,  
f. 13.

## 109. PANGONIA GEMINA.

*Pangonia gemina*, *Cat. of Diptera*, Pt. 1, 138.

## 110. PANGONIA MEDIA.

*Pangonia media*, *Cat. of Diptera*, Pt. 1, 142.

## 111. PANGONIA SOLIDA.

*Pangonia solida*, *Cat. of Diptera*, Pt. 1, 141.

## 112. PANGONIA CRASSA.

*Pangonia crassa*, *Cat. of Diptera*, Pt. 1, 144.

## 113. PANGONIA GIBBULA.

*Pangonia gibbula*, *Cat. of Diptera*, Pt. 1, 140.

## 114. PANGONIA PLANA.

*Pangonia plana*, *Cat. of Diptera*, Pt. 1, 144.

## 115. PANGONIA SUBMACULA.

*Pangonia submacula*, *Cat. of Diptera*, Pt. 1, 142.

## 116. PANGONIA INCONSPICUA.

*Pangonia inconspicua*, *Cat. of Diptera*, Pt. 1, 136.

*Pangonia Jacksoniensis*, *Guér. Voy. de la Coquille Ins.* pl. 20, f. 3.

a. Melbourne. From Mr. Baly's collection.

## 117. PANGONIA TRICOLOR.

*Pangonia tricolor*, *Cat. of Diptera*, Pt. 1, 139.

## 118. PANGONIA CONCOLOR.

*Pangonia concolor*, *Diptera Saundersiana*, Pt. 1, 14.

## 119. PANGONIA CONSTANS.

*Pangonia constans*, *Diptera Saundersiana*, Pt. 1, 15.

## 120. PANGONIA DIVISA.

*Pangonia divisa*, *Diptera Saundersiana*, Pt. 1, 17.

## A. Corpus nigrum.

A. Alæ fusco variegatæ. - - - - guttata, *Donov.*

B. Alæ fusco non variegatæ.

a. Thorax vittatus. - - - - auriflua, *Donov.*

b. Thorax non vittatus.

a. Abdomen apice auratum. - - - - aurata, *Macq.*

b. Abdomen apice non auratum.

i. Abdomen maculis aureis. - - - - dives, *Macq.*

ii. Abdomen maculis albidis. - - - - clavata, *Macq.*

## B. Thorax niger.

A. Abdomen rufum. - - - - Jacksonii, *Macq.*

B. Abdomen fulvum. - - - - bicolor, *Macq.*

C. Thorax cinereus. Abdomen nigrum. - - - - ruficornis, *Macq.*

## D. Corpus fuscum.



- A. Pedes fuscii. - - - - - macroporum, *Macq.*  
 B. Pedes rufi. - - - - - albicostata, *Macq.*  
 E. Thorax castaneus. Abdomen nigrum. - - dorsalis, *Macq.*  
 F. Thorax niger.  
 A. Abdomen testaceum. - - - - - fulviventris, *Macq.*  
 B. Abdomen fulvum. - - - - - angusta, *Macq.*  
 G. Thorax flavidus. Abdomen fulvum. - - brevipalpis, *Macq.*  
 H. Corpus testaceum. - - - - - testacea, *Macq.*  
 I. Corpus ferrugineum. - - - - - Roci, *King.*

## 121. PANGONIA GUTTATA.

*Nigra; thorax vittis duabus marginibusque externis, abdomen guttis mediis strigisque lateralibus albis; alæ fusco variegatae.*

*Tabanus guttatus, Donor. Wied. Auss. Zweifl. i. 194, 124.*  
*Guér. Voy. de la Coquille Ins. pl. 20, f. 10.*

Australia.

## 122. PANGONIA AURIFLUA.

*Niger; thoracis lineolæ duæ virides; abdominis puncta medio quatuor alba, anus aureus.*

*Tabanus aurifluus, Donor. Gen. Illustr. Ent. i. pl. Hym. et Dipt. fig. Wied. Auss. Zweifl. i. 194, 125.*

New Holland.

## 123. PANGONIA AURATA.

*Fœm. Nigra; antennæ rufæ, apice fusco; oculi hirsuti; abdomen maculis dorsalibus incisurisque flavis, segmentis tribus ultimis auratis; pedes rufi, tibiis posticis fuscis; alæ venæ cubitalis furca antica simplici, areola externo-mediana la*  
 • *aperta.*

*Pangonia aurata, Macq. Dipt. Exot. i. 1, 100, 7.*

New Holland.

## 124. PANGONIA DIVES.

*Nigra; thorax cinereus, tomentosus; abdominis incisuræ maculaque dorsales auræ; oculi hirti; alæ hyalinae.*

*Pangonia dives, Macq. Dipt. Exot. Suppl. 1, 25, 30.*

Tasmania.

## 125. PANGONIA CLAVATA.

**Mas.** *Nigra*; palpi fusco testacei; oculi hirsuti; thorax albido rittatus; abdomen albido maculatum; tibiæ anteriores testaceo fuscae; alæ cinereæ ad costam subflavæ, venæ cubitalis furca antica simplici, areola externo-mediana 1a semiaperta.

New Holland.

## 126. PANGONIA JACKSONII.

*Antennæ rufæ*; oculi hirsuti, thorax niger; abdomen rufum, maculis dorsalibus nigris; pedes rufi; alæ ad costam fulvæ.

*Pangonia Jacksonii*, *Macq. Dipt. Exot. i. 1, 102, 10.*

New Holland.

## 127. PANGONIA BICOLOR.

**Fœm.** *Nigra*; oculi hirsuti; antennæ testaceæ; abdomen fulvum, maculis fuscisque nigris; alæ subcinereæ, venæ cubitalis furca antica simplici, areola externo-mediana 1a clausa.

*Pangonia bicolor*, *Macq. Dipt. Exot. Suppl. 1, 24, 29.*

New Holland.

## 128. PANGONIA RUFICORNIS.

**Fœm.** *Cinerea*; oculi hirti; antennæ pedesque rufa; thorax rittis fuscis; abdomen nigrum, incisuris maculisque dorsalibus flavis, lateribus rufis.

*Pangonia ruficornis*, *Macq. Dipt. Exot. Suppl. 1, 25, 31.*

Tasmania.

## 129. PANGONIA MACROPORUM.

**Fœm.** *Obscure fusca*; oculi hirsuti; antennæ testaceæ; pedes fuscis; alæ cinereæ, albido rittatis, nigro-fusco unimaculata.

*Pangonia macroporum*, *Macq. Dipt. Exot. i. 1, 101, 8, pl. 15, f. 2.*

Kangaroo Island.

## 130. PANGONIA ALBICOSTATA.

*Fusca; oculi hirti; abdominis incisuræ maculeque dorsales aureæ; antennæ pedesque rufa; alæ subcinereæ.*

*Pangonia albicostata*, *Macq. Dipt. Exot. Suppl. 1, 24, 28*  
New Holland.

## 131. PANGONIA DORSALIS.

*Mas. Thorax castaneus; abdomen nigrum, maculis dorsalibus lateralibusque albis; pedes nigri; alæ areola externo-mediana la aperta.*

*Pangonia dorsalis*, *Macq. Dipt. Exot. i. 1, 100, 6.*  
New Holland.

## 132. PANGONIA FULVIVENTRIS.

*Mas. Testacea; thorax niger; abdomen maculis dorsalibus flavicantibus; alæ basi flavicantes.*

*Pangonia fulviventris*, *Macq. Dipt. Exot. i. 1, 109, 25.*  
New Holland?

## 133. PANGONIA ANGUSTA.

*Mas. Fulva; thorax, tibiæ posticæ tarsique nigra; alæ hyalinae, basi costaque flavescantibus.*

*Pangonia angusta*, *Macq. Dipt. Exot. Suppl. 2, 11, 40.*  
New Holland.

## 134. PANGONIA BREVIPALPIS.

*Mas. Fulva; thorax flavidus, vittis pallidis; abdominis incisuræ flavæ; alæ basi costaque flavis.*

*Pangonia brevipalpis*, *Macq. Dipt. Exot. Suppl. 3, 8, 38.*  
New Holland.

## 135. PANGONIA TESTACEA.

Fœm. *Testacea*; *oculi hirsuti*; *antennæ pedesque rufa*; *alæ subcinereæ basi flavescentes, venæ cubitalis furca antica simplici, areola externo-mediana la semiapertura.*

*Pangonia testacea*, *Macq. Dipt. Exot. i. 1, 99, 5.*  
New Holland.

## 136. PANGONIA ROEI.

*Ferruginea, nitida*; *proboscis brevis*; *abdomen subtus testaceum*; *alæ fulvo-hyalinæ, apice margineque postico saturatioribus fasciisque duabus mediis obscuris marginalibus.*

*Pangonia Roei*, *King.*  
New Holland.

New Zealand.

## 137. PANGONIA LERDA.

*Pangonia Lerda*, *Diptera Saundersiana, Pt. 1, 16.*

## 138. PANGONIA ADREL.

*Pangonia Adrel*, *Diptera Saundersiana, Pt. 1, 16.*

Country unknown.

## 139. PANGONIA HEBES.

*Pangonia hebes*, *Cat. of Diptera, Pt. 1, 137.*

## 140. PANGONIA INCONSPICUA.

*Pangonia inconspicua*, *Cat. of Diptera, Pt. 1, 136.*

## 141. PANGONIA PATULA.

*Pangonia patula*, *Cat. of Diptera, Pt. 1, 144.*

## 142. PANGONIA FASCIATA.

*Flavescens; antennæ nigrae, basi fusca; thorax nigro trivittatus, scutello cinereo; abdominis segmenta antice nigra postice albida; pedes fulvi; alarum venæ fusco marginata, areola 1a posterior aperta.*

*Pangonia fasciata, Macq. Hist. Nat. Dipt. i. 194, 8.*

## Genus 2. RHINOMYZA.

Oculi maximi, mare contigui. Proboscis porrecta, adscendens, longa. Palpi basi proboscidis inserti, triarticulati: articulus 1us brevissimus: 2us longior: 3us 2o multo longior. Antennæ 7-articulatae: articulus 1us cylindricus, breviusculus: 2us cyathiformis: 3us et sequentes quasi unum fingentes elongatum paullo recurvum.

*Rhinomyza, Wied. Nova. Dipt. Gen. 8; Auss. Zweifl. i. 104. Macq.*

## 1. RHINOMYZA FUSCA.

*Fusca; antennæ nigrae; abdomen basi et medio ferrugineum: pedes nigro-fusci; alæ fusca, maculis duabus flavidis.*

*Rhinomyza fusca, Wied. Nova. Dipt. Gen. 8; Dipt. Exot. i. 59, 1; Auss. Zweifl. i. 104, 1.*

Java.

## 2. RHINOMYZA EDENTULA.

*Nigra, nitens, cinereo hirta; abdomen basi utrinque macula testacea; tibiæ fusca; alæ limpida.*

*Rhinomyza edentula, Wied. Auss. Zweifl. i. 105, 2.*

Cape.

## Genus 3. ERODIORHYNCHUS.

Ocelli tres. Proboscis longa, incumbens. Antennæ 7-articulatae, articulo 3o non exciso. Alarum venæ cubitalis furca 1a simplex.

*Erodiorrhynchus, Serville, MSS. Macq.*

Mediastinal vein ending at two-thirds of the length of the wing. Subcostal ending at three-fourths of the length. Radial ending at about half the distance between the subcostal and the tip of the wing. First branch of the cubital simple, very slightly curved, forming a slightly obtuse angle near its base; second branch ending on the hind border far from the tip. Four complete separate externo-medial veins. Subanal vein united to the anal close to the border. Discal areolet narrow, elongated, hexagonal.

#### 1. ERODIORHYNCHUS ERISTALOIDES.

*Niger; thorax cinereo pilosus; abdominis segmentorum 1i et 2i latera tibiaeque rufa; alæ hyalinae, basi et ad costam subflavae.*

*Erodiorhynchus eristaloides, Macq.*

Cape.

#### Genus 4. ECTENOPSIS.

Ocelli tres. Proboscis longa, incumbens. Antennæ 7-articulatæ, articulo 3o non exciso. Alarum venæ cubitalis furca 1a ramulum emittens.

*Ectenopsis, Macq.*

Costal vein ending at the tip of the wing. Mediastinal ending at before two-thirds of the length. Subcostal ending before three-fourths of the length. Radial ending at beyond half the distance between the subcostal and the tip of the wing. First branch of the cubital ending at a little nearer to the tip of the wing than to the radial, angular near its base, and emitting an extremely short branch from the angle; second branch ending on the hind border far from the tip of the wing. Four complete externo-medial veins. Subanal vein united to the anal close to the border. Discal areolet irregularly pentagonal, much elongated.

#### 1. ECTENOPSIS VULPECULA.

*Ferruginea; antennæ apice nigrae; pedes nigri; alæ fumato-cinerae, basi ferrugineae.*

*Chrysops vulpecula, Wied.*

## Genus 5. DICHELACERA.

Facies convexa. Proboscis brevis, gracilis. Palpi fere cylindrici. Antennæ 7-articulatæ, articulo 3o cornuto. Alæ sæpissime vittatæ.

Dichelacera, *Macq.*

Chrysops, *p., Fabr.*

Tabanus, *p., Wied.*

Costal vein ending at the tip of the wing. Mediastinal ending at before two-thirds of the length. Subcostal ending at nearly three-fourths of the length. Radial ending at much beyond half the distance between the subcostal and the tip of the wing. First branch of the cubital simple, curved, ending at half the distance between the radial and the tip of the wing, forming a rounded angle near its base; second branch ending on the hind border far from the tip of the wing. Four complete externo-medial veins. Subanal vein united to the anal very near the border. Discal areolet hexagonal, much elongated.

## North America.

## 1. DICHELACERA FERRUGATA.

*Glaucus; thoracis limbus ferrugineus; abdomen ferrugineum, apice fuscum; alæ medio apiceque fusæ.*

*Chrysops ferrugatus, Fabr.*

Carolina.

## 2. DICHELACERA FASCIATA.

*Dichelacera fasciata, Diptera Saundersiana, Pt. 1, 68.*

North America.

## Mexico.

## 3. DICHELACERA SCAPULARIS.

*Fœm. Nigra; facies antennæque basi fulvæ; scapulæ, abdominis segmentum lum incisuræque flavida; pedes fusci, tibiis anticis basi fulvis; alæ hyalinæ, marginibus fuscis.*

*Dichelacera scapularis, Macq. Dipt. Exot. Suppl. 2, 15, 9.*

## West Indies.

## 4. DICHELACERA ABIENS.

*Dichelacera abiens*, *Cat. of Diptera*, Pt. 1, 191.

## South America.

## 5. DICHELACERA ALCICORNIS.

*Dichelacera alcornis*, (*Wied.*) *Cat. of Diptera*, Pt. 1, 190.  
Brazil.

## 6. DICHELACERA REPANDA.

*Dichelacera repanda*, *Cat. of Diptera*, Pt. 1, 190.  
Venezuela.

## 7. DICHELACERA BIFACIES.

*Dichelacera bifacies*, *Cat. of Diptera*, Pt. 1, 191.  
a. Parà.

## 8. DICHELACERA PRÆTEREUNS.

*Dichelacera prætereuns*, *Diptera Saundersiana*, Pt. 1, 69, pl. 2,  
f. 6.  
South America.

## 9. DICHELACERA VACILLANS.

*Dichelacera vacillans*, *Diptera Saundersiana*, Pt. 1, 70.  
Brazil.

## 10. DICHELACERA MULTIFASCIA.

*Dichelacera multifascia*, *Diptera Saundersiana*, Pt. 1, 68.  
Parà.

## 11. DICHELACERA SPARSA.

*Dichelacera sparsa*, *Diptera Saundersiana*, Pt. 1, 71.  
Brazil.



- A. Thorax niger.
- A. Scutellum nigrum.
- a. Alæ fusco fasciatæ. - - - - - longicornis, *Macq.*
- b. Alæ flavescentes. - - - - - fulvohirta, *Wied.*
- B. Scutellum testaceum. - - - - - fuscipennis, *Macq.*
- B. Thorax nigro-fuscus. - - - - - damicornis, *Fabr.*
- A. Scutellum nigro-fuscum.
- B. Scutellum ferrugineum. - - - - - transposita, *Walk.*
- C. Thorax fuscus. - - - - - immaculata, *Macq.*
- D. Thorax rufus. - - - - - capreolus, *Wied.*
- E. Thorax fulvus.
- A. Thorax fusco fasciatus. - - - - - T-nigrum, *Wied.*
- B. Thorax non fasciatus.
- a. Alæ non fasciatæ. - - - - - marginata, *Macq.*
- b. Alæ fasciatæ. - - - - - rufa, *Macq.*
- c. Alæ vittatæ. - - - - - hinnulus, *Walk.*
- F. Thorax flavus.
- A. Alæ fasciatæ. - - - - - Januarii, *Wied.*
- B. Alæ maculatæ. - - - - - cervicornis, *Fabr.*
- C. Alæ crocææ, apice infumatæ. - - - - - flava, *Wied.*
- G. Thorax testaceus. - - - - - testacea, *Macq.*
- H. Thorax albidus.
- A. Thorax fasciatus. - - - - - alcornis, *Wied.*
- B. Thorax non fasciatus. - - - - - unifasciata, *Macq.*

## 12. DICHELACERA LONGICORNIS.

*Fœm. Nigra; antennæ rufæ, capite longiores; abdomen incisuris flavis; tibiæ flavicantes; alæ margine externo fasciaque obliqua fuscis.*

*Dichelacera longicornis, Macq. Dipt. Exot. i. 1, 114, 2, pl. 16, f. 2.*

Brazil.

## 13. DICHELACERA FULVOHIRTA.

*Nigra, fulvo hirta; antennæ dente validissimo elongato; pedes intermediî omnino, ceteri geniculis tarsisque ferruginosis; alæ flavescentes.*

*Tabanus fulvohirtus, Wied. Auss. Zweifl. i. 155, 70.*

Brazil.

## 14. DICHELACERA FUSCIPENNIS.

*Fœm.* *Nigra*; *scutellum testaceum*; *abdominis incisuræ flavidæ*; *tibiæ fulvæ, basi albæ, apice nigræ*; *alæ fuscæ, basi hyalinæ.*

*Dichelocera fuscipennis*, *Macq. Dipt. Exot. Suppl.* 2, 14, 7.

Brazil.

## 15. DICHELACERA DAMICORNIS.

*Nigro-fusca*; *antennæ nigræ, basi ferruginæ, dente incurva sat longa*; *thorax fasciis duabus fulvis*; *abdomen basi pallidius*; *alæ fusco pictæ.*

*Tabanus damicornis*, *Fabr. Syst. Antl.* 101, 36. *Wied. Dipt. Exot.* i. 87, 45; *Auss. Zweifl.* i. 159, 75.

South America.

## 16. DICHELACERA TRANSPOSITA.

*Fœm.* *Nigro-picca*; *caput subtus albo tomentosum*; *palpi ferrugini*; *thoracis latera et scutellum obscure ferruginea*; *abdominis segmenta marginibus posticis canis*; *tibiæ anticæ albæ, apice nigræ*; *alæ subcinereæ, vitta costali fasciisque duabus nigro-fuscis.*

*Female.* Piceous black. Head clothed beneath with white tomentum and down. Eyes æneous. Proboscis and palpi ferruginous. Antennæ slightly curved; horn curved, moderately long. Thorax slightly ferruginous on each side. Scutellum ferruginous. Hind borders of the abdominal segments hoary. Fore tibiæ white, black towards their tips. Wings slightly gray, blackish brown along the costa to beyond three-fourths of the length, and with two blackish brown bands, the first at the base, extending obliquely to the hind border, the second beyond the middle; veins black; first fork of the cubital vein simple, forming an oblique and somewhat rounded angle near the base. Subanal vein joining the anal near the border. Length of the body  $4\frac{1}{2}$  lines; of the wings 9 lines.

*a.* West Coast of America. Presented by Capt. Kellett and Lieut. Wood.

## 17. DICHELACERA IMMACULATA.

Fœm. *Antennæ, abdomen pedesque rufa; thorax fuscus; alæ immaculatæ.*

*Dichelacera immaculata*, *Macq. Dipt. Exot.* i. 1, 115, 4.

Brazil.

## 18. DICHELACERA CAPREOLUS.

*Intense rubida; antennæ rufo-fuscæ dente armatæ, apice nigræ; thorax nigro trivittatus; alæ ima basi, vitta versus basim et macula magna pone medium fuscis.*

*Tabanus capreolus*, *Wied. Auss. Zweifl.* i. 162, 78.

Brazil.

## 19. DICHELACERA T-NIGRUM.

*Fulva; thorax fusco fasciatus; antennæ dente elongato; abdomen apice fuscum; alæ flavidæ, costa fascia vittisque duabus fuscis.*

*Tabanus T-nigrum*, *Fabr. Syst. Antl.* 101, 38. *Wied. Auss. Zweifl.* i. 160, 76.

South America.

## 20. DICHELACERA MARGINATA.

Fœm. *Fulva; abdominis apex fusca, incisuris flavis; tarsi antici posticique fuscis; alæ hyalinæ, marginibus fuscis.*

*Dichelacera marginata*, *Macq. Dipt. Exot. Suppl.* 2, 14, 8.

Cayenne.

## 21. DICHELACERA RUFÆ.

Fœm. *Fulva; antennæ apice fuscæ; tarsi antici fuscis; alæ flavæ, fascia obliqua irregulari maculaque fuscis.*

*Dichelacera rufa*, *Macq. Dipt. Exot. Suppl.* 2, 13, 6.

*Dichelacera Januarii*, Var.?

Brazil.

## 22. DICHELACERA HINNULUS.

*Fulva; antennæ apice nigræ; tibiæ posticæ apice necnon tarsi  
antici posticique piceæ; alæ limpida, apice cinerea, costa  
vittaque fulvis.*

*Dichelacera hinnulus*, Walk. Zool. viii. Append. cxii.

a. Parâ. From Mr. Bates' collection.

## 23. DICHELACERA JANUARI.

*Flavida; antennæ dente elongato; thorax et abdomen fusco fas-  
ciata; alæ ad costam late fusca, macula silacea, fascia  
obliqua punctoque fuscis.*

*Tabanus Januarii*, Wied. Zool. Mag. iii. 43, 4; *Dipt. Exot.* i. 94,  
55; *Auss. Zweifl.* i. 162, 79.

Rio Janeiro.

## 24. DICHELACERA CERVICORNIS.

*Flavidus; antennæ ferrugineæ, apice nigræ, dente elongato; thorax  
fascia fusca; pedes pallide flavi, tibiis posticis tarsisque  
nigris; alæ fusco maculata.*

*Tabanus cervicornis*, Fabr. Syst. Antl. 100, 35. *Wied. Dipt. Exot.*  
i. 79, 32; *Auss. Zweifl.* i. 157, 73.

South America.

## 25. DICHELACERA FLAVA.

*Ardentissime flava; antennæ ferrugineæ, dente elongata incurva;  
alæ crocæ, apice infumata.*

*Tabanus flavus*, Wied. *Auss. Zweifl.* i. 163, 80.

Monte Video.

## 26. DICHELACERA TESTACEA.

*Fœm. Testacea; antennæ apice nigræ; abdomen maculis dor-  
salibus flavis, apice fuscum; pedes fulvi; alæ flavida, fas-  
ciis duabus fuscis.*

*Dichelacera testacea*, Macq. *Dipt. Exot. Suppl.* i. 29, 5.

Colombia.

## 27. DICHELACERA ALCICORNIS.

*Albida; antennæ dente elongato; thorax vittis tribus postice confluentibus; abdomen flavidum, fusco fasciatum; alæ semifasciatae.*

*Tabanus alcicornis, Wied.*

Brazil.

## 28. DICHELACERA UNIFASCIATA.

*Fœm. Antennæ ferrugineæ; thorax albicans; abdomen flavicans, fasciis fuscis; femora flava, tibiæ fusca; alæ margine externa fasciataque obliqua fuscis.*

*Dichelacera unifasciata, Macq. Dipt. Exot. i. 1, 115, 3.*

Brazil.

Africa.

## 29. DICHELACERA BINOTATA.

*Mas et Fœm. Rufa; abdominis segmentum 2um maculis duabus rufis; alæ basi fascia transversa maculaque postica fuscis.*

*Dichelacera binotata, Macq. Dipt. Exot. i. 1, 113, 1.*

Cape.

## Genus 6. TABANUS.

Corpus magnum aut maximum, oblongum, sæpissime nigrum, tomento et pilis pallidioribus. Ocelli nulli. Palpi maris capitati, fœminæ subulati. Antennæ 7-articulatæ, subretusæ; articulus 1us cylindricus, subclavatus, apice truncatus; 2us cyathiformis; 3us compressus, supra excisus. Alæ divaricatæ; arcola analis retracta.

*Tabanus, Fall. Dipt. Suec.; Meig.; Macq.; Zett.; Curt.; Westw.; Zeller.*

*Tabanus, p., Linn.; Fabr.; Latr.; Wied.*

Costal vein ending at the tip of the wing. Mediastinal ending before two-thirds of the length. Radial ending at a little before

three-fourths of the length. First branch of the cubital curved, more or less angular and often forked near its base, ending at half the distance between the radial and the tip of the wing; second branch ending on the hind border very far from the tip. Four complete externo-medial veins. Subanal generally united to the anal near the border. Discal areolet elongated, hexagonal.

## 1. TABANUS DECISUS.

*Tabanus decisus*, *Cat. of Diptera*, Pt. 1, 171.

## 2. TABANUS INFUSUS.

*Tabanus infusus*, *Diptera Saundersiana*, Pt. 1, 23.

Albania.

## A. Alæ limpidae.

## A. Alæ unicolores.

- |      |  |   |
|------|--|---|
| a.   | Abdomen plus minusve ferrugineum aut flavum.   |   |
| a.   | Abdomen flavo maculatum et fasciatum.          | <i>chlorophthalmus</i> , <i>Meig.</i>   |
| b.   | Abdomen segmentis postice fulvis.              | - <i>sudeticus</i> , <i>Zeller.</i>     |
| c.   | Abdomen ferrugineum, vitta nigra.              | - <i>græcus</i> , <i>Fabr.</i>          |
| d.   | Abdomen maculis lateralibus ferrugineis.       | - <i>lateralis</i> , <i>Meig.</i>       |
| b.   | Abdomen utrinque luridum.                      | - <i>montanus</i> , <i>Meig.</i>        |
| c.   | Abdomen nigrum.                                |   |
| a.   | Abdomen albo non maculatum.                    |   |
| i.   | Tibiæ fulvæ.                                   | - <i>rusticus</i> , <i>Linn.</i>        |
| ii.  | Tibiæ albidæ.                                  | - <i>sublunaticornis</i> , <i>Zett.</i> |
| b.   | Abdomen basi albo villosum.                    | - <i>tricolor</i> , <i>Zeller.</i>      |
| c.   | Abdomen albo maculatum.                        |   |
| i.   | Antennæ nigræ.                                 |   |
| 1.   | Tibiæ testaceæ.                                | - <i>nigricornis</i> , <i>Zett.</i>     |
| 2.   | Tibiæ rufescentes.                             | - <i>scalaris</i> , <i>Hoffm.</i>       |
| ii.  | Antennarum articulus ultimus basi ferrugineus. | <i>confinis</i> , <i>Zett.</i>          |
| iii. | Antennæ fusco ferruginæ.                       | - <i>maculicornis</i> , <i>Zett.</i>    |
| B.   | Alæ basi flavæ.                                | - <i>ruralis</i> , <i>Zett.</i>         |
| C.   | Alæ ad costam subflavescentes.                 | - <i>plebeius</i> , <i>Fall.</i>        |
| D.   | Alæ ad costam ferruginæ.                       | - <i>rufipes</i> , <i>Meig.</i>         |
| E.   | Alæ basi et ad costam subfulvæ.                | - <i>alpinus</i> , <i>Schr.</i>         |
| F.   | Alæ ad costam et apud venas ochraceæ.          | - <i>maroccanus</i> , <i>Fabr.</i>      |
| G.   | Alæ venis ex parte fusco limbatis.             | - <i>signatus</i> , <i>Wied.</i>        |
| H.   | Alæ strigis flavescentibus.                    | - <i>fulvicornis</i> , <i>Meig.</i>     |







## 6. TABANUS LATERALIS.

*Niger; abdominis segmenta tria antica maculis lateralibus ferrugineis; pedes picei; alæ limpidae.*

*Tabanus lateralis, Megerle; Meig.*

## 7. TABANUS MONTANUS.

*Nigro-fuscus; frons fœminæ flavicans, callo lineolaque nigris; abdomen utrinque luridum, vitta media nigricante; tibiæ fulvæ, apice fuscæ; alæ hyaline.*

*Tabanus montanus, Meig. Zueifl. ii. 55, 31.*

## 8. TABANUS RUSTICUS.

*Nigricans, dense flavo-cinereo hirtus; abdomen maris concolor, fœminæ serièbus quatuor maculis fuscis; antennæ fulvæ apice fuscæ; pedes fulvi, tarsis anticis femoribusque nigris; alæ limpide.*

*Tabanus rusticus, Linn. Zett. Dipt. Scand. i. 119, 21.*

## 9. TABANUS SUBLUNATICORNIS.

*Mas. Niger, undique cinereo villosus; oculi aurescentes transversim purpureo subunilineati, linea infra medium oculi; palpi tibiæque basi, alba; antennarum articulus ultimus fulvus; abdominis segmenta margine albo ciliata; alæ immaculate.*

*Tabanus sublunaticornis, Zett. Dipt. Scand. i. 118, 20.*

Norway.

## 10. TABANUS TRICOLOR.

*Oculi hirti, sine fascia; thorax niger, macula laterali ac parte postica cum scutello albo villosis; abdomen nigrum, basi albo villosum, ano late ferrugineo hirta.*

*Tabanus tricolor, Zeller, Isis, 1842, 819, 1, f. 23—25.*

South Russia.

## 11. TABANUS NIGRICORNIS.

**Mas.** *Niger*; *oculi ænescentes transversim purpureo subunilineati, linea in medio oculi distincta*; *palpi sordide albid*i; *abdominis segmenta margine tenuiter ferrugineo ciliata, antica lateribus ferrugineis*; *alæ subimmaculatæ.*

*Tabanus alpinus*, *Zett. Ins. Lapp.* 506, 7; *Dipt. Scand.* i. 116, 6; viii. 2938, 16.

**Fœm.** *Nigricans*; *oculi ænescentes transversim purpureo trilineati, linea mediæ in medio oculi*; *palpi albi*; *antennæ atræ*; *thorax albido lineatus*; *abdomen cinereo trifariam maculatum*; *tibiæ basi testaceæ*; *alæ immaculatæ.*

*Tabanus nigricornis*, *Zett. Dipt. Scand.* i. 112, 12; viii. 2937, 12. ♀  
Sweden.

## 12. TABANUS SCALARIS.

*Nigricans*; *thorax albo lineatus*; *abdomen trifariam albo maculatum, maculis lateralibus excisis*; *tibiæ rufescentes*; *alæ limpide.*

*Tabanus scalaris*, *Hoffm.*; *Meig. Zeiust.* ii. 38, 11.  
Naples.

## 13. TABANUS CONFINIS.

**Fœm.** *Niger*; *oculi virides transversim purpureo trilineati, linea mediæ in medio oculi*; *palpi tibiæque albida*; *antennarum articulus ultimus basi ferrugineus*; *thorax lineis subquinis abdominisque maculis trifariam positis, albis*; *alæ immaculatæ.*

*Tabanus confinis*, *Zett. Ins. Lapp.* 516, 10; *Dipt. Scand.* i. 118, 19.

Sweden.

14. *TABANUS MACULICORNIS.*

**Mas et Fœm.** *Niger; oculi nudi ænei transversim purpureo unilineati, linea fere in medio oculi; palpi tibiæque basi alba; abdomen trifariam positis, albidis; antennæ ferrugineæ, basi apiceque nigre; alæ immaculatæ.*

*Tabanus maculicornis, Zett. Dipt. Scand. i. 117, 18; viii. 2939, 18. Sweden.*

15. *TABANUS RURALIS.*

**Fœm.** *Fusco-cinereus, parum pubescens; oculi flavo virescentes immaculati; palpi albi; antennæ luteæ; abdominis macula duæ basales laterales tibiæque ferrugineo testaceæ; alæ basi flavæ.*

*Tabanus ruralis, Zett. Ins. Lapp. 517, 11; Dipt. Scand. i. 120, 23.*

16. *TABANUS PLEBEIUS.*

*Nigricans, dense cinereo hirtus; oculi unilineati, antennæ fulvæ; pedes fulvi, femoribus posticis basi tarsisque anticis nigris; alæ limpide, ad costam subflavescentes.*

*Tabanus plebeius, Fall. Dipt. Suec. 8, 9; Meig. Zweifl. ii. 62, 42.*

17. *TABANUS RUFIPES.*

*Nigricans; frons immaculatus; antennæ ferrugineæ, apice nigre; abdomen trifariam ferrugineo maculatum; pedes ferruginei, tarsi fuscis; alæ hyaline, ad costam ferrugineæ.*

*Tabanus rufipes, Meig. Zweifl. iii. 59, 37.*

18. *TABANUS ALPINUS.*

*Fuscus; caput canum; antennæ luteæ, basi flavæ; abdominis latera basi fulva; pedes fulvi, tarsi anticis nigris; alæ limpide, basi et ad costam subfulvæ.*

*Tabanus alpinus, Schrank, Faun. Boic.*

*Tabanus rusticus, Schrank, Ins. Austr. 479, 976.*

*Tabanus fulvus, Meig.; Macq. Exped. Scient. Alg. 425, 31. Zeller, Isis, 1842, 822, 1.*

Europe. North Africa.

19. *TABANUS MAROCCANUS.*

*Niger; antennæ ferruginæ; thorax ferrugineo hirtus; abdomen antice maculis postice sinuatis flavis; pedes fulvi, femoribus fuscescentibus; alæ ad costam et apud venas ochraceæ.*

*Tabanus maroccanus, Fabr.*

Portugal. North Africa.

20. *TABANUS SIGNATUS.*

*Niger; thorax trivittatus; abdomen albo punctatum; pedes fuscii, femoribus nigris; alæ hyalinæ, venis ex parte fusco limbatis.*

*Tabanus signatus, Wied.; Meig.*

South Germany.

21. *TABANUS FULVICORNIS.*

*Cinereo flavicans; antennæ fulvæ, apice fuscescentes; abdomen ferrugineum, vitta obsoleta interrupta nigra, segmentorum marginibus pallidioribus; tibiæ dimidio basali ochraceo-flavæ; alæ strigis flavescentibus.*

*Tabanus fulvicornis, Meig. Zweifl. ii. 46, 22.*

Italy.

22. *TABANUS UMBRINUS.*

*Niger; abdomen trifariam albo maculatum; alæ macula media fusca.*

*Tabanus umbrinus, Hoffm.; Meig. Zweifl. ii. 35, 6.*

Istria.

23. *TABANUS ALBOMACULATUS.*

*Fœm. Niger; oculi aureo virides transversim distincte purpureo trilineati, linea medio in medio oculi; palpi sordide albidii; antennæ apud medium ferruginæ; thoracis lineæ subquinæ abdominisque macule trifariam positæ, albæ, alæ submaculatæ.*

*Tabanus albomaculatus, Zett. Ins. Lapp. 516, 9; Dipt. Scand. i. 116, 17.*

Lapland.

24. *TABANUS CARBONATUS.*

*Nigra*; antennæ articulo 3o paullo inciso; alæ subalbidae, apud venas paullo obscuriores.

*Tabanus carbonatus*, *Macy. Hist. Nat. Dipt.* i. 199, 8.

Sicily.

25. *TABANUS ATRICORNIS.*

*Nigricans*; frons sœm. maculis duabus atris; oculi maris supra cinerei, subtus purpureo-fusci, sœm. non rittati; antenna atræ; abdomen trifariam cinereo maculatum; tibiæ basi fluorescentes; alæ subimpidæ, vena costali fusca.

*Tabanus atricornis*, *Miy. Zweifl.* vii. 59, 47.

Germany.

26. *TABANUS PUNCTIFRONS.*

*Mas.* *Nigricans*, subopacus; triangulus frontulis planus, albo cinerascens, apice nigro bipunctatus; oculi ænei, transversim purpureo trilineati, mediocres, minus convexi; palpi albidi; antennæ basi ferrugineæ; abdomen maculis trifariam positis segmentorumque apicibus tenuiter subcinereis, lateribus in utraque pagina segmentoque ventris tertio toto ferrugineis; tibiæ obscure ferrugineæ, anticæ apice infuscatæ; alæ subhyaline, immaculate.

*Tabanus punctifrons*, *Wahlb. Conspect. Act. Acad. Holm.* 1848, 200, 9. *Zett. Dipt. Scand.* viii. 2939, 16, 17.

Sweden.

27. *TABANUS NIGERRIMUS.*

*Mas.* *Ater*, antennæ, palpi pedesque, toti concoloribus; oculi ænei transversim purpureo trilineati, linea media in medio oculi; abdomen serie media dorsali macularum trigonarum alba; alæ nubecula obscura.

*Tabanus nigerrimus*, *Zett. Dipt. Scand.* i. 115, 15.

Sweden, Norway.

28. *TABANUS CORDIGER.*

*Schistaceus; antennæ nigrae; frons fœminæ callo quadrato infero et cordiformi supero notatus; abdomen fuscescens, trifariam flavo maculatum; tibiæ flavæ, apice nigrae; alæ cinereo strigulae.*

*Tabanus cordiger*, *Wied.; Meig. Zweifl.* ii. 47, 23. *Zeller, Isis*, 1842, 817, 4, f. 10—13.

“*Oculi nudi, fascia nulla; frons inter oculos latius; abdomen cinereum, scriebus quatuor a striolis nigris crassis obliquis basi cohærentibus.*”—*Zeller.*

Austria.

29. *TABANUS FLAVICEPS.*

*Fœm. Obscure fuscus; caput flavescens; oculi aëreo virides transversim purpureo unilineati, linea in medio oculi; palpi albi; antennarum articulus ultimus basi tibiæque, testacea; abdomen trifariam fusco maculatum.*

*Tabanus flaviceps*, *Zett. Dipt. Scand.* i. 111; viii. 2937, 9.

Norway.

30. *TABANUS NEMORALIS.*

*Nigricans; frons fœminæ callis duobus dentatis nigris; vertex bilineolatus; thorax cinereus, subvittatus; abdomen trifariam cinereo maculatum; tibiæ albo fuscescentes, apice nigrae; alæ subcinerae.*

*Tabanus nemoralis*, *Meig. Zweifl.* ii. 50, 26. *Macq. Exped. Scient. Alg. Ins.* 425, 32.

Europe. North Africa.

31. *TABANUS LATIFRONS.*

*Fœm. Nigricans; oculi ænescentes non lineati; palpi albi; antennæ totæ nigrae; frons interstitio lato, callis tribus discretis nigris; thorax cinereo sublineatus; abdomen trifariam albido maculatum; tibiæ basi pallidæ.*

*Tabanus latifrons*, *Zett. Dipt. Scand.* i. 106, 3; viii. 2936, 3.

*Tabanus atricornis*, *Zett. Fœm.?*

Sweden.

## 32. TABANUS GLAUCUS.

*Nigricans*; frons sæminæ albidus, linea mediæ callisque duobus nigris, infero transverso; antennæ fulvæ, apice fuscæ; thorax cinereo hirtus, sublineatus; abdomen glauco micans, trifariam albido maculatum; tibiæ rufescentes, apice fuscæ; alæ hyalinæ, vix cinerascens.

*Tabanus glaucus*, Megerle; Meig. Zweifl. ii. 51, 28.

## 33. TABANUS LUNULATUS.

*Nigricans*; frons sæminæ callis tribus, infero semiorbiculato; antennæ fuscæ, basi testaceæ; thorax cinereo lineatus; abdomen trifariam ferrugineo maculatum; tibiæ flavæ, apice fuscæ; alæ subcinereæ.

*Tabanus lunulatus*, Meig. Zweifl. ii. 49, 25.

## 34. TABANUS GLAUCOPIS.

*Nigricans*; antennæ fulvæ apice fuscæ; frons maris callo unico, sæminæ tribus nigris; thorax cinereo lineatus; abdomen nigro-fuscum, trifariam ferrugineo maculatum; tibiæ flavæ, apice fuscæ; alæ subcinereæ.

*Tabanus glaucopis*, Meig. Zweifl. ii. 48, 24. Macq. Hist. Nat. Dipt. i. 205, 30. Wahlb. Act. Holm. 1838. Zett. Dipt. Scand. i. 108, 6; viii. 2936, 6.

*Tabanus ferrugineus*, Meig. Klass. Zweifl. i. 169, 10.

Germany. Sweden.

## 35. TABANUS BROMIUS.

*Niger*; caput flavo-album; frons sæminæ callo quadrato lineaque nigris; antennæ fulvæ; thorax cinereo quinque vittatus; abdomen maculis trigonis fulvis trivittatum; tibiæ fulvæ; alæ subcinereæ.

*Tabanus bromius*, Linn.; Zeller, Isis, 1842, 817, 5, f. 14—19. Zett. Dipt. Scand. i. 107, 5; viii. 2936, 5. Macq. Exped. Scient. Alg. Ins. 424, 29.

“Oculi nudi, fascia media unica, maris areolis in parte inferiore minutis; antennæ basi rufæ; abdomen cinereum, seriebus quatuor ex striolis nigris obliquis, intermediis basi subcoherentibus. Var. *α*. Striolæ nigrae abdominis dorsales cum lateralibus in basi anguste conjunctæ. Var. *β*. (detrita). Abdomen nudum nigro-cinereum, linea dorsali obsolete cinerea, maculis lateralibus rotundatis rufescentibus. Var. *γ*. ut var. *α*. sed segmenta abdominis 2um et 3um lateribus rufescente-cinereis. Var. *δ*. Paullo major; striolæ abdominales incrassatæ, cæterum ut var. *α*. Var. *ε*. Minor, striolæ abdominales incrassatæ, in basi segmentorum late conjunctæ. Var. *ζ*. Minor (detrita); abdomen cæcio-cinereum; striolæ in segmentorum 2i et 3i dorso crassæ nigrae oblitteratæ binæ.”—Zeller.

Europe. North Africa.

*a—d*. Interlacken, Switzerland. Presented by F. Walker, Esq.

### 36. TABANUS QUATUORNOTATUS.

*Nigricans; frons sæminæ callis quatuor nigris; thorax cinereo hirtus; abdomen trifariam flavicante maculatum, maculis intermediis obsolete; tibiæ fulvæ, apice fusca; alæ subcinerae.*

*Tabanus quatuornotatus, Meig. Zweifl. ii. 51, 28.*

Germany.

### 37. TABANUS DIMIDIATUS.

*Niger; thorax cinereo tomentosus; abdomen maculis dorsalibus trigonis pullidis, basi testaceum; tibiæ albidæ; alæ impidæ, apud costam flavescens.*

*Tabanus dimidiatus, Meig. Zweifl. vi. 320, 43.*

Europe?

### 38. TABANUS BOREALIS.

*Niger; antennæ articulo 3o basi fulvo; abdomen incisuris albis; tibiæ ferrugineæ; alæ subcinerae, ad costam fusco ferrugineæ.*

*Tabanus borealis, Fqbr. Spec. Ins. ii. 459, 21; Ent. Syst. iv. 369, 30; Syst. Antl. 101, 37. Fall. Dipt. Suec. 6, 5. Meig. Zweifl. ii. 37, 10. Zett. Ins. Lapp. 515, 5; Dipt. Scand. i. 113, 13.*

“Var. *α*. Mas et Fœm. Niger; oculi lineis 3 in fœm. saltem distinctis; callus frontalis anticus in fœm. magnus didymus.



Var.  $\beta$ . Fœm. Nigricans, oculorum lineæ tres valde angustæ et tenues; callus frontalis anticus simplex. Abdomen segmentis 2o et 3o concoloribus. Var.  $\gamma$ . Fœm. Var.  $\beta$ . Similis; oculorum lineæ tres latiores. Var.  $\delta$ . Fœm. Var.  $\beta$ . Similis; oculorum lineæ 1a et 3a obsoletæ, media tantum distincta; antennarum articulus 3us fulvus; abdominis latera maculis utrinque duabus ferrugineis; incisuræ anguste albidæ. Var.  $\epsilon$ . Var.  $\alpha$ . Similis; abdominis latera non ferrugineæ.—Zett.

North Europe.

### 39. TABANUS LATERALIS. (Nomen bis lutum.)

Fœm. Niger; caput canum callu frontali nigro; thorax maculis quatuor lateralibus fulvis abdomen maculis dorsalibus albis, vittisque duabus lateralibus undulatis glaucis; pedes fulvi; alæ subcinereæ ad costam fuscæ.

*Tabanus lateralis*, Brullé, *Expéd. Scient. de Morée*, 3me Sér. Zool. pl. 47, f. 2.

Greece.

### 40. TABANUS BOVINUS.

Nigro-fuscus; caput flavo-album; antennæ basi fulvæ; thorax cinereo quinquevittatus; abdomen maculis trigonis cinereis univittatum, segmentorum marginibus posticis fulvis; pedes fuscî, tibiis flavis; alæ subcinereæ, basi et ad costam fulvæ.

*Tabanus bovinus*, Linn. *Fall. Dipt. Suec.* tab. 4, 1. *Macq. Dipt. Nord. Fr.* tab. 155, 6, pl. 3, f. 7. *Dahlb. Ins. Skad. O. Nytt.* 306, 203. *Zett. Dipt. Scand.* i. 105, 1; viii. 2936, 1. *Zeller, Isis*, 1842, 814, 1, f. 2—4. *Macq. Expéd. Scient. Aly. Ins.* 424, 28.

“Oculi nudi, maris areolis minutissimis subæqualibus; abdomen lateribus rufescens, segmentorum basi fusca, serie triangulorum flavescentium elongatorum dorsali nigro cincta; femora extus flavo pilosa. Var.  $\alpha$ . Thorax cinereus. Var.  $\beta$ . Thorax cæsius.”—Zeller.

Europe. North Africa.

*a, b.* Interlacken, Switzerland. Presented by F. Walker, Esq.

41. *TABANUS AURIPILUS.*

*Niger; thorax nigro hirtus; abdominis incisuræ fulvo ciliatæ; pedes fulvo hirti; alæ subcinereæ, venis transversis infuscatis.*

*Tabanus auripilus, Meig. Zweifl. ii. 41, 15. Zett. Ins. Lapp. 511. 3; Dipt. Scand. i. 109, 8. Zeller, Isis, 1842, 821, 3.*

a. Interlacken, Switzerland. Presented by F. Walker, Esq.

42. *TABANUS AUTUMNALIS.*

*Nigro-fuscus; caput flavo-album; thorax cinereo quinque vittatus; abdomen e maculis canis quinque vittatum; tibiæ flavæ, apice nigræ; alæ cinereæ.*

*Tabanus autumnalis, Linn. Zeller, Isis, 1842, 816, 3, f. 9. Zett. Dipt. Scand. i. 106, 2; viii. 2936, 2. Macq. Exped. Scient. Alg. 424, 27.*

“Oculi nudi, fascia nulla, maris plaga triangulari ex areolis magnis composita; frons inter oculos angusta; antennæ nigræ; abdomen cinereum, maris lateribus ferrugineis, seriebus quatuor ex striolis crassis nigris obliquis intermediis basi cohærentibus.”—*Zeller.*

Europe. North Africa.

43. *TABANUS LUGUBRIS.*

*Mas. Ater; oculi dimidio superiori viridi, inferiori subferrugineo, transversim purpureo trilineati, linea prima in medio oculi; palpi nigri; abdominis segmenta margine tenuiter, serieque media dorsali macularum trigonarum, albis; alæ immaculatæ.*

*Tabanus lugubris, Zett. Ins. Lapp. 515, 6; Dipt. Scand. i. 114, 14.*

Norway, Lapland.

44. *TABANUS LAPPONICUS.*

*Nigricans, subnitidus; frons albo cinerascens; oculi ænei, transversim purpureo trilineati; palpi nigricantes; antennæ fulvæ apice infuscata; abdomen serie media macularum trigonarum segmentorumque apicibus tenuiter albidis, lateribus supra anguste ferrugineis, ventre nigro; tibiæ obscure ferrugineæ, anticæ apice late nigræ; alæ immaculatæ.*

*Tabanus lapponicus*, Wahlb. *Conspect. Actor. Reg. Acad. Holm.*  
1848, 199, 9. *Zett. Dipt. Scand.* viii. 2938, 17.

Lapland.

45. *TABANUS LURIDUS*.

*Niger*; antennæ articulo 3o ferrugineo apice nigro; thorax cinereo subtrivittatus; abdomen maculis canis univittatum, lateribus anterius fulvis; tibiæ fulvæ; alæ cinereæ, basi et ad costam fuscescentes.

*Tabanus luridus*, Fall.

46. *TABANUS SOLSTITIALIS*.

*Niger*; antennæ ferrugineæ, apice nigræ; thorax cinereo subtrivittatus; abdomen maculis canis univittatum, lateribus anterioribus fulvis; tibiæ fulvæ, antice dimidio apicali fusco; alæ cinereæ, basi et ad costam fuscescentes.

*Tabanus solstitialis*, Meig.

47. *TABANUS TROPICUS*.

*Niger*; caput flavo-album; antennæ ferrugineæ, apice obscuriores; thorax cinereo subtrivittatus; abdomen fulvum, maculis trigonis flavis univittatum; tibiæ fulvæ; alæ cinereæ, basi et ad costam fulvæ.

*Tabanus tropicus*, Linn. *Westw. Duncans's Libr. Nat. Hist.* 328, pl. 34, f. 2.

a. Interlacken, Switzerland. Presented by F. Walker, Esq.

48. *TABANUS AUSTRIACUS*.

*Niger*; thorax sublineatus; abdomen segmento 1o punctis tribus, reliquis unico albis; tarsi antici maris fasciculati; alæ subcinereo fuscae.

*Tabanus austriacus*, Fabr.

49. *TABANUS ALBIPES.*

*Niger; thorax et abdomen basi cinereo villosa; tibiæ albæ; alæ cinereo-fuscescentes, basi flavescentes.*

*Tabanus albipes, Fabr.*

South Germany. France.

50. *TABANUS SPODOPTERUS.*

*Niger; thorax albido trilineatus; abdomen badium, serie macularum albarum; tibiæ fuscæ; alæ fusco-cinereæ.*

*Tabanus spodopterus, Wied. Meig. Zweifl. ii. 46, 21.*

Austria.

51. *TABANUS ATERRIMUS.*

*Ater, nitidus; alæ subfuscescentes, ad costam fuscæ.*

*Tabanus aterrimus, Meig. Zweifl. ii. 33, 3.*

52. *TABANUS APRICUS.*

*Niger; antennæ nigro-fuscæ, articulo 3o subtus ferrugineo; abdominis incisuræ albido villosæ; tibiæ albidæ; alæ subfuscescentes, ad costam obscuriores.*

*Tabanus apricus, Meig. Zweifl. ii. 37, 9.*

53. *TABANUS FERRUGINEUS.*

*Ferrugineus; antennæ apice fusca; thoracis dorsum fuscum; abdomen antice maculis postice fasciis nigris; pedes nigro-fusci, tibiis fulvis apice fuscis; alæ subfuscescentes, ad costam ferrugineæ.*

*Tabanus ferrugineus, Meig. Klass. 166; Zweifl. ii. 60, 38.*

## 54. TABANUS BIMACULATUS.

*Fem. Niger ; fasciis cinereis ; antennarum articulus 3us fulvus, apice niger ; thorax subvittatus ; abdominis segmenta 1um et 2um macula laterali fulva ; tibiæ fulvæ ; alæ subfuscescentes, ad costam flavæ.*

*Tabanus bimaculatus, Macq. Dipt. Nord. Fr. Tab. 163, 17. Meig. Zweifl. vii. 46.*

North France.

## 55. TABANUS TARANDINUS.

*Niger ; antennæ fulvæ ; abdomen fasciis aureo-flavis ; pedes fulvi ; alæ subfuscescentes, ad costam et apud venas flavo-fuscæ.*

*Tabanus Tarandinus, Linn. Dahlb. Ins. Nyttå och Skada, 306, 204. Zett. Ins. Lapp. 513, 2 ; Dipt. Scand. i. 109, 7 ; viii. 2937, 7.*

Lapland.

## 56. TABANUS ISTRIENSIS.

*Niger ; thorax canescens ; abdomen albo fasciatum ; alæ fuscæ nubeculosæ.*

*Tabanus istriensis, Megerle ; Meig. Zweifl. ii. 36, 8.*

*Tabanus umbrinus, Var. ?*

Istria ?

## 57. TABANUS CARBONARIUS.

*Ater ; oculi villosi ; alæ fuscæ.*

*Tabanus carbonarius, Meig. Zweifl. ii. 33, 2. Macq. Dipt. Exot. i. 2, 182 ; Exped. Scient. Aly. Ins. 422, 20.*

Europe. North Africa.

## 58. TABANUS MORIO.

*Ater, nitidus ; thorax cinereus ; abdomen apice albo villosum ; alæ fuscæ.*

*Tabanus morio*, *Fabr. Dum. Cons. Gén. Ins.* pl. 40, f. 9. *Macq. Exped. Scient. Alg.* 422, 19.

South France. Italy. Hungary. North Africa.

59. *TABANUS MACULIPENNIS.*

*Fœm. Niger; alæ fusæ, vitta interrupta discali ad apicem diffusa limpida.*

*Tabanus maculipennis*, *Brullé, Exped. Atlas Scient. de Morée*, 3me Sér. Zool. pl. 47, f. 3.

Greece.

60. *TABANUS FUSCATUS.*

*Mas. Ater, nitidus; antennarum articulus 3us basi testaceus; thorax cinereus; abdomen segmenti 2i lateribus anoque albo hirtis; alæ fuliginosæ; areolæ nonnullæ discis pallidioribus.*

*Tabanus fuscatus*, *Macq. Dipt. Nord. Fr. Tab.* 152, 2; *Meig. Zweifl.* vii. 59, 45.

North France.

61. *TABANUS ANTHRACINUS.*

*Niger; abdomen lateribus obscure fusciscentibus, segmentis albo trimaculatis; pedes nigro-picei; alæ flavo fusciscentes.*

*Tabanus anthracinus*, *Hoffm.; Meig. Zweifl.* ii. 36, 7.

*Tabanus umbrinus*, *Mas.?*

Naples.

North America.

62. *TABANUS IMITANS.*

*Tabanus imitans*, *Cat. of Diptera*, Pt. 1, 146.

63. *TABANUS CONFUSUS.*

*Tabanus confusus*, *Cat. of Diptera*, Pt. 1, 147.

64. *TABANUS RECEDENS.*

*Tabanus recedens*, *Cat. of Diptera*, Pt. 1, 147.

65. *TABANUS PROXIMUS.*

*Tabanus proximus*, *Cat. of Diptera*, Pt. 1, 147.

66. *TABANUS CATENATUS.*

*Tabanus catenatus*, *Cat. of Diptera*, Pt. 1, 148.

*Var. ?* Red. Head and thorax with white tomentum and down. Antennæ tawny. Thorax with two piceous stripes. Abdomen piceous, with white bloom; hind borders of the segments reddish. Fore femora with a black stripe; hind tibiæ black, and clothed with black hairs on the outer side; tarsi black. Wings gray; veins tawny; first branch of the cubital vein simple. Subanal vein joining the anal far from the border. Length of the body  $9\frac{1}{2}$  lines; of the wings 19 lines.

a. ———? From Mr. Stephens' collection.

67. *TABANUS DERIVATUS.*

*Tabanus derivatus*, *Cat. of Diptera*, Pt. 1, 156.

68. *TABANUS TARANDI.*

*Tabanus Tarandi*, *Cat. of Diptera*, Pt. 1, 156.

69. *TABANUS NOTABILIS.*

*Tabanus notabilis*, *Cat. of Diptera*, Pt. 1, 166.

70. *TABANUS FULVESCENS.*

*Tabanus fulvescens*, *Cat. of Diptera*, Pt. 1, 171.

## 71. TABANUS COMES.

*Tabanus inscitus* (nomen bis lectum), *Cat. of Diptera*, Pt. 1, 172.

## 72. TABANUS FRONTALIS.

*Tabanus frontalis*, *Cat. of Diptera*, Pt. 1, 172.

## 73. TABANUS INTERMEDIUS.

*Tabanus intermedius*, *Cat. of Diptera*, Pt. 1, 173.

## 74. TABANUS DUPLEX.

*Tabanus imitans* (nomen bis lectum), *Cat. of Diptera*, Pt. 1, 173.

## 75. TABANUS LEUCOMELAS.

*Tabanus leucomelas*, *Cat. of Diptera*, Pt. 1, 175.

## 76. TABANUS SCITUS.

*Tabanus scitus*, *Cat. of Diptera*, Pt. 1, 181.

## 77. TABANUS FULVOFRATER.

*Tabanus fulvofrater*, *Cat. of Diptera*, Pt. 1, 181.

## 78. TABANUS SIMULANS.

*Tabanus simulans*, *Cat. of Diptera*, Pt. 1, 182.

## 79. TABANUS VICARIUS.

*Tabanus vicarius*, *Cat. of Diptera*, Pt. 1, 187.

## 80. TABANUS MUTATUS.

*Tabanus mutatus*, *Diptera Saundersiana*, Pt. 1, 23.



## 81. TABANUS CONTERMINUS.

*Tabanus conterminus*, *Diptera Saundersiana*, Pt. 1, 24.

## 82. TABANUS ERYTHROTELUS.

*Tabanus erythrotelus*, *Diptera Saundersiana*, Pt. 1, 25, pl. 2, f. 1.

## 83. TABANUS RUFOFRATER.

*Tabanus rufofrater*, *Diptera Saundersiana*, Pt. 1, 26

## 84. TABANUS INCISUS.

*Tabanus incisus*, *Diptera Saundersiana*, Pt. 1, 26.

## 85. TABANUS SCUTELLARIS.

*Tabanus scutellaris*, *Diptera Saundersiana*, Pt. 1, 27.

## A. Corpus omnino nigrum.

A. Alæ maculatæ. - - - nigrescens, *Pal. Beauv.*

## B. Alæ non maculatæ.

A. Alæ nigræ. - - - lugubris, *Macq.*

B. Alæ fusco-nigræ. - - - ater, *Pal. Beauv.*

## B. Thorax niger.

A. Abdomen canescens. - - - atratus, *Fabr.*

B. Abdomen maculis tribus albis. - - - trispilus, *Wied.*

C. Abdomen incisuris albis. - - - nigripes, *Wied.*

D. Abdomen trifariam albido maculatum. - - - pumilus, *Macq.*

E. Abdomen fasciis flavo pilosis. - - - flavipes, *Wied.*

F. Abdomen maculis dorsalibus incisurisque albis.  
- - - coffeatus, *Macq.*

G. Abdomen cinereum, lateribus fulvis vittisque duabus nigris.  
- - - nigrovittatus, *Macq.*

H. Abdomen lateribus anticis et incisuris fulvis. - - - vicinus, *Macq.*

I. Abdominis latera gambogia. - - - fumipennis, *Wied.*

J. Abdomen lateribus fasciisque fulvis. - - - dorsonotatus, *Macq.*

K. Abdomen maculis dorsalibus incisurisque albidis; segmenta  
10 ad 4um lateribus fulvis. - - - Carolinensis, *Macq.*

- L.* Abdomen lateribus et incisuris testaceis.      incisuralis, *Macq.*  
*M.* Abdomen lateribus, maculis dorsalibus et incisuris fulvis.      punctipennis, *Macq.*  
*N.* Abdomen segmentis tribus anticis luteis.      -      cinctus, *Fabr.*  
*O.* Abdomen fulvum, fascia dorsali nigra.      lasiophthalmus, *Macq.*  
*C.* Thorax fusco nigricans.      -      -      -      marginalis, *Fabr.*  
*D.* Thorax fuscus, cinereus, rubidus, aut pallidus.  
*A.* Alæ immaculatæ.  
  *a.* Abdomen maculis exceptis obscurum, unicolor.  
    *a.* Antennæ pallidæ aut fuscæ.  
      *i.* Abdomen non vittatum.  
        \* Abdomen lactescens.      -      -      -      validus, *Wied.*  
        \*\* Thorax testaceus. Abdomen fuscum cæruleo pubescens.      -      -      -      pubescens, *Macq.*  
        \*\*\* Abdomen nigrum.  
          † Alæ fuscæ.      -      -      -      lineatus, *Fabr.*  
          †† Alæ limpidaæ.      -      -      -      exæstuans, *Linn.*  
      *ii.* Abdomen vittatum.  
        \* Abdomen vittis duabus macularibus. ruficornis, *Fabr.*  
        \*\* Abdomen vittis tribus macularibus.      crassicornis, *Wied.*  
        \*\*\* Abdomen univittatum.  
          † Abdomen non fasciatum.      -      calens, *Linn.*  
          †† Abdomen fasciis testaceis.      Novæ Scotiæ, *Macq.*  
          ††† Abdomen fasciis albis.      -      trijunctus, *Walk.*  
      *b.* Antennæ nigrae.  
        *i.* Alæ limpidaæ.      -      -      -      melanocerus, *Wied.*  
        *ii.* Alæ fuscescentes.      -      -      -      guttatus, *Meig.*  
    *n.* Abdomen incisuris albis.      -      -      -      nanus, *Macq.*  
    *c.* Abdomen fasciis pallidis.      -      -      -      cingulatus, *Macq.*  
    *d.* Abdomen lateribus, aut basi, aut omnino pallidum.  
      *a.* Abdominis latera pallida.  
        *i.* Alæ ferruginæ.      -      -      -      rufus, *Pal. Beauv.*  
        *ii.* Alæ subflavescentes.      -      -      -      bicolor, *Macq.*  
        *iii.* Alæ cinereo-fuscæ.      -      -      -      triligatus, *Walk.*  
        *iv.* Alæ limpidaæ.  
          \* Abdomen univittatum.  
          † Femora ferruginea.      -      -      -      bicolor, *Wied.*  
          \*\* Abdomen trivittatum.      -      -      -      lineola, *Fabr.*  
      *b.* Abdomen omnino pallidum.  
        *i.* Abdomen non vittatum.      -      -      pallidus, *Pal. Beauv.*  
        *ii.* Abdomen trivittatum.      -      -      fulvulus, *Wied.*  
          \* Abdomen trifariam albo maculatum.  
          \*\* Abdomen vitta maculisque utrinque flavidis.      costalis, *Wied.*

- c. Corpus omnino testaceum.
- i. Alæ apud costam limpidæ. - - unicolor, *Macq.*
- ii. Alæ apud costam flavæ. - - - flavus, *Macq.*
- B. Alæ fusco maculatæ aut vittatæ.
- A. Abdomen rufum aut fuscum.
- a. Antennæ maris luteæ aut fuscæ, fœm. fuscæ.
- i. Abdomen vitta maculari alba.
- \* Antennæ unicolores. - - abdominalis, *Fabr.*
- \*\* Antennæ articulo 3o basi pallido. gracilis, *Wied.*
- \*\*\* Antennæ articulo basi apiceque pallido.
- molestus, *Say.*
- ii. Abdomen vitta maculari flavida. - turbidus, *Wied.*
- b. Antennæ nigro-fuscæ.
- i. Alæ postice fusco limbatæ. - variegatus, *Fabr.*
- ii. Alæ non fusco limbatæ. - Reinwardtii, *Wied.*
- B. Abdomen nigrum, lateribus maculisque dorsalibus fulvis.
- punctipennis, *Macq.*
- c. Abdomen nigrum.
- a. Abdomen non vittatum. - - - stygius, *Say.*
- b. Abdomen vitta maculari. - trimaculatus, *Wied.*
- d. Abdomen nigrum, albido trivittatum.
- quinquelineatus, *Macq.*

## 86. TABANUS NIGRESCENS.

*Nigro-violaceus; antennæ articulo 3o basi flavo; alæ obscuræ, maculis tribus fuscis.*

*Tabanus nigrescens, Pal. Beauv. Ins. 100, pl. 2, f. 2. Wied. Auss Zweifl. i. 116, 6.*

North America.

## 87. TABANUS LUGUBRIS.

*Mas. Niger; alæ nigra.*

*Tabanus lugubris, Macq. Dipt. Exot. i. 1, 144, 48.*

Carolina.

## 88. TABANUS ATER.

*Ater; alæ fusco-nigræ.*

*Tabanus ater, Pal. Beauv. Ins. pl. 2, f. 5. Wied. Dipt. Exot. i. 74, 23; Auss. Zweifl. i. 136, 39.*

North America.

## 89. TABANUS ATRATUS.

*Niger*; abdomen canescens; alæ fusco-nigræ.

*Tabanus atratus*, *Fabr. Macq. Dipt. Exot. i. 1, 142, 41.*

*Tabanus niger*, *Pal. Beauv. Ins. 54, pl. 1. f. 1.*

North America. Mexico.

## 90. TABANUS TRISPILUS.

*Fuliginoso-niger, nitens*; antennæ medio rufæ; abdomen maculis tribus albis; alæ fuscæ.

*Tabanus trispilus*, *Wied.*

United States.

## 91. TABANUS NIGRIPES.

*Nigellus*; abdomen incisuris albidis; alæ limpidæ; pedes nigri.

*Tabanus nigripes*, *Wied. Dipt. Exot. i. 75, 24; Auss. Zweifl. i. 142, 50.*

*Tabanus exæstuans*, *Var. ?*

North America.

## 92. TABANUS PUMILUS.

*Fæm. Niger*; antennæ fulvæ, basi apiceque fuscæ; abdomen trifariam albido maculatum; pedes fusco-fulvi; alæ hyalinæ, venæ cubitalis ramus lvs sæpe furcatus.

*Tabanus pumilus*, *Macq. Dipt. Exot. i. 1, 146, 51.*

Carolina.

Allied to *T. bromius*.

## 93. TABANUS FLAVIPES.

*Niger*; abdomen fasciis flavo pilosis; pedes ferruginei; tarris anticis atris.

*Tabanus flavipes*, *Wied. Auss. Zweifl. i. 137, 40.*

Labrador. Nova Scotia.

94. *TABANUS COFFEATUS.*

*Fuscus; thorax niger; abdomen maculis dorsalibus incisurisque albis; pedes nigricantes, tibiis fuscis; alæ cinereæ.*

*Tabanus coffeatus, Macq. Dipt. Exot. Suppl. 2, 23, 109.*

Philadelphia.

95. *TABANUS NIGROVITTATUS.*

*Fœm. Niger; antennæ fulvæ, apice nigræ; abdomen cinereum, lateribus fulvis vittisque duabus nigris; pedes fulvi; alæ hyalinæ.*

*Tabanus nigrovittatus, Macq. Dipt. Exot. Suppl. 2, 24, 111.*

Nova Scotiæ.

96. *TABANUS VICINUS.*

*Fœm. Niger; antennæ articulo 3o fulvo, apice nigro; abdominis latera antica et incisuræ tibiæque fulva.*

*Tabanus vicinus, Macq. Dipt. Exot. i. 1, 143, 44.*

Carolina.

Allied to *T. luridus.*

97. *TABANUS FUMIPENNIS.*

*Niger, flavo hirtus; antennæ et pedes ferruginea; abdominis latera gambogia.*

*Tabanus fumipennis, Wied.*

North America.

98. *TABANUS DORSONOTATUS.*

*Mas. Niger; antennæ basi testaceæ; abdominis latera fasciæque tibiæque fulva, femora nigricantia; tibiæ anticæ basi albidæ; tarsi fuscis; alæ cinereæ.*

*Tabanus dorsonotatus, Macq. Dipt. Exot. Suppl. 2, 22, 106.*

Carolina.

99. *TABANUS CAROLINENSIS.*

Mas. *Niger*; antennæ fulvæ, basi cinereæ, apice nigræ; abdomen maculis dorsalibus incisurisque albidis, segmentorum 1o ad 4um lateribus fulvis; tibiæ fulvæ; alæ hyalinæ, basi et ad costam subfulvæ.

*Tabanus Carolinensis*, Macq. *Dipt. Exot.* i. 1, 145, 47.  
Carolina.

100. *TABANUS INCISURALIS.*

*Niger*; antennæ, abdominis latera et incisuræ pedesque testaceæ; alæ limpidæ, ad costam flavescentes; venæ cubitalis furca antica ramulum demittens.

*Tabanus incisuralis*, Macq. *Dipt. Exot. Suppl.* 2, 21, 104.  
America.

101. *TABANUS PUNCTIPENNIS.*

*Niger*; antennæ testaceæ, apice nigræ; abdominis latera, maculæ dorsales et incisuræ, tarsi posteriores, femora basi et tibiæ fulvæ; alæ fusco punctate.

*Tabanus puuctipennis*, Macq. *Dipt. Exot. Suppl.* 2, 23, 108.  
Philadelphia.

102. *TABANUS CINCTUS.*

*Niger*; abdominis segmenta tria antica lutea; alæ nigræ.

*Tabanus cinctus*, Fabr. *Ent. Syst.* iv. 366, 18; *Syst. Antl.* 97, 20.  
*Meig. Zweifl.* 71, 42, 16; vi. 320. *Wied. Dipt. Exot.* i. 67, 10; *Auss. Zweifl.* i. 119, 12.

Virginia.

103. *TABANUS LASIOPHTHALMUS.*

Fœm. *Niger*; oculi hirsuti; abdomen fulvum, fascia dorsali nigra; pedes fulvi, tarsi nigricantibus; alæ subcinereæ, fusco maculate.

*Tabanus lasiophthalmus*, Macq. *Dipt. Exot.* i. 1, 143, 45.  
Carolina.

104. *TABANUS MARGINALIS.*

*Fusco-nigricans; thorax albido trivittatus; abdomen trifariam nigro maculatum; tibiæ albidæ.*

*Tabanus marginalis, Fabr.*

North America.

105. *TABANUS VALIDUS.*

*Coccinello-rubidus; abdomen lactescens; alæ fusæ.*

*Tabanus validus, Wied.*

North America.

106. *TABANUS PUBESCENS.*

*Testaceus; abdomen fuscum cæruleo pubescens; pedes nigri, tibiis testaceis; alæ flavidæ.*

*Tabanus pubescens, Macq. Dipt. Exot. Suppl. 2, 20, 103.*

America.

107. *TABANUS LINEATUS.*

*Fuscus, ferrugineo lineatus; antennæ rubidæ; abdomen nigrum; alæ fuscæ.*

*Tabanus lineatus, Fabr.*

North America.

108. *TABANUS EXÆSTUANS.*

*Cinereus; oculi virides; abdominis segmenta albo marginata; alæ hyalinæ; tibiæ albæ, apice nigre.*

*Tabanus exæstuans, Linn. Syst. Nat. ii. 1000, 8. Fabr. Ent. Syst. iv. 365, 13; Syst. Antl. 96, 12. Wied. Auss. Zweifl. i. 143, 66.*

*Tabanus fuscus, Deg. Ins. vi. 229, 8, pl. 30, f. 5.*

North America?

## 109. TABANUS ANNULATUS.

*Dilute rubens; thorax albido pruinosis; abdominis incisura tibique albæ; alæ limpidæ.*

Tabanus annulatus, Say, Journ. Acad. Philad. iii. 32, 2. Wied. Auss. Zweift. i. 185, 111.

Missouri.

## 110. TABANUS RUFICORNIS.

*Obscure coccinelleus; abdomen utrinque maculis transversis albis; alæ sublimpidæ, costa fusca.*

Tabanus ruficornis, Fabr.

North America.

## 111. TABANUS CRASSICORNIS.

*Rubido-fuscus; thorax obsolete fulvido vittatus; abdomen trifariam albo maculatum; alæ flavidæ.*

Tabanus crassicornis, Wied. Dipt. Exot. i. 71, 18; Auss. Zweift. i. 130, 29.

America.

## 112. TABANUS CALENS.

*Fuscus; antennæ obscure rufæ apice fusæ; thorax cinereo sublineatus; abdomen basi cinerascens, linea dorsali alba; tibiæ basi albæ.*

Tabanus calens, Linn.

North America.

## 113. TABANUS NOVÆ SCOTIÆ.

*Fœm. Testaceus; antennæ fulvæ apice nigræ; thorax vittis nigris; abdomen nigricans, fasciis testaceis, maculis dorsalibus albidis; pedes fulvi; alæ flavidæ.*

Tabanus Novæ Scotiæ, Macq. Dipt. Exot. Suppl. 2, 24, 110.

Nova Scotia.



## 114. TABANUS TRIJUNCTUS.

*Fœm.* *Ferrugineus*; antennæ rufescentes, dilatatae non furcatae apice fuscescentes; thorax cano quinquevittatus; scutellum nigrum, ferrugineo marginatum; abdomen nigrum, segmentorum marginibus posticis maculisque dorsalibus trigonis albis, basi ferrugineum nigro vittatum; pedes rufescentes, femoribus anticis nigris; alæ cinereæ, antice ferrugineæ, areolis nonnullis hyalino strigatis, venis transversis nigro marginatis.

Very nearly allied to *T. variegatus*, but distinct. *Fem.* Ferruginous. Head with whitish testaceous tomentum and down. Palpi and antennæ reddish; first and second joints of the antennæ dilated above and forming horns; third dilated and forming a slightly acute angle; tips brownish. Thorax with five hoary stripes. Pectus hoary. Scutellum black; hind border ferruginous. Abdomen black, ferruginous towards the base, excepting a dorsal stripe; on the hind border of each segment a white band, which is dilated in the middle above into a triangle. Legs reddish; tips of the tarsi brown; fore femora black. Wings dark gray, ferruginous in front; disks of some of the areoletts with almost limpid streaks; transverse veins clouded with black; first branch of the cubital vein simple, clouded at the base; second branch converging towards the externomedial vein; subanal vein joining the anal at some distance from the border. Length of the body 7 lines; of the wings 15 lines.

*a, b.* Florida. Presented by E. Doubleday, Esq.

## 115. TABANUS MELANOCERUS.

*Fuscus*; thorax vittis quinque; abdomen vitta e maculis trigonis et tibiæ basi albæ.

*Tabanus melanocerus*, Wied.

Kentucky. British North America.

## 116. TABANUS GUTTATUS.

*Lilacino-rubidus, albido vittatus*; abdomen fuscum, trifariam albo maculatum; tibiæ albæ.

*Tabanus guttatus*, Megerle. Wied. *Dipt. Exot.* i. 73, 20; *Auss. Zweifl.* i. 133, 34.

America.

## 117. TABANUS NANUS.

**Mas.** *Cinereus*; antennæ nigræ, basi fulvæ; thorax albo quinquevittatus; abdomen incisuris albis; pedes fulvi; alæ hyalinae venæ cubitalis ramo 1o furcato.

*Tabanus nanus*, Macq. *Dipt. Exot. Suppl.* 1, 42, 88.

## 118. TABANUS CINGULATUS.

**Fœm.** *Antennæ rufa*, apice nigræ dentequæ elongato; thorax fulvus nigro trivittatus; abdomen fuscum flavo fasciatum; pedes fulvi; alæ subhyalinae, venis fulvo marginatis.

*Tabanus cingulatus*, Macq. *Dipt. Exot.* i. 1, 144, 46.

Philadelphia.

## 119. TABANUS RUFUS.

*Luteo-rufescens*; antennæ flavæ; abdomen segmentis sex ultimis medio fuscis; alæ ferrugineæ.

*Tabanus rufus*, Pal. *Beauv.*

North America.

## 120. TABANUS BICOLOR. (Nomen bis lectum.)

*Testaceus*; abdomen nigrum, lateribus maculis incisurisquæ testaceis; alæ subflavescentes; tibiæ posticæ tarsiquæ nigra.

*Tabanus bicolor*, Macq. *Dipt. Exot. Suppl.* 2, 21, 105.

South Carolina.

## 121. TABANUS TRILIGATUS.

*Fusco-niger*; caput cano tomentosum; antennæ basi rufæ; thorax cano quinquevittatus; abdomen luteo fulvum vitta dorsali interrupta nigra, segmentorum marginibus posticis testaceo trimaculatis; tarsi posteriores basi, femora apice tibiæquæ fulva; alæ cinereo-fuscæ, subfasciatæ.

Very nearly allied to *T. dorsonotatus* and to some of the neighbouring species, also to the European *T. Græcus*. *Fem.* Brownish

black. Head clothed with hoary tomentum and down, more than twice broader than long. Palpi testaceous, brownish above, except at the base. First and second joints of the antennæ red; third red towards the base, its horn small, forming a nearly right angle. Thorax brownish black, clothed on each side with black hairs; five dorsal hoary stripes, and a tawny callus before each wing. Abdomen luteous tawny, with a black stripe, which is dilated at the base and at the tip, and is interrupted on the hind border of each segment; three testaceous spots on the hind border of each segment. Tibiæ, posterior tarsi towards the base and tips of the femora tawny; hind tibiæ with a short fringe of black hairs on the outer side. Wings grayish brown, with a slight darker brown band across the base of the discal areolet. Stigma dark brown; veins black; first branch of the cubital vein simple, forming a slightly obtuse angle near its base; subanal vein joining the anal at some little distance from the border. Halteres tawny, black towards the tips, which are testaceous. Length of the body 6—7 lines; of the wings 13—15 lines.

a—f. Arctic America. Presented by Sir John Richardson.

g—h. ———?

#### 122. TABANUS BICOLOR.

*Glauco-olivaceus*; antennæ, pedes et abdomen ferruginea, hoc vitta olivacea.

*Tabanus bicolor*, Wied. *Dipt. Exot.* i. 96, 58; *Auss. Zweifl.* i. 188, 115.

North America.

#### 123. TABANUS LINEOLA.

*Niger*; thoracis latera ochracea; abdomen albo trivittatum, lateribus melleis; tibiæ ferrugineæ; alæ limpida.

*Tabanus lineola*, Fabr. *Macq. Dipt. Exot.* i. 1, 146, 49.

Eyes of the male hairy, of the female bare.

North America.

#### 124. TABANUS PALLIDUS.

*Testaceus, subtus albido pilosus*; thoracis maculae et scutellum fusca; alæ obscuræ, immaculatæ.

*Tabanus pallidus*, *Pal. Beauv. Ins.* 100, pl. 2, f. 3. *Wied. Auss. Zweifl.* i. 118, 9.

North America.

125. *TABANUS FULVULUS.*

*Glaucus, fulvo pilosus; abdomen rubidum, trifariam fulvo maculatum; alæ limpidae.*

*Tabanus fulvulus*, *Wied. Auss. Zweifl.* i. 153, 66.

America?

126. *TABANUS COSTALIS.*

*Glauco-fuscanus, fulvo hirtus; abdomen ferruginosum vitta maculisque utrinque flavidis; alæ limpidissimæ areola costali flava.*

*Tabanus costalis*, *Wied. Auss. Zweifl.* i. 173, 94. *Macq. Dipt. Exot.* i. 1, 146, 50.

Kentucky.

127. *TABANUS UNICOLOR.*

*Fœm. Testaceus; alæ hyalinæ, areolis duabus basi fuscis.*

*Tabanus unicolor*, *Macq. Dipt. Exot. Suppl.* 2, 22, 107.

Carolina.

128. *TABANUS FLAVUS.*

*Fulvo-flavus; frons viridis; facies gutta fuscescente; alæ hyalinæ, costa flava, venæ cubitalis ramo 1o simplici basi quadrato puncto fuscescente; tarsorum articuli apice fuscescente.*

*Tabanus flavus*, *Macq. Hist. Nat. Dipt.* i. 200, 13.

United States.

129. **TABANUS ABDOMINALIS.**

*Lilacino-fuscans; abdomen albo maculatum; alæ fusco maculatæ.*

*Tabanus abdominalis, Fabr.*

North America.

130. **TABANUS GRACILIS.**

*Lilacino-fuscans; thorax vittis; abdomen vitta maculari incisurisque albis; alæ venis fuscans limbatis.*

*Tabanus gracilis, Wied.*

North America.

131. **TABANUS MOLESTUS.**

*Lilacino-fuscans; thorax albido pruinosis; abdomen vitta e maculis trigonis albis; alæ venis transversis fuscans limbatis.*

*Tabanus molestus, Say.*

North America.

132. **TABANUS TURBIDUS.**

*Rubidus; thorax albido vittatus; abdomen vitta maculari flavida; alæ subturbidæ, venis fuscans limbatis.*

*Tabanus turbidus, Wied.*

North America.

133. **TABANUS VARIEGATUS.**

*Lilacino-rubidus; abdomen badius, albo maculatum, margine interno fuscans limbato.*

*Tabanus variegatus, Fabr.*

North America.

134. *TABANUS REINWARDTII*.

*Schisticolor*; *thorax rubido vittatus*; *abdomen rubens, vittis macularibus albis*; *alæ fusco maculatæ*.

*Tabanus Reinwardtii*.

North America.

135. *TABANUS PUNCTIPENNIS*.

*Niger*; *antennæ testaceæ, apice nigræ*; *abdomen lateribus maculis dorsalibus incisurisque fulvis*; *pedes fulvi, femoribus tibiisque apice tarsisque nigris*; *alæ limpidæ*.

*Tabanus punctipennis*, *Macq. Dipt. Exot. Suppl. 2, 23, 108.*

Philadelphia.

136. *TABANUS STYGIUS*.

*Rubidus*; *abdomen nigrum*; *alæ flavidæ, punctis duabus fuscis*; *pedes fusci tibiis ferrugineis*.

*Tabanus stygius*, *Say*.

North America.

137. *TABANUS TRIMACULATUS*. (Nomen bis lectum.)

*Fuscus*; *thorax albido bivittatus*; *abdomen nigrum, maculis tribus albis*; *tibiæ albæ*; *alæ hyalinæ, venis transversis fusco limbatis*.

*Tabanus trimaculatus*, *Wied. Auss. Zweifl. i. 132, 33.*

America?

138. *TABANUS QUINQUELINEATUS*.

*Fuscus*; *antennæ nigræ*; *thorax albido quinquevittatus*; *abdomen nigrum, e maculis albis trivittatum*; *pedes nigri*; *alarum venæ fusco limbatae*.

*Tabanus quinquevittatus*, *Macq. Hist. Nat. Dipt. i. 200, 11.*

Georgia.

## Mexico.

- A. Abdomen fulvo trivittatum. - - - 5-vittatus, *Wied.*  
 B. Abdomen albido univittatum. - - - circumfusus, *Wied.*  
 C. Abdomen fulvum, apice nigrum. - - - apicalis, *Macq.*  
 D. Abdomen testaceum. - - - - - ruber, *Macq.*

## 139. TABANUS QUINQUEVITTATUS.

*Fuscus; thorax fulvo hirtus; abdomen saturatius, vittis tribus marginibusque lateralibus fulvo hirtis.*

*Tabanus quinquevittatus, Wied. Dipt. Exot. i. 84, 39; Auss. Zweifl. i. 173, 93.*

## 140. TABANUS CIRCUMFUSUS.

*Fuscus; abdomen vitta maculari albida; alæ fuscæ, gutta, incisuris marginis interpi apicisque limpidis.*

*Tabanus circumfusus, Wied. Auss. Zweifl. ii. 624, 21.*

## 141. TABANUS APICALIS.

*Niger; abdomen latum, depressum, fulvum, apice nigrum; alæ fuscæ.*

*Tabanus apicalis, Macq. Dipt. Exot. Suppl. 2, 20, 102.*

## 142. TABANUS RUBER.

*Fœm. Testaceus; thorax fuscus; tarsi nigri; alæ fuscæ.*

*Tabanus ruber, Macq. Dipt. Exot. Suppl. i. 42, 87.*

## West Indies.

## 143. TABANUS COMPLETUS.

*Tabanus completus, Cat. of Diptera, Pt. 1, 185.*

144. *TABANUS LUCIDULUS.*

*Tabanus lucidulus*, *Cat. of Diptera*, Pt. 1, 188.

145. *TABANUS PARALLELUS.*

*Tabanus parallelus*, *Cat. of Diptera*, Pt. 1, 187.

146. *TABANUS OBLIQUUS.*

*Tabanus obliquus*, *Diptera Saundersiana*, Pt. 1, 28.

147. *TABANUS TINCTUS.*

*Tabanus tinctus*, *Diptera Saundersiana*, Pt. 1, 29.

148. *TABANUS FERRIFER.*

*Tabanus ferrifer*, *Diptera Saundersiana*, Pt. 1, 30.

A. *Thorax rufus* - - - - - *parvidentatus*, *Macq.*

B. *Thorax fuscus*. - - - - - *rufiventris*, *Macq.*

149. *TABANUS PARVIDENTATUS.*

*Fœm. Rufus; frons maculis duabus; antennæ testaceæ, dente minimo; alæ subrufæ.*

*Tabanus parvidentatus*, *Macq. Dipt. Exot. i. 1, 142, 40.*

West Indies.

150. *TABANUS RUFIVENTRIS.*

*Mas. Antennæ testaceæ, apice nigræ; thorax fuscus; abdomen rufum, maculis dorsalibus albidis; pedes testacei; alæ subcinereæ.*

*Tabanus rufiventris*, *Macq. Dipt. Exot. i. 1, 141, 39.*

Allied to *T. posticus*.

Cuba.



## South America.

151. **TABANUS FERREUS.**

**Tabanus ferreus**, *Cat. of Diptera*, Pt. 1, 151.

152. **TABANUS OCULUS.**

**Tabanus oculus**, *Cat. of Diptera*, Pt. 1, 157.

153. **TABANUS BIPARTITUS.**

**Tabanus bipartitus**, *Cat. of Diptera*, Pt. 1, 158.

154. **TABANUS ATTENUATUS.**

**Tabanus attenuatus**, *Cat. of Diptera*, Pt. 1, 159.

155. **TABANUS CONFINIS.**

**Tabanus confinis**, *Cat. of Diptera*, Pt. 1, 160.

156. **TABANUS TERMINUS.**

**Tabanus terminus**, *Cat. of Diptera*, Pt. 1, 160.

157. **TABANUS LIVIDUS.**

**Tabanus lividus**, *Cat. of Diptera*, Pt. 1, 162.

158. **TABANUS DIVERSIPENNIS.**

**Tabanus diversipennis**, *Cat. of Diptera*, Pt. 1, 165.

159. **TABANUS RUFITHORAX.**

**Tabanus rufithorax**, *Cat. of Diptera*, Pt. 1, 165.

160. **TABANUS PRIMITIVUS.**

**Tabanus primitivus**, *Cat. of Diptera*, Pt. 1, 177.

## 161. TABANUS LATIVITTA.

*Tabanus lativitta*, *Cat. of Diptera*, Pt. 1, 184.

## 162. TABANUS ADUSTUS.

*Tabanus adustus*, *Diptera Saundersiana*, Pt. 1, 34.

## 163. TABANUS SUBMACULA.

*Tabanus submacula*, *Diptera Saundersiana*, Pt. 1, 30, pl. 2, f. 8.

## 164. TABANUS DETERSUS.

*Tabanus detersus*, *Diptera Saundersiana*, Pt. 1, 31.

## 165. TABANUS PERPLEXUS.

*Tabanus perplexus*, *Diptera Saundersiana*, Pt. 1, 32.

## 166. TABANUS BASI-RUFUS.

*Tabanus basi-rufus*, *Diptera Saundersiana*, Pt. 1, 32.

## 167. TABANUS HIRTITIBIA.

*Tabanus hirtitibia*, *Diptera Saundersiana*, Pt. 1, 33.

## 168. TABANUS SIMPLEX.

*Tabanus simplex*, *Diptera Saundersiana*, Pt. 1, 34.

## 169. TABANUS DISCIFER.

*Tabanus discifer*, *Diptera Saundersiana*, Pt. 1, 35, pl. 2, f. 2.

## 170. TABANUS PUDENS.

*Tabanus pudens*, *Diptera Saundersiana*, Pt. 1, 36.

## 171. TABANUS TRIFASCIA.

*Tabanus trifascia*, *Diptera Saundersiana*, Pt. 1, 37.

## 172. TABANUS LITIGIOSUS.

*Tabanus litigiosus*, *Diptera Saundersiana*, Pt. 1, 37.

## 173. TABANUS SUBSENEX.

*Tabanus subsenex*, *Diptera Saundersiana*, Pt. 1, 38.

## 174. TABANUS DORSIVITTA.

*Tabanus dorsivitta*, *Diptera Saundersiana*, Pt. 1, 39.

## 175. TABANUS FERRUGINOSUS.

*Tabanus ferruginosus*, *Diptera Saundersiana*, Pt. 1, 40.

## 176. TABANUS TERMINATUS.

*Tabanus terminatus*, *Diptera Saundersiana*, Pt. 1, 41.

## 177. TABANUS MANIFESTUS.

*Tabanus manifestus*, *Diptera Saundersiana*, Pt. 1, 41.

A. Tibiæ anticæ non incrassatæ.

A. Tibiæ non ciliatæ.

a. Abdomen basi triangulo non notatum.

a. Alæ non maculatæ nec vittatæ nec fasciatæ.

i. Corpus nigrum.

\* Scutellum nigrum.

† Alæ subhyalinæ. - - - modestus, *Wied.*

‡ Antennæ rufo-flavæ.

‡‡ Antennæ basi testaceæ. - trifarius, *Macq.*

†† Alæ limpidæ. - - - comitans, *Wied.*

††† Alæ rubiginosæ. - rubiginipennis, *Macq.*

†††† Alæ fuscæ. - - - flavifacies, *Macq.*

- ++++ Alæ cinereæ, basi et costa subfuscæ.  
Valterii, *Macq.*
- +++++ Alæ subcinereæ.  
† Femora fulva. - - - chilensis, *Macq.*  
‡ Femora nigra. - - - importunus, *Macq.*  
+++++ Alæ cinereæ. - - - alboater, *Walk.*  
\*\* Scutellum testaceum. - - - auribarbis, *Macq.*  
\*\*\* Scutellum album. - - - leucaspis, *Wied.*
- ii. Corpus cinereum. - - - cinereus, *Wied.*
- iii. Corpus nigro-fuscum.  
\* Abdomen albo trivittatum. - trivittatus, *Fabr.*  
\*\* Abdomen albo univittatum. - plangens, *Walk.*
- iv. Thorax niger.  
\* Abdomen olivaceum. - - olivaceiventris, *Macq.*  
\*\* Abdomen nigrum.  
† Abdomen basi ferrugineum. - cainuensis, *Fabr.*  
‡ Abdomen basi pallidum.  
† Alæ nigrae. - - - theotænia, *Wied.*  
‡ Alæ flavæ. - - - tristis, *Wied.*  
†† Abdomen lateribus testaceis.  
† Alæ hyalinæ. - - - callosus, *Macq.*  
‡ Alæ cinereæ. - - - recedens, *Walk.*
- v. Thorax fuscus.  
\* Abdomen nigellum. - - - fuscus, *Wied.*  
\*\* Abdomen cæruleo-nigrum. - clausus, *Macq.*  
\*\*\* Abdomen cinerascens. - - stigma, *Fabr.*
- vi. Thorax cinereus. Abdomen ferrugineum.  
viduus, *Walk.*
- vii. Corpus fuscum aut glauco-fuscum.  
\* Alæ limpidae.  
† Abdomen albo trivittatum.  
‡ Corpus omnino fuscum.  
§ Femora nigricantia.  
|| Tibiæ rufescentes. - dorsiger, *Wied.*  
||| Tibiæ albidæ. trimaculatus, *Pal Beauv.*  
§§ Femora flavescentia. - ixyostactes, *Wied.*  
‡‡ Corpus glauco-fuscum. - pungens, *Wied.*  
‡‡‡ Corpus rubido-fuscanum. trinotatus, *Wied.*  
§ Abdomen maculatum.  
§§ Abdomen non maculatum. monochroma, *Wied.*  
\*\* Alæ subhyalinæ. - - - colombensis, *Macq.*  
\*\*\* Alæ subfuscescentes - occidentalis, *Linne*  
\*\*\*\* Alæ subcinereæ.  
† Costa subcinerea. - - surinamensis, *Macq.*







178. *TABANUS MODESTUS*.

*Nigellus*; antennæ rufo-flavæ; abdomen vitta media angusta, lateralibus abbreviatis marginibusque albis; alæ subhyalinæ.

*Tabanus modestus*, *Wied. Auss. Zweifl. i. 146, 56.*

Brazil.

179. *TABANUS TRIFARIUS*.

Fœm. *Niger*; oculi hirsuti; antennæ basi testacei; abdomen trifariam albido maculatum; pedes testacei, tarsi nigricantibus; alæ subhyalinæ.

*Tabanus trifarius*, *Macq. Dipt. Exot. i. 1, 141, 37.*

Chili.

180. *TABANUS COMITANS*.

*Nigellus*; antennæ ferruginæ; thorax albo trivittatus; abdomen incisuris maculisque albis; tibiæ flavescens, anticæ dimidio apicali fusco; alæ limpidæ.

*Tabanus comitans*, *Wied. Auss. Zweifl. i. 175, 96.*

Brazil.

181. *TABANUS RUBIGINIPENNIS*.

Fœm. *Niger*; thorax rufo tomentosus; tibiæ fuscae; alæ rubiginosæ.

*Tabanus rubiginipennis*, *Macq. Dipt. Exot. Suppl. 1, 39, 81.*

New Grenada. Temperate Region.

182. *TABANUS FLAVIFACIES*.

Fœm. *Niger*; antennæ basi cineræ; thorax vittis cæsiis; abdomen trifariam maculis dorsalibus albis; tibiæ testaceæ; alæ fuscæ.

*Tabanus flavifacies*, *Macq. Dipt. Exot. Suppl. 1, 36, 73.*

Colombia.



183. *TABANUS VALTERII*.

*Fœm.* *Niger*; antennæ basi testacea, furca subelongata; abdominis latera, ventri tibiæque testacea; femora tarsi que fusca; alæ cinereæ, basi et costa subfusca.

*Tabanus Valterii*, Macq. *Dipt. Exot.* i. 2, 184.

Brazil.

184. *TABANUS CHILENSIS*.

*Fœm.* *Niger*; antennæ basi testacea; abdominis segmentorum margines postici pedesque fulvi; tibiæ apice tarsi que nigra; alæ subcinereæ.

*Tabanus chilensis*, Macq. *Dipt. Exot.* i. 1, 141, 38.

Chili.

185. *TABANUS IMPORTUNUS*.

*Fœm.* *Niger*; antennæ fulvæ, apice nigrae; abdominis incisura fulvæ; tibiæ posteriores fulvæ, anticae basi albæ; alæ subcinereæ, venæ cubitalis ramo 1o furcato.

*Tabanus importunus*, Macq. *Dipt. Exot. Suppl.* 2, 18, 98.

Brazil.

186. *TABANUS ALBOATER*.

*Niger*; albo hirtus; antennæ et pedes nigra; caput album; thoracis latera ferruginea; pectus canum; abdomen fasciulis albis trivittatum; alæ cinereæ.

*Tabanus alboater*, Walk. *Zool.* viii. *Append.* lxvi.

a. Pará. From Mr. Bates' collection.

187. *TABANUS AURIBARBIS*.

*Niger*, latus; barba aurea; scutellum testaceum; alæ subhyalinae; macula fusca.

*Tabanus auribarbis*, Macq. *Dipt. Exot. Suppl.* 3, 12, 94.

Quito, Peru.

188. *TABANUS LEUCASPIS.*

*Nigellus*; *scutellum, abdominis fasciæ tibiæque basi alba; alæ limpidae.*

*Tabanus leucaspis, Wied. Auss. Zweifl. i. 179, 113.*

Brazil.

189. *TABANUS CINEREUS.*

*Cinereus*? *thorax fusco quadrivittatus; abdominis segmenta fusco quadrimaculata; alæ limpidissimæ.*

*Tabanus cinereus, Wied. Dipt. Exot. i. 89, 48; Auss. Zweifl. i. 167, 85.*

South America.

190. *TABANUS TRIVITTATUS.*

*Nigellus*; *antennæ tibiæque ferruginæ; abdomen fuscum, albo trivittatum.*

*Tabanus trivittatus, Fabr. Syst. Antl. 104, 40. Wied. Dipt. Exot. i. 85, 41; Auss. Zweifl. i. 172, 91.*

Brazil.

191. *TABANUS PLANGENS.*

*Fœm. Nigro-piceus, subtus albo tomentosus; palpi albidii; antennæ rufæ, parvæ, arcuatæ, subdilatatæ, apice nigre; abdomen albido trivittatum, lateribus subtus testaceis; pedes nigri, femoribus apice tibiisque posterioribus fulvis, tibiis anticis basi albis; alæ cinereæ.*

*Fem.* Piceous black, whitish, and clothed with white tomentum and down beneath. Head with a small black callus in front between the eyes. Eyes composed of extremely small facets. Palpi whitish. Antennæ small, red, curved, black towards the tips; third joint slightly dilated, forming a nearly right angle. Abdomen with three whitish bands, the lateral pair indistinct; sides testaceous beneath. Legs black; tibiæ and tips of the femora of the four posterior legs tawny; fore tibiæ white towards the base. Wings gray; stigma brown; veins black; cubital vein forming an obtuse or slightly obtuse angle near the base; in the latter case it rejects the

rudiment of a branch; subanal vein joining the anal at some distance from the border. Length of the body 5—5½ lines; of the wings 9—10 lines.

*a, b.* Parà. From Mr. Bates' collection.

192. *TABANUS OLIVACEIVENTRIS.*

*Mas.* *Niger*; *thorax tomentosus*; *antennæ dente longo*; *abdomen olivaceum*; *alæ flavescenti-cinereæ.*

*Tabanus olivaceiventris, Macq. Dipt. Exot. Suppl. 2, 18, 96.*

Parà.

193. *TABANUS CAIENNENSIS.*

*Niger, fulvo hirtus*; *antennæ fulvæ*; *abdomen basi ferrugineum, incisuris flavo pilosis*; *femora postica rufa*; *alæ sublimpidæ.*

*Tabanus caiennensis, Fabr. Ent. Syst. iv. 366, 19; Syst. Antl. 98. 22. Wied. Dipt. Exot. i. 91, 52; Auss. Zweifl. i. 178, 101.*

Cayenne, Brazil.

194. *TABANUS THEOTÆNIA.*

*Niger*; *abdomen basi sulphureum*; *alæ nigræ, summo apice dilutiores.*

*Tabanus theotænia, Wied. Auss. Zweifl. i. 136, 38.*

Brazil.

195. *TABANUS TRISTIS.*

*Niger*; *abdomen basi flavum*; *alæ flavæ, apice infumatæ.*

*Tabanus tristis, Wied. Auss. Zweifl. i. 164, 81.*

Brazil.

196. *TABANUS CALLOSUS.*

*Fœm.* *Niger*; *antennæ fulvæ, abdominis latera testacea*; *tibiæ fulvæ albo pubescentes, apice nigræ*; *alæ hyalineæ.*

*Tabanus callosus, Macq. Dipt. Exot. Suppl. 3, 11, 91.*

Bio Negro.

197. *TABANUS RECEDENS.*

*Niger; caput cano tomentosum; antennæ basi fulvæ; thorax cano trivittatus; abdomen fulvum, vitta dorsali apiceque nigris, segmentorum marginibus posticis testaceis; pedes fulvi, tibiis anticis apice tarsis anticis femoribusque nigris; alæ cineræ, venis fulvis fusco nebulosis.*

*Fem.* More slender than *T. triligatus*, to which it is nearly allied. Black. Head much more than twice broader than long, clothed with hoary tomentum and down. Palpi testaceous. Antennæ tawny towards the base. Thorax with three hoary stripes, clothed with hoary hairs; a few black hairs on each side, and a tawny callus before each wing. Abdomen tawny, with a black stripe, which is dilated towards the tip, and there occupies the whole surface; hind borders of the segments testaceous. Legs tawny; femora, fore tarsi and tips of the fore tibiæ black. Wings gray: veins tawny, slightly clouded with brown; transverse veinlets darker and more clouded; first branch of the cubital vein simple, forming an obtuse angle near its base; subanal joining the anal at some distance from the border. Halteres tawny, black towards the tips, which are testaceous. Length of the body  $6\frac{1}{2}$  lines; of the wings 12 lines.

a. West Coast of America. Presented by Capt. Kellett and Lieut. Wood.

198. *TABANUS FUSCUS.*

*Fuscus; abdomen nigellum; alæ fuscæ.*

*Tabanus fuscus*, *Wied. Zool. Mag.* iii. 41, 1; *Dipt. Exot.* i. 68, 12; *Auss. Zweifl.* i. 121, 14.

Brazil.

199. *TABANUS CLAUSUS.*

*Fem.* *Fuscus; antennæ pedesque nigra; abdomen caruleo-nigrum; alæ fuscæ, venæ cubitalis ramo 2o venaque externo-media la conjunctis.*

*Tabanus clausus*, *Macq. Dipt. Exot. Suppl.* 2, 17, 95.

Brazil.

## 200. TABANUS STIGMA.

*Fuscus; antennæ ferrugineæ apice nigre; thorax albido trivittatus; abdomen cinerascens vitta media maculisque fuscis; alæ subquadrupunctate.*

*Tabanus stigma*, *Fabr. Syst. Antl.* 104, 50. *Wied. Dipt. Exot.* i. 92, 53; *Auss. Zweifl.* i. 180, 104.

South America. Isle St. Thomas.

## 201. TABANUS VIDUUS.

*Cinereus; palpi antennæque nigra, harum articulus 3us piceus; abdomen ferrugineum, apice nigrum; pedes picci, femoribus nigris; alæ cineræ, basi et ad costam fusæ.*

*Tabanus viduus*, *Walk. Zool.* viii. *Append.* lxxviii.

a, b. Parà. From Mr. Bates' collection.

## 202. TABANUS DORSIGER.

*Fuscus; thorax obsolete albido vittatus; abdomen albo trivittatum; alæ limpide.*

*Tabanus dorsiger*, *Wied. Dipt. Exot.* i. 83, 38; *Auss. Zweifl.* i. 173, 92.

Brazil.

## 203. TABANUS TRIMACULATUS.

*Fuscus; thorax albido lineatus; abdomen cinerco marginatum, maculis tribus albis; tibiæ albæ.*

*Tabanus trimaculatus*, *Pal. Beauv. Ins.* 56, pl. 1, f. 5. *Wied. Auss Zweifl.* i. 137, 40. *Macq. Dipt. Exot.* i. 1, 142, 42. (United States?)

South America.

## 204. TABANUS IXYOSTACTES.

*Fuscus; thorax albido vittatus; antennæ luteæ; abdomen vitta e maculis trigonis et utrinque guttis transversis albis; alæ limpide.*

*Tabanus ixyostactes*, *Wied. Auss. Zweifl. i. 190, 119.*

Brazil.

## 205. TABANUS PUNGENS.

*Glauco-fuscus; thorax obsolete vittatus; antennæ rufescentes, apice nigre; abdomen vitta maculari et maculis obliquis albis; pedes nigro-fusci; tibiæ pallidæ, anticæ apices versus nigre; alæ limpide.*

*Tabanus pungens*, *Wied. Auss. Zweifl. i. 175, 97.*

Monte Video.

## 206. TABANUS TRINOTATUS.

*Rubido-fuscus; thorax albido lineatus; abdomen trifariam maculatum; alæ limpide.*

*Tabanus trinotatus*, *Wied.*

a. Ega, on the Amazon. From Mr. Bates' collection.

## 207. TABANUS MONOCHROMA.

*Rubido-fuscus, nigro hirtus; alæ fuscæ, furcæ apicalis ramo interno a vena sequente remoto.*

*Tabanus monochroma*, *Wied. Auss. Zweifl. i. 555, 27,*

Monte Video.

## 208. TABANUS COLOMBENSIS.

*Fœm. Fuscus; antennæ fulvæ, apice nigre; abdomen vittis duabus albidis; pedes fulvi, femora antica tarsi que nigra, tibiæ anticæ basi albidæ apice nigre; alæ subhyaline. Long. 6 lin.*

*Tabanus Colombensis*, *Macq. Dipt. Exot. Suppl. 1, 37, 76.*

Colombia.

209. *TABANUS OCCIDENTALIS.*

*Fuscus; antennæ fulvæ; thorax fulvo hirtus; abdomen albido trivittatum; pedes fulvi, antici nigri; alæ subfuscescentes.*

*Tabanus occidentalis, Linn.*

Brazil.

210. *TABANUS SURINAMENSIS.*

*Fœm. Antennæ rufæ, apice nigrae; thorax fuscus; abdomen rufum, maculis dorsalibus flavescens, lateralibusque rufis; pedes rufi; alæ subcinereæ, venæ cubitalis ramo 1o furcato.*

*Tabanus surinamensis, Macq. Dipt. Exot. i. 1, 132, 22.*

Surinam.

211. *TABANUS FLAVIBARBIS.*

*Fœm. Fuscus; antennæ nigrae, basi testaceæ; abdomen maculis dorsalibus vittisque lateralibus albidis; pedes fulvi; tarsi nigricantibus; alæ subcinereæ, costa fulva.*

*Tabanus flavibarbis, Macq. Dipt. Exot. Suppl. 1, 41, 85.*

Cayenne.

212. *TABANUS OBSOLETUS.*

*Fuscus; antennæ luteæ, apice nigrae; abdomen trivittatum, vitta media angustiore et obsoleta; pedes nigro-fusci, tibiis rufescentibus; alæ hyalinae, ad costam fuscescentes.*

*Tabanus obsoletus, Wied. Dipt. Exot. i. 85, 42; Auss. Zweifl. i. 174, 95.*

Bahia.

213. *TABANUS APHANOPTERUS.*

*Fuscus, fulvo hirtus; antennæ rufo-flavæ, apice nigrae; thorax glaucescens; abdomen apice obscurius; alæ saturate fuscae.*

*Tabanus aphanopterus, Wied. Auss. Zweifl. i. 148, 59.*

Brazil.

214. *TABANUS VESTITUS.*

*Schisticolor*; abdomen badium, albo maculatum; alæ infumatae.

*Tabanus vestitus*, *Wied. Zool. Mag.* iii. 42, 2; *Dipt. Exot.* i. 70, 15; *Auss. Zweifl.* i. 128, 26.

Brazil.

215. *TABANUS IMPRESSUS.*

*Saturate fuscus*; thorax striis tribus impressis; abdomen sub-badium; furcæ apicalis ramus internus vena sequente conjunctus.

*Tabanus impressus*, *Wied. Auss. Zweifl.* i. 126, 23.

Brazil.

216. *TABANUS SORBILLANS.*

*Rubido-fuscus*; abdomen vitta maculari alba; alæ pallide flavo-fuscescentes; halteres flavi, apice albi; pedes rubidi.

*Tabanus sorbillans*, *Wied.*

Brazil.

217. *TABANUS FUMATUS.*

*Omnino glandicolor*; alæ flavidæ, costa apiceque fuscis; tibiæ albæ.

*Tabanus fumatus*, *Hoffmansegg, Wied. Dipt. Exot.* i. 91. 50; *Auss. Zweifl.* i. 177, 99.

Brazil.

218. *TABANUS PSOLOPTERUS.*

*Saturate fuscus*; antennæ rufo-flavæ; abdomen vitta flavida; alæ flavidæ, apice infumatae.

*Tabanus psolopterus*, *Wied. Auss. Zweifl.* i. 181, 105.

Monte Video.



219. *TABANUS ALBOVARIUS*.

*Fœm.* *Fusco-ferrugineus*; *palpi fusci, basi testacei*; *antennæ subarcuatae, simplices, vix dilatatae*; *thorax albo quadrivittatus*; *scutellum et pectus albo tomentosa*; *abdomen e maculis albis trivittatum*; *pedes fulvi, tarsi nigris*; *alæ subcinereæ*.

*Male.* Brownish ferruginous. Head clothed with white down and tomentum, with a long and very narrow ferruginous callus between the eyes, which are æneous, nearly contiguous above, and composed of extremely small facets. Palpi brown, testaceous at the base. Antennæ brown, slightly curved; third joint a little dilated, forming a slightly obtuse angle. Thorax with two white stripes on each side. Scutellum and pectus with white tomentum. Abdomen with three rows of white spots, the middle spots triangular; hind borders of the ventral segments with white tomentum. Legs tawny; tarsi black. Wings slightly gray; stigma ferruginous; veins black; first branch of the cubital simple, forming an obtuse angle near its base; subanal vein joining the anal near the border. Length of the body  $5\frac{1}{2}$  lines; of the wings 1 line.

*a.* Ega, on the Amazon. From Mr. Bates' collection.

220. *TABANUS BASIVITTA*.

*Fuscus*; *antennæ ferruginæ, basi fulvæ*; *pectus cinereum*; *abdomen ferrugineum, basi nigro vittatum*; *pedes ferruginei, tarsi nigris*; *alæ cinereæ, basi costaque fuscis*.

*Tabanus basivitta*, *Walk. Zool. viii. Append. lxxviii.*

*a.* Pará. From Mr. Bates' collection.

221. *TABANUS DESERTUS*.

*Cinereus*; *thoracis latera fulva*; *pectus canum*; *abdomen fuscum, maculis trigonis fulvis trivittatum, lateribus ferrugineis, ventre fulvo*; *pedes fulvi*; *alæ cinereæ*.

*Tabanus desertus*, *Walk. Zool. viii. Append. lxxix.*

*Pará.* From Mr. Bates' collection.

222. *TABANUS MISSIONUM.*

*Fœm.* *Cinereus*; *antennæ fulvæ apice fuscæ*; *abdomen fulvum, vitta dorsali nigricante*; *pedes fulvi, tibiis anticis nonnunquam basi albis apice nigris, tarsis anticis fuscis*; *alæ hyalinæ, venæ cubitalis ramo 1o furcato.*

*Tabanus missionum, Macq. Dipt. Exot. i. 2, 186.*

Brazil.

223. *TABANUS NUNTIUS.*

*Mas.* *Niger*; *oculi ænei*; *palpi albi*; *antennæ parvæ, fulvæ, subarcuatæ, simplices, rix dilatatæ*; *thoracis latera fulva*; *abdomen fulvum, vitia lata nigra*; *pedes fulvi, tibiis anticis apice, tarsis anticis femoribusque nigris*; *alæ subcinereæ.*

*Male.* Black. Head clothed beneath with white tomentum and down. Eyes æneous, composed of extremely small facets. Palpi white. Antennæ small, tawny, black at the tips, slightly curved; third joint hardly dilated, forming an obtuse angle above. Thorax slightly covered with gray tomentum; sides tawny. Pectus with whitish tomentum. Abdomen tawny, with a broad black dorsal stripe. Legs tawny; femora, fore tarsi, and tips of fore tibiæ black. Wings grayish; veins black, tawny at the base and along the costa; cubital vein simple, forming a very obtuse angle near its base; subanal joining the anal at some distance from the border. Halteres white. Length of the body  $4\frac{1}{2}$  lines; of the wings 9 lines.

*a. Santarem, Brazil. From Mr. Bates' collection.*

224. *TABANUS ALBOMACULATUS.*

*Mas.* *Ferrugineus*; *oculi ænei*; *palpi picei, basi testacei*; *antennæ nigrae, furcatae, subarcuatæ, valde acuminatæ*; *thorax nigro trivittatus*; *pectus nigro varium*; *abdomen nigrum, vittis duabus macularibus albis*; *pedes nigri*; *alæ obscure fuscæ, apicibus, marginibus posticis maculisque nonnullis cinereis.*

*Male.* Ferruginous. Head with testaceous tomentum and down. Eyes æneous, composed of extremely small facets. Palpi

piceous, testaceous at the base. Antennæ black, much acuminated, slightly curved; third joint armed with an acuminated moderately long horn. Thorax with three blackish stripes. Pectus mostly black. Abdomen black, with two rows of white spots. Legs black. Wings dark brown; tips, hind border and disks of some of the areolets gray; veins black; cubital vein simple, forming a slightly obtuse and somewhat rounded angle; subanal joining the anal at some distance from the border. Halteres tawny, with whitish knobs. Length of the body 10 lines; of the wings 18 lines.

a. Brazil. From Mr. Bates' collection.

### 225. TABANUS SEMISORDIDUS.

*Ferrugineus; oculi ænei; palpi albi; antennæ piceæ, simplices, valde arcuatæ, vix dilatatæ, basi fulvæ; thorax nigro quadrivittatus; abdomen vitta interrupta nigra; pedes fulvi, tibiis anticis apice femoribus anticis tarsisque piceis; alæ cineræ, antice fuscæ maculis pallidioribus.*

*Female.* Ferruginous. Head clothed with whitish tomentum and down, with a much elongated callus between the eyes. Eyes æneous, composed of extremely small facets. Palpi white. Antennæ piceous, much curved, tawny towards the base; first and second joints angular above; third slightly dilated, forming an acute angle. Thorax with four black stripes. Abdomen with an interrupted black stripe, which is most conspicuous towards the tip. Legs tawny; tarsi, fore femora and tips of fore tibiæ piceous. Wings gray; fore part for two-thirds of the length and half the breadth brown, excepting the disks of some of the areolets; veins black; cubital vein simple, forming a slightly obtuse angle near the base; subanal joining the anal at some distance from the base. Length of the body  $7\frac{1}{2}$  lines; of the wings 15 lines.

a. Santarem, Brazil. From Mr. Bates' collection. •

### 226. TABANUS ANGUSTUS.

*Fœm. Antennæ pedesque rufa; thorax testaceus; abdomen elongatum, nigricans, vittis tribus albidis; alæ hyalinæ.*

*Tabanus angustus, Macq. Dipt. Exot. i. 1, 136, 29, pl. 17, f. 3.*

Distinguished from *T. modestus*, *trivittatus*, &c. by its tawny fore legs.

Monte Video.

227. *TABANUS FERVENS.*

*Glaucus, fulvo hirtus; abdomen fuscanum, apice nigellum, vitta postice latiore fulva.*

*Tabanus fervens*, Linn. *Syst. Nat.* ii. 1000, 9. *Deg. Ins.* vi. 228, 4, pl. 30, f. 4. *Fabr. Ent. Syst.* iv. 365, 12; *Syst. Antl.* 95, 11. *Wied. Auss. Zweifl.* i. 185, 112.

Brazil.

228. *TABANUS CASTANEUS.*

*Castaneus; frons, facies, palpi et antennæ ferruginea, hæc dente elongato; abdomen ferrugineum; pedes fulvi, femoribus tarsisque posticis fuscis; alæ hyaline, costa flava.*

*Tabanus castaneus*, Macq. *Hist. Nat. Dipt.* i. 8, 4. •

Cayenne.

229. *TABANUS BIVITTATUS.*

Fœm. *Niger; abdomen vittis duabus lateralibus testaceis; pedes fulvi, tarsi anticis nigris; alæ flavescens, venæ cubitalis ramo 1o subfurcato.*

*Tabanus bivittatus*, Marq. *Dipt. Exot. Suppl.* 1, 35, 72.

Brazil.

230. *TABANUS BONARIENSIS.*

Fœm. *Niger; thorax vittis duabus maculisque duabus fulvis; abdominis segmentorum 2i, 3i, 4ique latera pedesque fulva; alæ subcinereæ, basi et ad costam subflava.*

*Tabanus bonariensis*, Macq. *Dipt. Exot.* i. 1, 138, 33.

Buenos Ayres.

231. *TABANUS ANGUSTIFRONS.*

Fœm. *Niger; thoracis latera tibiæque basi testacea; venter incisuris albidis; alæ subcinereæ.*

*Tabanus angustifrons*, Macq. *Dipt. Exot. Suppl.* 3, 12, 93.

Cayenne.

232. *TABANUS TESTACEO-MACULATUS.*

Fœm. *Niger*; antennæ basi testaceæ; oculi hirsuti; abdomen maculis lateralibus testaceis, incisurisque albidis; pedes rufi, tarsis nigricantibus; alæ hyalinæ.

*Tabanus testaceo-maculatus*, Macq. *Dipt. Exot.* i. 1, 140, 36.

Chili.

233. *TABANUS PERUVIANUS.*

Fœm. *Niger*; antennæ testaceæ, apice fuscæ, dente elongato; abdomen tibiæque testacea; alæ fuscæ.

*Tabanus Peruvianus*, Macq. *Dipt. Exot. Suppl.* 3, 13, 95.

Quito, Peru

234. *TABANUS ELONGATUS.*

Fœm. *Longus, niger*; antennæ fulvæ, apice nigræ; abdomen testaceum, vitta dorsali flava; pedes fulvi; alæ flavidæ.

*Tabanus elongatus*, Macq. *Dipt. Exot. Suppl.* 1, 38, 79, pl. 4, f. 4.

New Grenada. Temperate Region.

235. *TABANUS RUFIVENTRIS.*

Fœm. *Niger*; antennæ testaceæ apice nigræ; abdomen testaceum, macula dorsali apiceque fuscis; pedes fulvi; alæ rufescentes.

*Tabanus rufiventris*, Macq. *Dipt. Exot. Suppl.* 1, 38, 78.

Santa Fe de Bogota.

236. *TABANUS HILARII.*

Fœm. *Niger*; antennæ basi subtus testaceæ; abdomen testaceum, vitta dorsali angusta nigra; tibiæ testaceæ; alæ subcinereæ, costa flavescens, venæ cubitalis ramo 1o furcato.

*Tabanus Hilarii*, Macq. *Dipt. Exot.* i. 2, 185.

Brazil.

237. *TABANUS MARGINATUS.*

Fœm. *Niger*; *antennæ basi fulvæ*; *abdomen fulvum, vitta lateribusque nigris*; *tibiæ testaceæ*; *alæ subflavescentes, venæ cubitalis ramo 1o furcato.*

*Tabanus marginatus, Macq. Dipt. Exot. Suppl. 3, 12, 92.*

Brazil.

238. *TABANUS FLAVIVENTRIS.*

Fœm. *Niger*; *abdomen fulvum incisuris flavis*; *alæ flavescentes, basi nigro-fuscæ.*

*Tabanus flaviventris, Macq. Dipt. Exot. Suppl. 3, 11, 90.*

Rio Negro.

239. *TABANUS FULVIVENTRIS.*

Fœm. *Angustus, fulvus*; *antennæ apice nigræ*; *thorax fuscus*; *abdomen vitta dorsali albida*; *tarsi fuscis*; *alæ hyalinæ, venæ cubitalis ramo 1o furcato.*

*Tabanus fulviventris, Macq. Dipt. Exot. Suppl. 1, 36, 75.*

Brazil.

240. *TABANUS RUBRIPES.*

Fœm. *Antennis testaceæ, apice fuscæ*; *thorax fuscus*; *abdomen rufescens*; *pedes rubræ*; *alæ fuscæ, venæ cubitalis ramo 1o furcato.*

*Tabanus rubripes, Macq. Dipt. Exot. i. 1, 134, 25.*

Cayenne.

241. *TABANUS GUYANENSIS.*

Fœm. *Fuscus*; *antennæ nigræ*; *thorax vitta cinerea*; *abdomen maculis dorsalibus cinereis, lateribus testaceis*; *tibiæ testaceæ*; *alæ subcinereæ, basi et costa fuscis.*

*Tabanus Guyanensis, Macq. Dipt. Exot. Suppl. 1, 41, 84, pl. 4, f. 9.*

Guiana.

## 242. TABANUS CINERARIUS.

*Glauco-cærulescens; abdomen ferrugineum, ritta media anoque glauco-cærulescentibus; alæ infumatae.*

*Tabanus glaucus*, *Wied. Zool. Mag.* iii. 42, 3; *Dipt. Exot.* i. 69, 13.

*Tabanus cinerarius*, *Wied. Auss. Zweifl.* i. 121, 15.

Brazil.

## 243. TABANUS RUBIDUS.

*Fœm. Niger; thoracis lineæ et abdomen testaceo; tibiæ fuscæ; alæ fuscane.*

*Tabanus rubidus*, *Macq. Dipt. Exot. Suppl.* 2, 19, 100.

Cayenne.

## 244. TABANUS FALLAX.

*Fœm. Testaceus; antennæ et thorax nigra, hujus latera et scutellum testacea, tarsi nigri; alæ fuscane, vena cubitalis ramo 2o venaque externo-mediali 1a conjunctis.*

*Tabanus fallax*, *Macq. Dipt. Exot. Suppl.* 2, 20, 101.

Cayenne.

## 245. TABANUS DISCUS.

*Ferruginosus; thoracis discus, scutellum basi, pedesque fusconigra; alæ flavidæ.*

*Tabanus Discus*, *M. B. Wied. Auss. Zweifl.* i. 123, 18.

Brazil.

## 246. TABANUS RUBESCENS.

*Fœm. Niger; antennæ basi thoracisque latera testacea; abdomen rubescens, maculis dorsalibus nigris; pedes rufi.*

*Tabanus rubescens*, *Macq. Dipt. Exot.* i. 1, 139, 34.

Monte Video.

247. *TABANUS TENENS.*

*Cinereus*; antennæ, thoracis latera et pedes ferruginea; abdomen ferrugineum, vittæ cinerea; femora cinerea; tarsi piceî, antici nigri; alæ cinereæ, basi costa venarumque marginibus flavo-fuscis.

*Tabanus tenens*, Walk. Zool. viii. Append. lxxv.

a. Parâ. From Mr. Badgerley's collection.

248. *TABANUS CONSEQUA.*

*Fulvus*; caput album; antennæ rufæ; thoracis discus fuscus; pectus canum; abdomen vittis duabus fulvo-piceis ornatum; tarsi pedesque antici nigri; tibiæ anticæ basi albæ; alæ subcinereæ, basi et ad costam subfulvæ.

*Tabanus consequa*, Walk. Zool. viii. Append. cxxi.

a. Parâ. From Mr. Bates' collection.

249. *TABANUS PELLUCIDUS.*

*Rubido-fuscus*; abdomen ochraceum; alæ infumate.

*Tabanus pellucidus*, Fabr. Syst. Antl. 97, 21. Wied. Dipt. Exot. i. 70, 16; Auss. Zweifl. i. 129, 27.

South America.

250. *TABANUS RUBRITHORAX.*

Fœm. *Testaceus*; antennæ apice nigre; abdomen nigricans, maculis dorsalibus flavescens; pedes fulvi, tarsi fuscis; alæ hyaline, venæ cubitalis ramo 1o furcato.

*Tabanus rubrithorax*, Macq. Dipt. Exot. i. 1, 139, 35.

Brazil.

251. *TABANUS LUCTUOSUS.*

Fœm. *Niger*; antennæ dente elongato; thorax testaceus, fusco trivittatus; alæ cyaneo-nigræ.

*Tabanus luctuosus*, Macq. Dipt. Exot. i. 1, 135, 27.

Brazil.



## 252. TABANUS UNICOLOR.

*Saturatissime ferrugineus; alæ limpidae, venis et stignate flavis.*

*Tabanus unicolor, Wied. Auss. Zweifl. i. 141, 47.*

Brazil.

## 253. TABANUS AURORA.

*Fœm. Rufus; thorax testaceus; alæ rufescentes.*

*Tabanus aurora, Macq. Dipt. Exot. i. 1, 138, 32.*

Brazil.

## 254. TABANUS FUSCOFASCIATUS.

*Fœm. Fulvus; antennæ apice nigrae; thorax testaceus; abdomen fascia dorsali fusca; alæ subcinereæ, basi et ad costam subrufa.*

*Tabanus fuscifasciatus, Macq. Dipt. Exot. i. 1, 136, 30.*

Brazil.

## 255. TABANUS VIRIDIVENTRIS.

*Fœm. Fulvus; antennæ dente elongato; thorax testaceus; abdominis segmenta 2um, 3umque viridia.*

*Tabanus viridiventris, Macq. Dipt. Exot. i. 1, 137, 31.*

Rio Janiero.

## 256. TABANUS TESTACEUS.

*Fœm. Testaceus; frons angusta; alæ fuscanae.*

*Tabanus testaceus, Macq. Dipt. Exot. i. 1, 133, 23.*

*Tabanus fuscus, Var. ?*

Cayenne.

## 257. TABANUS RUFIPENNIS.

*Fœm. Testaceus; antennæ fusca, dente elongato; pedes nigrae; alæ rufescentes.*

*Tabanus rufipennis, Macq. Dipt. Exot. i. 1, 134, 26.*

Brazil.

## 258. TABANUS SULPHUREUS.

*Sulphureus; antennæ apice nigrae; alæ flavidae.*

*Tabanus sulphureus*, *Macq. Dipt. Exot. Suppl.* 2, 19, 99.

Brazil.

## 259. TABANUS MEXICANUS.

*Fuscescens aut viridi-albus; thorax flavido aut cinereo hirtus; abdomen pellucidum, apice fuscum; alæ limpidae, punctatae venis viridibus.*

*Tabanus mexicanus*, *Linnaeus, Syst.* ii. 1000, 10. *Fabr. Sp. Ins.* ii. 457, 16; *Ent. Syst.* iv. 367, 22; *Syst. Antl.* 98, 25. *Wied. Dipt. Exot.* i. 76, 29; *Auss. Zweifl.* ii. 147, 58.

*Tabanus olivaceus*, *Degeer, Ins.* vi. 230, 6, pl. 30, f. 6. *Macq. Dipt. Exot.* i. 1, 143, 43.

*Tabanus punctatus*, *Fabr. Ent. Syst.* iv. 368, 25.

*Tabanus inanis*, *Fabr. Ent. Syst.* iv. 368, 26.

*Tabanus ochroleucus*, *Meigen, Dipt.* ii. 62, 41.

Mexico? and South America.

Var.? *Viridi-flavus; antennæ fulvae, basi flavæ; abdomen apice fulvum; pedes viridi-flavi; alæ albidæ.*

*Tabanus viridi-flavus*, *Walk. Zool.* viii. *Append.* lxvi.

a. Brazil.

## 260. TABANUS ALBICANS.

*Mas. Albidus; antennæ testaceæ, apice nigrae; abdomen medio testaceum, apice fuscum; pedes nigri, tibiæ antice albæ; alæ hyalinae.*

*Tabanus albicans*, *Macq. Dipt. Exot. Suppl.* 1, 37, 76, pl. 4, f. 2.

Colombia.

261. *TABANUS FULVILATERALIS*.

*Fœm.* *Niger*; abdominis segmenta fulvo marginata, lateribus basi tibiisque fulvis; alæ subcinereæ, venis fusco marginatis.

*Tabanus fulvilateralis*, *Macq. Dipt. Exot.* i. 1, 133, 24.

Allied to *T. tropicus*.

Cayenne.

262. *TABANUS ALBIBARBIS*.

*Nigellus*; abdomen rubidum, trifariam albo maculatum; alæ venis fuscano limbatis, venæ cubitalis ramo 2o venaque externo-mediali la conjunctis.

*Tabanus albibarbis*, *Wied. Anal. Entom.* 21, 6; *Auss. Zweifl.* i. 125, 22.

South America.

263. *TABANUS MILES*.

*Fuscus*; thorax vittis duabus lateribusque flavido-albis; abdomen vitta maculari incisurisque albis; alæ venis obsolete fusco limbatis.

*Tabanus miles*, *Wied. Auss. Zweifl.* ii. 139, 44.

Brazil.

264. *TABANUS PLANIVENTRIS*.

*Lilacino-rubidus*; antennæ ferrugineæ; abdomen melleum, basi utrinque flavo pilosum; alæ flavo venosæ.

*Tabanus planiventris*, *Weid. Auss. Zweifl.* i. 139, 44.

Brazil.

265. *TABANUS CONCURRENS*.

*Mas.* *Obscure testaceus*; antennæ fulvæ, apice nigræ; abdomen apice piceum; pedes fulvi; alæ cinereæ, basi fasciaque cinereo unimaculata fuscis.

*Male.* Dingy testaceous. Eyes blackish, composed of extremely minute facets. Proboscis black. Palpi testaceous. Antennæ

tawny, simple, black towards the tips ; third joint with a very short spine. Abdomen piceous towards the tip. Legs tawny. Wings gray, brown at the base, and with a broad irregular brown band, which does not reach the hind border, and contains a gray spot. Halteres testaceous, with piceous knobs. Length of the body 3 lines; of the wings 6 lines.

a. West Coast of America. Presented by Capt. Kellett and Lieut. Wood.

266. *TABANUS TRILINEATUS.*

*Rufescente-fuscus ; caput subtus pectusque subcinerea ; tibiæ anticæ nigrae, basi ad medium albæ ; alæ marginem externum versus macula fusca.*

*Tabanus trilineatus, Latr.*

Brazil.

267. *TABANUS TÆNIOTES.*

*Fuscus ; antennæ luteæ ; abdomen fuscum, ritta albida ; alæ apice ad costam fuscæ.*

*Tabanus tæniotes, Wied. Auss. Zweifl. i. 188, 116.*

Brazil.

268. *TABANUS NIGRIPALPIS.*

*Fœm. Angustus, nigricans ; antennæ testaceæ, basi apiceque nigrae ; alæ hyalinæ, macula fusca.*

*Tabanus nigripalpis, Macq. Dipt. Exot. Suppl. 1, 40, 82, pl. 4, f. 7, 8.*

New Grenada. Temperate Region.

269. *TABANUS VARIUS.*

*Subglaucus ; antennæ luteæ, apice nigro-fuscæ ; thorax fascia scutelloque fuscis ; abdomen melleum, maculis late trigonis fuscis ; alæ fusco variegatæ.*

*Tabanus varius, Wied. Auss. Zweifl. i. 189, 117.*

Brazil.

270. *TABANUS RUFESCENS.*

*Ferrugineo-rubidus; scutellum albidum; alæ limpide, macula magna fusca.*

*Tabanus rufescens, Fabr. Syst. Antl. 100, 33. Wied. Dipt. Exot. i. 81, 35; Auss. Zweifl. i. 161, 77.*

South America.

271. *TABANUS MACULIPENNIS.* (Nomen bis lectum.)

*Fœm. Niger; abdomen fuscum, basi fulvum; tibiæ fulvæ; alæ subhyalinæ, venis transversis nigro maculatis.*

*Tabanus maculipennis, Macq. Dipt. Exot. Suppl. 1, 34, 70, pl. 3, f. 14.*

Brazil.

272. *TABANUS MACULIPENNIS.*

*Testaceo-fulvus; antennæ dentatæ; thorax indistincte vittatus; abdominis segmenta maculis dorsalibus fuscis; alarum venæ fusco-fulvæ late limbatæ.*

*Tabanus maculipennis, Macq. Hist. Nat. Dipt. i. 198, 6.*

Brazil.

273. *TABANUS QUADRIMACULATUS.*

*Fœm. Fuscus; antennæ testacæ apice nigra; abdomen testaceum, maculis dorsalibus fulvis, lateralibusque fuscis; alæ hyalinæ, maculis quatuor fuscis.*

*Tabanus quadrimaculatus, Macq. Dipt. Exot. Suppl. 1, 39, 80. pl. 4, f. 5.*

New Grenada.

274. *TABANUS PUNCTIPENNIS.*

*Fœm. Niger; abdomen basi rufescens, vitta dorsali maculisque lateralibus albidis; tibiæ posteriores fusco-fulvæ, anticæ basi albide; alæ hyalinæ, fusco punctatæ.*

*Tabanus punctipennis, Macq. Dipt. Exot. i. 2, 185.*

Brazil.

## 275. TABANUS QUADRIPUNCTATUS.

*Canescens; thorax fusco trivittatus; abdomen albedo quadrimaculatum; alæ fusco maculatæ.*

*Tabanus quadripunctatus, Fabr. Syst. Antl. 99, 29. Wied. Dipt. Exot. i. 77, 30; Auss. Zweifl. i. 151, 63.*

Brazil.

## 276. TABANUS MACULIPENNIS.

*Rubido-fuscus; antennæ pedesque ferruginea; thorax albo lineatus; abdomen vitta maculari alba; alæ fusco maculatæ.*

*Tabanus maculipennis, Wied. Auss. Zweifl. i. 138, 43.*

Brazil.

## 277. TABANUS MONOGRAMMA.

*Lilacinus; thorax nigro vittatus; abdomen ferruginosum vitta nigella; alæ fusco plagiatae.*

*Tabanus monogramma, Wied.*

Brazil.

## 278. TABANUS IMPORTUNUS.

*Lilacino-rubidus; thorax vittis quatuor; abdomen luteum vittis tribus nigris; alæ fusco plagiatae.*

*Tabanus importunus, Wied. Auss. Zweifl. i. 127, 24.*

Brazil.

## 279. TABANUS HISTRIO.

*Nigellus; thorax vittis, abdomen maculis albis; alæ nigro maculatæ.*

*Tabanus histrio, Wied. Auss. Zweifl. ii. 625, 24.*

Cassapawa, Brazil.

## 280. TABANUS FENESTRATUS.

*Fœm. Testaceus; antennæ rufæ; pedes nigri, tibiis anticis dilatatis; alæ fusca, macula apiceque hyalinis.*

*Tabanus fenestratus, Macq. Dipt. Exot. i. 1, 135, 28, pl. 15, f. 3.*

Brazil.

281. *TABANUS LIMPIDAPEX.*

*Radio-fuscus; antennæ rufo-flavæ; abdomen flavido diaphanum apice fuscum; alæ fuscæ, summo apice limpidæ.*

*Tabanus limpidapex*, *Wied. Auss. Zweifl.* i. 140, 46.

Brazil.

282. *TABANUS FUSCIPENNIS.*

*Lilacino-rubidus; abdomen ferrugineo-fuscum; alæ fuscæ, cæcisura lata apicis limpida.*

*Tabanus fuscipennis*, *Wied. Auss. Zweifl.* i. 179, 102.

Brazil.

283. *TABANUS GUTTIPENNIS.*

*Niger; thorax rubido vittatus; abdomen puncto albo; alæ fuscæ, albo guttatæ, apice sublimpidæ.*

*Tabanus guttipennis*, *Wied. Auss. Zweifl.* i. 153, 67.

Brazil.

284. *TABANUS PUBESCENS.*

*Mas. Luridus, brevis, pubescens; oculi cuprei; palpi fusci, antennæ fuscæ, parvæ, valde arcuatæ, articulo rix dilatato aut angulato; abdomen apice fuscum; pedes nigro-fusci; alæ cineræ, macula antemedia limpida, stigmatè magno fusco.*

*Male.* Lurid, short, pubescent. Eyes cupreous, bare, composed of small facets. Palpi brown. Antennæ brown, small, much curved; third joint hardly dilated or angular. Abdomen brown towards the tip. Legs blackish brown. Wings gray, with a limpid discal spot before the middle; stigma large, brown, veins black; first branch of the cubital simple, slightly curved and not angular near its base; subanal vein joining the anal very near the border. Halteres brown. Length of the body  $3\frac{1}{2}$  lines; of the wings 8 lines.

a. Santarem, Brazil. From Mr. Bates' collection.

285. *TABANUS FASCIPENNIS.*

*Fœm.* *Testaceus; abdomen femoraque fusca; alæ fuscæ, basi fasciæ apicæque hyalinis.*

*Tabanus fascipennis, Macq. Dipt. Exot. Suppl.* 1, 35, 71, pl. 4. f. 1.

Brazil. New Grenada.

286. *TABANUS APICALIS.*

*Rubido-fuscans; antennæ pallide rufo-flavæ; abdomen dilute flavidum; alæ costâ late et fasciâ lata ante apicem fuscis.*

*Tabanus apicalis, Wied. Auss. Zweifl.* i. 142, 49.

Brazil.

287. *TABANUS POTATOR.*

*Intense rubidus; thorax utrinque fusco vitatus; abdomen maculis trigonis albis; alæ fasciâ irregulari maculisque nigro-fuscis.*

*Tabanus potator, Wied. Auss. Zweifl.* i. 149, 60; ii. 624, 22.

Brazil.

288. *TABANUS PICTIPENNIS.*

*Nigricans; antennæ articulo 1o elongato; 3o dente longa apice obtusa; thorax vittis tribus flavescentibus, scutello postice flavo; abdomen angustum, segmentis flavo lineatis; tibiæ basi albæ; alæ margine externo, vittis duabus fasciæque fuscis conjunctis.*

*Tabanus pictipennis, Macq. Hist. Nat. Dipt.* i. 199, 7.

Brazil.

289. *TABANUS TRIANGULUM.*

*Fuscus; antennæ rufo-flavæ, apice nigre; abdomen ferruginosum, fulvido trivittatum, triangulo baseos nigro.*

*Tabanus triangulum, Wied. Auss. Zweifl.* i. 143, 52.

Brazil.



290. *TABANUS TRIGONOPHORUS.*

*Fœm.* *Niger*; antennæ basi testaceæ; thoracis latera rufescentia; abdomen testaceum, basi nigrum; pedes testacei; alæ flavescens.

*Tabanus trigonophorus*, *Macq. Dipt. Exot. i. 2, 185.*

Brazil.

291. *TABANUS VARIVENTRIS.*

*Fœm.* *Niger*; abdomen testaceum, maculis dorsalibus ventreque nigris; tibiæ fuscæ, posticæ ciliatæ; alæ flavescenti-cinereæ. Long. 6 lin.

*Tabanus variventris*, *Macq. Dipt. Exot. Suppl. 2, 18, 97.*

Brazil.

292. *TABANUS FESTIVUS.*

*Ater*; abdomen imo basi et marginibus lateralibus sulphureis; ventre medio fulvo; alæ nigra; tibiæ posticæ niveo ciliatæ.

*Tabanus festivus*, *Wied. Auss. Zweifl. i. 135, 37.*

Brazil.

293. *TABANUS COMPACTUS.*

*Fœm.* *Niger*; caput et pectus subtus cano tomentosa; antennæ furcatæ, articulo 3o basi rufo; thorax fulvo pilosus, lateribus ferrugineis; abdomen segmenta cano marginata; trochanteres, femora basi, genua, tibiæ mediæ tarsi que posteriores fulva; tibiæ anticæ posticæ que nigro-ciliatæ, hæ dilatatæ basi albo-ciliatæ, illæ subdilatatæ; alæ cinereæ, anticæ subluridæ.

*Fem.* Black. Head beneath with hoary tomentum and hairs; front with tawny hairs on each side. Eyes æneous, with very small facets. Antennæ stout; first and second joints with hoary down; third red at the base, armed with a long stout curved horn. Thorax ferruginous along each side, slightly clothed with tawny hairs. Pectus with hoary hairs and tomentum. Abdomen with a band of

hoary hairs on the hind border of each segment. Legs stout, with hoary hairs; trochanters, femora at the base, knees, middle tibiæ and posterior tarsi tawny; fore tibiæ slightly dilated, slightly fringed with black hairs; hind tibiæ dilated, fringed with black hairs and towards the base with white hairs; tarsi short and stout. Wings slightly lurid, gray along the hind borders and towards the tips; veins tawny, black towards the borders; first branch of the cubital vein simple, forming a very obtuse and rounded angle near its base; externo-medial veins separate; subanal vein united to the anal at a short distance from the border. Halteres tawny, with white knobs. Length of the body 6 lines; of the wings 10 lines.

*a.* Ega, on the Amazon. From Mr. Bates' collection.

#### 294. TABANUS ANTARCTICUS.

*Oculi quadrifasciati; scutellum macula nigra; abdomen maculis dorsalibus albis; tibiæ antice albæ; alæ albæ, costa fusca.*

*Tabanus antarcticus*, *Linn. Syst. Nat.* ii. 1001, 15. *Fabr. Ent. Syst.* iv. 369, 31. *Wied. Auss. Zweifl.* i. 577, 7.

South America.

Africa.

#### 295. TABANUS CERBERUS.

*Tabanus cerberus*, *Cat. of Diptera*, Pt. 1, 149.

#### 296. TABANUS CONFORMIS.

*Tabanus conformis*, *Cat. of Diptera*, Pt. 1, 150.

#### 297. TABANUS PLUTO.

*Tabanus Pluto*, *Cat. of Diptera*, Pt. 1, 153.

#### 298. TABANUS HEBES.

*Tabanus hebes*, *Cat. of Diptera*, Pt. 1, 159.

## 299. TABANUS SOCIUS.

*Tabanus socius*, *Cat. of Diptera*, Pt. 1, 160.

## 300. TABANUS RUBICUNDUS.

*Tabanus rubicundus*, *Cat. of Diptera*, Pt. 1, 161.

## 301. TABANUS SECEDENS.

*Tabanus tibialis*, (nomen bis lectum), *Cat. of Diptera*, Pt. 1, 162.

## 302. TABANUS MACROPS.

*Tabanus macrops*, *Cat. of Diptera*, Pt. 1, 164.

## 303. TABANUS STIGMA.

*Tabanus stigma*, *Cat. of Diptera*, Pt. 1, 184.

## 304. TABANUS NOCTIS.

*Tabanus Noctis*, *Diptera Saundersiana*, Pt. 1, 42.

## 305. TABANUS PERVASUS.

*Tabanus pervasus*, *Diptera Saundersiana*, Pt. 1, 43.

## 306. TABANUS DIURNUS.

*Tabanus diurnus*, *Diptera Saundersiana*, Pt. 1, 43.

## 307. TABANUS ALBIPALPUS.

*Tabanus albipalpus*, *Diptera Saundersiana*, Pt. 1, 41.

## 308. TABANUS SOCIALIS.

*Tabanus socialis*, *Diptera Saundersiana*, Pt. 1, 45.

## 309. TABANUS INFANS.

*Tabanus infans*, *Diptera Saundersiana*, Pt. 1, 45.

## 310. TABANUS SICCUS.

*Tabanus siccus*, *Diptera Saundersiana*, Pt. 1, 46.

## A. Tibiæ non dilatatæ nec ciliatæ.

## A. Alæ unifasciatæ.

A. Alæ hyalinæ, fascia fusca. - - - fasciatus, *Fabr.*

B. Alæ fuscæ, fascia hyalina. - - - fallax, *Macq.*

B. Alæ nigro-fuscæ, guttis tribus limpida. tripunctifer, *Walk.*

C. Alæ confertissime maculatæ. - maculatissimus, *Macq.*

D. Alæ striga fusca.

E. Alæ macula fuscana. - - - macularis, *Fabr.*

F. Alæ nec fasciatæ, nec maculatæ. - - tomentosus, *Macq.*

## A. Corpus nigrum.

## a. Alæ limpida.

## i. Alæ unicolores.

\* Femora cinerea. - - - lunatus, *Fabr.*

\*\* Femora nigra.

† Abdomen non vittatum. - capensis, *Wied.*

†† Abdomen bivittatum. obliquemaculatus, *Macq.*

\*\*\* Femora rufa.

† Abdominis latera testacea. sagittarius, *Macq.*

†† Abdominis latera non testacea. tæniatus, *Macq.*

## ii. Alæ basi et ad costam flavescentes.

\* Pedes rufi. - - - Roussellii, *Macq.*

\*\* Tibiæ posticæ fulvæ. - - mitidjensis, *Macq.*

## b. Alæ subhyalinæ.

i. Pedes rufi. - - - tenuicornis, *Macq.*

ii. Pedes nigri; tibiæ flavescentes. - villosus, *Macq.*

iii. Pedes flavi; femora nigra. - infestans, *Macq.*

## c. Alæ subcinereæ.

i. Abdominis latera non testacea. auripunctatus, *Macq.*

ii. Abdominis latera testacea. - subelongatus, *Macq.*

d. Alæ rufescentes. - - - tibialis, *Macq.*

## e. Alæ fuscæ.

i. Abdomen nigro pubescens. - Alexandrinus, *Wied.*

ii. Abdomen basi albido pubescens. - Algirus, *Macq.*

- f. Alæ nigrae. - - - - - biguttatus, *Wied.*
- B. Thorax niger.
- i. Abdomen fulvum.
- \* Abdomen maculis dorsalibus nigris. dorsomaculatus, *Macq.*
- \*\* Abdomen vitta dorsali albida. dorsivitta, *Walk.*
- ii. Abdomen fuscum.
- \* Abdomen fulvo vittatum. - fraternus, *Macq.*
- \*\* Abdomen fulvo non vittatum. - nanus, *Wied.*
- C. Thorax cæruleo-niger. Abdomen testaceum. testaceiventris, *Macq.*
- D. Thorax glaucescens. Abdomen flavidum, e maculis quadrivittatum. - - - - - agrestis, *Wied.*
- E. Corpus nigro-fuscum. - - - unimaculatus, *Macq.*
- F. Corpus fuscum quadrivittatum.
- i. Antennæ apice nigrae. - - - tæniola, *Pal. Beauv.*
- ii. Antennæ nigrae. - - - rufipes, *Pal. Beauv.*
- G. Thorax schistaceus. Abdomen nigro-fuscum. vittatus, *Fabr.*
- H. Thorax rubidus. Abdomen fuscum. - sugens, *Wied.*
- I. Thorax piceus. Abdomen ferrugineum. - ustus, *Walk.*
- J. Thorax viridiglaucus. Abdomen fulvum. thoracinus, *Pal. Beauv.*
- K. Corpus cinerascens. Abdominis latera lutea.
- L. Corpus cinereum. - - - - - agricola, *Wied.*
- i. Abdomen fuscum, flavido bifasciatum. albicans, *Macq.*
- ii. Abdomen rufum. - - - - - rufipes, *Macq.*
- M. Thorax cervinus. Abdomen fulvum. - - - par, *Walk.*
- N. Thorax albicans. Abdomen fuscum. Guineensis, *Wied.*
- O. Corpus albicans. - - - - - albicans, *Macq.*
- B. Tibiæ tiliatæ. - - - - - cilipes, *Macq.*
- C. Tibiæ dilatatæ. - - - - - latipes, *Macq.*

## 311. TABANUS FASCIATUS.

*Subhelvus; abdomen glandicolor; alæ fascia fusca.*

*Tabanus fasciatus*, *Fabr. Syst. Ent.* 188, 3; *Ent. Syst.* iv. 364, 8; *Syst. Antl.* 94, 6. *Wied. Dipt. Exot.* i. 73, 21; *Auss. Zweifl.* i. 133, 35.

Sierra Leone.

312. *TABANUS FALLAX.*

*Testaceus; antennæ fulvæ; pedes nigri, tibiæ fulvæ; alæ fuscæ, fascia hyalina.*

*Tabanus fallax*, *Macq. Dipt. Exot. Suppl.* 1, 32, 63.  
Caffraria.

313. *TABANUS TRIPUNCTIFER.*

*Niger, nigro hirtus; caput album; thorax fulvo pubescens; alæ nigro-fuscæ, guttis tribus limpidis, apice cinereæ.*

*Tabanus tripunctifer*, *Walk. Zool. viii. Append. xcv.* .  
a. Port Natal. From M. Gueiuzius' collection.

314. *TABANUS MACULATISSIMUS.*

*Niger; antennæ rufæ, apice fuscæ; thorax et abdomen albo maculata hoc apice rufum; pedes albicantes; alæ nigricantes albo maculatæ; basi apiceque albæ nigro maculatæ.*

*Tabanus maculatissimus*, *Macq.*  
South Africa.

315. *TABANUS MACULARIS.*

*Fuscus; thorax albido quadrivittatus; abdomen maculis lateralibus albidis; tibiæ rufescentes; alæ albidæ, striga fusca.*

*Tabanus macularis*, *Fabr. Syst. Antl.* 103, 43; *Ent. Syst.* iv. 370, 36; *Meig. Zweifl.* ii. 40, 13. *Wied. Dipt. Exot.* i. 88, 46; *Auss. Zweifl.* i. 167, 86.

Morocco.

316. *TABANUS TOMENTOSUS.*

*Niger, tomentosus; oculi hirsuti; abdomen incisuris flavidis; tibiæ fulvæ; alæ basi flavæ, macula fuscana.*

*Tabanus tomentosus*, *Macq. Dipt. Exot. Suppl.* 1, 30, 60, pl. 3, f. 11. *Exped. Scient. Alg. Ins.* 424, 30, pl. 1, f. 7.

Algiers.

## 317. TABANUS LUNATUS.

*Niger; thorax albido quinquerrittatus; abdomen maculis mediis  
trigonis albidis lateralibusque testaceis; pedes testacei, femori-  
bus cinereis; alæ albide.*

*Tabanus lunatus, Fabr. Ent. Syst. iv. 370, 31. Coqueb. Ill. Icon.  
112, pl. 25, f. 5. Wied. Auss. Zweifl. i. 576, 6.*

*Hæmatopota lunata, Fabr. Syst. Antl. 109, 7.*

Barbary. Portugal.

## 318. TABANUS CAPENSIS.

*Niger, flavido hirtus; abdomen basi utrinque ferruginosum, inci-  
suris flavidis fulvo pilosis; tibiæ ochraceo-fuscæ.*

*Tabanus capensis, Wied. Dipt. Exot. i. 91, 51; Auss. Zweifl. i.  
177, 100.*

Cape.

## 319. TABANUS OBLIQUEMACULATUS.

*Fœm. Niger; abdomen maculis lateralibus albis obliquis, lateri-  
bus basi rufis; tibiæ flavæ; alæ limpide, venæ cubitalis ramo  
lo furcato.*

*Tabanus obliquemaculatus, Macq. Dipt. Exot. i. 1, 123, 4.*

Cape

## 320. TABANUS SAGITTARIUS.

*Fœm. Niger; caput antice flavescendo-cinereum; abdominis  
latera testacea, segmento singulo macula dorsali nigricante;  
pedes rufi; alæ hyalinæ.*

*Tabanus sagittarius, Macq. Dipt. Exot. i. 1, 123, 5.*

Cape.

321. *TABANUS TÆNIATUS.*

*Nigricans; antennæ basi fulvæ; thorax lineis duabus glaucescentibus; abdomen vittis duabus albicantibus angustis apice conjunctis; pedes fulvi; alæ limpidæ.*

*Tabanus tæniatus, Macq. Hist. Nat. Dipt. i. 207, 35.*

Cape.

322. *TABANUS ROUSSELLII.*

*Fœm. Nigricans; antennæ rufæ, apice fuscæ; thorax albido vittatus; abdomen trifariam albido fuscium; pedes rufi; alæ hyalinæ, basi et ad costam flavescens, venæ cubitalis ramus lvs furcatus.*

*Tabanus Roussellii, Macq. Dipt. Exot. i. 2, 181; Exped. Scient. Alg. Zool. iii. 423, 23.*

Algiers.

323. *TABANUS METIDJENSIS.*

*Mas. Nigricans, albido pilosus; antennæ nigrae; oculi albido villosi; abdominis incisuræ albida, lateribus basi fulvis; tibiæ posteriore fulvæ; alæ basi et costa flavescens.*

*Tabanus metidjensis, Macq. Dipt. Exot. i. 2, 182; Exped. Scient. Alg. Zool. iii. 423, 25.*

Algiers.

324. *TABANUS TENUICORNIS.*

*Fœm. Niger; oculi hirsuti; antennæ tenues, rufæ, apice nigrae; abdomen incisuris albis; pedes rufi; alæ subhyalinæ, venæ cubitalis ramus lvs simplex.*

*Tabanus tenuicornis, Macq. Dipt. Exot. i. 1, 124, 7.*

Allied to *T. capensis*, *Wied.*

Cape.



325. *TABANUS VILLOSUS*.

Mas. *Niger, flavido villosus; oculi albido villosi; abdomen incisuris albidis; tibiæ flavescens; alæ subhyalinæ, basi et ad costam flavescens.*

*Tabanus villosus, Macq. Dipt. Exot. i. 2, 181; Exped. Scient. Alg. Zool. iii. 423, 24.*

Algiers.

326. *TABANUS INFESTANS*.

Fœm. *Niger, albido pubescens; abdominis incisuræ flavidæ; pedes flavi, femoribus nigris; alæ subhyalinæ, basi costaque flavescens.*

*Tabanus infestans, Macq. Dipt. Exot. Suppl. 2, 45, 90.*

Algiers.

327. *TABANUS AURIPUNCTATUS*.

Fœm. *Ater; thorax cinereo pubescens; abdomen nitidum, punctis incisurisque posticis auratis; tibiæ flavæ; alæ subcinereæ, basi et ad costam flavescens.*

*Tabanus auripunctatus, Macq. Dipt. Exot. i. 2, 180; Exped. Scient. Alg. Zool. iii. 422, 21.*

Algiers.

328. *TABANUS SUBELONGATUS*.

Fœm. *Longus, nigricans; antennæ testaceæ, apice nigra; thorax lineis albidis; abdomen vitta laterali albida, lateribus testaceis; tibiæ fulvæ; alæ subctnereæ.*

*Tabanus subelongatus, Macq. Dipt. Exot. Suppl. 1, 31, 62.*

Caffraria.

329. *TABANUS TIBIALIS*.

Mas. *Ater, pilis nigris; thorax vittis cinereis; tibiæ basi albæ; alæ rufescentes, apice hyalinæ.*

*Tabanus tibialis, Macq. Dipt. Exot. Suppl. 1, 30, 59; Exped. Scient. Alg. Zool. iii. 423, 26, pl. 1, f. 6.*

Algiers.

330. *TABANUS ALEXANDRINUS*.

*Tabanus alexandrinus*, *Wied. Auss. Zweifl.* i. 624, 23.

*Niger, nitens, nigro pubescens; alæ fuscæ.*

Alexandria.

331. *TABANUS ALGIRUS*.

• *Ater, nitidus; antennæ articulo 3o basi fusco, dente minuto; abdomen basi albido pubescens, apice flavo limbatum; alæ fuscæ.*

*Tabanus algirus*, *Macq. Dipt. Exot.* i. 2, 180; *Exped. Scient. Alg. Zool.* iii. 422, 22.

Algiers.

332. *TABANUS BIGUTTATUS*.

*Niger; abdomen guttis binis albis; alæ nigræ.*

*Tabanus biguttatus*, *Wied. Auss. Zweifl.* ii. 623, 20.

Cape.

333. *TABANUS DORSO-MACULATUS*.

*Fœm. Niger; abdomen fulvum, maculis dorsalibus nigris, incisuris albidis; alæ hyalinæ, basi costaque flavescentibus.*

*Tabanus dorso-maculatus*, *Macq. Dipt. Exot. Suppl.* 2, 46, 91.

Algiers.

334. *TABANUS DORSIVITTA*.

*Fœm. Niger, subtus albido tomentosa; caput ferrugineum; oculi ænei; palpi albidii; antennæ ferruginæ, parvæ, arcuatæ, vix dilatatæ, apice nigræ; thoracis latera fulvæ; abdomen fulvum, vitta testacea ferrugineo marginata basi cinerea, apice piceum; tibiæ fulvæ; alæ cinereæ.*

*Fœm.* Black. Head ferruginous, with white tomentum and down in front and beneath. Eyes æneous, bare, composed of very small facets. Palpi whitish. Antennæ ferruginous, small, curved, black towards the tips; third joint hardly dilated, but forming

a small, slightly acute angle. Thorax tawny along each side. Pectus with whitish tomentum. Abdomen tawny, with a broad ferruginous stripe, which encloses a pale testaceous stripe; the latter is cinereous at the base; tip piceous. Tibiæ tawny. Wings grayish; veins black; cubital vein simple, forming an obtuse angle near its base; subanal joining the anal at some distance from the border. Length of the body 6 lines; of the wings 11 lines.

a. Gambia.

### 335. TABANUS FRATERNUS.

Fœm. *Niger; thorax vittis rubris; abdomen fuscum, maculis dorsalibus albis, vittis lateralibus fulvis; tibiæ testacæ; alæ subhyalinæ.*

*Tabanus fraternus, Macq. Dipt. Exot. Suppl. 1, 31, 61.*

Caffraria.

### 336. TABANUS NANUS.

*Nigellus; antennæ luteæ apice nigræ; abdomen fuscum, trifariam maculatum, maculis mediis incisurisque albidis; tibiæ tarsi-que ochracea; alæ limpidæ.*

*Tabanus nanus, Wied. Dipt. Exot. i. 95, 57; Auss. Zweifl. i. 187, 114.*

Cape.

### 337. TABANUS TESTACEIVENTRIS.

Fœm. *Cæruleo-niger; antennæ pedesque nigra, illæ basi, abdomen tibiæque testacea; alæ subfuscæ.*

*Tabanus testaceiventris, Macq. Dipt. Exot. Suppl. 2, 46, 92.*

Africa.

### 338. TABANUS AGRESTIS.

*Glaucescens; antennæ basi saltem flavæ; abdomen flavidum, e maculis fuscans quadrivittatum; pedes flavi; alæ limpidæ.*

*Tabanus agrestis, Wied. Auss. Zweifl. i. 557, 32.*

Egypt.

## 339. TABANUS UNIMACULATUS.

*Nigro-fuscus; antennæ nigræ; thorax lineis albicantibus; abdominis segmenta 3um et 4um quidque macula alba; pedes nigri; alæ nigræ, apice hyalinæ.*

*Tabanus unimaculatus, Macq. Hist. Nat. Dipt. i. 204, 23.*

Senegal.

## 340. TABANUS TÆNIOLA.

*Cinereo-fuscus, subtus villosus; antennæ apice nigræ; thorax lineis quatuor, abdomen tribus, cinereis; tibiæ anticæ albide; alæ rubide.*

*Tabanus tæniola, Pal. Beauv. Ins. 56, pl. 1, f. 6. Wied. Dipt. Exot. i. 71, 17; Auss. Zweifl. i. 129, 28.*

Owar and Benin, Africa.

## 341. TABANUS RUFIPES.

*Fuscus; antennæ, tibiæ tarsique nigra; palpi, alæ femoraque fuscana.*

*Tabanus rufipes, Pal. Beauv. Ins. 55, pl. 1, f. 1. Wied. Auss. Zweifl. i. 116, 5.*

Owar, Africa.

## 342. TABANUS VITTATUS.

*Schistaceus; antennæ articulo 3o fulvo; thorax fusco trivittatus; abdomen nigro-fuscum, vittis duabus albidis; pedes flavi, femoribus cinereis; alæ subcinereæ.*

*Tabanus vittatus, Fabr. Ent. Syst. iv. 371, 37; Syst. Antl. 103, 44. Meig. Zweifl. ii. 40, 14.*

Morocco.

## 343. TABANUS SUGENS.

*Rubidus; antennæ nigræ; abdomen fuscum, albo vittatum.*

*Tabanus sugens, Wied. Auss. Zweifl. i. 140, 45.*

Guinea.

344. *TABANUS USTUS*.

*Piceus*; caput flavum; antennæ rufæ, basi nigra; thorax fulvo quinquevittatus; abdomen ferrugineum, apice piceum; maculis trigonis fulvis ornatum; pedes ferruginei, tarsi piceis; alæ cinereæ, ad costam fuscæ, venarum marginibus subfuscis.

*Tabanus ustus*, *Walk. Zool. viii. Append. xcv.*

Port Natal. From M. Gueinzus' collection.

345. *TABANUS THORACINUS*.

*Fulvus*; antennæ luteæ; thorax viridi-glaucus; tarsi fusci; alæ fuscescentes.

*Tabanus thoracinus*, *Pal. Beauv. Ins. 55, pl. 1; f. 4. Wied. Auss. Zweifl. i. 147, 57.*

Owar and Benin, Africa.

346. *TABANUS AGRICOLA*.

*Cinerascens*; antennæ, abdominis latera et incisuræ pedesque lutea; alæ hyalinæ, venis flavis.

*Tabanus agricola*, *Wied. Auss. Zweifl. i. 556, 29.*

Coasts of the Red Sea.

347. *TABANUS ALBICANS*.

Fœm. *Cinereus*; antennæ flavæ; abdomen fuscum, flavido bifasciatum; pedes fulvi; alæ hyalinæ, subflavescentes, venæ cubitalis ramo 1o furcato.

*Tabanus albicans*, *Macq. Dipt. Exot. i. 2, 182.*

Arabia. Senegal.

348. *TABANUS RUFIPES*. (Nomen bis lectum.)

Fœm. *Rufus*; thorax cinereus; alæ hyalinæ, ad costam flavescentes.

*Tabanus rufipes*, *Macq. Dipt. Exot. i. 1, 124, 6.*

Cape.

## 349. TABANUS PAR.

*Fœm.* *Fulvus*; *oculi ænei*; *palpi testacei*; *antennæ rufescentes, parvæ, subarquatae, simplices, vix dilatatae*; *thorax cervino tomentosus*; *pectus cano tomentosum*; *alæ subcinereæ, venis fulvis.*

*Fœm.* Tawny. Head with a small callus in front. Eyes æneous, composed of very small facets. Palpi testaceous. Antennæ reddish, small, slightly curved; third joint hardly dilated, forming a very obtuse angle. Thorax with fawn-colour tomentum. Pectus with hoary tomentum. Wings very slightly grayish; veins tawny; first branch of the cubital vein varying in structure; its angle being either slightly obtuse, sharply defined and rejecting the rudiment of a branch, or more obtuse, somewhat rounded and quite simple; subanal vein joining the anal at some distance from the border. Length of the body  $4\frac{1}{2}$  lines; of the wings 9 lines.

*a, b.* Port Natal. From M. Gueinzus' collection.

## 350. TABANUS GUINEENSIS.

*Fuscus*; *antennæ rufo-flavæ*; *thorax albicans*; *oculi bifasciati*; *abdomen albo trivittatum*; *alæ limpidae.*

*Tabanus guineensis*, *Wied. Anal. Entom.* 21, 7; *Auss. Zweifl.* i. 144, 54.

Guinea.

## 351. TABANUS ALBICANS. (Nomen bis lectum?)

*Albida*; *antennæ fulvæ*; *abdomen vitta dorsali cinerea, incisuris pallidis*; *pedes fulvi*; *alæ hyalinæ, apud costam flavescentes, venæ cubitalis ramo 1o longe furcato.*

*Tabanus albicans*, *Macq. Hist. Nat. Dipt.* i. 204, 24.

Senegal.

The description of this species differs from that of *T. albicans* in page 234.

## 352. TABANUS CILIPES.

Mas. *Niger*; *thorax albido quadrivittatus*; *abdominis segmenta 3um et 4um albo maculata*; *tibiæ posticæ ciliatæ*; *alæ nigricantes, apice cineræ.*

*Tabanus cilipes*, *Macq. Dipt. Exot. i. 1, 120, 2.*

Cape. Senegal.

## 353. TABANUS LATIPES.

Fœm. *Antennæ nigræ*; *thorax flavus*; *abdomen rufum*; *tibiæ anticæ dilatatæ*; *alæ fuscæ maculis, duabus et apice hyalinis.*

*Tabanus latipes*, *Macq. Dipt. Exot. i. 1, 119, 1.*

Senegal.

Madagascar.

## 354. TABANUS ALBITIBIALIS.

Fœm. *Fuscus*; *antennæ ferruginæ, apice fuscæ*; *abdomen maculis dorsalibus, incisuris fasciisque duabus lateralibus albicantibus*; *pedes rufi, antici nigri*; *tibiæ parte antica albida, postica nigra.*

*Tabanus albitibialis*, *Macq. Dipt. Exot. i. 1, 124, 8.*

Isle of France.

## 355. TABANUS DITÆNIATUS.

*Niger*; *antennæ, abdominis vittæ duæ pedesque rufæ*; *tarsi fusci*; *tibiæ tarsisque anteriora apice nigricantia*; *alæ hyalinæ.*

*Tabanus ditæniatus*, *Macq. Dipt. Exot. i. 1, 126, 9.*

Turkey.

## 356. TABANUS PULVERIFER.

Mas et Fœm. *Fusca, albo tomentosa*; *palpi albi*; *antennæ rufæ, parvæ, simplices, apice nigræ*; *thorax albido quinquevittatus*; *abdomen vittâ dorsali albida maculisque lateralibus trigonis ventrequæ cervinis*; *pedes testacei, tarsi nigris.*

Brown. Head with white down and tomentum. Palpi white. Antennæ red, small, black towards the tips; third joint hardly dilated, very obtusely angular above. Thorax with six whitish stripes. Pectus with white tomentum. Abdomen with a whitish dorsal stripe, and on each side with a row of triangular testaceous spots; hind borders of the segments whitish; under side fawn-colour, with white tomentum. Legs testaceous; tarsi black. Wings limpid; veins black; first branch of the cubital vein forming a slightly obtuse angle near its base, and rejecting thence an extremely short branch; subanal vein joining the anal near the border. Halteres white. *Male*.—Head not twice broader than long. Eyes large, red, composed of extremely small facets, with an æneous border, which is much broadest in front. *Female*.—Head more than twice broader than long, with a small black callus in front between the eyes, which are æneous and composed of extremely small facets. Length of the body 5 lines; of the wings 8 lines.

a—d. Bagdad, Turkey in Asia. Presented by W. K. Loftus, Esq.

### 357. TABANUS POLYGONUS.

Mas. *Fulvus; oculi fulvi, margine nigro-purpureo; palpi albi; antennæ luteo-fulvæ, minutæ, vix dilatatæ, apice nigræ; thorax fusco quadrivittatus; abdomen vitta interrupta nigricante, maculis trigonis dorsalibus marginibusque posticis albidis; alæ limpidæ. Fœm.? Oculi nigro-ænei; thoracis vittæ latissimæ; abdominis vittæ latæ integræ; pedes antici tibiis apice nigricantibus, tarsis nigris.*

*Male*. Tawny, slightly covered with whitish tomentum and down. Head rather large, about twice broader than long. Palpi white. Antennæ very small, luteous tawny, black towards the tips; third joint hardly dilated, forming a slightly obtuse angle. Eyes large, tawny, composed of rather large facets, with a purplish black border, which is composed of extremely small facets and is very broad in front. Thorax with four broad brown stripes; a few black hairs on each side; scutellum brown. Abdomen with a blackish stripe, which is widely interrupted in the middle; each segment whitish along the hind border, and with a whitish dorsal triangular spot. Wings limpid; veins black, tawny towards the base and along the costa; first fork of the cubital simple, hardly angular near its base; subanal vein joining the anal at some distance from the border. Length of the body 7 lines; of the wings 13 lines.



*Fem.?* Smaller than the male. Head with three small calli between the eyes; first and second elongate; third transverse. Eyes æneous black, composed of extremely small facets. Stripes of the thorax occupying nearly the whole breadth. Stripe of the abdomen broad and uninterrupted; triangular spots rather indistinct. Fore tibiæ blackish towards the tips; fore tarsi black. Length of the body  $5\frac{1}{2}$  lines; of the wings 10 lines.

a—c. Bagdad, Turkey in Asia. Presented by W. K. Loftus, Esq.

### Arabia

#### 358. TABANUS ARABICUS.

*Cinereus; antennæ fulvæ, apice fuscæ; abdominis latera pedesque fulva; tarsi antici fuscii; alæ hyalinæ, basi et costa subflavescentes.*

*Tabanus arabicus, Macq. Dipt. Exot. i. 2, 183.*

#### 359. TABANUS TESTACEUS.

*Testaceus; antennæ apice fuscæ; thorax lineis fuscis, subtus albus; femora fusca.*

*Tabanus testaceus, Forskal; Niebuhr. Descr. Anim. Itin. Orient. 85, 24. Wied. Auss. Zweifl. ii. 648, 75.*

East Indies, Isles of the Indian Ocean and China.

#### 360. TABANUS UNIVENTRIS.

*Tabanus univentris, Cat. of Diptera, Pt. 1, 151.*

#### 361. TABANUS ORIENTIS.

*Tabanus orientis, Cat. of Diptera, Pt. 1, 152.*

#### 362. TABANUS AURIFLAMMA.

*Tabanus auriflamma, Cat. of Diptera, Pt. 1, 155.*

## 363. TABANUS INSCITUS.

*Tabanus inscitus*, *Cat. of Diptera*, Pt. 1, 161.

## 364. TABANUS MENTITUS.

*Tabanus mentitus*, *Cat. of Diptera*, Pt. 1, 162.

## 365. TABANUS SINICUS.

*Tabanus sinicus*, *Cat. of Diptera*, Pt. 1, 163.

## 366. TABANUS AMÆNUS.

*Tabanus amænus*, *Cat. of Diptera*, Pt. 1, 163.

## 367. TABANUS INTERNUS.

*Tabanus internus*, *Cat. of Diptera*, Pt. 1, 164.

## 368. TABANUS JUCUNDUS.

*Tabanus jucundus*, *Cat. of Diptera*, Pt. 1, 187.

## 369. TABANUS ALBULUS.

*Tabanus albulus*, *Diptera Saundersiana*, Pt. 1, 46.

## 370. TABANUS PYRRHUS.

*Tabanus Pyrrhus*, *Diptera Saundersiana*, Pt. 1, 47, pl. 2, f. 4, 5.

## 371. TABANUS ALBIMEDIUS.

*Tabanus albimedi*, *Diptera Saundersiana*, Pt. 1, 48.

## 372. TABANUS TENENS.

*Tabanus tenens*, *Diptera Saundersiana*, Pt. 1, 49.

## 373. TABANUS HILARIS.

*Tabanus hilaris*, *Diptera Saundersiana*, Pt. 1, 49, pl. 2, f. 3

## 374. TABANUS CRASSUS.

*Tabanus crassus*, *Diptera Saundersiana*, Pt. 1, 50.

## 375. TABANUS VAGUS.

*Tabanus vagus*, *Diptera Saundersiana*, Pt. 1, 50.

## 376. TABANUS RUBIGINOSUS.

*Tabanus rubiginosus*, *Diptera Saundersiana*, Pt. 1, 51.

## 377. TABANUS UMBROSUS.

*Tabanus umbrosus*, *Diptera Saundersiana*, Pt. 1, 52.

## 378. TABANUS HIRTUS.

*Tabanus hirtus*, *Diptera Saundersiana*, Pt. 1, 52.

## 379. TABANUS PUELLA.

*Tabanus puella*, *Diptera Saundersiana*, Pt. 1, 53.

## 380. TABANUS SANGUINEUS.

*Tabanus sanguineus*, *Diptera Saundersiana*, Pt. 1, 54.

## 381. TABANUS OBCONICUS.

*Tabanus obconicus*, *Diptera Saundersiana*, Pt. 1, 54.

## 382. TABANUS FERVIDUS.

*Tabanus fervidus*, *Diptera Saundersiana*, Pt. 1, 55.

## 383. TABANUS CONSOCIUS.

*Tabanus consocius*, *Diptera Saundersiana*, Pt. 1, 56.

## 384. TABANUS PERLINEA.

*Tabanus perlinea*, *Diptera Saundersiana*, Pt. 1, 56.

## 385. TABANUS CALIDUS.

*Tabanus calidus*, *Diptera Saundersiana*, Pt. 1, 57.

## A. Alæ non maculatæ.

## A. Corpus nigrum.

## A. Scutellum nigrum.

## a. Abdomen non cærulescens.

- |                                    |         |                             |
|------------------------------------|---------|-----------------------------|
| i. Alæ subhyalinæ, apice subfuscæ. | -       | auricinctus, <i>Macq.</i>   |
| ii. Alæ subfulvæ.                  | - - - - | pusillus, <i>Macq.</i>      |
| iii. Alæ subfuscæ.                 | - - - - | albilateralis, <i>Macq.</i> |
| iv. Alæ fuscæ.                     | - - - - | tenebrosus, <i>Walk.</i>    |

b. Abdomen cærulescens. - - - - cærulescens, *Macq.*B. Scutellum ferrugineum. - - - - basalis, *Macq.*B. Thorax nigro-fuscus. Abdomen nigrum. brunneus, *Macq.*C. Thorax fuscus. Abdomen nigrum. consanguineus, *Macq.*D. Thorax niger. Abdomen fuscum. - Sumatrensis, *Macq.*

## E. Corpus fuscum.

A. Abdomen albo marginatum. - - - dorsilinea, *Wied.*

## B. Abdomen albo non marginatum.

a. Femora nigro striata. - - - - rubidus, *Wied.*b. Femora non striata. - - - - striatus, *Fabr.*F. Thorax fuscus. Abdomen rubidum. - rufiventris, *Fabr.*G. Corpus cinereum. - - - - Virgo, *Wied.*H. Thorax cinereus. Abdomen subferruginosum. indicus, *Fabr.*I. Thorax glaucus. Abdomen ferrugineum. ardens, *Wied.*J. Thorax olivaceus. Abdomen ferrugineum. immanis, *Wied.*K. Thorax glandicolor. Abdomen fuscum. hybridus, *Wied.*

## L. Thorax fulvus.

## A. Abdomen nigrum.

a. Abdomen fasciis albis. - - - - Servillei, *Macq.*b. Abdomen fasciis fulvis. - - - - Pyrausta, *Walk.*

- n. Abdomen ferrugineum. - - - - - vagus, *Walk.*  
*M.* Corpus fulvum. Abdomen albido vittatum. megalops, *Walk.*  
*N.* Corpus aurato fulvum. - - - - - auro-testaceus, *Walk.*  
*O.* Corpus flavidum. - - - - - orientalis, *Wied.*  
*P.* Corpus testaceum. Abdomen albido maculatum.  
rubicundus; *Macq.*  
 B. Alæ maculatæ. - - - - - Javanus, *Fabr.*

## 386. TABANUS AURICINCTUS.

Fœm. *Niger; thorax rufo pubescens; abdominis segmentorum latera postica aurata; pedes rufi; alæ subhyalinæ, basi et ad costam fulvæ, apice subfuscæ.*

*Tabanus auricinctus, Macq. Dipt. Exot. i. 1, 130, 18. pl. 17, f. 2.*

Isles of the Indian Ocean.

## 387. TABANUS PUSILLUS.

Fœm. *Niger; abdomen flavo pilosum, incisuris fulvis; antennæ pedesque fulvæ; alæ subfulvæ.*

*Tabanus pusillus, Macq. Dipt. Exot. i. 1, 127, 12.*

China.

## 388. TABANUS ALBILATERALIS.

Fœm. *Niger; oculi hirsuti; thorax lineis lateribusque albis; abdomen maculis dorsalibus incisurisque auratis, segmentorum 1i et 2i lateribus testaceis; pedes rufi; alæ subfuscæ.*

*Tabanus albilateralis, Macq. Dipt. Exot. i. 1, 129, 17.*

Java.

## 389. TABANUS TENEBROSUS.

Fœm. *Niger, cinereo subtomentosus; oculi ænei; antennæ parvæ, ferruginæ, simplices, subarcuatæ, articulo 3o basi angulato; thoracis latera subferruginæ; tibiæ obscure ferruginæ; alæ fuscæ, marginibus posticis cinereis.*

*Fem.* Black, slightly covered with gray tomentum. Eyes æneous, composed entirely of small facets. Palpi black. Antennæ small, ferruginous, simple, slightly curved; third joint with a small and slightly acutely angular process at the base. Sides of the thorax somewhat ferruginous. Tibiæ dark ferruginous. Wings dark brown, dark gray along the hind border; first fork of the cubital vein simple, forming an obtuse and somewhat rounded angle near the base; subanal vein joining the anal at some distance from the border. Halteres black, with ferruginous tips. Length of the body  $7\frac{1}{2}$  lines; of the wings 14 lines.

a. Canara, Malabar Coast. Presented by S. N. Ward, Esq.

### 390. TABANUS CÆRULESCENS.

*Fœm.* Niger; antennæ thoracisque vittæ laterales testaceæ; abdomen cærulescens; alæ fusce.

*Tabanus cærulescens*, Macq. *Dipt. Exot.* i. 1, 128, 14.

Java.

### 391. TABANUS BASALIS.

*Fœm.* Niger; scutellum et abdomen basi ferruginea; tibiæ flavescentes; alæ basi flavidæ apice fuscescentes.

*Tabanus basalis*, Macq. *Dipt. Exot.* i. 1, 126, 10.

East Indies.

### 392. TABANUS BRUNNEUS.

*Nigro-fuscus; antennæ nigrae; thorax vittis duabus anticis fuscescentibus; abdomen nigrum, maculis dorsalibus albis trigonis guttisque lateralibus flavis, segmentis 10 ad 3um fuscis, ventre flavescente maculis nigris; pedes nigri; alæ fuscescentes.*

*Tabanus brunneus*, Macq. *Hist. Nat. Dipt.* i. 203, 22; *Dipt. Exot.* i. 1, 129, 15.

Java.

393. *TABANUS CONSANGUINEUS*.

*Fœm. Fuscus; caput pallidum; thorax albedo vittatus; abdomen nigrum vittis tribus albis, lateralibus ante apicem interruptis; pedes rufi; alæ hyalinæ.*

*Tabanus consanguineus, Macq. Dipt. Exot. i. 1, 127, 11.*

Allied to *T. guineensis*, *indicus*, *trilineatus*, *lineola*, *occidentalis*, *trivittatus*, *dorsiger*, *5-vittatus*, *costalis*, and *obsoletus*.

Malabar.

394. *TABANUS SUMATRENSIS*.

*Niger; antennæ ferruginæ; thorax vitta antica fusca; abdomen fuscum, segmentorum marginibus posticis pallidis; pedes fulvi; alæ venis flavis, venæ cubitalis ramo 1o basi rectangulato.*

*Tabanus Sumatrensis, Macq. Hist. Nat. Dipt. i. 201, 16.*

Sumatra.

395. *TABANUS DORSILINEA*.

*Fuscus; antennæ rufo-flavæ; thorax albo lineatus; abdomen fuscum, margine vittisque tribus albis; alæ limpidæ, venis flavis; pedes flavi.*

*Tabanus dorsilinea, Wied. Anal. Ent. 22, 10; Auss. Zweifl. i. 184, 110.*

East Indies.

396. *TABANUS RUBIDUS*.

*Lilacino-fuscanus; thorax albedo vittatus; abdomen vittis tribu macularibus albidis.*

*Tabanus rubidus, Wied.*

East Indies.

397. *TABANUS STRIATUS.*

*Rubido-fuscus; thorax albido quadrivittatus; abdomen vittis tribus latis albis; alæ limpidae.*

*Tabanus striatus, Fabr.*

East Indies, Java, and China.

398. *TABANUS RUFIVENTRIS.*

*Fuscus, albido pruinosis; antennæ nigrae; abdomen rubidum, maculis albis univittatum; alæ costa nigra.*

*Tabanus rufiventris, Fabr. Syst. Antl. 96, 13. Wied. Dipt. Exot. i. 66, 9; Auss. Zweifl. i. 118, 10.*

East Indies.

399. *TABANUS VIRGO.*

*Schisticolor; antennæ ferrugineæ; abdomen bifariam albo guttatum.*

*Tabanus Virgo, Wied. Anal. Entom. 22, 9; Auss. Zweifl. i. 184, 109.*

East Indies.

400. *TABANUS INDICUS.*

*Cinereus; antennæ ferrugineæ; thorax vix lineatus; abdomen subferrugineum, vittis tribus latis albis.*

*Tabanus indicus, Fabr.*

East Indies.

401. *TABANUS ARDENS.*

*Glaucus, fulvo pubescens; abdomen ferrugineum; pedes fulvi; alæ infumate.*

*Tabanus ardens, Wied. Dipt. Exot. i. 78, 31; Auss. Zweifl. i. 154, 68. Macq. Dipt. Exot. i. 1, 129, 16.*

Java.



## 402. TABANUS IMMANIS.

*Olivaceus; abdomen ferruginosum, obsolete dilutius vittatum; pedes nigri.*

*Tabanus immanis*, *Wied. Auss. Zweifl. i. 123, 17.*

Java.

## 403. TABANUS HYBRIDUS.

*Glandicolor; antennæ fulvæ; thorax lineis duabus pallidioribus indistinctis; abdomen fuscum, vitta flava; pedes fusco-flavi; alæ ad costam fuscæ.*

*Tabanus hybridus*, *Wied. Auss. Zweifl. i. 557, 32.*

Macao.

## 404. TABANUS SERVILLEI.

*Fœm. Niger; thorax fulvus; abdominis incisuræ albæ; alæ rufæ, venæ cubitalis ramo 2o venaque externo-media 1a conjunctis.*

*Tabanus Servillei*, *Macq. Dipt. Exot. i. 1, 128, 13.*

East Indies, Java.

## 405. TABANUS PYRAUSTA.

*Ferrugineus; palpi, antennæ et pedes nigra; abdomen nigrum, segmentorum marginibus posticis fulvis; alæ fulvæ.*

*Tabanus Pyrausta*, *Walk. Zool. viii. Append. lxxv.*

a. Java. From Mr. Argent's collection.

b. Java. From the Hon. East India Company's collection.

## 406. TABANUS VAGUS.

*Fulvus; antennæ et abdomen ferruginea; thorax trivittatus; pedes fulvi; tarsi ferrugini; alæ fuscæ, apicibus marginibusque posticis cinereis.*

*Tabanus vagus*, *Walk. Zool. viii. Append. lxxviii.*

a. Hong Kong. Presented by J. C. Bowring, Esq.

## 407. TABANUS MEGALOPS.

Mas. *Rufescens*; *oculi magni, flavi, disco fusco margine æneo*; *thorax fusco quadrivittatus*; *pectus testaceum*; *abdomen vittis tribus lateribusque albidis*; *pedes fulvi, tarsis fuscis*; *alæ sublimpidæ.*

*Male.* Reddish. Head with white tomentum and down beneath. Eyes large, above brown with a yellow border, and composed of rather large facets; outer border æneous, broad in front, and of extremely small facets. Thorax with two brown stripes on each side. Pectus testaceous, with whitish tomentum and down. Abdomen with three dorsal white stripes, the lateral pair indistinct; sides whitish. Legs tawny; tarsi brownish. Wings nearly limpid; veins tawny; cubital vein simple, forming an obtuse angle near the base; subanal joining the anal at some little distance from the border. Length of the body  $5\frac{1}{2}$  lines; of the wings  $10\frac{1}{2}$  lines.

a. Java. From the East India Company's collection.

## 408. TABANUS AUROTESTACEUS.

Mas. *Aurato-fulvus, subtus canescens*; *oculi transverse subcurinati*; *palpi flavi*; *antennæ minutæ, subarcuatæ, non dilatatae nec furcatae, apice fuscae*; *pedes testacei, femoribus basi coxæ tarsis femoribusque anticis omnino nigris*; *alæ subcinereæ.*

*Male.* Tawny, covered with testaceous slightly gilded tomentum. Head and thorax somewhat hoary beneath. Head large. Eyes prominent in front, a little longer than broad, divided into two compartments by a slight transverse ridge; all the facets very small. Palpi pale yellow. Antennæ tawny, very small, very slightly curved, with brown tips; third joint slender, quite simple, with no dilatation or angle. Legs testaceous; coxæ, tarsi, femora at the base and fore femora black. Wings very slightly gray; first branch of the cubital vein simple, forming a slightly obtuse angle very near its base; subanal vein joining the anal at some distance from the border. Halteres tawny, with ferruginous tips. Length of the body 6 lines; of the wings 11 lines.

a. Shang-hai, North China. From Mr. Fortune's collection.

## 409. TABANUS ORIENTALIS.

*Flavidus; thorax fusco vittatus; abdomen postice subfasciatum, vitta maculari albida.*

*Tabanus orientalis*, *Wied. Anal. Entom.* 21, 8; *Auss. Zweifl.* i. 145, 55.

East Indies.

## 410. TABANUS RUBICUNDUS.

*Fœm. Testaceus; abdomen maculis dorsalibus albidis; pedes testacei, tibiis anticis basi albidis; alæ flavescentes.*

*Tabanus rubicundus*, *Macq. Dipt. Exot. Suppl.* 1, 32, 64.

Hindustan.

## 411. TABANUS JAVANUS.

*Niger; thorax albo lineatus, lateribus fulvis; abdomen fuscum, lateribus ferrugineis, maculis mediis trigonis albis; alæ fusco maculate.*

*Tabanus Javanus*, *Fabr. Syst. Antl.* 103, 46. *Wied. Dipt. Exot.* i. 93, 54; *Auss. Zweifl.* i. 183, 108.

Java.

Australia.

## 412. TABANUS LEUCOPHILUS.

*Tabanus leucophilus*, *Cat. of Diptera*, Pt. 1, 154.

## 413. TABANUS BREVIVITTA.

*Tabanus brevivitta*, *Cat. of Diptera*, Pt. 1, 157.

## 414. TABANUS PRÆPOSITUS.

*Tabanus præpositus*, *Cat. of Diptera*, Pt. 1, 158.

415. **TABANUS CINEREUS.**

*Tabanus cinereus*, *Cat. of Diptera*, Pt. 1, 167.

416. **TABANUS BASALIS.**

*Tabanus basalis*, *Cat. of Diptera*, Pt. 1, 182.

417. **TABANUS NIGRIMANUS.**

*Tabanus nigrimanus*, *Cat. of Diptera*, Pt. 2, 183.

418. **TABANUS DIMINUTUS.**

*Tabanus diminutus*, *Cat. of Diptera*, Pt. 1, 183.

419. **TABANUS CONSTANS.**

*Tabanus constans*, *Cat. of Diptera*, Pt. 1, 186.

420. **TABANUS BREVIOR.**

*Tabanus brevior*, *Cat. of Diptera*, Pt. 1, 188.

421. **TABANUS MARGINATUS.**

*Tabanus marginatus*, *Cat. of Diptera*, Pt. 1, 187.

422. **TABANUS ERRATICUS.**

*Tabanus erraticus*, *Cat. of Diptera*, Pt. 1, 189.

423. **TABANUS ABSTERSUS.**

*Tabanus abstersus*, *Diptera Saundersiana*, Pt. 1, 58.

424. **TABANUS INNOTABILIS.**

*Tabanus innotabilis*, *Cat. of Diptera*, Pt. 1, 177.

425. *TABANUS REMOTUS.**Tabanus remotus, Cat. of Diptera, Pt. 1, 177.*426. *TABANUS ANTECEDENS.**Tabanus antecedens, Cat. of Diptera, Pt. 1, 178.*427. *TABANUS SEQUENS.**Tabanus sequens, Cat. of Diptera, Pt. 1, 178.*428. *TABANUS IMPERFECTUS.**Tabanus imperfectus, Cat. of Diptera, Pt. 1, 179.*429. *TABANUS CONCOLOR.**Tabanus concolor, Cat. of Diptera, Pt. 1, 179.*430. *TABANUS POSTPONENS.**Tabanus postponens, Cat. of Diptera, Pt. 1, 179.*431. *TABANUS VETUSTUS.**Tabanus vetustus, Cat of Diptera, Pt. 1, 179.*A. *Alæ non vittatæ nec maculatæ.*A. *Corpus nigrum.*a. *Alæ limpidæ.*a. *Abdomen incisuris albidis.* - - *edentulus, Macq.*b. *Abdomen fascia testacea.* - - *acutipalpis, Macq.*c. *Abdomen lateribus rufis.* - *Regis Georgii, Macq.*d. *Abdominis segmenta marginibus rufescentibus.**exulans, Erichs.*e. *Abdominis latera et segmentorum margines rufescentia.**gregarius, Erichs.*B. *Alæ subcinereæ aut cinereæ.*

- a. Abdomen incisuris albis. - - - - - nigriventris, *Macq.*  
 b. Abdomen incisuris flavidis. - - - - - microdonta, *Macq.*  
 c. Abdomen vittis tribus cinereis. - - - - - pallipennis, *Macq.*  
**B. Thorax niger.**  
 a. Abdomen piceum. - - - - - antecedens, *Walk.*  
 b. Abdomen pallidum.  
   a. Alæ limpidæ. - - - - - posticus, *Wied.*  
   b. Alæ cinereæ. - - - - - Sidneyensis, *Macq.*  
**C. Corpus cinereo-ferrugineum.** - - - - - cinerascens, *King.*  
**B. Alæ maculatæ.**  
 A. Thorax fuscus. - - - - - limbatinensis, *Macq.*  
 B. Thorax niger. - - - - - gentilis, *Ericks.*  
**C. Alæ vittatæ.**  
 A. Abdomen nigrum.  
   a. Thorax non vittatus. - - - - - funebris, *Macq.*  
   b. Thorax albido vittatus. - - - - - bifasciatus, *Macq.*  
 B. Abdomen testaceum. - - - - - rubriventris, *Macq.*  
**D. Alæ fasciatæ.** - - - - - lasiophthalma, *Macq.*

## 432. TABANUS EDENTULUS.

Fœm. *Niger*; oculi *hirti*; antennæ *edentulæ*; abdomen *incisuris albidis*; pedes *fusci*, tibiis *fulvis*; alæ *hyalinæ*, venæ *cubitalis ramo antico furcato*.

*Tabanus edentulus*, *Macq. Dipt. Exot. Suppl. 1, 34, 68.*

Tasmania.

## 433. TABANUS ACUTIPALPIS.

Fœm. *Niger*; palpi *elongati*; oculi *hirsuti*; antennæ *basi abdominisque fasciæ testacea*; pedes *fusci*, tibiæ *rufæ*; alæ *hyalinæ*, venæ *cubitalis ramo 1o furcato*.

*Tabanus acutipalpis*, *Macq. Dipt. Exot. i. 1, 131, 20.*

King Island, Oceania.

## 434. TABANUS REGIS GEORGII.

Fœm. *Niger*; oculi *hirsuti*; abdomen *maculis dorsalibus incisurisque albidis*, segmentorum *1o ad 4um lateribus rufis*; alæ *hyalinæ*, venæ *cubitalis ramo 1o furcato*.

*Tabanus Regis Georgii*, *Macq. Dipt. Exot. i. 1, 132, 21.*

King George's Port, New Holland.

435. *TABANUS EXULANS*.

*Niger, cinereo pubescens; caput magnum, facie carnea; oculi pubescentes; abdominis segmenta rufescente marginata; tibiæ anteriores rufescente testacea; alæ hyalinae, venis fuscis.*

*Tabanus exulans, Erichson, Archiv. Naturg.* 1842, i. 270, 247, New Holland.

436. *TABANUS GREGARIUS*.

*Niger; cinereo pubescens; oculi pubescentes; palpi pallidi; abdominis latera et segmentorum margines rufescentia; tibiæ basi testaceæ; alæ litura costali nigra.*

*Tabanus gregarius, Erichson, Archiv. Naturg.* 1842, i. 271, 248. New Holland.

437. *TABANUS NIGRIVENTRIS*.

*Ater; abdomen incisuris albis; tibiæ testaceæ; alæ cinereæ, venæ cubitalis ramo 1o furcato.*

*Tabanus nigriventris, Macq. Dipt. Exot. Suppl.* 1, 34, 69, Sidney Isle.

438. *TABANUS MICRODONTA*.

*Niger; antennæ basi fusca, dente parvo; abdomen incisuris flavidis; pedes fuscis; alæ subcinereæ, basi et ad costam subfuscescentes.*

*Tabanus microdonta, Macq. Dipt. Exot. Suppl.* 2, 17, 94. Tasmania.

439. *TABANUS PALLIPENNIS*.

*Fœm. Niger; abdomen vittis tribus cinereis; tibiæ fulvæ; alæ subcinereæ, venæ cubitalis ramo 1o furcato.*

*Tabanus pallipennis, Macq. Dipt. Exot. Suppl.* 1, 32, 65. New Holland.

## 440. TABANUS ANTECEDENS.

Fœm. *Niger, palpi testacei; antennæ parvæ, graciles, simplices, vix dilatatæ; thorax cano bivittatus; pectus canum; abdomen piceum, segmentorum marginibus posticis albidis; tibiæ ferruginæ; alæ subcinereæ.*

Fem. ? Black. Head clothed beneath with white tomentum, pale testaceous about the mouth. Palpi pale testaceous, long. Proboscis long. Antennæ small, slender; third joint hardly dilated, very obtusely angular above. Thorax with two hoary stripes; sides and pectus hoary. Abdomen piceous; hind borders of the segments whitish. Tibiæ ferruginous. Wings grayish; veins black; first branch of the cubital vein forming a slightly obtuse angle near its base, and there rejecting a short branch; subanal vein joining the anal near the border. Length of the body 5 lines; of the wings 9 lines.

a. Van Dieman's Land. From Mr. A. J. Smith's collection.

## 441. TABANUS POSTICUS.

*Glaucus; antennæ, pedes et abdomen ferruginea, hoc apice saturatius; alæ limpidissimæ.*

*Tabanus posticus, Wied.*

New Holland.

## 442. TABANUS SIDNEYENSIS.

Fœm. *Niger; abdomen testaceum, albo maculatum; tibiæ testaceæ; alæ cinereæ, venæ cubitalis ramo 1o furcato.*

*Tabanus Sidneyensis, Macq. Dipt. Exot. Suppl. 1, 33, 66,*  
Sidney Island.

## 443. TABANUS CINERASCENS.

*Cinereo-ferrugineus, subtus albescens; abdomen linea media maculisque quatuor utrinque cinereis; alæ hyalinæ, basim versus subluteæ.*

*Tabanus cinerascens, King.*

New Holland.



444. *TABANUS LIMBATINERVIS.*

*Fuscus ; antennæ rufæ, basi fuscæ, apice nigræ ; abdomen rufofuscanum, maculis dorsalibus albidis ; alæ venulis transversis fusco limbatis, venæ cubitalis ramo 2o venaque externo-mediana la conjunctis.*

*Tabanus limbatinervis, Macq. Dipt. Exot. Suppl. 2, 16, 93.*  
Tasmania.

445. *TABANUS GENTILIS.*

*Testaceus ; antennæ apice fuscæ ; thorax et abdominis dorsum nigra, hoc segmentorum margine medio sinuato testaceo ; tarsi fusci ; alæ fusco maculatæ.*

*Tabanus gentilis, Erichson, Archiv. Naturg. 1842, i. 271, 249.*  
New Holland.

446. *TABANUS FUNEBRIS.*

*Fœm. Niger ; alæ pallidæ, venis fusco limbatis, venæ cubitalis ramo 1o furcato.*

*Tabanus funebris, Macq. Dipt. Exot. Suppl. 1, 33, 67, pl. 3, f. 12.*  
New Holland.

447. *TABANUS BIFASCIATUS.*

*Niger ; antennæ articulo 3o basi testaceo ; thorax albido bilineatus et bivittatus ; abdominis segmenta albido marginata ; alæ fuscescentes, venis fusco limbatis, areolis apud discos subhyalinis, venæ cubitalis ramo 2o venaque externo-mediana la conjunctis.*

*Tabanus bifasciatus, Macq. Hist. Nat. Dipt. i. 201, 17.*  
New Holland.

448. *TABANUS RUBRIVENTRIS.*

*Fœm. Antennæ pedesque rufa ; thorax niger rufo pubescens ; abdomen testaceum ; alæ basi rufescentes, venis rufo marginatis.*

*Tabanus rubriventris, Macq. Dipt. Exot. ii. 1, 131, 19.*  
Offack, New Guinea.

## New Zealand.

## 449. TABANUS IMPAR.

Mas. *Niger*; antennæ basi fulvæ; thoracis latera ferruginea; abdomen ferrugineum, vitta brevi dorsali fasciisque nigris, necnon fasciis flavis et maculis trigonis fulvis ornatum; tibiæ fulvæ; tarsi picei; alæ cinereæ. Fœm.?—*Fuscus*; thoracis latera et vitta tres fulva; pectus canum; abdomen fulvum, apice piceum; pedes fulvi.

*Tabanus impar*, Walk. Zool. viii. Append. lxxi.

a, b. New Zealand. Presented by Col. Bolton.

## 450. TABANUS SARPA.

*Fuscus*; thoracis vittæ quatuor et pectus cana; abdomen piceum, ventre cano segmentorum marginibus posticis fulvis; pedes fulvi, femoribus cinereis, tarsis nigris; alæ subcinereæ.

*Tabanus Sarpa*, White, MSS. Walk. Zool. viii. Append. lxx.

## 451. TABANUS TRUNCATUS.

*Fuscus*; antennæ nigræ, basi piceæ; thorax cinereo trivittatus, lateribus pectoreque canis; abdomen cinereum, fasciis subinterruptis fuscis ornatum; pedes fulvi, femoribus tarsisque anticis nigris; alæ cinereæ, basi et ad costam subfulvæ.

a—d. Auckland, New Zealand. Presented by Col. Bolton.

e. New Zealand.

## 452. TABANUS OPLUS.

Mas. *Fuscus*; antennæ pedesque fulva; pectus canum; abdomen ferrugineum, vitta interrupta nigra; tarsi fusci; alæ subcinereæ.

*Tabanus Oplus*, White, MSS. Walk. Zool. viii. Append. lxx.

a—c. Auckland, New Zealand. Presented by Col. Bolton.

453. *TABANUS SORDIDUS*.

*Niger; caput cano tomentosum; thorax cano trivittatus; abdomen fulvum, vitta dorsali basi apiceque nigris, segmentorum marginibus posticis testaceis; tibiæ posteriores fulvæ, alæ cinereæ, venis nigris fusco nebulosis.*

*Fem.* Has much resemblance to *T. recedens*. Black. Head clothed with hoary tomentum and down. Palpi tawny. Thorax with three hoary stripes, clothed with hoary hairs; a few black hairs on each side and a ferruginous callus before each wing. Abdomen tawny, with a black stripe, which is interrupted on the hind border of each segment, and is dilated at the base and towards the tip; hind borders of the segments testaceous. Posterior tibiæ tawny. Wings gray; veins black, clouded with brown; first branch of the cubital vein simple, hardly angular near the base; subanal joining the anal at some distance from the base. Halteres tawny. Length of the body  $6\frac{1}{2}$  lines; of the wings 13 lines.

*a.* New Zealand. Presented by Col. Bolton.

454. *TABANUS TRANSVERSUS*.

*Mas et Fem.* *Testaceus; antennæ fulvæ, parvæ, subarcuatae, apice nigræ; thorax fusco quadrivittatus; abdomen supra fuscum, vitta dorsali et segmentorum marginibus posticis testaceis; tarsi fuscescentes; alæ subcinereæ.*

*Male and Fem.* Testaceous. Head and thorax with white tomentum beneath. Antennæ tawny, small, slightly curved, with black tips; third forming an obtuse angle above. Thorax with four brown stripes. Abdomen brown above, excepting a dorsal stripe and the hind borders of the segments. Tarsi brownish. Wings grayish; veins tawny; stigma brown; transverse veinlets black; first branch of the cubital vein simple; subanal vein joining the anal close to the border. Length of the body  $3\frac{1}{2}$ —4 lines; of the wings 8—9 lines.

*a—d.* Auckland, New Zealand. Presented by Col. Bolton.

## Sandwich Islands

455. *TABANUS INSULARIS*.

*Tabanus insularis, Cat. of Diptera, Pt. 1, 184.*

## Country unknown.

## 456. TABANUS OPULENTUS.

*Tabanus opulentus*, *Cat. of Diptera*, Pt. 1, 148.

## 457. TABANUS FORMOSUS.

*Tabanus formosus*, *Cat. of Diptera*, Pt. 1, 148.

## 458. TABANUS MICRO CERUS.

*Tabanus microcerus*, *Cat. of Diptera*, Pt. 1, 150.

## 459. TABANUS FULVIMEDIUS.

*Tabanus fulvemedius*, *Cat. of Diptera*, Pt. 1, 152.

## 460. TABANUS FLAMMANS.

*Tabanus flammans*, *Cat. of Diptera*, Pt. 1, 153.

## 461. TABANUS AMABILIS.

*Tabanus amabilis*, *Cat. of Diptera*, Pt. 1, 154.

## 462. TABANUS CHRYSOPHILUS.

*Tabanus chrysophilus*, *Cat. of Diptera*, Pt. 1, 155.

## 463. TABANUS DIVES.

*Tabanus dives*, *Cat. of Diptera*, Pt. 1, 166.

## 464. TABANUS DEPRESSUS.

*Tabanus depressus*, *Cat. of Diptera*, Pt. 1, 167.

## 465. TABANUS INCONSPICUUS.

Tabanus inconspicuus, *Cat. of Diptera*, Pt. 1, 171.

## 466. TABANUS TRANSIENS.

Tabanus transiens, *Cat. of Diptera*, Pt. 1, 174.

## 467. TABANUS PRISCUS.

Tabanus priscus, *Cat. of Diptera*, Pt. 1, 176.

## 468. TABANUS ALBILINEA.

Tabanus albilinea, *Cat. of Diptera*, Pt. 1, 176.

## 469. TABANUS FINALIS.

Tabanus apicalis (nomen bis lectum), *Cat. of Diptera*, Pt. 1, 176.

## 470. TABANUS CÆSIUS.

Tabanus cæsius, *Cat. of Diptera*, Pt. 1, 180.

## 471. TABANUS SECUNDUS.

Tabanus secundus, *Cat. of Diptera*, Pt. 1, 180.

## 472. TABANUS NEPOS.

Tabanus nepos, *Cat. of Diptera*, Pt. 1, 181.

## 473. TABANUS CIRCUMDATUS.

Tabanus circumdatus, *Cat. of Diptera*, Pt. 1, 185.

## 474. TABANUS ARGENTIFRONS.

Tabanus argentifrons, *Cat. of Diptera*, Pt. 1, 186.

## 475. TABANUS LIGATUS.

*Tabanus ligatus*, *Diptera Saundersiana*, Pt. 1, 59.

## 476. TABANUS SEQUENS.

*Tabanus sequens*, *Diptera Saundersiana*, Pt. 1, 60.

## 477. TABANUS JANUS.

*Tabanus Janus*, *Diptera Saundersiana*, Pt. 1, 61.

## 478. TABANUS PLANUS.

*Tabanus planus*, *Diptera Saundersiana*, Pt. 1, 61.

## 479. TABANUS CONNEXUS.

*Tabanus connexus*, *Diptera Saundersiana*, Pt. 1, 62.

## 480. TABANUS CONTACTUS.

*Tabanus contactus*, *Diptera Saundersiana*, Pt. 1, 63.

## 481. TABANUS HISPIDUS.

*Tabanus hispidus*, *Diptera Saundersiana*, Pt. 1, 63.

## 482. TABANUS VARIATUS.

*Tabanus variatus*, *Diptera Saundersiana*, Pt. 1, 64.

## 483. TABANUS HONESTUS.

*Tabanus honestus*, *Diptera Saundersiana*, Pt. 1, 64.

## 484. TABANUS FULVIGER.

*Tabanus fulviger*, *Diptera Saundersiana*, Pt. 1, 65.

## 485. TABANUS RUFONIGER.

*Tabanus rufoniger*, *Diptera Saundersiana*, Pt. 1, 66.

## 486. TABANUS REDACTUS.

*Tabanus redactus*, *Diptera Saundersiana*, Pt. 1, 66.

## 487. TABANUS SENIOR.

*Tabanus senior*, *Diptera Saundersiana*, Pt. 1, 67.

## A. Corpus nigrum.

## A. Scutellum nigrum.

## a. Alæ hyalinæ.

## a. Pedes nigri.

i. Tibiæ fuscæ. - - - - nigricans, *Wied.*

## ii. Tibiæ fulvæ.

\* Thorax non vittatus. - - - - dubius, *Macq.*

\*\* Thorax vittatus. - - - - albivittatus, *Macq.*

iii. Tibiæ albidæ. - - - - trifasciatus, *Macq.*

b. Pedes fuscæ. - - - - difficilis, *Wied.*

c. Pedes lutci. - - - - ditænia, *Wied.*

d. Pedes flavi, femoribus fulvis. - - - - fulvifasciatus, *Macq.*

B. Alæ fuscæ. - - - - macula, *Macq.*

B. Scutellum testaceum. - - - - scutellatus, *Macq.*

## B. Thorax niger.

A. Abdomen aurantiacum. - - - - Megerlei, *Wied.*

B. Abdomen fulvum. - - - - advena, *Walk.*

## C. Thorax fuscus. Abdomen cyaneo-nigrum.

macrodonta, *Macq.*

D. Corpus nigro-fuscum. - - - - gigas, *Macq.*

## E. Corpus fuscum.

A. Alæ subcinereæ. - - - - incertus, *Macq.*

B. Alæ subrufescentes. - - - - fusconervosus, *Macq.*

C. Alæ subrufofuscæ. - - - - longipennis, *Macq.*

F. Thorax castaneus. Abdomen fuscum. - - - - fuscinervis, *Macq.*

G. Thorax rufus. Abdomen apice piceum. - - - - fenestratus, *Walk.*

## H. Thorax rubescens. Abdomen castaneum.

castaneiventris, *Macq.*

I. Thorax ferrugineus. Abdomen flavum. - - - - brevivitta, *Macq.*

## J. Thorax testaceus.

- A. Abdomen ferrugineum. - - - lativentris, *Macq.*  
 B. Abdomen fulvum. - - - lageniferus, *Macq.*  
 K. Corpus canum. - - - Fullo, *Walk.*  
 L. Corpus ochraceum, flavum aut testaceum.  
 A. Alæ flavescentes. - - - ochraceus, *Macq.*  
 B. Alæ limpidae.  
 A. Abdomen bivittatum. - - - lineola, *Pal. Beauv.*  
 B. Abdomen univittatum. - - - elongatus, *Wied.*

## 488. TABANUS NIGRICANS.

*Nigellus*; abdomen punctis albo pilosis; tibiæ fuscæ; alæ limpidae, costâ parum fuscâ.

*Tabanus nigricans*, *Wied. Auss. Zweifl. i. 157, 72.*

## 489. TABANUS DUBIUS.

*Fœm. Niger*; oculi hirsuti; articulo 3o basi testaceo; abdomen maculis dorsalibus cinereis; tibiæ fulvæ; alæ hyalinæ.

*Tabanus dubius*, *Macq. Dipt. Exot. i. 1, 150, 58.*

## 490. TABANUS ALBIVITTATUS.

*Nigra*; antennæ fuscæ, apice nigræ; thorax vittis cinereis; abdomen e maculis albis trivittatum, maculis posticis discis nigris; tibiæ fulvæ, anticæ nigræ basi albide; alæ venis fusco limbatis.

*Tabanus albivittatus*, *Macq. Hist. Nat. Dipt. i. 206, 32.*

## 491. TABANUS TRIFASCIATUS.

*Nigra*; thorax vittis cinereis; abdomen e maculis albis trivittatum; tibiæ albide.

*Tabanus trifasciatus*, *Macq. Hist. Nat. Dipt. i. 205, 27.*



492. *TABANUS DIFFICILIS.*

*Nigellus, albido pilosus; abdomen trifariam albo maculatum, maculis lateralibus majoribus; pedes fulvo-fuscanti; alæ limpidissimæ.*

*Tabanus difficilis, Wied. Auss. Zweifl. i. 165, 83.*

493. *TABANUS DITÆNIA.*

*Niger, nitens; abdomen vittis duabus albidis; pedes lutei; alæ limpidissimæ.*

*Tabanus ditænia, Wied. Auss. Zweifl. i. 182, 107.*

494. *TABANUS FULVIFASCIATUS.*

*Nigra; antennæ ferruginæ; abdomen vittis duabus, marginibus posticis ventreeque fulvis; pedes flavi, femoribus fulvis, tarsis anticis nigricantibus; alæ ad costam flavæ.*

*Tabanus fulvifasciatus, Macq. Hist. Nat. Dipt. i. 206, 33.*

495. *TABANUS MACULA.*

*Fœm. Niger; oculi hirti; thorax rufo tomentosus; abdomen macula dorsali albida; alæ fuscæ, venæ cubitalis ramo 1o subfurcato.*

*Tabanus macula, Macq. Dipt. Exot. Suppl. 1, 43, 89.*

496. *TABANUS SCUTELLATUS.*

*Fœm. Ater, cinereo pubescens; antennæ furca elongata; scutellum testaceum; alæ fuscæ.*

*Tabanus scutellatus, Macq. Dipt. Exot. i. 2, 186.*

497. *TABANUS MEGERLEI.*

*Nigellus*; thorax albido bivittatus; abdomen aurantiacum vitta nigra; alæ fuscano pictæ.

*Tabanus Megerlei* Wied. *Auss. Zweifl.* i. 132, 32.

498. *TABANUS ADVENA.*

*Niger*; caput et antennæ ferruginea; thoracis latera et abdomen fulva, hujus apice piceo; pedes fulvi, tarsi anticis nigris; alæ albidæ.

*Tabanus advena*, Walk. *Zool.* viii. *Append.* lxxix.

a. ———? Voyage of the Blonde. Presented by Capt. Lord Byron.

499. *TABANUS MACRODONTA.*

Fœm. *Niger*; antennæ furca elongata; thorax fuscus; abdomen cyaneo-nigrum; tibiæ anticæ basi albidæ; alæ fuscae, fascia apiceque subhyalinis.

*Tabanus macrodonta*, Macq. *Dipt. Exot.* i. 2, 183.

500. *TABANUS GIGAS.*

*Nigro-fuscus*; alæ subfuscescentes, basi margineque externo nigro-fuscis.

*Tabanus gigas*, Macq. *Hist. Nat. Dipt.* i. 200, 12.

501. *TABANUS INCERTUS.*

Fœm. *Obscure fuscus*; antennæ nigrae; abdomen maculis dorsalibus albidis; pedes fusco-fulvi; alæ subcinereæ, venis fusco marginatis.

*Tabanus incertus*, Macq. *Dipt. Exot.* i. 1, 147, 53.

## 502. TABANUS FUSCONERVOSUS.

**Fœm.** *Obscure fuscus; antennæ pedesque fulva; abdomen maculis dorsalibus albidis; alæ subrufescentes, venis fusco marginatis.*

*Tabanus fusconervosus, Macq. Dipt. Exot. i. 1, 147, 52.*

Allied to *T. lineatus*.

## 503. TABANUS LONGIPENNIS.

*Fuscus; antennæ ferrugineæ; thorax vittis tribus indistinctis obscurioribus; abdomen vitta dorsali obscuriore indistincta; pedes fulvi; alæ longæ, subrufo-fuscæ.*

*Tabanus longipennis, Macq. Hist. Nat. Dipt. i. 201, 15.*

## 504. TABANUS FUSCINERVIS.

**Fœm.** *Castaneus; antennæ testaceæ, apice fuscæ, furca elongata; abdomen fuscum, maculis dorsalibus trigonis albidis; pedes fusco-fulvi, antici fusci tibiis albidis; alarum venæ fusco marginatæ.*

*Tabanus fuscinervis, Macq. Dipt. Exot. i. 2, 184.*

## 505. TABANUS FENESTRATUS.

*Rufus; palpi, antennæ basi et pedes ferruginea; abdomen apice piceum; tarsi picei; alæ limpidæ, dimidio basali nigro-fusco maculis duabus limpidis.*

*Tabanus fenestratus, Walk. Zool. viii. Append. lxxvii.*

a. ——— ?

## 506. TABANUS CASTANEOVENTRIS.

**Fœm.** *Thorax rubescens; abdomen castaneum, maculis dorsalibus albidis, basi rubescens; femora fulva, tibiæ flavo-albæ; alæ hyalinæ.*

*Tabanus castaneoventris, Macq. Dipt. Exot. i. 1, 148, 55.*

## 509. TABANUS BREVIVITTA.

*Flavus; caput subtus albidum; antennæ basi pedesque fulva; thorax ferrugineus, vittis duabus flavis ferrugineo maculatis ornatus; tarsi picei; alæ limpidæ fusco trimaculatæ, ad costam flavo-fuscæ.*

*Tabanus brevivitta, Walk. Zool. viii. Append. xevi.*

## 510. TABANUS LATIVENTRIS.

*Fœm. Antennæ fulvæ dente elongato; thorax testaceus; abdomen latum ferrugineum; pedes fulvi; alæ flavescentes.*

*Tabanus lativentris, Macq. Dipt. Exot. i. 1, 149, 57, pl.\*18, f. 1.*

## 511. TABANUS LAGENAFERUS.

*Fœm. Testaceus; antennæ apice nigræ; thorax vittis nigricantibus; abdomen pedesque fulva; alæ hyalinæ.*

*Tabanus lageniferus, Macq. Dipt. Exot. i. 1, 148, 54.*

## 512. TABANUS FULLO.

*Canus; caput subtus album; palpi, antennæ basi pedesque fulva; abdominis segmentorum margines postici ferruginei; femora cana; tarsi picei; alæ albide.*

*Tabanus Fullo, Walk. Zool. viii. Append. lxvii.*

## 513. TABANUS OCHRACEUS.

*Fœm. Ochraceus; antennæ dente elongato; alæ flavescentes.*

*Tabanus ochraceus, Macq. Dipt. Exot. i. 1, 149, 56.*

*Resembles T. unicolor, Wied.*

## 514. TABANUS LINEOLA.

*Ardentissime testaceus; abdomen vittis tribus dilutioribus; alæ limpida.*

*Tabanus lineola, Pal. Beauv. Ins. pl. 2, f. 6. Wied. Auss. Zweifl. i. 169, 88.*

## 515. TABANUS ELONGATUS.

*Flavidus, albo hirtus; abdomen ardentius flavidum, vitta albida; alæ limpida.*

*Tabanus elongatus, Wied. Auss. Zweifl. i. 124, 19.*

## Genus 7. DASYBASIS.

*Tabano affinis. Frons fœm. sat lata, postice paullo retracta, basi transverse sulcata. Facies maris hirtissima, fœm. pubescens. Proboscis labiis tenuibus. Antennæ 6-articulatæ, basi hirtæ, apice acuminatæ, articulo 3o subtus dilatato, non dentato.*

*Dasybasis, Macq. Dipt. Exot. Suppl. 2, 25.*

Mediastinal vein ending before two-thirds of the length of the wing. Subcostal ending at about three-fourths of the length. Radial curved towards its tip, ending nearer to the tip of the wing than to the subcostal. First branch of the cubital simple, forming a rounded angle near its base, curved and parallel to the radial towards its tip; second branch nearly straight, ending on the hind border far from the tip of the wing. Four complete separate externo-medial veins. Anal vein undulating, not united to the subanal. Axillary vein curved. Discal areolet elongated, hexagonal.

## 1. DASYBASIS APPENDICULATA.

*Nigra; oculi hirti; abdominis incisuræ fulvæ; tibiæ fulvæ, anticæ nigra; alarum venæ transversæ fusco limbata, venæ cubitalis ramus lvs furcatus.*

*Dasybasis appendiculata, Macq. Dipt. Exot. Suppl. 2, 25, 1, pl. 1, f. 1.*

New Holland.

## 2. DASYBASIS FUSCONIGER.

*Silvius? fusconiger, Cat. of Diptera, Pt. 1, 192.*

## 3. DASYBASIS PERSONATUS.

*Silvius? personatus, Cat. of Diptera, Pt. 1, 192.*

## 4. DASYBASIS ERISTALOIDES.

*Silvius? eristaloides, Cat. of Diptera, Pt. 1, 193.*

## Genus 8. ACANTHOCERA.

Proboscis brevis. Ocelli nulli. Antennæ 7-articulatæ, capitis thoracisque longitudine; flagellum simplex, fusiforme, basi elongatum; articuli 1us et 2us acuminati. Alæ angustæ; venæ cubitalis ramus 1us furcatus.

*Acanthocera, Macq. Hist. Nat. Dipt. i.*

Mediastinal vein ending before two-thirds of the length of the wing. Subcostal ending before three-fourths of the length. Radial slightly curved towards its tip, ending much nearer to the tip of the wing than to the subcostal. First branch of the cubital simple, obtusely angular near the base, almost straight from thence to the tip; second branch straight, ending on the hind border far from the tip of the wing. Four complete separate externo-medial veins. Subanal vein united to the anal close to the border. Discal areolet elongated, narrow, hexagonal.

## 1. ACANTHOCERA LONGICORNIS.

*Nigra, gracilis, orichalceo lineata; alæ costa, lunula, vittaque fuscis.*

*Tabanus longicornis, Fabr. Ent. Syst. iv. 371, 38; Syst. Antl. 103, 45.*

*Hæmatopota triangularis, Wied. Zool. Mag. iii. 44, 6.*

*Hæmatopota longicornis, Wied. Dipt. Exot. i. 98, 4; Auss. Zweifl. i. 213, 1.*

*Acanthocera longicornis, Macq. Dipt. Exot. i. 1, 154.*

Brazil.

## 2. ACANTHOCERA MARGINALIS.

**Fœm.** *Picea*; antennæ cornutæ, basi testaceæ, thoracis longitudine; thorax vittis duabus dorsalibus maculisque duabus lateralibus scutelloque urato-flavis; abdominis segmenta l<sup>um</sup> et 2<sup>um</sup> aurato-flavo marginata; pedes picei, tibiis tarsisque basi albis; alæ limpidæ, vitta costali strigaque postica fuscis.

**Fem.** Piceous. Head with a triangular callus in front, and a larger and nearly round one beneath the antennæ. Antennæ as long as the thorax, testaceous at the base; third joint with a rather long horn; the following joints of nearly equal length, shorter than the third. Thorax with two slender parallel gilded yellow dorsal stripes, and with a gilded yellow spot on each side. Scutellum gilded yellow. First, second and third abdominal segments with gilded yellow hind borders. Legs piceous; tibiæ and tarsi white towards the base; middle tibiæ wholly white. Wings limpid, brown along the fore border, and with a brown streak between the subanal and anal veins towards their tips; first branch of the cubital vein simple, forming a sharply defined slightly obtuse angle near the base; subanal vein joining the anal close to the border. Length of the body 4 lines; of the wings 8 lines.

a. Parâ. From Mr. Bates' collection.

## Genus 9. DIABASIS.

Frons fœm. sat angusta. Facies convexa. Ocelli nulli. Proboscis brevis. Palpi fœm. subulati. Antennæ mediocres, incurvantes, 7-articulatæ, oculis inferius insertæ, articulo 3o simplici. Tibiæ anticæ sæpissime arcuatæ.

*Diabasis*, *Mucq. Hist. Nat. Dipt. i.*; *Dipt. Exot. i.* 1, 150. *Tabanus*, p., *Fabr.*; *Wied.*

Mediastinal vein ending at before two-thirds of the length of the wing. Subcostal ending before three-fourths of the length. Radial ending at half the distance between the subcostal and the tip of the wing. First branch of the cubital simple, forming an obtuse and rounded angle near the base, slightly curved towards the tip. Second branch ending on the hind border far from the tip of the wing. Four complete separate externo-medial veins. Subanal vein united to the anal at some distance from the border. Discal areolet elongated, narrow, hexagonal; sides slightly convex.

## 1. DIABASIS VARIUS.

*Diabasis varius*, *Cat. of Diptera*, Pt. 1, 209.

*D. varius* has straight and slender fore tibiæ, and thereby differs from the other species of this genus. The eyes are very hairy.

A. *Thorax niger*.

A. Alæ venis transversis fusco marginatis. - scutellata, *Macq.*

B. Alæ apice fusca. - - - - - podagrica, *Fabr.*

C. Alæ costa fusca. - - - - - bicincta, *Fabr.*

D. Alæ costa apiceque fuscis.

A. Thorax vitta flava. - - - - - bivittata, *Wied.*

B. Thorax utrinque albidus. - - - - - glabra, *Wied.*

E. Alæ fusco fasciatæ. - - - - - diversipes, *Macq.*

B. Thorax piceus. - - - - - crassipes, *Wied.*

C. Thorax fuscus. - - - - - globicornis, *Hoffm.*

D. *Thorax pallidus*.

A. Alæ hyalinæ. - - - - - interrupta, *Macq.*

B. Alæ apice fusca.

A. Thorax non vittatus. - - - - - atænia, *Macq.*

B. Thorax vittatus. - - - - - curvipes, *Fabr.*

C. Alæ fuscæ. - - - - - fuscipennis, *Macq.*

## 2. DIABASIS SCUTELLATA.

Fœm. *Niger*; antennæ et scutellum rufa; tibiæ posticæ albæ; alarum venæ transversæ fusco marginatæ.

*Diabasis scutellata*, *Macq. Dipt. Exot.* i. 1, 151, 1, pl. 18, f. 2.

Cayenne.

## 3. DIABASIS? PODAGRICA.

*Nigra*; thorax limbo et abdomen basi flava, hoc macula apiceque nigris; alæ apice fusca; tibiæ posticæ incrussatæ, piceæ.

*Hæmatopota podagrica*, *Fabr. Syst. Antl.* 108, 5. *Wied. Dipt. Exot.* i. 98, 3; *Auss. Zweifl.* i. 219, 9.

South America.



## 4. DIABASIS BICINCTA.

*Nigra*; thoracis maculæ, scutellum, fasciæque duæ baseos abdominis albida; alæ costa fusca.

*Tabanus bicinctus*, *Fabr. Syst. Antl.* 102, 42; *Auss. Zweifl.* i. 191, 120.

*Chrysops bicinctus*, *Wied. Dipt. Exot.* i. 105, 6.

South America.

## 5. DIABASIS BIVITTATA.

*Nigra*; antennæ basi fulvæ; thorax vitta tomentosa flava, scutello flavescente; abdomen fulvum, nigro bivittatum; pedes fulvi; alæ limpidæ, costa apiceque fuscis.

*Tabanus bivittatus*, *Wied. Auss. Zweifl.* i. 193, 122.

*Hæmatopeta bivittata*, *Macq. Hist. Nat. Dipt.* i. 212, 8.

Brazil.

## 6. DIABASIS GLABRA.

*Nigella*; antennæ flavæ; thorax utrinque albidus; scutellum fascia glaucescente; abdomen fuscum, fasciis maculas triangulas emittentibus flavis; alæ costa apiceque fuscis.

*Tabanus glabra*, *Wied. Auss. Zweifl.* i. 192, 121.

Brazil.

## 7. DIABASIS DIVERSIPES.

Fœm. *Niger*; antennæ fulvæ; scutellum, abdominis fasciæ duæ tibiæque anteriore albide; alæ costa fasciæque transversa angusta fuscis.

*Diabasis diversipes*, *Macq. Dipt. Exot. Suppl.* 3, 13, 2.

Brazil.

## 8. DIABASIS ? CRASSIPES.

*Picea*; antennæ ferrugineæ; alæ ad costam fusca, albo septempunctata; tibiæ anticæ compressæ dilatatae; tarsi baseos albi.

*Hæmatopota crassipes*, *Fabr. Syst. Antl.* 108, 4. *Wied. Dipt. Exot.* i. 97, 2; *Auss. Zweifl.* i. 220, 10.

South America.

## 9. DIABASIS GLOBICORNIS.

*Fusca*; antennæ articulo 2o globiformi; abdomen vitta alba; alæ costa apiceque fuscis.

*Tabanus globicornis*, *Hoffmansegg*, *Wied. Dipt. Exot.* i. 96, 59; *Auss. Zweifl.* i. 190, 118.

Brazil.

## 10. DIABASIS INTERRUPTA.

Fœm. *Antennæ fulvæ*; thorax cinereo flavicans; abdomen fulvum, fasciis tribus nigris, interruptis; pedes fulvi, tibiis fuscis; alæ hyalinæ.

*Diabasis interrupta*, *Macq. Dipt. Exot.* i. 1, 152, 4.

Brazil.

## 11. DIABASIS ATÆNIA.

*Flavida*; tibiæ tarsique antica nigra; alæ apice fuscæ.

*Diabasis atænia*, *Macq. Dipt. Exot.* i. 1, 152, 3.

Carolina, Brazil.

## 12. DIABASIS CURVIPES.

*Fulva*; thorax vittatus; abdomen ferruginosum, vitta sulphurea; tibiæ anticæ incrassatæ; alæ apice fuscæ.

*Tabanus curvipes*, *Fabr. Syst. Antl.* 107, 3. *Wied. Dipt. Exot.* i. 90, 49; *Auss. Zweifl.* i. 176, 98.

South America.

## 13. DIABASIS FUSCIPENNIS.

Fœm. *Thorax testaceus*; abdomen flavescens; femora fusca, tibiæ albide; alæ fuscane.

*Diabasis fuscipennis*, *Macq. Dipt. Exot.* i. 1, 152, 2.

Brazil.

## Genus 10. HADRUS.

Corpus squamosum. Frons fœm. lata. Facies convexa. Ocelli nulli. Palpi fœm. ovati, obtusi. Proboscis brevis. Antennæ mediocres, incumbentes, 7-articulatæ, oculis inferius insertæ, articulo 3o simplici. Tibiæ anticæ arcuatæ.

Hadrus, *Perty, Del. Anim. Artic. Bras.*

Tabanus, *p., Wied.*

Lepiselaga, *Macq.*

Mediastinal vein ending at two-thirds of the length of the wing. Subcostal ending at three-fourths of the length. Radial ending at nearer to the subcostal than to the tip of the wing. First branch of the cubital simple, slightly curved, forming an obtuse and rounded angle near the base; second branch straight, ending on the hind border far from the tip of the wing. Four complete separate externo-medial veins. Subanal vein united to the anal near the border. Discal areolet elongated, narrow, hexagonal; hind side very concave.

## 1. HADRUS LEPIDOTUS.

*Niger, viridaureo squamulosus; alæ nigrae, guttulis albis, apice limpidæ.*

Tabanus lepidotus, *Wied.*

Brazil, Guiana.

a. Parà. From Mr. Bates' collection.

## Genus 11. SELASOMA.

*Fœm.* Corpus compressum, metallicum. Caput depressum. Frons sat angusta. Facies brevis. Oculi nudi. Ocelli nulli. Palpi crassi, subelevati, supra convexi. Antennæ capitis basi insertæ, articulo 3o latissimo compresso ovali. Tibiæ latæ, convexæ, extus ciliatæ. Alarum vena cubitalis ramo 1o furcato.

Selasoma, *Macq. Dipt. Exot.*

Tabanus, *p., Wied.*

Hadrus, *p., Walk.*

Mediastinal vein ending before two-thirds of the length of the wing. Subcostal ending at three-fourths of the length. Radial ending a little nearer to the tip of the wing than to the subcostal.

First branch of the cubital forked and obtusely angular near the base, slightly curved from thence to the tip; second branch nearly straight, ending on the hind border far from the tip of the wing. Four complete separate externo-medial veins. Subanal vein united to the anal near the border. Discal areolet oblong, hexagonal, somewhat broad; hind basal side rather long.

## 1. SELASOMA TIBIALE.

*Chalybeo-violaceus*; *tibiæ incrassatæ*; *alæ fusco-nigræ, apice limpidæ.*

*Tabanus tibialis*, *Fabr. Syst. Antl.* 102, '39. *Wied. Dipt. Exot. i.* 89, 47; *Auss. Zweifl. i.* 164, 82.

*Selasoma tibiale*, *Macq. Dipt. Exot. i.* 2, 188.

Var. *Hadrus cyaneus*, *Cat. of Diptera*, Pt. 1, 208.

*Hadrus chalybeus*, *Perty, Del. Anim. Art. Bras.*

## 2. SELASOMA CYANEUM.

*Chalybeus*; *alæ limpidissimæ.*

*Tabanus cyaneus*, *Wied. Auss. Zweifl. i.* 152, 65.

## Genus 12. SILVIUS.

Corpus oblongum, pubescens. Ocelli tres. Proboscis brevis. Antennæ 7-articulatæ, sat parvæ; articulus 3us angulatus, non furcatus. Abdomen longi-obconicum. Pedes sat gracilis.

*Silvius*, *Meig. Zweifl. ii.* *Wied.*; *Macq.*

*Tabanus*, p., *Fabr.*

Mediastinal vein ending at much before two-thirds of the length of the wing. Subcostal ending at a little before three-fourths of the length. Radial ending much nearer to the tip of the wing than to the subcostal. First branch of the cubital simple, slightly curved, with a very obtuse and rounded angle near its base; second branch ending on the hind border far from the tip of the wing. Four complete separate externo-medial veins. Subanal vein united to the anal at some little distance from the border. Discal areolet elongated, hexagonal.

## Europe.

## 1. SILVIUS VITULI.

*Ferrugineus; antennæ apicæ nigrae; abdomen fuscum, segmentorum marginibus ferrugineis; pedes flavi; alæ limpidæ.*

*Tabanus Vituli, Fabr.*

The second branch of the cubital vein is straight in the male, curved and approaching the first externo-medial vein in the female.

## North America.

## 2. SILVIUS ISABELLINUS.

*Læte isabellinus; frons dilute glaucescens; abdomen incisuris albidis; alæ limpidissimæ.*

*Silvius isabellinus, Wied.*

## South America.

- |                        |           |                   |
|------------------------|-----------|-------------------|
| A. Corpus ferrugineum. | - - - - - | Vulpes, Wied.     |
| B. Corpus fuscum.      | - - - - - | Esenbeckii, Wied. |
| C. Corpus nigrum.      | - - - - - | Silveirii, Macq.  |

## 3. SILVIUS VULPES.

*Ferrugineus; tibiæ posticæ nigro pilosæ; alæ saturate flavido-fuscæ.*

*Silvius Vulpes, Wied. Auss. Zweifl. i. 111, 1.*

Brazil.

## 4. SILVIUS ESENBECKII.

*Fuscus; antennæ nigro-fuscæ, non dentatæ; abdomen niveo fuscium; pedes nigri; alæ basi flavidæ, apice fuscæ.*

*Silvius Esenbeckii, Wied. Auss. Zweifl. ii. 622, 19.*

Brazil.

## 5. SILVIUS SILVEIRII.

Fœm. *Niger; abdomen fasciis tribus albis; tibiæ albæ; alæ hyalinæ, ad costam nigro-fuscæ.*

*Silvius Silveirii, Macq. Dipt. Exot. i. 1, 155, 1, pl. 19, f. 1.*

Brazil.

## Africa.

- |                      |   |   |   |   |   |                      |
|----------------------|---|---|---|---|---|----------------------|
| A. Thorax flavidus.  | - | - | - | - | - | denticornis, Wied.   |
| B. Thorax nigricans. | - | - | - | - | - | Algirus, Meig.       |
| C. Thorax cinereus.  | - | - | - | - | - | appendiculata, Macq. |

## 6. SILVIUS DENTICORNIS.

*Flavidus; abdomen vittulis baseos duabus et utrinque marginali fuscis; alæ fuscæ, macula excisuraque limpidis.*

*Silvius denticornis, Wied.*

a. Port Natal. From Mr. Stevens' collection.

## 7. SILVIUS ALGIRUS.

*Fulvus; frons, facies et palpi flava; antennæ apice nigræ; thorax nigricans, fulvo pilosus; alæ limpidæ, costa flava; abdomen maculis quatuor dorsalibus albidis; pedes flavi, tarsis nigris basi flavis.*

*Silvius algirus, Meig. Zweifl. vi. 2. Macq. Hist. Nat. Dipt. i. 214, 2. Lucas, Explor. Scient. Alg. Zool. iii. 427, 35.*

Algiers.

## 8. SILVIUS APPENDICULATUS.

*Mas. Cinereus; antennæ palpique fulva, hi apice nigri; abdomen antice fulvum, maculis dorsalibus nigris, postice nigricans; pedes flavis, tarsis nigris; alæ flavidæ.*

*Silvius appendiculatus, Macq. Dipt. Exot. Suppl. 1, 45, 2, pl. 4, f. 10.*

Algiers.

## Genus 13. SCEPSIS.

*Silvio* affinis. Ocelli distincti. Antennæ parvæ, simplices. Venæ cubitalis ramus 1us fuscam longum emittens.

Scepsis, *Diptera Saundersiana*, Pt. 1, 71.

## I. SCEPSIS NIVALIS.

Scepsis nivalis, *Diptera Saundersiana*, Pt. 1, 71, pl. 2, f. 7.

South America.

## Genus 14. CHRYSOPS.

Corpus mediocre, pubescens, oblongum, sat latum. Ocelli tres. Proboscis brevis. Antennæ 7-articulatæ, cylindricæ; articuli 1us et 2us hirti, æquales. Abdomen depressum. Alæ sæpe nigro fasciatæ aut nigræ maculis limpidis.

Chrysops, *Meig. Klass.*; *Fabr. Syst. Antl.*; *Latr.*; *Fall.*; *Macq. Zeller*; *Zett.*

Tabanus, p., *Linn.*; *Fabr. Ent. Syst.*; *Gmel.*; *Panz.*

Mediastinal vein ending at much before two-thirds of the length of the wing. Subcostal ending at a little before three-fourths of the length. Radial ending at somewhat nearer to the tip of the wing than to the subcostal. First branch of the cubital simple, very slightly curved, forming a very obtuse and rounded angle near its base; second branch nearly straight, ending on the hind border at some distance from the tip of the wing. Four complete separate externo-medial veins. Subanal vein united to the anal on the border. Discal areolet elongated, hexagonal; fore side very much longer than the hind side.

## Europe.

A. Alæ fusæ maculis pallidis.

A. Pedes nigri.

a. Abdomen maris basi fulvo bimaculatum, fœm. basi fulvum.

cæcutiens, *Linn.*

b. Abdomen maris maculis fulvis trivittatum, fœm. lateribus.

basi flavis. - - - - - pictus, *Meig.*

a. Tibiæ fulvæ.

i. Abdominis segmentum 2um maculis duabus basi sub-cohærentibus nigris. - - - relictus, *Hoffm.*

- ii. Abdominis segmentum 2um striolis longitudinalibus subparallelis nigris. - - parallelogramma, *Zell.*  
*b.* Tibiæ nigræ. - - - - nigripes, *Zett.*  
*c.* Abdomen fulvum, antice macula quadrata, postice fasciis nigris. - - - - quadratus, *Meig.*  
*B.* Pedes testacei, femoribus nigris. - - pictus, *Meig.*  
*C.* Pedes fulvi. - - - - rufipes, *Meig.*  
*B.* Alæ limpidae, fusco fasciatæ.  
*A.* Thorax niger.  
*A.* Abdomen flavo maculatum. - - fenestratus, *Fabr.*  
*B.* Abdomen flavo non maculatum. - - sepulchralis, *Fabr.*  
*B.* Thorax pallidus.  
*A.* Alæ apice limpidae.  
*a.* Thorax flavus. - - - - marmoratus, *Rossi.*  
*b.* Thorax canus. - - - - italicus, *Meig.*  
*B.* Alæ apice fuscæ.  
*c.* Alæ subfuscæscentes. - - - - singularis, *Meig.*  
*D.* Alæ omnino limpidae. - - - - vitripennis, *Meig.*

## 1. CHRYSOPS CÆCUTIENS.

*Niger; thorax fœminæ cinereo bivittatus; abdomen maris basi fulvo bimaculatum, fœminæ basi fulvum maculisque trigonis fulvis vittatum; alæ maris nigro-fuscæ cinereo bimaculatæ, fœminæ fuscæ limbo bimaculatæ.*

*Tabanus cæcutiens, Linn.*

*Chrysops cæcutiens, Meig. Dum. Cons. Gen. Ins. pl. 46, f. 6, Dahlb. Ins. Skad. och Nytt. 307, 206. Zeller, Isis, 1840, 518, 1, 1842, 823, pl. 4, f. 33, 34.*

*a—f.* England. From Mr. Stephens' collection.

## 2. CHRYSOPS RELICTUS.

*Niger; thorax fœminæ cinereo quadrivittatus; abdomen maculis trigonis cinereis univittatum maculisque fulvis trivittatum, fœminæ lateribus basi flavis segmentorum marginibus posticis cinereis; tibiæ fulvæ; alæ maris nigro-fuscæ cinereo bimaculatæ, fœminæ fuscæ albido bimaculatæ.*



*Chrysops relictus*, Hoffm.; Meig. Zeller, *Isis*, 1840, 518, 2, 1842, 825, pl. 4, f. 32. Fœm. — *Abdomen ferrugineum, segmenti 2i maculis duabus basi subcoherentibus nigris, 3i 4ique fascia bis emarginata, in medio interrupta nigra.*

a—f. England. From Mr. Stephens' collection.

### 3. CHRYSOPS PARALLELOGRAMMA.

Fœm. *Abdomen ferrugineum, segmenti 2i striolis longitudinalibus subparallelis nigris, 3i 4ique fascia bis emarginata, in medio interrupta nigra.*

*Chrysops parallelogramma*, Zeller, *Isis*, 1842, 823—825.

Austria.

### 4. CHRYSOPS NIGRIPES.

Fœm. *Nigricans; antennæ, palpi pedesque nigra; abdominis segmenta margine tenuiter serieque dorsali media macularum trigonarum, glaucis.*

*Chrysops nigripes*, Zett. *Ins. Lapp.* 519, 3; *Dipt. Scand.* i. 125, 3. Lapland.

### 5. CHRYSOPS QUADRATUS.

Mas. *Niger; abdomen fulvum, antice macula quadrata, postice fasciis nigris; alæ nigro-fuscæ, cinereo bimaculatæ.*

*Chrysops quadratus*, Meig. Zeller, *Isis*, 1840, 519, 3.

### 6. CHRYSOPS PICTUS.

*Niger; antennæ basi testaceæ; thorax fœminæ antice cinereo bivittatus; abdomen fulvum, segmento 2o puncto triangulari, reliquis fascia nigris; pedes testacei, femoribus nigris; alæ maris nigro-fuscæ cinereo bimaculatæ, fœminæ fuscæ albido bimaculatæ.*

*Chrysops pictus*, Meig. Zeller, *Isis*, 1840, 519, 4; 1842, 823, pl. 4, f. 28, 29.

## 7. CHRYSOPS RUFIPES.

Fœm. *Niger; abdomen seriebus tribus macularum trigonarum incisurisque fulvis; pedes fulvi, genubus nigris; alæ fusca, limpido bimaculatæ.*

*Chrysops rufipes*, Meig. Zeller, *Isis*, 1840, 519, 5; 1842, 823, pl. 4, f. 30. Zett. *Dipt. Scand.* i. 126, 6.

*Chrysops viduatus*, Var.  $\beta$ ., Fall. *Dipt. Suec. Taban.* 10, 2.

## 8. CHRYSOPS FENESTRATUS.

*Niger; thorax fœminæ cinereo vittatus; abdomen flavo maculatum; tibiæ fulvæ; alæ fascia fusca albo maculatæ.*

*Chrysops fenestratus*, Fabr. Lucas. *Explor. Sci. Alg. Zool.* iii. 427, 36.

Europe. North Africa.

## 9. CHRYSOPS SEPULCHRALIS.

*Niger; abdomen incisuris pallide villosis; alæ albidæ, costa maculaque media transversa nigris.*

*Chrysops sepulchralis*, Zett. *Dipt. Scand.* i. 126, 7.

North Europe. North America.

## 10. CHRYSOPS MARMORATUS.

Fœm. *Pallide flavus; thorax nigro bivittatus; abdomen maculis nigris; tarsi antici nigri; alæ albidæ, fascia fusca limpido maculata.*

——— Geoff. *Ins.* ii. 464, 11.

*Tabanus marmoratus*, Rossi, *Faun. Etrusc.* ii. 1552.

*Tabanus flavipes*, Meig. *Klass. Zweifl.* i. 159, 3, pl. 9, f. 13.

*Chrysops marmoratus*, Meig. *Zweifl.* ii. 73, 8.

## 11. CHRYSOPS ITALICUS.

*Canus*; thorax nigro trivittatus; abdomen maculis nigris; tibiæ anticæ basi, posteriores omnino fulvæ; alarum fasciæ macula fenestrata.

*Chrysops italicus*, Meig.

## 12. CHRYSOPS PALLIDUS.

Fœm. *Fulva*; thorax vittis duabus fuscis; abdominis incisuræ fuscae; alæ basi costa fascia apiceque fuscans.

*Chrysops pallida*, Macq. *Dipt. Exot.* i. 1, 162, 11.

Allied to *C. marmoratus*.

France?

## 13. CHRYSOPS SINGULARIS.

*Cinereus*; antennæ et pedes fulva; thorax nigro trivittatus; abdomen nigro fasciatum; alæ subfuscescentes, immaculatæ.

*Chrysops singularis*, Meig. *Zweifl.* vii. 60, 12.

Bavaria.

## 14. CHRYSOPS VITRIPENNIS.

*Cinereus*; thorax vittis tribus nigricantibus; abdominis latera antica fusco maculata; tibiæ fulvæ, apice fuscae; alæ hyalinæ.

*Chrysops vitripennis*, Meig. *Zweifl.* ii. 74, 11.

North America.

## 15. CHRYSOPS AREOLATUS.

*Chrysops areolatus*, *Cat. of Diptera*, Pt. 1, 197.

## 16. CHRYSOPS CANIFRONS.

*Chrysops canifrons*, *Cat. of Diptera*, Pt. 1, 197.

## 17. CHRYSOPS APPROXIMANS.

*Chrysops approximans*, *Cat. of Diptera*, Pt. 1, 198.

## 18. CHRYSOPS FURCATUS.

*Chrysops furcatus*, *Cat. of Diptera*, Pt. 1, 199.

## 19. CHRYSOPS MÆRENS.

*Chrysops mærens*, *Cat. of Diptera*, Pt. 1, 201.

## 20. CHRYSOPS CARBONARIUS.

*Chrysops carbonarius*, *Cat. of Diptera*, Pt. 1, 203.

## 21. CHRYSOPS DIVISUS.

*Chrysops divisus*, *Cat. of Diptera*, Pt. 1, 204.

## 22. CHRYSOPS EXCITANS.

*Chrysops excitans*, *Diptera Saundersiana*, Pt. 1, 72.

## 23. CHRYSOPS PROVOCANS.

*Chrysops provocans*, *Diptera Saundersiana*, Pt. 1, 73.

## A. Corpus nigrum.

A. Alæ nigræ, fusco notatæ. - - - plangens, *Wied.*

B. Alæ fuscæ limpido notatæ.

A. Thorax non vittatus.

a. Abdomen non maculatum - - fuliginosus, *Wied.*

b. Abdomen flavo maculatum. - - trinotatus, *Macq.*

B. Thorax flavo bivittatus. - - - lugens, *Wied.*

C. Alæ hyalinæ, fusco notatæ.

A. Pedes nigri. - - - - - niger, *Macq.*

B. Pedes fulvi. - - - - - fascipennis, *Macq.*

- B. *Corpus canescens*. - - - - - quadrivittatus, *Say*.  
 C. *Corpus fuscum*. - - - - - obsoletus, *Wied*.  
 D. *Corpus flavum*.  
 A. *Thorax fusco trivittatus*. - - - - - flavidus, *Wied*.  
 B. *Thorax fusco bivittatus*. - - - - - vittatus, *Wied*.

## 24. CHRYSOPS PLANGENS.

*Niger, cano hirtus; alæ costa, fascia apiceque dilutissime fuscæ.*  
*Chrysops plangens, Wied.*

## 25. CHRYSOPS FULIGINOSUS.

*Niger, fuliginoso hirtus; alæ fuscæ, fascia abbreviata lunulaque apicali limpidis.*  
*Chrysops fuliginosus, Wied.*

## 26. CHRYSOPS TRINOTATUS.

*Fœm. Niger; antennæ basi pedesque fulvæ; abdomen maculis tribus flavis; alæ fuscæ, margine postico fasciaque transversa arcuata hyalinis.*  
*Chrysops trinotata, Macq. Dipt. Exot. i. 1, 161, 9.*  
 Philadelphia.

## 27. CHRYSOPS LUGENS.

*Niger; thorax flavo bivittatus; alæ lunula et macula parva limpidis.*  
*Chrysops lugens, Wied. Dipt. Exot. i. 109, 12; Auss. Zweifl. i. 212, 26.*  
 United States.

## 28. CHRYSOPS NIGER.

*Fœm. Niger; antennæ nonnunquam basi fulvæ; alæ hyalinæ, costa fasciaque trigona fuscis.*  
*Chrysops nigra, Macq. Dipt. Exot. i. 1, 161, 10.*  
 North America.

## 29. CHRYSOPS FASCIPENNIS.

*Niger; antennæ fulvæ; thorax lateribus fulvis; abdomen fulvum, nigro bivittatum; pedes fulvi; alæ hyalinæ, costa fascia apiceque fuscis.*

*Chrysops fascipennis, Macq. Hist. Nat. Dipt. i. 21, 6, 7.*

Philadelphia.

## 30. CHRYSOPS QUADRIVITTATUS.

*Canescens; thorax nigro quadrivittatus; abdomen e maculis fuscis quadrivittatum; pedes flavo-fusci; alæ limpidæ, fusco punctatæ.*

*Chrysops quadrivittatus, Say, Journ. Acad. Philad. iii. 1822, 33, 1. Wied. Auss. Zweifl. i. 200, 9.*

Pennsylvania.

## 31. CHRYSOPS OBSOLETUS.

*Fuscus; antennæ flavæ, apice nigro-fuscæ; pedes flavi, tibiis anticis et posticis fuscis; alæ hyalinæ costa fascia apiceque fuscis; mas thorax et abdomen absque vittis; fœm. thorax flavo quadrivittatus; abdomen vitta abbreviata, utrinque macula longitudinali flavis.*

*Chrysops obsoletus, Wied. Dipt. Exot. i. 108, 10; Auss. Zweifl. i. 211, 25.*

North America.

## 32. CHRYSOPS FLAVIDUS.

*Flavidus; antennæ apice nigræ; thorax vittis tribus, abdomen maculis duabus antice conjunctis, fuscis; alæ limpidæ, costa ante apicali fasciaque lata fuscis.*

*Chrysops flavidus, Wied. Dipt. Exot. i. 105, 5; Auss. Zweifl. i. 199, 7.*

United States.

## 33. CHRYSOPS VITTATUS.

*Flavus; antennæ apice fuscæ; thorax fusco bivittatus; abdomen fusco quadrivittatum; alæ limpidaë, costa fascia apiceque fuscis.*

*Chrysops vittatus, Wied.*

West Indies.

## 34. CHRYSOPS FRONTALIS.

*Mas. Niger; pedes fulvi, femoribus nigris, tibiis anticis fuscis; alæ fuscæ, maculis quatuor albidis.*

*Chrysops frontalis, Macq. Dipt. Exot. i. 1, 160, 7.*

St. Domingo.

a. Rio Tapayos, Brazil. From Mr. Bates' collection.

## 35. CHRYSOPS CONVERGENS.

*Chrysops convergens, Cat. of Diptera, Pt. 1, 198.*

## 36. CHRYSOPS INORNATUS.

*Chrysops inornatus, Cat. of Diptera, Pt. 1, 199.*

South America.

## A. Corpus nigrum aut nigro-fuscum.

A. Alæ nigræ, maculis sublimpidis. - - - tardus, *Wied.*

A. Alæ fuscæ limpidò notatæ. - - - lugubris, *Macq.*

B. Alæ limpidaë aut subcinereæ, fusco notatæ.

## a. Thorax non vittatus.

a. Abdomen maculis flavis. - - - incisus, *Macq.*

b. Abdomen marginibus posticis testaceis. fulviceps, *Walk.*

c. Abdomen maculis albis.

i. Alæ basi nigræ. - - - leucospilus, *Wied.*

ii. Alæ basi limpidaë. - - - guttula, *Wied.*

B. Thorax bivittatus. - - - lateralis, *Wied.*

c. Thorax quadrivittatus. - - - lætus, *Wied.*

D. Thorax quinquevittatus.

a. Alæ basi fuscæ. - - - trifaria, *Macq.*

b. Alæ basi limpidaë. - - - varians, *Wied.*

c. Alæ limpidaë. - - - bimaculatus, *Wied.*

## B. Corpus fuscum.

A. Abdomen flavo maculatum. - - - - crucians, *Wied.*B. Abdomen albido maculatum. - - - - tristis, *Fabr.*C. Corpus glaucum. - - - - afflictus, *Wied.*

## D. Corpus flavum.

A. Alæ fuscae, limpido notatae. - - - - molestus, *Wied.*

B. Alæ limpidae, fusco notatae.

A. Alæ fascia fusca. - - - - costatus, *Fabr.*B. Alæ apice fuscae. - - - - varipes, *Walk.*

## 37. CHRYSOPS TARDUS.

*Niger; antennæ fuscescentes; thorax luteo quadrivittatus; abdomen incisuris, maculis quadratis et trigonis luteis; alæ nigrae, maculis tribus apiceque sublimpidis.*

*Chrysops tardus, Wied. Auss. Zweifl. i. 577, 8.*

Brazil.

## 38. CHRYSOPS LUGUBRIS.

*Fœm. Nigro-fuscus; antennæ pedesque nigra; alæ fuscae, maculis pallidis.*

*Chrysops lugubris, Macq. Dipt. Exot. Suppl. 1, 44, 14, pl. 4, f. 11.*

Brazil.

## 39. CHRYSOPS INCISUS.

*Fœm. Niger; antennæ basi apiceque fulvæ; abdomen maculis dorsalibus lateralibusque flavis; alæ basi, costa fasciaque fuscis.*

*Chrysops incisus, Macq. Dipt. Exot. Suppl. 1, 44, 15, pl. 4, f. 12.*

New Grenada. Temperate Region.

## 40. CHRYSOPS FULVICEPS.

*Fœm. Niger; caput fulvum; palpi testacei; antennæ ferrugineæ, basi fulvæ, apice nigrae; abdominis segmenta marginibus posticis testaceis; pedes fulvi, tarsi fuscis; alæ subcinereæ, vitta costali fasciaque lata postice furcata nigro-fuscis.*



*Female.* Black. Head tawny; vertex piceous. Palpi testaceous. Antennæ ferruginous, tawny at the base, black towards the tips. Hind borders of the abdominal segments testaceous. Legs tawny; tarsi brown. Wings very slightly gray, dark brown along the fore border and with a very broad dark brown band which is furcate towards the hind border; first branch of the cubital vein simple, slightly curved and not angular near the base; subanal vein joining the anal on the border. Length of the body  $2\frac{3}{4}$  lines; of the wings 6 lines.

a. Parà. From Mr. Bates' collection.

#### 41. CHRYSOPS LEUCOSPILUS.

*Niger; antennæ flavæ apice fuscæ; abdomen basi utrinque macula magna, medio quatuor trigonis albis; alæ hyalinæ, basi costa fasciaque nigris.*

*Chrysops leucospilus, Wied. Auss. Zweifl. i. 202, 12.*

Brazil.

#### 42. CHRYSOPS GUTTULA.

*Niger; abdomen macula utrinque baseos trigona, guttisque tribus albis; pedes fuscis; alæ limpidæ, costa fasciaque nigro-fuscis.*

*Chrysops guttula, Wied. Auss. Zweifl. i. 203, 13.*

Brazil.

#### 43. CHRYSOPS LATERALIS.

*Niger; antennæ flavæ, apice fuscæ; thorax albido bivittatus; abdomen incisuris, maculis mediis trigonis et utrinque maxima laterali flavis; alæ limpidæ, costa fasciaque fuscis.*

*Chrysops lateralis, Wied.*

South America.

#### 44. CHRYSOPS LÆTUS.

*Niger; caput flavum; antennæ flavæ, apice nigræ; thorax flavo quadrivittatus; abdomen vitta maculari incisurisque flavis; alæ hyalinæ, basi costa, fasciaque fuscis.*

*Chrysops lætus*, *Fabr. Syst. Antl.* 112, 7. *Wied. Dipt. Exot.* i. 108, 9; *Auss. Zweifl.* i. 207, 19.

South America.

#### 45. CHRYSOPS TRIFARIA.

*Niger*; antennæ basi pedesque fulva; thorax lineis quinque flavis; abdomen trifarium flavo maculatum; alæ basi costa fasciaque fuscis.

*Chrysops trifaria*, *Macq. Dipt. Exot.* i. 1, 159, 6.

Chili.

#### 46. CHRYSOPS VARIANS.

*Nigellus*; antennæ flavæ, apice fuscæ; thorax albido quinquevittatus; abdomen nigro-fuscum, vitta incisuris maculisque segmenti secundi flavis; alæ limpidae, costa fasciaque lata fuscis.

*Chrysops varians*, *Wied. Auss. Zweifl.* i. 208, 20.

Brazil.

#### 47. CHRYSOPS BIMACULATUS.

*Nigellus*; antennæ flavæ, apice fuscæ; thorax flavo limbatus; abdomen luteum, basi maculis duabus fuscis; pedes flavi, tibiis anticis posticisque fuscis; alæ limpidae.

*Chrysops bimaculatus*, *Wied. Auss. Zweifl.* i. 201, 10.

Var. *Chrysops immaculatus*, *Wied. Auss. Zweifl.* i. 202, 11.

Brazil.

#### 48. CHRYSOPS CRUCIANS.

*Fuscus*; antennæ flavæ, apice fuscæ; thorax vittis glaucis; abdomen T magno maculisque versus apicem flavis; pedes flavescentes, tibiis anticis posticisque piceis; alæ basi, costa, fascia incisa, apiceque fuscis.

*Chrysops crucians*, *Wied. Auss. Zweifl.* i. 211, 24.

Brazil.

a. South America. From Mr. Saunders' collection.

## 49. CHRYSOPS TRISTIS.

*Fuscus; thorax albido lineatus; abdomen albido maculatum; alæ hyalinæ, basi costa fasciaque abbreviata fuscis.*

*Tabanus tristis, Fabr. Ent. Syst. Suppl. 567, 44.*

*Chrysops tristis, Fabr. Syst. Antl. 112, 6. Wied. Dipt. Exot. i. 103, 2; Auss. Zweifl. i. 197, 4.*

Cayenne.

## 50. CHRYSOPS AFFLICTUS.

*Glaucus; antennæ flavæ, apice nigræ; thorax vittis tribus lateribusque silaceis; abdomen melleum, maculis geminis baseos et marginibus lateralibus fuscis; femora flava; tibiæ fusca, antice albidæ; alæ hyalinæ, apice lituraque media fuscans.*

*Chrysops afflictus, Wied. Auss. Zweifl. i. 204, 15.*

Brazil.

## 51. CHRYSOPS MOLESTUS.

*Flavus; antennæ apice fusca; thorax fusco trivittatus; abdomen fuscum, basi vitta media vittulisque duabus posticis flavidis; alæ fusca, macula majore et tribus minoribus limpidis.*

*Chrysops molestus, Wied. Auss. Zweifl. i. 205, 17. Guér. Icon. Règne Anim. pl. 97, f. 3.*

Brazil.

## 52. CHRYSOPS COSTATUS.

*Silaceus; antennæ obscuriores; thorax vittis tribus, abdomen duabus, his apice bipartitis, fuscis; alæ fusca fusca, macula excisuraque limpidis.*

*Tabanus costatus, Fabr. Ent. Syst. iv. 373, 45.*

*Chrysops bifasciata, Macq.*

*Chrysops costata, Macq. Dipt. Exot. i. 1, 160, 8.*

*Chrysops molestus, Var.? Guér. Icon. Règne Anim. Texte 542.*

South America. Jamaica. Cuba.

## 53. CHRYSOPS VARIPES.

*Fœm.* *Aurato-flavus*; palpi testacei; antennæ fulvæ apice fuscæ; thorax nigro quadrivittatus; scutellum piceum; abdomen testaceum, vitta dorsali flava, apice fuscum; pedes fulvi, tibiis tarsisque posterioribus basi albidis, tibiis tarsisque anticis nigris, alæ sublimpidæ, antice fulvæ, apice fuscæ. .

*Fem.* Gilded yellow. Head with a small black callus in front, and a larger one beneath the antennæ. Eyes somewhat æneous. Proboscis piceous. Palpi testaceous. Antennæ tawny, brown towards the tips. Thorax with four shining black stripes, the two on each side united hindward. Scutellum piceous. Abdomen testaceous, with a yellow dorsal stripe, brown towards the tip. Legs tawny; posterior tibiæ and tarsi whitish towards the base; fore tibiæ and tarsi black. Wings nearly limpid, tawny in front, brown at the tips and about the median veinlets; first fork of the cubital vein simple, curved and not angular near the base; subanal vein joining the anal close to the border. Halteres testaceous. Length of the body 4 lines; of the wings 8 lines.

a. Parâ. From Mr. Bates' collection.

## Africa.

## 54. CHRYSOPS TARSALIS.

*Chrysops tarsalis*, *Cat. of Diptera*, Pt. 1, 200.

## 55. CHRYSOPS CALIDUS.

*Chrysops calidus*, *Cat. of Diptera*, Pt. 1, 205.

- |                    |   |   |   |   |   |                          |
|--------------------|---|---|---|---|---|--------------------------|
| A. Abdomen nigrum. | - | - | - | - | ◉ | oblique-fasciatus, Macq. |
| B. Abdomen fuscum. | - | - | - | - | - | Natalis, Macq.           |
| C. Abdomen rufum.  | - | - | - | - | - | longicornis, Macq.       |

## 56. CHRYSOPS OBLIQUE-FASCIATUS.

*Fœm.* *Niger*; pedes rufi; alæ subflavæ, costa fasciaque obliqua fuscis.

*Chrysops oblique-fasciata*, *Macq. Dipt. Exot.* i. 1, 157, 2.

Cape.

## 57. CHRYSOPS NATALIS.

Fœm. *Niger*; *thorax lineis albis*; *abdomen fuscum*; *pedes fulvi*; *alæ flavidæ, costa, fascia vittaque fuscis*.

*Chrysops Natalis*, *Macq. Dipt. Exot. Suppl.* 1, 43, 12.

Port Natal.

## 58. CHRYSOPS LONGICORNIS.

Fœm. *Niger*; *antennæ longæ, basi rufæ*; *abdomen rufum, macula nigra cordiformi*; *femora flava, tibiæ fusæ*; *alæ hyalinæ, costa fasciæque fuscis*.

*Chrysops longicornis*, *Macq. Dipt. Exot.* i. 1, 156, 1, pl. 19, f. 2.

Senegal.

a. Port Natal. From M. Gueinzus' collection.

Asia.

## 59. CHRYSOPS LIGATUS.

*Chrysops ligatus*, *Cat. of Diptera*, Pt. 1, 195.

## 60. CHRYSOPS TERMINALIS.

*Chrysops terminalis*, *Cat. of Diptera*, Pt. 1, 195.

## 61. CHRYSOPS SEMICIRCULUS.

*Chrysops semicirculus*, *Cat. of Diptera*, Pt. 1, 196.

## 62. CHRYSOPS STIMULANS.

*Chrysops stimulans*, *Diptera Saundersiana*, Pt. 1, 73.

a. East Indies. From Mr. Saunders' collection.



## 67. CHRYSOPS DISPAR.

*Nigellus*; antennæ ferruginæ, apice nigro-fuscæ; thorax glauco vittatus, lateribus flavis; antennæ testaceæ, apice fuscæ; abdomen ferrugineum, basi pallidum, maculis duabus antice conjunctis fuscis; pedes fulvi; alæ limpidæ, costa fasciæque fuscis.

*Chrysops dispar*, *Fabr. Macq. Dipt. Exot.*, i. 1, 159, 5; *Suppl.* 3, 14.

## 68. CHRYSOPS FLAVIVENTRIS.

Fœm. *Niger*; abdomen flavum macula apiceque nigris; pedes fulvi, femoribus fuscis; alæ costa fasciæque fuscis.

*Chrysops flaviventris*, *Macq. Dipt. Exot. Suppl.* 1, 44, 13.

Hindostan.

Allied to *C. translucens*.

## 69. CHRYSOPS RUFITARSIS.

Mas. *Niger*; abdomen albidum, basi apiceque nigrum; tarsi posteriores fulvi; alæ basi, costa fasciæque fuscis.

*Chrysops rufitarsis*, *Macq. Dipt. Exot. Suppl.* 3, 14, 16.

Java.

New Holland.

## 70. CHRYSOPS SUBCANUS.

*Chrysops subcanus*, *Cat. of Diptera*, Pt. 1, 204.

Country unknown.

## 71. CHRYSOPS CINCTICORNIS.

*Chrysops cincticornis*, *Cat. of Diptera*, Pt. 1, 201.

## 72. CHRYSOPS CRUDELIS.

*Niger*; thoracis latera flava; abdominis latera basi flava; alæ hyalinæ, costa fascia apiceque nigris.

*Chrysops crudelis*, Wied. Auss. Zweifl. i. 195, 2.

## 73. CHRYSOPS GEMINATUS.

*Nigellus*; antennæ fuscæ, basi flavæ; thorax vittis duabus flavidis; abdomen flavum, maculis duabus obliquis baseos et utrinque binis conjunctis segmentorum sequentium nigris; pedes flavi, fusco varii; alæ limpida, costa fascia apiceque fuscis.

*Chrysops geminatus*, Wied.

## Genus 15. GASTROXIDES.

Corpus mediocre, pubescens, oblongum, sat latum. Proboscis brevis. Antennæ 7-articulatæ, cylindricæ; articuli 1us et 2us hirti, æquales. Abdomen depressum, fœminæ apice compressum.

*Gastroxides*, Saunders.

Mediastinal vein ending at much before two-thirds of the length of the wing. Subcostal ending at before three-fourths of the length. Radial ending at nearer the tip of the wing than to the subcostal. First branch of the cubital simple, very slightly curved, forming a very obtuse and rounded angle near its base; second branch nearly straight, ending on the hind border far from the tip of the wing. Four complete separate externo-medial veins. Subanal vein united to the anal on the border. Discal areolet elongated, hexagonal; fore and hind sides parallel.

## 1. GASTROXIDES ATER.

*Atra*; abdomen maris fulvo late fasciatum; alæ nigro-fuscæ, fuscis duabus abbreviatis albis, margine postico cinereo.

*Gastroxides ater*, Saunders.

a. From Mr. Saunders' collection.



## Genus 16. HÆMATOPOTA.

Corpus mediocre, lineare, pubescens. Ocelli nulli. Antennæ 6-articulatæ, lanceolatæ, subretusæ; articulus Ius cylindricus, sat longus; 2us brevis, cyathiformis. Alæ parallæ, deflexæ.

Hæmatopota, *Meig. Klass. i. 162; Fabr.; Latr.; Fall.; Meig.; Macq.; Zett.*

Tabanus, p., *Linn.; Fabr. Ent. Syst.; Gmel.; Schr.; Panz.*

Mediastinal vein ending at beyond half the length of the wing. Subcostal ending at a little beyond two-thirds of the length. Radial ending much nearer to the tip of the wing than to the subcostal. First branch of the cubital forked, very slightly curved, forming a slightly obtuse and not rounded angle near its base; hind branch straight, ending on the hind border at some distance from the tip. Four complete separate externo-medial veins. Subanal vein united to the anal close to the border. Discal areolet elongated, rather narrow, hexagonal; hind apical side full thrice the length of the fore apical side.

## Europe.

## 1. HÆMATOPOTA PLUVIALIS.

*Nigra (mas) aut fusca (fœm.); caput canum; thorax sœminæ cinereo trivittatus; abdomen maris lateribus nonnunquam fulvis, sœminæ maculis cinereis trivittatum segmentorum marginibus posticis canis; tibiæ posteriores fulvæ, nigro bicinctæ; alæ cinereæ confertim albido subocellatæ.*

*Tabanus pluvialis, Linn.*

*Hæmatopota pluvialis, Fabr. Dahlb. Ins. Skad. och Nytt. 307, 205. Zell. Isis, 1840, 520, 1.*

*Hæmatopota equorum, Fabr.*

Var. *Hæmatopota tenuicornis, Macq.*

Var. *Hæmatopota grandis, Meig.*

Var. *Hæmatopota longicornis, Macq.*

Var. *Hæmatopota elongata, Lep. de St. Farg. et Serv. Encycl. Macq. Hist. Nat. Dipt. i. 211, 5.*

Var.? *Hæmatopota variegata, Fabr. Macq. Hist. Nat. Dipt. i. 211, 6.*

Var.? *Hæmatopota lusitanica, Guér. Icon. Règne Anim. Ins. pl. 97, f. 4. Texte 542.*

Var.? *Hæmatopota gymnonota*, *Brullé, Exped. Scient. de Morée, 3me Sér. Zool. Atlas, pl. 47, f. 4.*

*a*-*f.* England. From Mr. Stephens' collection.

### North America.

#### 2. HÆMATOPOTA PUNCTULATA.

*Fœm.* *Nigra; abdominis incisuræ albæ; tibiarum albo annulata; alæ fuscæ, albo punctata.*

*Hæmatopota punctulata, Macq. Dipt. Exot. i. 1, 163, 2.*

Carolina.

### South America.

#### 3. HÆMATOPOTA COARCTATA.

*Nigra; abdomen basi coarctatum, fascia fusca albo limbata; alæ flavescens, ad costam fuscæ.*

*Hæmatopota coarctata, Wied. Auss. Zweifl. i. 576, 9.*

*Acanthocera?*

Brazil.

#### 4. HÆMATOPOTA EXSTINCTA.

*Nigra; thorax aurato lineatus; abdomen aurato fasciatum; alæ limpida, ad costam fuscæ.*

*Hæmatopota exstincta, Wied. Auss. Zweifl. i. 214, 2.*

Brazil.

### Africa.

- |                                |   |   |   |   |   |                          |
|--------------------------------|---|---|---|---|---|--------------------------|
| A. Alæ strigis limpida.        | - | - | - | - | - | imbrium, <i>Wied.</i>    |
| B. Alæ maculis limpida.        |   |   |   |   |   |                          |
| A. Antennæ fuscæ.              | - | - | - | - | - | ocellata, <i>Wied.</i>   |
| B. Antennæ fulvæ, apice nigræ. |   |   |   |   |   | ruficornis, <i>Macq.</i> |
| C. Alæ strigis flavicantibus.  | - | - | - | - | - | variegata, <i>Fabr.</i>  |
| D. Alæ albidæ.                 | - | - | - | - | - | lunata, <i>Fabr.</i>     |

#### 5. HÆMATOPOTA IMBRIMUM.

*Fusca; thorax antice vittis postice maculis, scutellum, abdomen maculis trigonis lateralibusque rotundatis albidis; alæ fuscæ, strigis albis anguloso arcuatis.*

*Hæmatopota imbrimum, Wied.*

## 6. HÆMATOPOTA OCELLATA.

*Cinereo-nigella*; thorax vittis, abdomen maculis albis; alæ fuscæ, ocellis pluribus albidis.

Hæmatopota ocellata, *Wied. Zool. Mag.* iii. 38, 56; *Dipt. Exot.* i. 100, 6; *Auss. Zweifl.* i. 217, 6.

Cape.

## 7. HÆMATOPOTA RUFICORNIS.

Mas. *Nigricans*; antennæ fulvæ, apice nigræ; thorax lineis et abdomen vittis duabus albidis; pedes fulvi, tibiis posticis albido bifasciatis; alæ cinereæ, maculis albidis.

Hæmatopota ruficornis, *Macq. Dipt. Exot. Suppl.* 1, 45, 3.

Port Natal.

## 8. HÆMATOPOTA VARIEGATA.

*Nigricans*; antennæ basi flavicantes; thorax vittis cinereis; abdomen flavicans, fasciis emarginatis nigris; pedes flavicantes, tarsis fuscis; alæ strigis flavicantibus.

Hæmatopota variegata, *Fabr. Syst. Antl.* 109, 6. *Meig. Zweifl.* ii. 81, 3.

Morocco.

## 9. HÆMATOPOTA LUNATA.

*Nigra*; thorax albo lineatus; abdomen cinereum, lunulis quadri-fariis nigris; pedes testacei, femoribus nigris; alæ albidæ.

*Tabanus lunatus*, *Fabr. Ent. Syst.* iv. 370, 34.

Hæmatopota lunata, *Fabr. Syst. Antl.* 109, 7.

Barbary.

Asia.

## 10. HÆMATOPOTA CANA.

Hæmatopota cana, *Cat. of Diptera*, Pt. 1, 207.

- A. Alæ fascia plagisque duabus limpidis. - cingulata, Wied.  
 B. Alæ guttis limpidis.  
 A. Corpus nigrum aut fuscum.  
 a. Thorax vittatus. - - - - - roralis, Fabr.  
 B. Thorax non vittatus.  
 a. Pedes obscuri. - - - - - Javana, Wied.  
 b. Pedes fulvi. - - - - - lunulata, Macq.  
 B. Corpus pallidum. - - - - - irrorata, Macq.

## 11. HÆMATOPOTA CINGULATA.

*Fusca; antennæ flavæ, apice fuscæ; thorax vitta lata flavida; abdomen nigellum, incisuris albidis; tibiæ basi albæ; alæ basi fascia plagisque duabus incurvis limpidis.*

Hæmatopota cingulata, Wied. Auss. Zweifl. i. 216, 5.

Java.

## 12. HÆMATOPOTA RORALIS.

*Fusco-cinerascens; antennæ flavæ; thorax et abdomen albido vittata; alæ limpido guttulata.*

Hæmatopota roralis, Fabr.

## 13. HÆMATOPOTA JAVANA.

*Alæ infumatæ albido pictæ. Mas.—Thorax margine postico scutelloque, abdomen incisuris albidis. Fœm.—Subcinereo-fuscana; abdomen vittâ maculari albida, incisuris subrubidis, femora subrubida.*

Hæmatopota Javana, Wied.

## 14. HÆMATOPOTA LUNULATA.

*Fœm. Nigra; antennæ basi pedesque fulva, femora fusco-fulva; tibiæ albidæ; alæ fuscæ, albo punctatæ, lunula alba.*

Hæmatopota lunulata, Macq. Dipt. Exot. Suppl. 3, 15, 4.

Java.

## 15. HÆMATOPOTA IRROBATA

Fœm. *Fulva*; antennæ articulo 1o elongato cylindrico; tibiæ albo annulatæ; alæ rufo-fuscæ, albo punctatæ.

*Hæmatopota irrorata*, *Macq. Dipt. Exot.* i. 1, 163, 1, pl. 19, f. 3.

Java.

Country unknown.

## 16. HÆMATOPOTA CONCENTRALIS.

*Hæmatopota centralis*, *Cut. of Diptera*, Pt. 1, 207.

## 17. HÆMATOPOTA SERPENTINA.

*Fusca*; antennæ longitudine mediocres; thorax albido trivittatus; abdomen nigellum; vitta, maculis incisurisque albidis; alæ fuscæ, guttulis strigisque serpentinis albis.

*Hæmatopota serpentina*, *Wied. Auss. Zweifl.* i. 219, 8.

## Genus 17. HEXATOMA.

Corpus lineare. Caput breve. Oculi sat magni. Ocelli nulli. Proboscis brevis. Antennæ filiformes, thorace paullo breviores; articulus 1us longus; 2us mediocris; 3us longissimus; 4us et 5us mediocres; 6us paullo longior. Thorax pubescens. Alæ angustæ. Abdominis segmenta 1um et 2um pubescentia. Tibiæ posticæ subciliatæ.

*Hexatoma*, *Meig. Zweifl.*; *Macq.*; *Blanch*; *Gim.*

*Tabanus*, p., *Fabr. Ent. Syst.*; *Schr.*; *Gmel.*; *Meig. Klass.*

*Heptatoma*, p., *Fabr. Syst. Antl.*; *Meig. Klass.*; *Latr.*

Mediastinal vein ending at beyond half the length of the wing. Subcostal ending at about three-fourths of the length. Radial ending at about half the distance between the tip of the wing and the subcostal. First branch of the cubital very slightly curved, forming an obtuse and rounded angle near its base; second branch slightly

curved, ending on the hind border far from the tip of the wing. Four complete separate externo-medial veins. Subanal vein united to the anal at some distance from the border. Discal areolet elongated, hexagonal.

### 1. HEXATOMA BIMACULATA.

*Nigra; abdomen basi glaucescens; tibiæ albæ; alæ hyalinæ.*

*Hexatoma bimaculata, Meig.*

*a.* Interlacken, Switzerland. Presented by F. Walker, Esq.

### Genus 18. RHAPHIORHYNCHUS.

Caput depressum, thorace angustius. Epistoma referens processum subulatum, acutum, apice oblique deorsum directum. Ocelli tres. Proboscis retracta, capitulo parvo compresso, inter palporum basim conspicua. Palpi exserti, basi approximati, apice divergentes biarticulati; articulus 1us brevissimus; 2us quadruplo longior, crassus, subfusiformis, apice paulum incurvus. Antennæ approximatae, porrectae; articulus 1us perbrevis, subcylindricus; 2us brevissimus, cyathiformis.

*Rhaphiorhynchus, Wied. Dipt. Exot. i. 60.*

#### 1. RHAPHIORHYNCHUS PLANIVENTRIS.

*Sordide lilacinus; thorax fusco trivittatus; abdomen ferrugineum, fusco limbatum; tibiæ flavæ; alæ flavescentes.*

*Rhaphiorhynchus planiventris, Wied. Dipt. Exot. i. 60, 1; Auss. Zweifl. ii. 106, 6. Macq. Dipt. Exot. i. 1, 170, 1, pl. 20 f. 2.*

Brazil.

### Genus 19. ACANTHOMERA.

Caput mediocre, crassum, thoracis latitudine. Facies utrinque sulco profundo, tuberculo subconico medio. Ocelli tres. Proboscis retracta, parva. Palpi exserti, biarticulati, pilosi; articulus 1us cylindricus; 2us subulatus, 1o æqualis. Antennæ

porrectæ, basi approximatæ. Femora postica subtus unispinosa. Alæ divaricatæ.

*Acanthomera*, *Wied. Dipt. Exot.* i. 61; *Auss. Zweifl.* i. 107.

Costal vein ending at the tip of the wing. Mediastinal ending at a little before three-fourths of the length. Subcostal ending at a little beyond three-fourths of the length. Radial ending at about five-sixths of the length. Fore fork of the cubital undulating, ending at some distance in front of the tip of the wing; hind fork ending at far behind the tip of the wing. First and second submarginal veins separate, converging towards the border; third and fourth united at some distance from the border. Subanal and anal veins united near the border. Discal areolet hexagonal, broadest at its basal end.

### West Indies.

#### 1. ACANTHOMERA TABANINA.

*Ferrugineus; thorax nigro quinquevittatus; abdomen fuscum, marginibus lateralibus baseos nigris; alæ pallide ferruginei, maculis obscurioribus.*

*Pantophthalmus tabaninus*, *Thunberg, Act. Soc. Gothoburg*, 1819, 111, 7, pl. 7, f. 2.

*Acanthomera tabanina*, *Wied. Auss. Zweifl.* i. 110, 4.

### South America.

#### 2. ACANTHOMERA MAGNIFICA.

*Acanthomera magnifica*, *Diptera Saundersiana*, Pt. 1, 74, pl. 1, f. 1.

##### A. Abdomen nigrum.

A. Thorax flavo vittatus. - - - - Heydenii, *Wied.*

B. Thorax non vittatus. - - - - picta, *Wied.*

##### B. Abdomen fuscum aut pallidum.

###### A. Abdomen albo notatum.

A. Thorax rubido-fuscus. - - - - seticornis, *Wied.*

B. Thorax glaucescente-cinereus. - - - - flavipes, *Macq.*

C. Thorax cacaino fuscus. - - - - immains, *Wied.*

###### B. Abdomen albo non notatum.

A. Abdomen vitta nigra. - - - - vittata, *Wied.*

B. Abdomen nigro marginatum. - - - - crassipalpus, *Macq.*

## 3. ACANTHOMERA HEYDENII.

*Fusca; antennæ nigro-fuscae; thorax vitta flavida; abdomen atrum utrinque punctis binis niveis; tarsi postici basi flavescens; alæ fuscescentes venis flavo limbatis.*

*Acanthomera Heydenii, Wied.*

## 4. ACANTHOMERA PICTA.

*Canescens; abdomen nigrum, punctis utrinque binis albis; alæ fuscans variegatæ.*

*Acanthomera picta, Wied.*

Brazil.

## 5. ACANTHOMERA SETICORNIS.

*Rubido-fusca; thorax vittis tribus nigro-fuscis; abdomen ferrugineum, utrinque punctis duobus albis; alæ fuscans, venis limbo limbatis.*

*Acanthomera seticornis, Wied.*

Brazil. Guatemala.

## 6. ACANTHOMERA FLAVIPES.

*Fœm. Glaucescens-cinerea; thorax vittis tribus, punctisque quatuor fuscis; abdomen fuscum, albo notatum; femora nigra; tibiæ flavæ, anticæ fuscae; alæ fuscae, venis flavo limbatis.*

*Acanthomera flavipes, Macq. Dipt. Exot. Suppl. 2, 26, 4.*

Brazil.

## 7. ACANTHOMERA IMMANIS.

*Cacaina; thorax vittis binis flavidis; abdomen ferrugineum, segmentis ul margines posticos cacaino-fuscis, 2o 3oque utrinque albo uniguttatis; alæ fuscae, venis flavo limbatis.*

*Acanthomera immanis, Wied. Westw. Duncan, Nat. Libr. i. 331, pl. 35, f. 2.*

Surinam.



## 8. ACANTHOMERA VITTATA.

*Glaucescence-cinerea; thorax vittis tribus punctisque quatuor fuscis; abdomen ferrugineum, vitta nigra; pedes maris ferruginei, fœm. fuscescentes; alæ fuscescentes, albido variæ.*

*Acanthomera vittata*, *Wied.*

Brazil.

## 9. ACANTHOMERA CRASSIPALPUS.

*Cæsia; palpi crassi; thorax vittis nigris; abdomen testaceum, nigro marginatum; pedes flavi, tibiis posticis femoribusque nigris; alæ fusce, venis flavo limbatis.*

*Acanthomera crassipalpus*, *Macq. Dipt. Exot. Suppl. 2, 27, 5, pl. 1, f. 3.*

Guatemala.

## A D D E N D A .

---

Page 5.

### PTILOGERA SMARAGDINA.

This may be a variety of the female of *P. quadridentata*.

a. Ceylon. Presented by R. Templeton, Esq.

Page 16.

### CYPHOMYIA LEUCOCEPHALA.

a. Brazil. From Mr. Stephens' collection.

### CYPHOMYIA ALBITARSIS.

a. Rio Tapayos, Brazil. From Mr. Bates' collection.

Page 17.

### CYPHOMYIA FASCIPES.

*Fœm.* Head pale testaceous, with white down. Thorax with three stripes of white tomentum. Pectus clothed with white tomentum and down. Abdomen with marginal silvery white tomentose spots. Legs black; tarsi white, black towards the tips.

a. Tapayos, Brazil. From Mr. Bates' collection.

## Page 20.

## HERMETIA ILLUOENS.

a. Tapayos, Brazil. From Mr. Bates' collection.

## Page 21.

## HERMETIA FLAVIPES.

Chrysochlora Andreas, *Cat. of Diptera*, Pt. 3, 525; 2nd Series, 86, 3.

Described from an injured specimen.

a. Tapayos, Brazil. From Mr. Bates' collection.

## HERMETIA APICALIS.

a—c. Santarem, Brazil. From Mr. Bates' collection.

## Page 25.

## ACANTHINA CONVEXA.

Mas. *Nigra*; caput et antennæ fulva; thorax antice nonnihil elongatus et attenuatus, vittis duabus dorsalibus fasciisque sex lateralibus obliquis testaceo tomentosus, scutellum dentibus quatuor parvis fulvis armatum; abdomen contractum, fere rotundum, supra valde convexum, thorace brevius et latius; femora apice fulva; alæ cinereæ, fascia sublimpida.

*Male*. Black. Head and antennæ tawny. Thorax somewhat elongated and attenuated in front, with two dorsal stripes, and on each side with three oblique bands of shining testaceous tomentum. Scutellum with four small tawny teeth. Abdomen contracted, nearly round, very convex above, shorter and broader than the thorax, with six short bands of shining whitish tomentum, two on each side and two slightly converging towards the tip. Tips of the femora tawny. Wings gray, with a diffused nearly limpid band across the middle; stigma and veins black; first branch of the cubital vein ending at one-third of the distance between the radial and the second branch; discal areolet hexagonal. Length of the body  $2\frac{1}{2}$  lines; of the wings 5 lines.

a. Santarem, Brazil. From Mr. Bates' collection.

## ACANTHINA PLANA.

*Fœm.* *Nigra, albido tomentosa; antennæ fulvæ, latæ, basi et apice nigricantes; thorax vix attenuatus, vittis duabus dorsalibus cinereo tomentosis; scutellum dentibus duabus validis testaceis armatum; abdomen ovatum, subcontractum, fere planum, thorace paullo longius et latius; tarsi posteriores fulvi; alæ cinerascens, albido unifasciata.*

*Fœm.* Black, thinly covered beneath with whitish tomentum. Antennæ tawny, broad, compressed, fusiform, blackish at the base and at the tips. Thorax very slightly convex, a little narrower, but hardly lengthened in front, with two dorsal stripes of cinereous tomentum. Scutellum armed with two rather long and stout testaceous teeth. Abdomen oval, slightly contracted, nearly flat, a little longer and broader than the thorax. Posterior tarsi tawny, with black tips. Wings gray, dark gray along each side of a whitish band, which extends from the costa beyond the middle, and does not join the hind border; veins black; first branch of the cubital vein ending at full two-thirds of the distance between the radial and the second branch; four externo-medial veins, the third not extending to the border; discal areolet heptagonal. Length of the body 2 lines; of the wings  $3\frac{1}{2}$  lines.

This species differs still more than the preceding from the typical form of *Acanthina*, and appears to be a connecting link between that genus and *Clitellaria*, and, like many other species, its characters require an alteration in the diagnosis of the genus to which it is assigned, or the formation of a new genus.

*a.* Santarem, Brazil. From Mr. Bates' collection.

NOTE.—*Clitellaria Halala*, *C. Amenides*, and *C. varia* are very nearly allied to *Acanthina*, which ought, perhaps, to be united to *Clitellaria*.

Page 26.

## Genus PROMERANISA.

*Fœm.* Caput antice conicum, valde elongatum. Antennæ 6-articulatæ, capitis longitudine, basi approximata; articulus 1us compressus, fere rotundus; 2us brevis; 3us et sequentes longi, lineares, cylindrici, arcte conjuncti; 4us 3o brevior; 5us 3o multo longior; 6us 4o æqualis. Scutellum bispinosum.

*Fem.* General structure like that of *Stratiomys*. Head conical and much elongated in front. Antennæ 6-jointed, as long as the head, almost contiguous at the base; first joint compressed, almost round; second short; third and three following joints linear, cylindrical, closely connected; fourth shorter than the third; fifth much longer than the third; sixth as long as the fourth. Thorax much longer than broad, slightly convex. Scutellum armed with two spines. Abdomen elliptical, depressed, broader and a little longer than the thorax. Legs moderately long. Structure of the veins like that of *Stratiomys*; first branch of the cubital vein indistinct; discal areolet hexagonal.

#### I. PROMERANISA VITTATA.

*Fœm.* *Pomacea*; *vertex et antennæ nigra, harum articulus 2us fulvus*; *thorax cupreo trivittatus*; *scutelli spinæ fulvæ*; *pectus vittis duabus mediis maculisque duabus lateralibus fulvis*; *abdomen supra nigrum, disco antice viridi postice fulvo*; *pedes fulvi, femoribus, tibiis tarsisque apice nigricantibus*; *alæ cineræ, ad costam fuscæ.*

*Fem.* Apple-green. Head black above in front of the eyes; vertex partly brown in front and behind. Proboscis black. Antennæ black; second joint tawny. Thorax with three dark cupreous stripes, the middle one very broad; spines of the scutellum tawny. Pectus with two tawny middle stripes, and with a tawny spot on each side. Abdomen black above; its disk green in front, tawny behind. Legs tawny; tips of the femora, of the tibiæ and of the tarsi blackish. Wings gray, brown along the costa; veins distinct, dark brown. Halteres tawny, with green knobs. Length of the body 4 lines; of the wings 7 lines.

a. Santarem, Brazil. From Mr. Bates' collection.

Page 28.

#### STRATIOMYS EQUESTRIS.

*Stratiomys equestris*, *Loew, Linn. Ent. i. 462, 1.*

Posen.

## STRATIOMYS FLAVIVENTRIS.

*Nigro flavoque varia ; facies utrinque macula magna flava.*

*Stratiomys flaviventris*, Loew, Linn. Ent. i. 464, 2.

Sicily.

## STRATIOMYS TIGRINA.

*Odontomyia tigrina*, Loew, Linn. Ent. i. 468, 1.

## STRATIOMYS FLAVISSIMA.

*Stratiomys flavissima*, Panz. Faun. Germ. xxxv. 24.

*Odontomyia flavissima*, Loew, Linn. Ent. i. 469, 2.

Fœm. *Stratiomys decora*, Wied. ; Meig.

*Odontomyia decora*, Macq.

*Stratiomys infuscata*? Meig. Zweifl. vi. 347, 27.

Hungary. Greece. Asia Minor.

## STRATIOMYS ANNULATA.

*Odontomyia annulata*, Loew, Linn. Ent. i. 471, 3.

*Stratiomys septemguttata*, Wied. ; Meig.

## STRATIOMYS DISCOLOR.

*Nigra*. Mas.—*Abdomen aureo tomentosum, maculis lateralibus ventreeque flavis*. Fœm.—*Abdomen flavo marginatum, subtus nigra flavoque varium*.

*Odontomyia discolor*, Loew, Linn. Ent. i. 473, 4.

Asia Minor (Patara).

## STRATIOMYS ARGENTATA.

*Venula transversalis pone stigma nulla*.

*Stratiomys paludosa*, Schumm, Schles. Gesellsch. 1836, 85 ; 1840, 15.

*Odontomyia argentata*, Loew, Linn. Ent. i. 476, 5.

## STRATIOMYS ORNATA.

*Odontomyia ornata*, Loew, *Linn. Ent.* i. 476, 6.

Italy. Sicily.

## STRATIOMYS SIGNATICORNIS.

*Nigra*; *pedes flavi*. Mas.—*Abdomen maculis ventreque flavis.*  
Fœm.—*Facies et pleurarum maculæ flavicantes; abdomen*  
*apice, maculis lateralibus et ventre virescentibus.*

*Odontomyia signaticornis*, Loew, *Linn. Ent.* i. 477, 7.

Asia Minor (Patara).

## STRATIOMYS HYDROLEON.

*Odontomyia Hydroleon*, Loew, *Linn. Ent.* i. 481, 8.

*Stratiomys vulpina*? Panz. *Faun. Germ.* lviii. 24.

## STRATIOMYS ANGULATA.

*Stratiomys angulata*, Panz. *Faun. Germ.* lviii. 19.

*Stratiomys Hydropota*? Meig; Zett.

*Odontomyia Hydropota*? Macq.

*Stratiomys brevicornis*, Loew.

*Stratiomys ruficornis*, Zett.

*Odontomyia angulata*, Loew, *Linn. Ent.* i. 483, 9.

*Odontomyia latifasciata*? Macq.

## STRATIOMYS HYDROPHILA.

*Nigra*; *abdomen viride, fascia angulata angusta, postice parum*  
*dilatata, nigra.*

*Stratiomys hydrophila*, Loew, *Linn. Ent.* i. 486, 10.

Sicily. Asia Minor.

## STRATIOMYS FELINA.

*Abdomen superne nigrum, margine angusto maculisque lateralibus  
trigonis viridibus.*

Stratiomys felina, *Panz. Faun. Germ.* lviii. 22.

Stratiomys Hydropota, Var. b. ? *Zett. Dipt. Scand.* i. 139. *Meig.*

Odontomyia felina, *Loew, Linn. Ent.* i. 487, 11.

## STRATIOMYS PERSONATA.

*Mas. Nigra; abdomen margine anguste viridi; femora nigro-  
picea, apice flava.*

Odontomyia personata, *Loew, Linn. Ent.* i. 490, 12. •

Dalmatia.

## STRATIOMYS VIRIDULA.

Odontomyia viridula, *Loew, Linn. Ent.* i. 491, 13.

## STRATIOMYS INTERRUPTA.

*Nigra; abdomen viride, macula subapicali nigra in mare parva,  
in fœminæ maxima.*

Odontomyia interrupta, *Loew, Linn. Ent.* i. 493, 14.

Asia Minor (Furnas and Patara).

## STRATIOMYS SEMIVIOFACEA.

*Atra; abdominis latera crocea; pedes fuscii; alæ luridæ, ad cos-  
tam fuscæ, venis nigris.*

Odontomyia semiviolacea, *Brullé, Exped. Scient. Morée, 3me Sér.  
Zool.* pl. 47, f. 5.

Greece.



## Page 36.

## STRATIOMYS MEIGENII.

*Male.?* Black. Abdomen with a rather large nearly triangular testaceous spot on each side of the second segment; third and fourth segments with a smaller and paler spot on each side; third with a whitish transverse spot on each side; fourth with a short whitish streak on each side of the hind border; fifth with a whitish dorsal stripe, which does not extend to the fore border; second and third and hind borders of the following ventral segments whitish. Wings brown. Halteres green beneath at the tips.

This may be the male of *S. Meigenii*, or of *S. nigrifrons*, or these two may be varieties of one species.

a. La Chine, near Montreal, Canada. Presented by Dr. Barnston.

## Page 40.

## STRATIOMYS CANADENSIS.

*Nigra; abdomen viride, vitta dorsali nigra, basi dilatata, lateribus angulatis, postice rotundata, apicem fere attingente; pedes testacei; alæ limpidæ, ad costam subtestaceæ, venis pallidis; halteres testacei, apice pomacei.*

Nearly allied to *S. Paron*. *Male.*—Black. Proboscis and antennæ black. Thorax clothed with pale hairs; scutellum black, armed with two black spines. Abdomen green, with a black dorsal stripe which extends nearly to the hind border; this stripe occupies nearly the whole breadth of the first segment; on the second it decreases in breadth from the fore to the hind border, on the third and on the fourth it has nearly parallel sides, but is broader on the fourth than on the third; on the fifth it is nearly semicircular. Legs testaceous. Wings limpid, with a testaceous tinge along the costa; veins white, testaceous towards the costa. Halteres testaceous, with apple-green knobs. Length of the body  $3\frac{1}{2}$  lines; of the wings 7 lines.

a. La Chine, near Montreal, Canada. Presented by Dr. Barnston.

## STRATIOMYS LEFEBVREI.

*Fem.* Abdomen above with a black disk, and with black bands on the fore borders of the segments. Tarsi green towards the base. Hind femora hardly marked with black at the tips.

a. Mexico. From Mr. Glennie's collection.

Page 42.

## STRATIOMYS MUTABILIS.

a. Brazil. From Mr. Harrington's collection.

Page 47.

## STRATIOMYS VIRENS.

a, b. Santarem, Brazil. From Mr. Bates' collection.

Page 48.

## STRATIOMYS LONGIFRONS.

*Stratiomys longifrons*, *Rondani, Esame di varie Specie d'insetti Ditteri Brasiliani. Studi Entom. 1848. Fasc. i. 101.*

Brazil.

## STRATIOMYS PELLUCIDA.

*Stratiomys pellucida*, *Rondani, Ditteri Brasiliani, 1848.*

Brazil.

## STRATIOMYS SERICEIVENTRIS.

*Stratiomys sericeiventris*, *Rondani, Ditteri Brasiliani, 1848.*

Brazil.

Page 51.

## STRATIOMYS AURIFLUA.

*Stratiomys auriflua*, *Ericks. Reis. in der Regents Alger, von Wagner, iii. 103, 56, pl. 9. Macq. Expl. Scient. Alg. iii. Ins. 428, 39.*

Algeria.

## STRATIOMYS BARCA.

a. Shanghai, North China. From Mr. Fortune's collection.

*Page 54.*

## STRATIOMYS LALEMUS.

a. Melbourne, Australia. From Mr. Baly's collection.

*Page 56.*

## STRATIOMYS CARINATA.

*Var. ? Male and Fem.* Black. Head testaceous in front and beneath. Proboscis black. Antennæ tawny. Thorax æneous black. Scutellum yellow along the hind border and with yellow teeth. Pectus testaceous on each side. Abdomen green, with a broad dorsal black band, which, in the male, is slightly dilated at each end, and is rather narrower than in the female. Legs testaceous. Wings white; veins white, testaceous towards the costa. Length of the body 3 lines; of the wings 6 lines.

a, b. Melbourne, Australia. From Mr. Baly's collection.

*Page 57.*

## STRATIOMYS CHLORIS.

a. New Zealand. Presented by Col. Bolton.

*Page 61.*

## CLITELLARIA UNICOLOR.

a. Rio Tapayos, Brazil. From Mr. Bates' collection.

b. Santarem, Brazil. From Mr. Bates' collection.

c. Ega, Brazil. From Mr. Bates' collection.

## CLITELLARIA SCUTELLARIS.

*Viridis; caput nigrum; antennæ fulvæ; thorax vitta media in a-  
culisque duabus lateralibus purpureis; scutellum productum,  
maximum, obconicum, bidentatum; abdomen atrum, lateribus  
cyaneis, segmentorum marginibus posticis viridibus, ventræ  
fulvo; pedes nigri, femoribus apice fulvis; alæ cineræ.*

Metallic-green, clothed with whitish down. Head black. Antennæ tawny, nearly fusiform, shorter than the head; arista very short. Thorax with a purple dorsal stripe, and with a large purple spot on each side. Scutellum very hairy, obconical, very large, extending over half the length of the abdomen, armed at the tip with two long stout teeth, and on each side with three small teeth. Abdomen deep black, round, much broader, but hardly longer, than the thorax, blue on each side; hind borders of the segments green; under side dull tawny. Legs black, stout, pubescent; femora tawny towards the tips. Wings gray, darkest along the costa as far as the stigma, which is blackish; veins black; first branch of the cubital vein nearly straight, moderately long, ending at a little before half the length between the radial and the second branch, which ends very little in front of the tip of the wing; three complete externo-medial veins; discal areolet hexagonal. Length of the body 2 lines; of the wings 4 lines.

This insect, like most of the exotic species, differs in structure from the typical *C. ephippium*, and will probably be soon ranked as another genus.

*a.* Santarem, Brazil. From Mr. Bates' collection.

*Page 65.*

## CYCLOGASTER ATRATA.

*a.* Rio Tapayos, Brazil. From Mr. Bates' collection.

*Page 77.*

## DICRANOPIORA FURCIFERA.

*a.* Santarem, Brazil. From Mr. Bates' collection.

Page 80.

NEMOTELUS PROBOSCIDEUS.

*Niger ; rostrum longissime productum, superius immaculatum ; pedes fusco-nigri, genubus metatarsisque basi flavescens ; abdomen incisuris lateralibus albo flavescens.*

*Nemotelus proboscideus, Loew, Linn. Ent. i. 423, 1.*

Sicily.

NEMOTELUS LASIOPS.

*Niger ; rostrum crassius, modice productum. Mas.—Caput immaculatum ; oculi longe pilosi. Fœm.—Frons punctis duobus lateralibus albis ; oculi subnudi.*

*Nemotelus lasiops, Loew, Linn. Ent. i. 426, 2.*

Sicily.

NEMOTELUS ANCHORA

*Niger ; rostrum breve, in utroque sexu immaculatum ; oculi nudiusculi. Mas.—Abdomen album, punctis trifariam dispositis fasciisque apicali nigris.*

*Nemotelus anchora, Loew, Linn. Ent. i. 429, 3.*

Sicily.

NEMOTELUS ULIGINOSUS.

*Rostrum modice productum, in utroque sexu albo maculatum.*

*Nemotelus uliginosus, Loew, Linn. Ent. i. 432, 4.*

Var. *Nemotelus bifasciatus, Meig. ; Zett.*

NEMOTELUS PICA.

*Rostrum modice productum, in utroque sexu albo maculatum.*

*Nemotelus Pica, Loew, Linn. Ent. i. 436, 5.*

## NEMOTELUS NOTATUS.

*Nemotelus notatus*, Loew, *Linn. Ent.* i. 437, 6.

## NEMOTELUS BREVIROSTRIS.

*Rostrum brevissimum; frons lineolis albis in oculorum marginibus subperpendicularibus; abdomen nigrum, superius punctis tribus margineque omni albidis.*

*Nemotelus uliginosus?* Loew, *Isis*, 1840, 554, 2.

*Nemotelus globuliceps?* Loew, *Linn. Ent.* i. 441, 7.

## NEMOTELUS BRACHYSTOMUS.

Mus. *Niger; rostrum omnium brevissimum vix ullum; macula supra antennis alba; abdomen albo inferius immaculatum, superius basi, macula segmenti 3i fasciisque duabus apicalibus nigris.*

*Nemotelus brachystomus*, Loew, *Linn. Ent.* i. 443, 8.

Dalmatia. Greece. Asia Minor.

## NEMOTELUS PANTHERINUS.

*Rostrum modice productum, acutum, in mare albo maculatum, in femina immaculatum.*

*Nemotelus pantherinus*, Loew, *Linn. Ent.* i. 445, 9.

## NEMOTELUS FRATERNUS.

*Niger; rostrum breve, conicum, obtusiusculum, in mare albo maculatum, in femina immaculatum; abdomen maris utrinque album, superius basi, fasciisque duabus segmenti 4 et 5 contiguus, lateribus parum abbreviatis nigris.*

*Nemotelus fraternus*, Loew, *Linn. Ent.* i. 448, 10.

West Germany.

## NEMOTELUS GRACILIS.

*Niger*; rostrum breve, acutiusculum, in mare albo maculatum, in fœmina immaculatum; abdomen maris utrinque album, basi maculisque duabus segmenti 4i cum fascia segmenti sequentis abbreviata connexis (interdum confluentibus, interdum evanescentibus), nigris.

*Nemotelus gracilis*, Loew, Linn. Ent. i. 449, 11.

Asia Minor (Makri and Patara).

## NEMOTELUS BIPUNCTATUS.

Mas. *Niger*; rostrum modice productum, superius maculatum; punctum album utrinque unum inter scutellum et alæ basim.

*Nemotelus bipunctatus*, Loew, Linn. Ent. i. 451, 12.

Asia Minor (Makri).

## NEMOTELUS NIGRIFRONS.

Mas. *Niger*; rostrum breve, immaculatum; abdomen album utrinque, basi fasciæ apicali nigris.

*Nemotelus nigrifrons*, Loew, Linn. Ent. i. 452, 13.

Sicily.

## NEMOTELUS ARGENTIFER.

*Niger*; rostrum in utroque sexu albo maculatum.

*Nemotelus argentifer*, Loew, Linn. Ent. i. 453, 14.

Greece, Asia Minor (Syracusa and Mermeriza).

## NEMOTELUS NIGRINUS.

• *Rostrum immaculatum.*

*Nemotelus nigrinus*, Loew, Linn. Ent. i. 454, 15.

## NEMOTELUS LONGIROSTRIS.

*Rostrum longissime productum, superius immaculatum; genua tarsique flava.*

Nemotelus longirostris, *Loew, Linn. Ent.* i. 455, 16.

## NEMOTELUS PUNCTATUS.

Nemotelus punctatus, *Loew, Linn. Ent.* i. 456, 17.

## NEMOTELUS NIGRITUS.

Nemotelus nigrinus, *Loew, Linn. Ent.* i. 457, 18.

France.

## NEMOTELUS BREVIROSTRIS.

Nemotelus brevis, *Loew, Linn. Ent.* i. 457, 19.

Austria.

## NEMOTELUS VENTRALIS.

Nemotelus ventralis, *Loew, Linn. Ent.* i. 458, 20.

## NEMOTELUS PALUDOSUS.

Nemotelus paludosus, *Loew, Linn. Ent.* i. 458, 21.

## NEMOTELUS FRONTALIS.

Nemotelus frontalis, *Loew, Linn. Ent.* i. 459, 22.

Nemotelus nigrinus, *Var.?*

## NEMOTELUS NILOTICUS.

Nemotelus niloticus, *Loew, Linn. Ent.* i. 459, 23.

*Fœm. Abdomen fasciis nigris.*

Nemotelus fasciatus, *Macq. Hist Nat. Dipt.* i. 267, 7.



## NEMOTELUS CINGULATUS.

*Nigro-subæneus, aureo brevissime pubescens; abdomen marginibus, cingulisque (10 late interrupto) flavescens; pedes genubus tarsisque flavescens; alæ venis costalibus flavescens.*

*Nemotelus cingulatus*, L. Duf. *Ann. Soc. Ent. Fr. 2me Sér.* x. 5, 1, pl. 1, No. 1, f. 1—5.

Madrid, Spain.

## NEMOTELUS LATERALIS.

*Nigro-æneus, aureo brevissime pubescens; abdominis segmenta latere solum tenuiter penultimum postice vix, flavescens; pedum genua tarsisque flavescens; alæ venis costalibus flavescens.*

*Nemotelus lateralis*, L. Duf. *Ann. Soc. Ent. Fr. 2me Sér.* x. 6, 2, pl. 1, No. 1, f. 6.

Madrid, Spain.

Page 90.

## SARGUS LINEARIS.

*Fem. Rufo-testaceus; caput nigrum, albo biguttatum; thorax disco supra purpureo subtus nigro, lateribus albido univittatis; abdomen viride, valde elongatum, basi purpureum, segmentorum ventralium marginibus posticis testaceis; pedes testacei, tibiæ posticæ fasciis duabus nigris, tarsi posticis nigris; alæ fere limpide.*

*Fem.* Nearly allied to *S. bipunctatus*. Head black, with two white dots in front. Mouth testaceous. Antennæ black. Thorax reddish testaceous, with a whitish stripe on each side; disk purple above, black beneath. Abdomen dark green, very long, nearly linear, acuminate at the tip, purple towards the base: hind borders of the ventral segments pale testaceous. Legs testaceous; hind tibiæ with two broad blackish bands; hind tarsi black. Wings nearly limpid; stigma blackish; veins black, testaceous at the base. Halteres testaceous. Length of the body 6 lines; of the wings 10 lines.

*a.* Mexico. From Mr. Glennie's collection.

## Page 92.

## SARGUS STAMINEUS.

a. Santarem, Brazil. From Mr. Bates' collection.

## Page 94.

## SARGUS MELLEUS.

Sargus melleus, *Rondani, Ditteri Brasiliana*, 1848.  
Brazil.

## SARGUS OPULENTUS.

Mas. *Viridis, cyaneo purpureoque varius; caput antice fuscens, subtus testaceum; antennæ fuscae, basi testaceæ; abdomen purpureum, segmento 2o testaceo; pedes albido testacei, femoribus posticis nigricantibus, tibiis posticis apice metatarsisque posticis basi pallide fuscis; alæ fuscae.*

*Male.* Head brownish in front, testaceous beneath. Antennæ brown, testaceous towards the base; arista black, slender, extremely long. Thorax bright green, partly blue and purple, brownish testaceous on each side and beneath. Abdomen purple, slightly widening from the base of the second segment to the tip; second segment testaceous, purple above at the tip and on each side. Legs whitish testaceous; hind femora blackish, pale at the base; hind tibiæ at the tips and hind tarsi at the base pale brown; tips of the latter brown. Wings brown, grayish at the tips and on the disks of the posterior areolets; veins black. Halteres testaceous, with apple-green tips. Length of the body 6 lines; of the wings 12 lines.

a. Parà. From Mr. Bates' collection.

## SARGUS CONTRACTUS.

Mas. *Aureo-viridis; caput antice fulvum; antennæ fuscae, basi fulvæ; abdomen cupreum, segmentorum marginibus posticis fulvis; pedes fulvi, femoribus tibiisque posticis nigris; alæ cineræ.*

*Male.* Head tawny in front. Proboscis pale testaceous. Antennæ brown, tawny at the base; arista black, slender, short. Thorax

golden green. Abdomen cupreous, much contracted and very slender, except towards the tip, with a tawny band on the hind border of each segment. Legs tawny, black; hind tarsi black towards the tips. Wings dark gray; stigma brown. Halteres testaceous. Length of the body 5 lines; of the wings 9 lines.

a. Santarem, Brazil. From Mr. Bates' collection.

#### SARGUS ELONGATUS.

a. Port Natal. From Mr. Stevens' collection.

#### Page 95.

#### SARGUS TENEBRIFER.

a—c. Shanghai, North China. From Mr. Fortune's collection.

#### Page 96.

#### SARGUS METALLINUS.

a. North Bengal. From Miss Campbell's collection.

b. Malabar Coast. Presented by S. Ward, Esq.

#### Page 107.

*Agapophytus* and *Cyclotelus* appear to be two distinct groups of one genus, and the characters assigned to the former in page 107 belong to the latter, which represents in South America the *Agapophyti* of Australia.

#### Genus AGAPOPHYTUS.

Antennæ 5-articulatæ? capitis longitudine; articulus 1us cylindricus, sat longus; 2us 3us et 5us brevissimi; 4us longissimus. Femora postica sulcata.

Antennæ 5-jointed? as long as the head; first joint cylindrical, moderately long; second very short; flagellum fusiform, compressed, full twice the length of the first joint, composed of three joints, of which the first and third are extremely short. Hind femora channelled. Wings with four complete separate externo-medial veins; subanal vein united to the anal at some little distance from the border.

## 1. AGAPOPHYTUS AUSTRALASIE.

*Ater; antennæ articulo 1o flavo; pedes antici flavi femoribus basi nigris, posteriores nigri metatarsis flavis; alæ hyalinæ obscure fasciatæ, venis nigris.*

Agapophytus Australasiæ, Guérin.  
Port Jackson.

## 2. AGAPOPHYTUS PYRRHOTELUS.

*Niger; antennæ rufo-luteæ, basi ferrugineæ; tibiæ anticæ luteæ, intermediæ piceæ apice albidæ, posticæ piceæ; tarsi posteriores basi albidi; alæ subcinereæ, nigro bifasciatæ, apice luteæ.*

Black. Antennæ reddish luteous, ferruginous towards the base. Fore tibiæ luteous; posterior tibiæ piceous, the middle pair whitish towards the tips; posterior tarsi whitish towards the base. Wings very slightly grayish, with two black bands, one a little before the middle, the other beyond the middle, between it and the tip there is a large luteous spot, which is partly bordered with gray; veins black. Halteres black, with whitish tips. Length of the body 5 lines; of the wings 8 lines.

a. Moreton Bay, Australia. From Mr. Strange's collection.

## 3. AGAPOPHYTUS EXTINCTUS.

*Niger; antennæ basi fulvæ; abdominis latera canescentia; tarsi postici basi albi; alæ sublimpidæ, fascia apicibusque cinereis.*

Black. Proboscis pale yellow. Antennæ mutilated, tawny at the base. Abdomen slightly hoary on each side, clothed with pale hairs at the tip. Hind tarsi white towards the base. Wings nearly limpid, gray for more than one-third of the length from the tips; a slight gray band at a little before the middle. Halteres white towards the tips. Length of the body  $3\frac{1}{2}$  lines; of the wings 6 lines.

Page 111.

## PHYCUS CANESCENS.

a. East Indies. From Mr. Stevens' collection.

## Genus ARTHROPEAS.

Proboscis brevis. Palpi proboscide non longiores, biarticulati; articulus 1us 2o longior; 2us 1o non crassior. Antennæ 10-articulatæ; articuli 1us et 2us æquales, cylindrici; 3us et sequentes breves, arte connexi, flagellum fusiforme fingentes. Pedes mediocriter longi; tibiæ calcaratæ; metatarsi elongati. Ungues distincti. Onychia tria.

Arthropeas, *Loew, Ent. Zeit. Stett.* 1850, xi. 304.

Antennæ 10-jointed, lanceolate, a little longer than the head; first and second joints equal, transverse; third obovate; fourth, fifth and sixth transverse; seventh and eighth much longer than broad; ninth a little shorter than the eighth; tenth acuminate, about twice the length of the ninth. Abdomen elongate-obconical. Legs moderately long and slender. Wings rather narrower, moderately long. Subcostal vein ending at beyond half the length of the wing; mediastinal ending at before two-thirds of the length; radial ending at about three-fourths of the length; first branch of the cubital undulating, ending at a little in front of the tip of the wing; second branch ending at a little behind the tip; four separate externo-medial veins; subanal vein joining the anal on the border of the wing; discal areolet pentagonal, its fore side and its hind side curved and nearly parallel.

## 1. ARTHROPEAS SIBIRICA.

*Ochraceo-flava; thorax nigro trivittatus; abdomen aurantiaco rufum fasciis nigris; alæ ochraceo-flavæ, nigro guttatæ.*

Arthropeas sibirica, *Loew, Ent. Zeit. Stett.* 1850, xi. 305, pl. 1, f. 43—46.

Siberia.

## PANGONIA BASALIS.

*Var. Fem.* Head tawny in front. Antennæ wholly tawny. Wings wholly grayish brown, a little darker along the costa.

*a.* Tapayos, Brazil. From Mr. Bates' collection.

In this specimen the hind branch of the cubital vein is simple in one wing, but rejects a short branch in the other.

Page 128.

PANGONIA SORBENS.

*Fem. Var.* Piceous. Head in front, antennæ and abdomen ferruginous. Head beneath and pectus clothed with white hairs. Abdomen with a piceous spot at the base. Legs tawny. Wings grayish brown, darker along the costa and on the fork of the cubital vein, and on the transverse veinlets.

In this species the hind branch of the cubital vein does not, as in *P. basalis*, join the first externo-medial vein on the border, but at a short distance from it, and thereby forms a petiolated areolet.

*a.* Santarem, Brazil. From Mr. Bates' collection.

Page 131.

PANGONIA SUTURALIS.

*Pangonia suturalis*, *Rondani*, *Ditteri Brasiliiani*, 1848.  
Brazil.

Page 132.

NOTE.—*Pangonia furcata*, &c. is inadvertently inserted below instead of above S. Africa.

PANGONIA FUMIFERA.

*Fœm.* *Picea*; *caput et pectus albo hirta, illum antice ferrugineum*; *antennæ fulvæ*; *proboscis corporis dimidio longior*; *abdomen ferrugineum, fasciculis dorsalibus et apicalibus albis*; *pedes ferruginei, tarsi piceis*; *alæ cinereæ, ad costam fuscæ, apud venas transversas obscuriores.*

*Fem.* Piceous. Head ferruginous in front, clothed beneath with white hairs. Proboscis black, much more than half the length of the body. Antennæ tawny, darker towards the tips. Pectus and sides of the thorax clothed with white hairs. Wings gray, brown towards the costa; transverse veinlets and angle of the cubital vein

clouded with darker brown; fore branch of the cubital vein forming a slightly obtuse angle, which has no rudiment of a vein; hind branch joining the first externo-medial at a short distance from the border of the wing. Abdomen pale ferruginous, semipellucid, darker above than beneath, with a patch of white hairs on the hind border of each segment, and one on each side at the tip. Legs tawny; tarsi piceous, tawny at the base. Length of the body 5 lines; of the wings 10 lines.

This species much resembles *P. sorbens*, but the latter has a longer proboscis, and its abdomen is without the dorsal patches of white hairs.

a. Santarem, Brazil. From Mr. Bates' collection.

Page 139.

PANGONIA AMBOINENSIS.

*Fem.* Black. Head beneath, pectus and sides of the thorax clothed with gilded hairs. Proboscis much longer than the body. Thorax covered above with short black hairs. Abdomen piceous black; first, second and third segments tawny, with a black dorsal stripe; under side mostly ferruginous. Legs tawny. Wings brown; first fore fork of the cubital vein rejecting a short branch; hind fork approaching near to the tip of the first externo-medial vein.

a. Sikkim Himalaya, North India. From Dr. Hooker's collection.

PANGONIA TAPROBANES.

*Fcem.* *Nigro-picea*; proboscis corpore multo brevior; antennæ ferrugineæ aut luteæ; thorax testaceo quadrivittatus; abdomen fulvum, vitta dorsali apiceque piceis; pedes fulvi; alæ fuscæ, areolarum marginalium discis cineris, venis ferrugineis.

*Fem.* Piceous black. Head clothed with testaceous hairs beneath, black and shining in front, clothed elsewhere with testaceous tomentum, with the exception of the frontal callus, which is black and nearly fusiform. Proboscis much shorter than the body. Antennæ ferruginous. Thorax with four testaceous stripes. Pectus clothed with testaceous hairs. Abdomen tawny, with a piceous dorsal stripe, which is dilated towards the tip, and there occupies the

the whole breadth. Legs tawny. Wings brown; disks of the marginal areolets gray; veins ferruginous; fore fork of the cubital vein rejecting a moderately long branch; hind fork approaching on the border of the wing very near to the first externo-medial vein. Length of the body 7 lines; of the wings 14 lines.

Var.  $\beta$ . Antennæ luteous. Dorsal stripe of the abdomen interrupted on the hind borders of the segments. Branch of the cubital vein much longer than in Var.  $\alpha$ .

$\alpha, \beta$ . Ceylon. Presented by R. Templeton, Esq.

Page 140.

PANGONIA SOLIDA.

$\alpha, \beta$ . Van Dicman's Land. Presented by Morton Allport, Esq.

Page 145.

PANGONIA INCONSPICUA.

$\alpha$ . Rio Tapayos, Brazil. From Mr. Bates' collection.

Page 152.

DICHELACERA T-NIGRUM.

Var.? *Fœm.* *Aurata*, palpi fulvi; antennæ fulvæ, basi luteæ, apice nigræ; thorax fascia scutelloque fuscis; abdomen luteum, apice fuscum; pedes lutei, tibiis tarsisque anticis nigris; alæ limpidæ, apud costam flavescentes, vitta brevi postica fasciæque furcata fuscis.

Var.? *Fem.* Gilded yellow. Head in front with a large triangular shining piceous callus. Eyes bronzed. Proboscis black, rather long. Palpi tawny. Antennæ black; first and second joints luteous; third tawny towards the base, with a long slender tawny horn. Thorax with a brown band by the base of the wings. Scutellum brown. Abdomen luteous, brown towards the tip. Legs luteous; fore tibiæ and fore tarsi black. Wings nearly limpid, with a yellow tinge in front and towards the base, brown along the costa, with an elongated brown spot between the subanal vein and the anal, and with a forked brown band at two-thirds of the length;



fore branch of the cubital vein simple, forming an obtuse and rounded angle. Halteres tawny, with pale yellow knobs. Length of the body  $4\frac{1}{2}$  lines; of the wings 8 lines.

a. Santarem, Brazil. From Mr. Bates' collection.

*Page 194.*

*For Corpus nigrum, read Corpus nigrum, maculis aut vittis pallidis.*

*Page 213.*

TABANUS CONFLIGENS.

Tabanus tenens (Nomen bis lectum), No. 247.

a. Rio Tapayos, Brazil. From Mr. Bates' collection.

*Page 214.*

TABANUS UNICOLOR.

a. Santarem, Brazil. From Mr. Bates' collection.

*Page 217.*

TABANUS TRILINEATUS.

a. Rio Tapayos, Brazil. From Mr. Bates' collection.

*Page 223.*

TABANUS PUNCTUM.

Tabanus punctum, *Rondani, Ditteri Brasiliani*, 1848.  
Brazil.

TABANUS PICEIVENTRIS.

Tabanus piceiventris, *Rondani, Ditteri Brasiliani*, 1848.  
Brazil.

## TABANUS INNOTESCOENS.

*Fœm.* *Rufus; caput albo tomentosum et pilosum; palpi albido testacei; antennæ ferruginæ, basi testacæ, apice nigre, articulo 3o vix cornuto; pectus apud discum cinereum; abdomen basi testaceum; pedes fulvi, tarsi nigri; alæ subcinereo hyalinæ, basi et apud costam luridæ.*

*Fem.* Red. Head with white hairs and tomentum, testaceous between the eyes, with the exception of a long slender shining ferruginous callus. Eyes bronzed, with very small facets. Proboscis black. Palpi whitish testaceous. Antennæ ferruginous, very small, testaceous at the base, black towards the tips; third joint with a very small slightly obtuse tooth. Thorax thinly covered with white tomentum. Disk of the pectus gray. Abdomen testaceous towards the base. Legs tawny; tarsi black, except at the base. Wings slightly grayish hyaline, lurid at the base and along the costa as far as the stigma, which is brown; veins black; fore branch of the cubital vein simple, forming an obtuse and somewhat founded angle. Length of the body 8 lines; of the wings 15 lines.

α. Tapayos, Brazil. From Mr. Bates' collection.

## TABANUS CHRYSOLEUCUS.

*Mas.* *Luteus; caput et pectus albo tomentosa et pilosa; palpi albi; antennæ fulvæ, apice nigre, articulo 3o cornuto, abdomen fuscum, apice nigrum, subtus testaceum, maculis dorsalibus fasciisque ventralibus albis; pedes nigri, tibiis albis: alæ limpidæ, basi vitta postica fasciæque nigricantibus.*

*Male.* Head and pectus with white hairs and tomentum. Eyes red, composed of large facets; fore part bronzed, with very small facets. Proboscis black. Palpi white. Antennæ tawny, with black tips; third joint with a rather long acute tooth. Thorax thickly clothed with bright luteous hairs. Abdomen brown, black towards the tip, testaceous beneath; hind borders of the segments whitish beneath, and with whitish triangular spots above. Legs black; anterior tibiæ white, with black tips; hind tibiæ dingy whitish towards the base. Wings limpid, blackish at the base, with a blackish stripe which extends between the subanal vein and the anal towards the border, and with a blackish band extending from the stigma nearly to the hind border; veins black; fore branch

of the cubital vein simple, forming an obtuse and somewhat rounded angle. Halteres black, white towards the base. Length of the body 4 lines; of the wings 8 lines.

a. Santarem, Brazil. From Mr. Bates' collection.

Page 236.

TABANUS LATIPES.

*Var. ? Fem.* Bright testaceous. Head and thorax covered with testaceous tomentum and down. Head with testaceous hairs beneath; callus black, shining, short and transverse. Eyes with very small facets. Proboscis black. Antennæ black, short and slender; third joint with a very small obtuse tooth. Thorax with two patches of white down on each side, one at the base of the wing, the other behind. Abdomen more tawny above than the thorax; under side paler testaceous, with a black stripe along each side, and a large yellow spot on each side at the base; a white band on the hind border of each segment. Legs black; fore tibiæ much dilated. Wings blackish brown, grayish along the hind border, limpid, with the exception of the costa, for more than one-third of the length from the tips; a limpid dot near the base, and a large subquadrate limpid spot in the disk before the middle; fore branch of the cubital vein simple, not angular.

a. Port Natal. From Mr. Plant's collection.

*T. fenestratus*, p. 264, may be a variety of this species.

Page 238.

TABANUS ORIENTIS.

a. Sikkim Himalaya, North India. From Dr. Hooker's collection.

Page 249.

TABANUS EXPLICATUS.

*Fœm.* *Niger*; *caput testaceo tomentosum*; *antennæ parvæ, articulis supra dentalis*; *pectus cinereum*; *segmentorum abdominalium margines postici supra fulvi, subtus testacei*; *tibiæ albæ, apice nigræ*; *alæ cinereæ, basi et apud costam luridæ.*

*Fem.* Black. Head with a long slender black shining callus between the eyes, covered elsewhere with testaceous tomentum; a

few yellow hairs beneath. Eyes with very minute facets. Lancers tawny. Antennæ small; first and second joints toothed above; third with a small acute tooth, which is slightly curved forward. Pectus gray, thinly clothed with yellow hairs. Hind borders of the abdominal segments tawny, testaceous beneath. Tibiæ white, black towards the tips. Wings gray, lurid at the base and along the costa; veins tawny, black towards the tips; fore branch of the cubital vein simple; externo-medial arcolets open; subanal vein united to the anal at some little distance from the border; alaræ lurid. Halteres testaceous. Length of the body 8 lines; of the wings 15 lines.

*a, b.* Sikkim Himalaya, North India. From Dr. Hooker's collection.

Page 255.

#### TABANUS EXPULSUS.

*Fœm.* *Cinereus*; *caput et pectus albido*; *palpi ferruginei*; *antennæ fulvæ, apice nigræ*; *thorax fusco bivittatus*; *abdomen nigrum, segmentorum marginibus posticis luteis, ventris lateribus fulvis, pedes fulvi, tarsis nigris, tibiis posticis nigro ciliatis*; *alæ cinereæ, apud costam fuscæ, venulis transversis nigro-fusco guttatis.*

*Fœm.* Head with whitish tomentum behind and beneath, clothed beneath with whitish hairs; vertex brown; front tawny; callus elongate, capitate, black, shining. Eyes æneous, with very minute facets. Proboscis black. Palpi ferruginous. Antennæ tawny, curved upward; first joint produced above in front, and forming an acute angle; second very minute; third black above, moderately dilated, forming a slightly obtuse angle; fourth and following joints black. Thorax cinereous, with two indistinct pale brown stripes, which are not apparent in some aspects. Pectus with whitish tomentum, and in front with whitish hairs. Abdomen black; hind borders of the segments luteous; under side with two broad lateral tawny stripes. Legs tawny; coxæ black, with whitish tomentum; femora with whitish down, gray at the base; tarsi black, the posterior tawny at the base; fore tibiae picuous towards the tips; hind tibiæ thickly fringed with very short black hairs. Wings gray, brown along the costa for about one-third of the breadth; transverse veinlets; tip of the radial vein, fork of the cubital vein and tip of its fore branch clouded with blackish brown; veins black; fore branch of the cubital vein forming an obtuse and

somewhat rounded angle, which emits no branch. Halteres tawny. Length of the body 6 lines; of the wings 12 lines.

*a, b.* Auciteum, New Hebrides. From the Voyage of H.M.S. Herald. Collected by J. Macgillivray, Esq.

*Page 289.*

**CHRYSOPS VULNERATUS.**

*Chrysops vulneratus. Rondani, Ditteri Brasiliani, 1848.*  
Brazil.

LIST  
OF THE  
SPECIMENS  
OF  
DIPTEROUS INSECTS  
IN  
THE COLLECTION  
OF THE  
BRITISH MUSEUM.

---

PART VI.  
SUPPLEMENT II.

---

PRINTED BY ORDER OF THE TRUSTEES.  
LONDON, 1854.

---

LONDON :  
PRINTED BY EDWARD NEWMAN,  
9, DEVONSHIRE ST., BISHOPSGATE.

---

# INTRODUCTION.

---

THE principal object of the present Catalogue has been to give a complete list of the specimens of Dipterous Insects contained in the collection of the British Museum, indicating at the same time the peculiarities of each, as regards variations of character, locality, and the source from whence it has been derived. With this view, the different individuals of each species contained in the collection are indicated by the letters *a, b, c, &c.*, following the name of the species and its synonyms, and the description, if it appeared to have been before undescribed.

The Catalogue of Dipterous Insects has been prepared and the new species described by Mr. FRANCIS WALKER, F.L.S., so well known for his attention to this order of Insects.

This part contains a revision of the family *Acroceridæ* and part of the family *Asilidæ*, with a description of the species added since the former parts were printed.

JOHN EDWARD GRAY.

*British Museum,*

*December, 1854.*





# LIST OF DIPTERA

---

## SECOND SERIES.

---

### PART II.

---

#### Fam. 4. ACROCERIDÆ.

Corpus latum, globosum. Caput oculis exceptis minimum. Ocelli tres. Antennæ triarticulatæ, brevissime stylatæ. Alæ latæ. Halteres alulis sæpissime obtectæ. Abdomen magnum, segmentis quinque. Pedes simplices.

Acroceridæ, *Leach, Samouelle's Compendium; Curt.; Steph.; Westw.*

Acrocerides, *Leach, Edinb. Encycl.*

Bombyliarii, p., *Lam.*

Aplocera, p., *Dumeril.*

Inflatæ, *Latr.; Wied.*

Inflata, *Meig.; Gimm.*

Stratiomydæ, p.; *Fall.*

Vesiculosa, *Macq.*

Asiphoniæ, p., *Rafinesque.*

Cyrtites, *Newman.*

Ogcodini, *Rondani.*

Inflata (Henopii), *Agassiz.*

Acrocerinæ, *Zett.*

Henopii, *Erichson.*

Cyrtidii, *Bigot.*

- A. Proboscis longa.
- A. Antennæ triarticulatæ.
- A. Antennæ vertice insertæ. - - - - 1. Panops.
- B. Antennæ fronte insertæ.
- a. Alarum costa non angulata. - - - - 2. Lasia.
- b. Alarum costa angulata. - - - - 3. Pteropexus.
- B. Antennæ biarticulatæ.
- A. Antennæ vertice insertæ.
- a. Vena subcostalis alæ dimidio longior. - - - - 4. Cyrtus.
- b. Vena subcostalis alæ dimidio brevior. - - - - 5. Exetasis.
- B. Antennæ fronte insertæ.
- a. Prothoracis lobi dorsales remoti. - - - - 6. Psilodera.
- b. Prothoracis lobi dorsales contigui.
- i. Oculi sub antennis contigui. - - - - 7. Thyllis.
- ii. Oculi sub antennis divergentes. - - - - 8. Philopota.
- B. Proboscis brevis. Alulæ maximæ.
- A. Antennæ triarticulatæ.
- A. Antennæ vertice insertæ.
- a. Corpus vix villosum. - - - - 9. Ocnæa.
- b. Corpus valde villosum. - - - - 10. Eriosoma.
- B. Antennæ fronte inserta.
- a. Antennæ articulis basalibus disjunctis. - - - - 11. Astomella.
- b. Antennæ articulis basalibus connatis. - - - - 12. Pialea.
- C. Antennæ capitis basi insertæ. - - - - 13. Physegaster.
- B. Antennæ biarticulatæ.
- A. Arista nulla. - - - - 14. Pterodontia.
- B. Arista distincta.
- a. Antennæ vertice insertæ. - - - - 15. Acrocera.
- b. Antennæ fronte insertæ. - - - - 16. Terphis.
- C. Proboscis nulla. Os clausum. - - - - 17. Henops.
- D. Proboscis brevis. Alulæ minimæ. - - - - 18. Sphærogaster.

## Genus 1. PANOPS.

Oculi sub antennarum basi contigui. Ocelli tres. Proboscis longa. Antennæ triarticulatæ, vertice insertæ. Prothoracis lobi dorsales remoti.

Panops, *Lamarck, Ann. Mus. d'Hist. Nat.* iii. 263; *Latr. Encycl.* viii. 707; *Dict. d'Hist. Nat.* xxiv. 467; *Gen. Crust. et Ins.* iv. 316; *Oliv.*; *Wied.*; *Macq.*; *Ericks.*  
 Mesophysa, *Macq.*

## 1. PANOPS BAUDINI.

*Niger; antennæ concolores; abdominis segmenta 2um et 3um macula utrinque laterali flavescente; femora tibiæque apice albida; alæ subinfuscatæ, venis nigris.*

Panops Baudini, *Lam. Ann. Mus. d'Hist. Nat.* iii. 266, pl. 22, f. 3; *Latr. Gen. Crust. et Ins.* iv. 316; *Enc. Méth.* viii. 710, 1; *Dict. d'Hist. Nat.* xxiv. 467. *Wied. Auss. Zweifl.* ii. 19, 2. *Macq. Hist. Nat. Dipt.* i. 365, 2. *Erichs. Entomogr.* i. 141, 1.

Mesophysa marginata, *Macq. Dipt. Exot.* i. 2, 168, 2.

New Holland.

## 2. PANOPS FLAVIPES.

*Æneo-niger; ocelli tuberculo insertæ; antennæ basi, tibiæ tarsi-que flavida; alæ inauratæ, alulis albidis.*

Panops flavipes, *Latr. Enc. Méth.* viii. 710, 2; *Dict. d'Hist. Nat.* xxiv. 467; *Cuv. Règn. Anim.* iii. *Wied. Auss. Zweifl.* ii. 649. *Erichs. Entomogr.* i. 141, 2.

Mesophysa scapularis, *Macq. Dipt. Exot.* i. 2, 167, 1.

New Holland.

## Genus 2. LASIA.

Oculi villosi, super antennarum basim contigui. Ocelli tres. Proboscis longa. Antennæ triarticulatæ, fronte insertæ. Prothoracis lobi dorsales remoti.

*Lasia, Wied. Anal. Ent.* ii.; *Auss. Zweifl.* i. 329; *Perty; Erichs. Westw.*

Panops, p., *Wied.; Macq.*

Subcostal vein ending at much before two-thirds of the length of the wing; mediastinal ending at a little beyond five-sixths of the length; radial ending at a little beyond the mediastinal; the two branches of the cubital curved forward from the hinder part of the wing, and ending at some distance in front of the tip: three externo-medial veins; first running very near the cubital, and connected with it at the fork of the latter, extending like the third to the border of the wing; second not extending to the border, connected with the first and with the second by two transverse veinlets; subanal vein joining the anal at some distance from the border of the wing.

## 1. LASIA FLAVITARSIS.

*Cyanea, cano hirta; proboscis, antennæ pedesque nigra; proboscis corpore longior; tarsi subtus rufo pubescentes; alæ subcinereæ, venis nigris.*

*Panops flavitarsis*, Wied.; *Macq. Dipt. Exot.* i. 2, 166.

*Lasia splendens*, Wied. *Anal. Ent.* ii. f. 3; *Auss. Zweifl.* i. 330, 1, pl. 4, f. 3. *Erichs. Entomogr.* 144, 4.

*Lasia flavitarsis*, *Erichs. Entomogr.* i. 143, 1.

*a.* Santarem, Brazil. From Mr. Bates' collection.

*b, c.* Rio Tapayos, Brazil. From Mr. Bates' collection.

## 2. LASIA CORVINA.

*Nigra, nitida; thorax nigro hirtus; alæ hyalinæ, costa nigra; alulæ nigricantes.*

*Lasia corvina*, *Erichs. Entomogr.* i. 143, 2.

Chili.

## 3. LASIA OCELLIGERA.

*Ænea; flavido hirta, proboscis testacea; antennæ nigræ, basi flavæ; tibiæ tarsique flavida; alæ hyalinæ, costa testacea.*

*Panops ocelliger*, Wied. *Auss. Zweifl.* ii. 19, 3. *Macq. Dipt. Exot.* i. 2, 166, pl. 14, f. 1. *Guér. Icon. Règn. Anim. Ins.* pl. 94, f. 9.

*Lasia ocelligera*, *Erichs. Entomogr.* i. 143, pl. 94, f. 9.

Cassapawa, Brazil.

## 4. LASIA AURICOMA.

*Cæruleo-viridis, nitida; thoracis dorsum cupreum; abdominis segmenta apicalia aureo pilosa; pedes nigri, tarsis luteis.*

*Lasia auricoma*, *Westw. Trans. Ent. Soc. Lond.* v. 93.

Brazil.

## 5. LASIA RUFIPES.

*Æneus*; thorax et abdomen valde luce pilosa, pedes alarumque venæ costales testacea.

*Lasia rufipes*, Westw. *Trans. Ent. Soc. Lond.* v. 92.

Brazil.

## Genus 3. PTEROPEXUS.

Frons linearis. Oculi villosi. Proboscis longa. Palpi brevissimi. Antennæ capitis antici medio insertæ, articulo 1o subconico, 2o cyathiformi, 3o longo angusto. Alarum costa apicem versus angulata.

*Pteropexus*, Macq. *Dipt. Exot. Suppl.* 1, 97.

Subcostal vein ending before half the length of the wing; mediastinal ending at much beyond three-fourths of the length. Radial ending at a little in front of the tip. Cubital simple, ending at a little behind the tip. First, second, and fourth externo-medial veins complete; third abbreviated. Subanal vein joining the anal near the border. Discal arcolet elongate, tetragonal.

## 1. PTEROPEXUS BICOLOR.

Mas. *Viridis*; facies antennæque nigræ; abdomen violaceum; pedes fulvi; alæ subfusæ.

*Pteropexus bicolor*, Macq. *Dipt. Exot. Suppl.* 1, 98, 1, pl. f. 2.

New Grenada.

## Genus 4. CYRTUS.

Oculi pubescentes, sub antennarum basi contigui. Ocelli tres. Proboscis longa. Antennæ biarticulatæ, vertice insertæ. Prothoracis lobi dorsales remoti.

*Cyrtus*, Latr. *Precis.* 151; Meig.; Wied.; Macq.; Erichs.

*Acrocera*, p., Fabr. *Syst. Antl.* 332.

*Henops*, p., Illig. *Käf. Preuss.* 500.

Costal vein ending at a little in front of the tip of the wing; subcostal vein ending at much beyond half the length; mediastinal ending at beyond five-sixths of the length; radial nearly straight, ending at a little beyond the mediastinal; first branch of the cubital ending in front of the tip of the wing; second branch ending at much behind the tip; three externo-medial veins extending to the border of the wing; subanal vein joining the anal at some distance from the border; discal areolet tetragonal, very long and narrow.

### Europe.

#### 1. CYRTUS GIBBUS.

*Nigro flavoque varius; abdomen subtus flavum, trifariam nigro maculatum; pedes flavi; alæ fuscæ.*

*Acrocera gibba, Fabr.*

*Cyrtus acephalus, Duméril, Cons. Gen. Ins. pl. 48, f. 7.*

*Cyrtus gibbus, Erichs. Entomogr. 147, 1.*

#### 2. CYRTUS PUSILLUS.

*Niger; thorax flavo maculatus; abdomen fasciis latis sinuatis interruptis flavis, subtus flavum trifariam nigro maculatum; pedes flavi; alæ fuscæ.*

*Cyrtus pusillus, Macq. Hist. Nat. Dipt. i. 366, 2. Meig. Zweifl. vii. 101, 2. Erichs. Entomogr. 148, 2.*

*Cyrtus gibbus, Var. ?*

South France.

### North America.

#### 3. CYRTUS MAGNUS.

*Cyrtus magnus, Cat. of Diptera, Pt. 3, 511.*

### Africa.

#### 4. CYRTUS DENTATUS.

*Fœm. Niger; thoracis latera flavo maculata; abdomen fasciis interruptis emarginatisque flavis; pedes flavi; alæ fuscæ.*

*Cyrtus dentatus*, *Macq. Dipt. Exot.* i. 2, 168, 1, pl. 14, f. 3.

*Erichs. Entomogr.* 148, 3.

*Cyrtus gibbus*, Var. ?

Algiers.

### Genus 5. EXETASIS.

Antennæ triarticulatæ, capite paullo longiores; articulus 1us brevis, 2us adhuc brevior; 3us longissimus, linearis.

*Exetasis*, *Diptera Saundersiana*, Pt. 3, 202.

Subcostal vein ending before half the length of the wing; radial ending at beyond three-fourths of the length; cubital forked near its base, the first fork ending a little before, and the second a little behind, the tip of the wing; first, second and fourth externo-medial veins complete; third abbreviated; subanal and anal veins united on the border.

#### 1. EXETASIS TUMENS.

*Exetasis tumens*, *Diptera Saundersiana*, Pt. 3, 203.

Brazil.

### Genus 6. PSILODERA.

Oculi glabri, super antenarum basin contigui. Ocelli tres, minimi. Proboscis longa. Antennæ biarticulatæ, fronte insertæ. Prothoracis lobi dorsales remoti.

*Psilodera*, *G. R. Gray, Griff. Anim. Kingd. Ins.* xv. 779;  
*Erichs.*

*Cyrtus*, p., *Wied.*

*Mesocera*, *Macq.*

Wings transversely rugulose: subcostal vein ending at a little beyond half the length of the wing; mediastinal ending at beyond five-sixths of the length; radial curved towards the disk, ending at a little beyond the mediastinal; branches of the cubital curved towards the hind border, and ending at a little in front of the tip of the wing: three externo-medial veins; subanal vein joining the anal at some distance from the border.



## 1. PSILODERA VALIDA.

*Ænea*; thorax flavido hirtus, humeris, lateribus punctisque duobus ante scutellum sulphureis; abdomen rufum, incisuris flavis; pedes sulphurei, tibiis anticis apice subtus nigris; alæ hyalinae.

*Cyrtus validus*, *Wied. Auss. Zweifl.* ii. 131.

*Mesocera flavicornis*, *Macq. Dipt. Exot.* i. 2, 174, 1.

*Psilodera valida*, *Erichs. Entomogr.* 145, 1.

South Africa.

## 2. PSILODERA BIPUNCTATA.

*Nigra*; thorax humeris, lateribus punctisque binis ante scutellum sulphureis; abdomen ferruginosum, sulphureo fasciatum; alæ limpidæ.

*Cyrtus bipunctatus*, *Wied. Zool. Mag.* iii. 15, 20; *Auss. Zweifl.* ii. 14, 3, pl. 7, f. 1.

*Psilodera bipunctata*, *Erichs. Entomogr.* 145, 2.

Cape.

## 3. PSILODERA FASCIATA.

*Nigra*; thorax cinereo hirtus; abdomen albido fasciatum; pedes sulphurei; alæ flavescentes.

*Cyrtus fasciatus*, *Wied. Zool. Mag.* iii. 14, 19; *Auss. Zweifl.* ii. 14, 2.

*Psilodera capensis*, *G. R. Gray, Griff. Anim. Kingd. Ins.* xv. 779, pl. 128, f. 4. *Westw. Trans. Ent. Soc. Lond.* v. 92.

*Psilodera fasciata*, *Erichs. Entomogr.* 146, 3.

## 4. PSILODERA AFFINIS.

*Lutea*; thorax plaga lata dorsali antice subito angustata ænea; abdomen supra saturate fusco testaceum, villosum, segmentis 1o ad 3um macula media nigra ad basim haud dilatata.

*Psilodera affinis*, *Westw. Trans. Ent. Soc. Lond.* v. 92.

Cape.

## Genus 7. THYLLIS.

Oculi pubescentes, super et sub antennarum basi contigui. Ocelli tres. Proboscis longa. Antennæ biarticulatæ, fronte insertæ. Prothoracis lobi dorsales contigui.

Thyllis, *Erichs. Entomogr.* i. 149.

Acrocera, p., *Fabr.*

Cyrtus, p., *Wied.*

Subcostal vein ending at much beyond half the length of the wing; mediastinal ending at about three-fourths of the length; radial ending at about five-sixths of the length; first branch of the cubital obsolete; second ending at a little behind the tip of the wing; first and second externo-medial veins complete; third abbreviated; subanal and anal veins united near the border, to which they do not extend; discal areolet elongated, subtetragonal.

## 1. THYLLIS CRASSUS.

*Nigra, rufo varia; prothoracis margo anticus, mesothoracis vitta lateralis flexuosa, abdominisque fasciæ interruptæ flava; alæ ad costam fuscæ.*

Acrocera crassa, *Fabr. Syst. Antl.* 332, 2.

Cyrtus crassus, *Wied. Auss. Zweifl.* ii. 15, 4.

Thyllis crassa, *Erichs. Entomogr.* i. 150, 1.

Cape.

## 2. THYLLIS TURGIDA.

*Nigra, rufo varia; prothoracis margo anticus et posticus, mesothoracisque vitta lateralis flava; alæ fusco hyalinæ, ad costam fuscæ.*

Thyllis turgida, *Erichs. Entomogr.* i. 150, 2.

Cape.

## 3. THYLLIS OBESA.

*Nigra; prothoracis margo anticus et posticus, mesothoracis vittæ 2 marginales, scutellum et segmentorum abdominalium margines postici flava; alæ hyalinæ, ad costam fuscæ.*

Thyllis obesa, *Erichs. Entomogr.* i. 151, 3.

Cape.

## 4. THYLLIS COMPRESSA.

*Nigra; thorax compressus, utrinque vitta maculisque posticis ferrugineis; abdomen oblongum, ferrugineum, segmentis macula basali biloba nigra.*

*Thyllis compressa, Erichs. Entomogr. 151, 4.*

Cape.

## Genus 8. PHILOPOTA.

Oculi subpubescentes, super antennarum basim contigui. Ocelli tres. Proboscis longa. Antennæ biarticulatæ, fronte insertæ. Prothoracis lobi dorsales contigui.

*Philopota, Wied. Auss. Zweifl. ii. 17; Westw.; Macq.; Erichs.*

Subcostal vein ending at much beyond half the length of the wing; mediastinal ending at much beyond the subcostal; radial ending at about seven-eighths of the length; branches of the cubital vein, externo-medial veins and subanal vein not extending to the border.

South America.

## 1. PHILOPOTA CONICA.

*Nigra; thoracis limbus, abdominis margines lineæque transversæ flava; tibiæ flavæ, anteriores nigro vittatæ; alæ rufo-fuscæ.*

*Philopota conica, Wied. Auss. Zweifl. ii. 17, 1, pl. 9, f. 1. Macq. Hist. Nat. Dipt. i. 366, 1; Dipt. Exot. ii. 171, 1, pl. 14, f. 4. Westw. Trans. Ent. Soc. Lond. v. 94. Erichs. Entomogr. i. 154, 4.*

Brazil.

## 2. PHILOPOTA MACULICOLLIS.

*Nigro-picea; facies angusta, inter oculos albida; proboscis flava, apice fusca; prothorax dorsi angulis posticis productis, apice extremo ferrugineo; mesothorax punctis duobus minutis anticis alterisque duobus cuneatis supra basim alarum ferrugineis; abdomen piceo-nigrum, margine laterali tenui subtus pallide flavo; femora nigra, basi rufa, apice luteo-fusca; tibiæ posticæ extus pallide flavæ; alæ infumatæ, dimidio postico pallidiore.*

*Philopota maculicollis*, Westw. *Lond. and Edin. Phil. Mag.* 1835.  
*Trans. Ent. Soc. Lond.* v. 93.

*Philopota vidua*, Erichs. *Entomogr.* i. 153, 1.

Brazil.

### 3. PHILOPOTA LITURATA.

*Fusco-nigra*; *prothoracis margo anticus et posticus, mesothoracis utrinque linea flexuosa flava*; *alæ fusco hyalinæ*; *abdomen subopacum punctatissimum.*

*Philopota liturata*, Westw. *Trans. Ent. Soc. Lond.* v. 94.

*Philopota ovata*, Mas. ?

Brazil.

### 4. PHILOPOTA OVATA.

*Fusca, punctatissima*; *thorax et abdomen basi lineis flavis notata*; *alæ fusco hyalinæ, costa late fusca.*

*Philopota ovata*, Westw. *Trans. Ent. Soc. Lond.* v. 95.

a. Rio Tapayos, Brazil. From Mr. Bates' collection.

### 5. PHILOPOTA TUBERCULATA.

*Nigra, luteo villosa*; *mesothorax postice bituberculatus*; *alæ fusco hyalinæ, dimidio antico fusco, abdomen basi utrinque luteum.*

*Philopota tuberculata*, Westw. *Trans. Ent. Soc. Lond.* v. 95.

Brazil.

### 6. PHILOPOTA HISTRIO.

*Ainco-nigra*; *prothoracis flavi latera vitta tenui nigra ad basin alarum extensa et cum margine tenui antico nigro mesothoracis litteram M formante*; *coxæ anticæ flavæ.*

*Philopota histrio*, Erichs. *Entomogr.* i. 153, 2. Westw. *Trans. Ent. Soc. Lond.* v. 96.

Brazil.

## 7. PHILOPOTA TURBINATA.

*Fusca, cinereo sericans; thoracis lituræ et maculæ abdominisque margo lateralis dentatus flava; pedes genibus omnibus tibiisque posticis extus sulphureis; alæ fusco hyalinæ, antice saturatius infuscatæ; halteres albid.*

*Philopota turbinata, Erichs. Entomogr. i. 154, 3.*  
Brazil.

## 8. PHILOPOTA SOBRIA.

*Philopota sobria, Diptera Saundersiana, Pt. 3, 195.*  
South America.

## 9. PHILOPOTA TEMPERATA.

*Philopota temperata, Diptera Saundersiana, Pt. 3, 196.*  
South America.

Asia.

## 10. PHILOPOTA MURINA.

*Mas et Fœm. Cinerea; abdominis margo lateralis pedesque pallidi; alæ fuscescentes.*

*Philopota murina, Loew, Stett. Ent. Zeit. v. 163, 1, pl. 2, f. 17.*  
Asia Minor. Isle of Stanchio.

## Genus 9. OCNÆA.

Oculi villosi, sub antennis approximati. Ocelli tres. Proboscis brevis. Antennæ triarticulatæ, vertice insertæ. Prothoracis lobi dorsales remoti.

*Eriosoma, Macq. Dipt. Exot. i. 2, 172.*

*Ocnæa, Erichs. Entomogr. i. 155.*

*Acrocera, p., Wied.*

Subcostal vein ending at about two-thirds of the length of the wing; mediastinal ending at about five-sixths of the length; radial ending at a little in front of the tip; cubital simple: four externo-medial veins, first and third abbreviated; subanal vein united to the anal on the border; discal areolet long, narrow, pentagonal.

## 1. OCNÆA MICANS.

*Fusca*; thorax pube cinerea micante vestitus; abdominis segmentum 2um et 3um testacea; alæ fuscescente hyalinæ.

Ocnæa micans, *Erichs. Entomogr.* i. 155, 1.

Mexico.

## 2. OCNÆA LONGICORNIS.

*Nigra, nitida*; thorax fusco villosus; abdomen testaceum, maculis trigonis dorsalibus nigris; alæ fuscescente hyalinæ, antepicem nigra.

Ocnæa longicornis, *Erichs. Entomogr.* i. 156, 2, pl. 1, f. 8.

Brazil.

## Genus 10. ERIOSOMA.

Corpus villosum. Proboscis brevis.

Eriosoma, *Macq. Dipt. Exot.* i. 2, 172.

Acrocera, p., *Wied.*

Ocnæa, p., *Erichs.*

Subcostal vein ending at beyond half the length of the wing; mediastinal ending at about two-thirds of the length; radial ending at about five-sixths of the length; cubital simple, united near the border with the first externo-medial; second externo-medial incomplete; third and fourth united near the border of the wing; subanal and anal united very near the border; discal arcolet elongate, hexagonal.

## 1. ERIOSOMA CALIDA.

*Lutea*; pedes fusci; alæ hyalinæ, alulis eburneis, fusco limbatis.

Acrocera calida, *Wied. Auss. Zweifl.* ii. 16, 1, pl. 7, f. 2.

Eriosoma calida, *Macq. Dipt. Exot.* i. 2, 173, 1, pl. 14, f. 5.

Ocnæa calida, *Erichs. Entomogr.* i. 157, 3.

Brazil.

## Genus 11. ASTOMELLA.

Caput humile, parvum, globosum. Oculi pilosuli, super antenas contigui. Ocelli obsoleti. Proboscis brevis. Antennæ approximatae, fronte insertae, capite longiores, triarticulatae; articuli 1us et 2us æquales, rotundati, breves; 3us oblongus, valde compressus, apice obtusus, 2o quadruplo longior. Thorax altus, convexus. Prothoracis lobi dorsales remoti. Abdomen oblongum, vesiculosum. Pedes sat longi et validi. Alæ corpore breviores, apice rotundatae. Alulæ magnæ, villosæ, diaphanæ margine calloso. *Astomella*, *Leon Duf. Ann. Sci. Nat.* xxx. 210; *Erichs. Entomogr.* i. 157.

## 1. ASTOMELLA AUREA.

*Nigra, fulvo villosa; abdomen globosum, testaceum, maculis magnis dorsalibus nigris; pedes testacei; alæ corpore haud breviores.*

*Astomella aurea*, *Erichs. Entomogr.* i. 158, 1.

Portugal.

## 2. ASTOMELLA GRAVIS.

*Nigra, luteo villosa; abdomen oblongum, incurvum, testaceum, maculis dorsalibus apiceque nigris; pedes testacei; alæ corpore multo breviores.*

*Astomella gravis*, *Erichs. Entomogr.* i. 158, 2.

Syria.

## 3. ASTOMELLA CLAVICORNIS.

*Nigra, cinereo villosa; abdomen incurvum, testaceum, segmentis basi macula magna dorsali transversa nigra; pedes testacei, posteriores tibiis tarsisque nigris; alæ hyulinæ, corpore breviores, venis duabus costalibus nigris.*

*Astomella clavicornis*, *Latr. Cons. Gén.* 443; *Dict. d'Hist. Nat.* iii. 33.

*Astomella marginata*, *Latr. Cons. Gén.* 443; *Nouv. Dict. d'Hist. Nat. Meig. Zweifl.* vii. 103, 1.

*Astomella curviventris*, *Dufour, Ann. Sci. Nat.* xxx. 210. *Erichs. Entomogr.* i. 159, 3.

Spain, near Madrid.

## 4. ASTOMELLA LINDENII.

*Nigra, luteo villosa; abdomen testaceum, segmentis quatuor primis dorso nigro maculatis; pedes testacei; alæ abdomine breviores.*

*Astomella Vaxelii, Vanderlinden, Bull. Soc. Philomat. 1822; Dict. Class. Hist. Nat. Art. Astomella. Macq. Hist. Nat. Dipt. i 367, 2.*

*Astomella Lindenii, Erichs. Entomogr. i. 159, 4.*

Italy.

## Genus 12. PIALEA.

Oculi hirti, remoti. Ocelli duo. Proboscis brevis. Antennæ triarticulatæ, fronte insertæ, basi conuatae. Prothoracis lobi dorsales remoti.

*Pialea, Erichs. Entomogr. i. 160.*

Subcostal vein ending at beyond half the length of the wing; mediastinal extending far beyond the subcostal; radial ending at far in front of the tip of the wing; cubital including the tip of the wing between its forks; two incomplete externo-medial veins; sub-anal vein nearly reaching the border; anal vein much abbreviated; discal areolet long, narrow, tetragonal.

## 1. PIALEA LOMATA.

*Nigra, cinereo pubescens; abdominis limbus apicalis testaceus; pedes fusci, femoribus basi pallidis, tibiis posticis basi pallidis infra medium incrassatis, tarsorum articulis 2o, 3o, 4o totis, 5o basi testaceis; alæ fusco hyalinæ; halteres fusci.*

*Pialea lomata, Erichs. Entomogr. i. 161, 1, pl. 1, f. 9.*

Brazil.

## Genus 13. PHYSEGASTER.

Oculi villosi. Ocelli duo distincti. Proboscis brevis, occulta; antennæ triarticulatæ, capitis basi insertæ; articuli 1us et 2us brevis; 3us elongatus; arista nulla. Thorax villosus. Abdomen fere nudum. Pedes nudi; tibiæ apice subcalcaratæ.



Subcostal vein ending at much beyond half the length of the wing; mediastinal ending at a little beyond the subcostal; radial ending at some distance in front of the tip of the wing; cubital simple; first externo-medial complete; second and third abbreviated; subanal vein united to the anal at some distance from the border; discal areolet tetragonal, very long and narrow.

*Physegaster*, *Macq. Exped. de l'Alg.* iii. *Ins.* 445.

### 1. PHYSEGASTER MACULATUS.

*Niger; antennarum articulus 3us ad basim testaceus; thorax fulvo pilosus; abdomen flavo fulvescens, maculis trigonis flavis; pedes flavi, coxis tarsisque rufescentibus.*

*Physegaster maculatus*, *Macq. Exped. Alg.* iii. *Ins.* 445, 88, pl. 3, f. 6.

Algeria.

### Genus 14. PTERODONTIA.

Corpus villosum. Oculi hirti, contigui. Ocelli tres. Proboscis brevis. Antennæ biarticulatæ, facie insertæ. Prothoracis lobi dorsales remoti. Alæ costa dilatata.

*Pterodontia*, *G. R. Gray, Griff. Anim. Kingd.* xv. 779; *Macq.; Erichs.; Westw.*

*Henops?* p., *Klug.; Meig.*

Costa forming a tooth between the tips of the subcostal and mediastinal veins; costal vein ending at a little in front of the tip of the wing; subcostal ending at a little beyond half the length; mediastinal ending at beyond two-thirds of the length; radial ending at a little beyond the mediastinal; cubital not forked, ending at far in front of the tip of the wing; one externo-medial vein extending to the border; subanal and anal veins united near the border.

### 1. PTERODONTIA FLAVIPES.

*Nigra; scutellum et abdomen basi ad dorsum nigro maculata; abdomen testaceum; pedes pallidi, femoribus posterioribus nigris.*

*Pterodontia flavipes*, *G. R. Gray.*

Georgia.

## 2. PTERODONTIA ANALIS.

*Nigra; abdominis segmenta apicalia fulva, alulæ margine nigricantes; alæ hyalinæ, venis albidis; pedes pallidi.*

*Pterodontia analis*, Westw. *Trans. Ent. Soc. Lond.* v. 97.

Georgia.

The five following species may probably be removed from this genus.

## 3. PTERODONTIA WAXELII.

*Nigra; abdomen testaceum, vitta dorsali abbreviata punctoque posteriore nigris; pedes testacei, femoribus posterioribus nigris; alæ hyalinæ, basin versus flavescens, costa pallide testacea.*

*Henops Waxelii*, Klug, *Mag. der Naturf. Gesellsch. zu Berl.* i. 265. pl. 7, f. 6. Meig. *Zweifl.* iii. 101, 5.

*Pterodontia Waxelii*, Erichs. *Entomogr.* i. 162, 1.

*Astomella?*

Achtiar, Black Sea.

## 4. PTERODONTIA ANALIS. (Nomen bis lectum.)

*Mas. Nigra; abdomen postice fulvum, punctis dorsalibus nigris; pedes fulvi, femoribus posterioribus nigris, tarsi flavi; alæ subflavescens, macula costali subfusca.*

*Pterodontia analis*, Macq. *Dipt. Exot. Suppl.* 1, 98, 1, pl. 9, f. 4.

New Grenada. Temperate Region.

## 5. PTERODONTIA VIRMONDII.

*Nigra, nigro villosa; abdomen testaceum, basi maculisque dorsalibus et lateralibus nigris; pedes testacei, posteriores basi nigri; alæ hyalinæ, costa flavescens testacea.*

*Pterodontia Virmondii*, Erichs. *Entomogr.* i. 163, 3.

Brazil.

## 6. PTERODONTIA MELLII.

*Nigra*; abdomen testaceum, basi vittaque dorsali integra nigris;  
pedes antici testacei basi nigri, posteriores nigri tarsi testaceis;  
alæ hyalinae, costâ testacea.

*Pterodontia Mellii*, *Erichs. Entomogr.* i. 163, 2.

Liverpool Plains, New Holland.

## 7. PTERODONTIA MACQUARTII.

*Atra*; scutellum abdominisque latera rufa; pedes flavi, femoribus  
anterioribus nigris.

*Pterodontia Macquartii*, *Westw. Trans. Ent. Soc. Lond.* v. 97.

*Pterodontia flavipes*, *Macq. Dipt. Exot.* i. 2, 175.

*Pterodontia Mellii*, Var.?

New Holland.

## Genus 15. ACROCERA.

Corpus minoris magnitudinis, subglobosum, gibbum, breviter pubescens, nigricans. Oculi glabri, sub antennis contigui. Ocelli tres. Proboscis brevis. Antennæ biarticulatae, vertice insertæ. Prothoracis lobi dorsales remoti. Alarum vena subapicalis furcata.

*Acrocera*, *Meig. Illig. Mag.*; *Klass.* 147; *Latr.*; *Macq.*; *Zett.*;  
*Erichs.*

*Syrphus*, p., *Fabr. Ent. Syst.*; *Panz.*

*Henops*, p., *Fabr. Syst. Antl.*; *Meig. Klass.*; *Zett.*

Costal vein ending at a little in front of the tip of the wing; subcostal ending at beyond half the length; mediastinal ending at a little beyond the subcostal; radial ending at about four-fifths of the length; first branch of the cubital ending at a little in front of the tip of the wing; second branch ending at much behind the tip; one externo-medial vein reaching the border; anal not united to the subanal.

## Europe.

## 1. ACROCERA SANGUINEA.

*Nigra*; alæ subcinerea. Mas.—Thorax testaceo quadrivittatus; abdomen supra testaceum, e maculis transversis nigris trivittatum; pedes testacei. Fœm.—Abdomen supra rufum, maculis nigris trivittatum; pedes picci, genubus fulvis.

*Acrocera sanguinea*, Latr.; *Erichs. Entomogr.* i. 167, 5.

## 2. ACROCERA NIGROFEMORATA.

*Nigra*; abdomen testaceum, punctis dorsalibus nigris; pedes rufo testacci, femoribus nigris; alæ fuscescentes.

*Acrocera nigrofemorata*, Meig. *Klass.* 148, 4; *Zweifl.* iii. 95, 2, pl. 24, f. 10. *Erichs. Entomogr.* i. 167, 6.

*Acrocera sanguinea*, Var.?

## 3. ACROCERA GLOBULUS.

Mas.—*Nigra*; antennæ fulvæ, apice nigrae; thoracis latera flavo maculata et fasciata, scutellum flavum; abdomen luteum, basi nigro fasciatum, lateribus nigro maculatis; pedes flavi; alæ limpidae. Fœm.—*Nigra*; thoracis latera flavo maculata et fasciata; abdomen fulvum, apice flavo fasciatum; pedes fulvi.

*Acrocera globulus*, Latr.; *Zett. Dipt. Scand.* i. 229, 1. *Erichs. Entomogr.* i. 165, 1. *Gimm. Bull. Soc. Imp. Nat. Mosc.* 1847, xx. 3, 166, 1.

*Acrocera albipes*, Meig.

## 4. ACROCERA ORBICULUS.

*Nigra*; abdomen fuscum, segmento 2o 3oque maculis duabus, reliquis totis albidis; pedes albidii; alæ hyalinae; halteres albi.

*Syrphus orbiculus*, Fabr. *Ent. Syst.* iv. 311, 122.

*Henops orbiculus*, Fabr. *Syst. Antl.* 334, 2. *Meig. Klass.* i. 152, a.

*Acrocera orbiculus*, Meig. *Zweifl.* iii. 97, 5. Macq. *Dipt. Nord.*  
*Asil.* 92, 1; *Hist. Nat. Dipt.* i. 370, 3. Erichs. *Entomogr.* i.  
 165, 2.

*Ogcodes pubescens?* Latr. *Hist. Nat. Ins.* xiv. 315, 2.

Hartz District, Germany.

#### 5. ACROCERA TUMIDA.

*Nigra, nitida; abdomen aurantiacum, segmentis 2o 3oque nigris  
 aurantiaco maculatis, 4o nigro maculato; pedes testacei, genu-  
 bus tarsisque albidis; alæ hyalinæ; halteres albi.*

*Acrocera tumida*, Erichs. *Entomogr.* i. 166, 3.

Germany?

#### 6. ACROCERA BOREALIS.

*Nigra; thorax macula humerali parva et alia juxta scutellum  
 utrinque valde obsoleta, albidis; pedes pallidi, tarsi apice  
 fuscis; alæ hyalinæ.*

*Acrocera borealis*, Zett. *Ins. Lapp.* 573, 1; *Dipt. Scand.* i. 230, 2.  
*Erichs. Entomogr.* i. 167, 7.

Lapland.

#### 7. ACROCERA TRIGRAMMA.

*Pallide flavescens; thorax vittis tribus, abdomen macularum serie  
 triplici nigris.*

*Acrocera trigramma*, Loew, *Ent. Zeit. Stett.* 1845, 290.

Sicily.

North America.

#### 8. ACROCERA FASCIATA.

*Nigra; abdomen flavum, fasciis tribus nigris, anterioribus utrin-  
 que connexis; pedes albidis.*

*Acrocera fasciata*, Wied. *Auss. Zweifl.* ii. 16, 2. *Erichs. Entomogr.*  
 i. 166, 4.

Georgia.

## 9. ACROCERA NIGRINA.

*Nigra, nitida, tenuissime punctata; alæ fusco pallide tinctæ, venis piceis distinctis, alulis fusco marginatis; abdomen punctis duobus minutis ad segmenti penultimi marginem posticum margineque tenui segmenti ultimi albidis; pedes obscure luteo-albidi, femoribus tibiisque in medio obscurioribus.*

*Acrocera nigrina, Westw.*

Georgia.

## 10. ACROCERA BULLA.

*Nigra; alæ hyalinæ, costa venisque fuscis; abdomen albidum basi (in medio dentata) fuscium ad segmenti 2i basim, maculaque media ad 3i basim anoque nigris; pedes albidi, unguibus nigris.*

*Acrocera bulla, Westw.*

New York.

## 11. ACROCERA SUBFASCIATA.

*Nigra; thorax utrinque maculis duabus cuneiformibus fulvis; abdomen fuscum, segmento 1o ad apicem maculis duabus transversis fasciisque apicali utrinque abbreviata luteis, sequentibus luteo marginatis.*

*Acrocera subfasciata, Westw.*

New York.

## 12. ACROCERA UNGUICULATA.

*Nigra; alarum venæ fere obsoletæ; abdomen fulvum, basi maculisque nigris; pedes albi, unguibus nigris.*

*Acrocera unguiculata, Westw.*

Georgia.

## 13. ACROCERA FUMIPENNIS.

*Nigra, nitida; alæ hyalinæ, basim versus fusco infumatae, venis basim versus obscuris ad apices tamen fere oblitteratis, alulis fuscis; pedes albidî.*

*Acrocera fumipennis, Westw.*

Georgia.

Country unknown.

## 14. ACROCERA BICOLOR.

*Mas. Nigra; abdomen testaceum, basi nigrum; pedes flavi; alæ hyalinæ.*

*Acrocera bicolor, Macq. Dipt. Exot. Suppl. 1, 99, 1.*

## Genus 16. TERPHIS.

Oculi glabri, super et sub antennarum basi contigui. Ocelli duo. Proboscis brevis. Antennæ biarticulatæ, fronte inferiore insertæ. Prothoracis lobi dorsales contigui.

*Terphis, Erichs. Entomogr. i. 168.*

Subcostal vein ending at much beyond half the length of the wing; mediastinal ending at a little before three-fourths of the length; radial ending at before five-sixths of the length: first branch of the cubital obsolete, second ending at behind the tip of the wing; two externo-medial veins and subanal vein complete; discal arcolet elongated, subpentagonal.

## 1. TERPHIS NODOSA.

*Fusca, nigro varia, albo maculata; abdominis dorsum biserialim tuberculatum; pedes testacei, albo variî, basi nigri; alæ hyalinæ, venis halteribusque albidis.*

*Terphis nodosa, Erichs. Entomogr. i. 169, 1, pl. 1, f. 10.*

Brazil.

## Genus 17. HENOPS.

Corpus minoris magnitudinis, subglobosum, gibbum, breviter pubescens, nigricans. Oculi glabri, super antennarum basim contigui. Ocelli duo. Proboscis nulla. Antennæ biarticulatæ facie insertæ. Prothoracis lobi dorsales remoti.

Henops, *Illig. Mag.* (1798); *Meig.*; *Fabr.*; *Fall.*; *Zett.*

Musca, p., *Linn.*

Syrphus, p., *Panz.*

Ogcodes, p., *Latr. Précis.* 154.

Ogcodes, p., *Macq.*; *Erichs.*; *Gimm.*

Oncodes, *Erichs.*

Subcostal ending at much beyond half the length of the wing; mediastinal ending at a little beyond the subcostal; radial ending at about five-sixths of the length; cubital simple, ending at some distance behind the tip of the wing; one externo-medial extending to the border; subanal distinct.

Europe.

## 1. HENOPS GIBBOSUS.

*Nigro-fuscus; antennæ nigrae; thoracis latera fulvo maculata et fasciata; abdomen fuscum, segmentorum marginibus posticis ventroque flavis; pedes fulvi, femoribus nonnunquam nigris; alæ limpidae.*

Musca gibbosa, *Linn.*

Henops gibbosus, *Fabr. Zett. Dipt. Scand.* i. 231, 1.

Ogcodes gibbosus, *Latr. Guér. Icon. Rèqu. Anim.* pl. 94, f. 10. *Macq. Hist. Nat. Dipt.* i. 368, 1; *Expéd. Scient. Alg. Ins.* 446, 89. *Erichs. Entomogr.* i. 170. 1. *Gimm. Bull. Soc. Inp. Nat. Mosc.* xx. 3, 167, 1.

Europe. North Africa.

## 2. HENOPS ZONATUS.

*Niger; abdomen album, segmentis basi nigris; pedes testacei, femoribus basi, tibiis medio tarsisque fuscis; alæ hyalinae; halteres testacei, apice nigri.*

Ogcodes gibbosus, *Latr. Encycl.* viii. 471, 1; *Hist. Nat. Cr. et Ins.* xiv. 315, 1, pl. 109, f. 10.



Ogcodes zonatus, *Erichs. Entomogr.* i. 170, 2.

Henops gibbosus, Var. ?

Germany.

### 3. HENOPS CINGULATUS.

*Niger*; abdomen supra nigro-piceum segmentis singulis albo marginatis, subtus album; pedes testacei, femoribus nigris; alæ hyalinæ; halteres apice albi.

Ogcodes cingulatus, *Erichs. Entomogr.* i. 171, 3.

Henops gibbosus, Var. ?

Germany.

### 4. HENOPS PALLIPES.

*Niger*; abdomen supra piccum, segmentis singulis albo marginatis, subtus album; pedes testacei; alæ hyalinæ; halteres apice picei.

Henops marginatus, *Zett. Dipt. Scand.* i. 231, 2.

Henops gibbosus, *Meig. Klass.* 151, 1. *Fall. Strat.* 3, 2.

Ogcodes pallipes, *Latr. Encycl.* viii. 471, 3. *Macq. Dipt. Nord. Asil.* 95, 3. *Erichs. Entomogr.* i. 172, 4. *Gimm. Bull. Soc. Imp. Nat. Mosc.* xx. 3, 167, 2.

Henops pallipes, *Meig. Zweifl.* vii. 102, 9.

Ogcodes marginatus, *Macq. Dipt. Nord. Asil.* 94, 2.

Henops gibbosus, Var. ?

### 5. HENOPS FULIGINOSUS.

*Niger*; abdomen supra piccum, segmentis albido marginatis; pedes testacei, femoribus nigris; alæ fuliginosæ.

Ogcodes fuliginosus, *Erichs. Entomogr.* i. 172, 5.

Germany. Sicily.

### 6. HENOPS VARIUS.

*Niger*; abdomen testaceum, segmentis apice albo marginatis, basi nigro maculatis; pedes testacei, basi nigri; alæ basi fuliginosæ, apice hyalinæ.

Ogcodes varius, *Iatr. Encycl. Méth.* viii. 471, 4. *Macq. Dipt. Nord. Asil.* 95, 4. *Erichs. Entomogr.* i. 173, 6.

Henops limbatus, *Meig. Zweifl.* iii. 100, 3.

Henops varius, *Meig. Zweifl.* vii. 101, 1.

Germany.

#### 7. HENOPS APICALIS.

*Niger; abdominis incisuræ flavæ; pedes testacei; alæ hyalineæ, margine antica apiceque fuscis.*

Henops apicalis, *Meig. Zweifl.* iii. 101, 4.

Germany.

#### 8. HENOPS NIGRIPES.

*Niger; thorax cinereo pubescens; abdomen incisuris albis; pedes nigri vel nigro-picei; alulæ albæ, nigro marginatæ.*

Henops nigripes, *Zett. Ins. Lapp.* 574, 1; *Dipt. Scand.* i. 232, 3.

Ogcodes nigripes, *Erichs. Entomogr.* i. 174, 4.

Lap and.

Asia.

#### 9. HENOPS COSTALIS.

Henops costalis, *Diptera Saundersiana*, Pt. 3, 203.

East Indies.

Australia.

#### 10. HENOPS BASALIS.

Henops basalis, *Diptera Saundersiana*, Pt. 3, 203.

New South Wales.

Country unknown.

#### 11. HENOPS FUMATUS.

*Nigra; pectoris ventrisque latera alba; abdominis segmenta dorsalia albæ marginata; pedes testacei, femoribus albidis; alæ fuliginosæ.*

Oncodes fumatus, *Erichson, Archiv. Naturg.* 1846, xii. 288.

## Genus 18. SPHÆROGASTER.

Corpus minutum, ovatum, crassum. Caput medioeriter magnum. Proboscis porrecta, longitudine capitis. Antennæ triarticulatae, frontis medio insertæ, arista brevissima crassiuscula. Alarum areola discalis venulas 4 subobsoletas emittens, in summum marginem interiorcm descendentes. Alulæ minimæ.

Platygaster, *Zett. Ins. Lapp.* 574.

Sphærogaster, *Zett. Dipt. Scand.* i. 22, 232.

This genus may belong to another family.

## 1. SPHÆROGASTER ARCTICUS.

*Ater, subnitidus, glaber; thorax lineis duabus humeralibus albis; pedes nigri, genubus tarsisque fuscis; alæ hyalinæ; halteres albi.*

Platygaster arcticus, *Zett. Ins. Lapp.* 574, 1.

Sphærogaster arcticus, *Zett. Dipt. Scand.* i. 233, 1.

Lapland.

## Fam. 5. ASILIDÆ.

Corpus magnum, aut mediocre, angustum, cylindricum, hirsutum. Frons et vertex impressa. Epistoma plerumque barbatum. Oculi remoti. Proboscis valida, brevis, cornea, acuta, porrecta aut obliqua. Antennæ porrectæ, basi approximatae. Abdomen segmentis 8. Pedes sæpissime validi, spinosi. Alæ incumbentes.

Asilidæ, *Leach; Sam. Comp.; Curt.; Westw.*

Bombyliarii, p., *Lam.*

Empidia, p., *Rafinesque.*

Asilici, *Latr.; Fall.; Meig.; Macq.; Zett.; Agassiz; Loew.*

Sclerostoma, p., *Duméril.*

Tanystomata Asilida, *Perty.*

Asilica, *Burm.*

Asilites, *Newm.*

Asilinæ et Mydasinæ, *Rondani.*

Mydasii et Pomacerites, *Macq.*

Asilidii et Apomeridii, *Bigot.*

Tetrachætæ Tanystoma, p., *Macq.*

- Antennæ 5- aut 4-articulatæ. Ocelli nulli. Sub-fam. 1. Mydasites.  
 Antennæ 3-articulatæ. Ocelli tres.  
 Alæ areola radiali aperta. - - - 2. Dasypogonites.  
 Alæ areola radiali clausa.  
 Arista nulla. - - - - - 3. Laphrites.  
 Arista elongata. - - - - - 4. Asilites.

### Sub-fam. 1. MYDASITES.

Caput vertice concava. Facies sæpissime mystacina. Ocelli nulli. Proboscis labiis apicalibus crassis. Palpi tenues, acuminati, nudi. Pedes setosi. Alæ areola submarginali clausa, areolis externo-medialibus tribus aut quatuor.

Mydasii, *Macq.*

Aplocera, *Macq.*

A. Antennæ 5-articulatæ.

A. Proboscis brevis.

a. Antennæ articulo 5o elongato.

a. Abdomen elongatum. - - - - 1. Mydas.

b. Abdomen longissimum. - - - 2. Dolichogaster.

b. Antennæ articulo 5o rotundato. - - - 3. Rhopalia.

B. Proboscis elongata, tenuis. - - - 4. Cephalocera.

B. Antennæ 4-articulatæ. - - - - 5. Apiocera.

### Genus 1. MYDAS.

Proboscis brevis. Antennæ 5-articulatæ, sat longæ, articuli 1us et 2us breves, 3us et 4us longi, angusti, 4us 3o brevior, 5us latior, fusiformis.

Mydas, *Fabr.*; *Meig.*; *Macq.*

Midas, *Wied.*; *Westw.*

Mediastinal vein joining the costal at rather beyond two-thirds of the length of the wing. Subcostal ending at a little in front of the tip. Radial and the two branches of the cubital joining the subcostal at equal distances from each other, the hind branch ending at very near the tip of the subcostal. Cubital ejecting the stump of a vein from its fork. Subapical or first externo-medial vein forming a curve nearly parallel to that of the hind branch of

the cubital, joining the costal very near the tip of the wing; the following externo-medial veins joining the first, curved and parallel to the border, and not connected with it except by a short fork from the hindmost. Subanal and anal united near the border.

### Europe.

#### 1. MYDAS LUSITANICUS.

*Nigro-cinereus*; *albido villosus*; *thorax albo quadrivittatus*; *abdominis incisuræ albida*, *2a fulvescens*; *alæ flavidæ venis rufis*.

*Mydas lusitanicus*, *Wied.*; *Meig. Zweifl.* ii. 130; vi. pl. 66, f. 1, 2. *Wied. Mon. Mid.* pl. 54, f. 181. *Macq. Hist. Nat. Dipt.* i. 274. *Westw. Arc.* i. 54, 33. *L.-Duf. Ann. Soc. Ent. Fr. 2me Sér.* viii. 143, 7, pl. 6, f. 7.

Spain. Portugal.

#### 2. MYDAS FULVIVENTRIS.

*Niger*; *thorax vitta laterali virgulaque humerali subcinereis*; *abdominis segmenta 2um, 3um, 4um et 5um supra fulva, marginè subcinerea*; *alæ venis subfumosis*.

*Midas fulviventris*, *L.-Duf. Ann. Soc. Ent. Fr.* viii. 145, 8.  
Tarragona, Spain.

#### 3. MYDAS RUFIPES.

*Fusco-niger*; *antennæ vix capite longiores*; *abdomen fulvum, segmento basali nigro, apice subfusco*; *pedes fusco-rufi*; *alæ fuscæ*.

*Midas rufipes*, *Westw. Arc.* i. 54, 35.  
Sicily?

### North America.

- A. *Alæ sublimpidæ.* - - - - - *crassipes*, *Westw.*  
B. *Alæ flavidæ.* - - - - - *fulvifrons*, *Illig.*  
C. *Alæ fuscæ.*

- A. Abdomen totum nigrum. - - - - tibialis, *Wied.*  
 B. Abdomen nigrum, incisuris flavis. - incisus, *Macq.*  
 C. Abdomen nigrum, basi et apice fulvescens. pachygaster, *Westw.*  
 D. Abdomen testaceo-fuscum, nigro varium, fasciis pallidis. maculiventris, *Westw.*  
 E. Abdomen fulvum, flavo-nigroque varium. parvulus, *Westw.*  
 D. Alæ nigrae. - - - - - clavatus, *Drury.*  
 E. Alæ chalybeæ. - - - - - iopterus, *Wied.*

## 4. MYDAS CRASSIPES.

*Fœm. Totus niger; antennæ breviores, thorax et abdomen nitida; pedes breves, femoribus posticis incrassatis, dentatis; alæ subpellucidæ, vena radiali apiceque fusco tinctis.*

*Midas crassipes, Westw. Arc. i. 51, 9, pl. 13, f. 3.*

North America?

## 5. MYDAS FULVIFRONS.

*Niger; epistoma fulvo hirtum; antennæ apice rufescentes; abdomen medio melleum; tibiæ subrubido-fuscæ; alæ flavidæ.*

*Midas fulvifrons, Illig. Mag. Insektenkunde. i. 206, 32. Wied. Nova Acta Acad. Nat. Cur. xv. 1; Mon. Mid. pl. 53, f. 13: Auss. Zweifl. ii. 629, 33. Westw. Arc. i. 52, 23.*

Georgia.

## 6. MYDAS TIBIALIS.

*Niger; tibiæ tarsique lutea; alæ fuscrescentes.*

*Midas tibialis, Wied. Nova Acta Acad. Nat. Cur. xv. 1, pl. 2, f. 6. Auss. Zweifl. ii. 627, 30. Westw. Arc. i. 51, 11.*

Baltimore.

## 7. MYDAS INCISUS.

*Niger; abdominis incisuræ flavæ, segmento basali omnino nigro; alæ fuscæ.*

*Mydas incisus, Macq. Dipt. Exot. i. 2, 11, 1, pl. 1, f. 1. Westw. Arc. 1, 53.*

Carolina.

## 8. MYDAS PACHYGASTER.

*Rubiginosus; oculi nigri, intus sericie albicante marginatæ; antennæ articulo 3o fulvo, 4o nigricante; thoracis dorsum nigro vittatum; abdomen thorace latius, segmento 1o et ultimo fulvescentibus, 1o basi obscuro, intermediis nigris margine tenui postico flavo; alæ fuscæ, ad costam melleo tincta venis obscurius marginatis.*

*Midas pachygaster, Westw. Arc. i. 53, 24, pl. 13, f. 4.*

Georgia.

## 9. MYDAS MACULIVENTRIS.

*Obscure niger; abdomen testaceo-fuscanum, segmentis supra apice pallidis et (nisi segmentis duobus basalibus) macula triangulari nigra in medio notatis, his maculis versus apicem abdominis magnitudine crescentibus, segmento anali fusco; pedes piceo-nigri; alæ flavido-fuscanæ, venis in parte postica obscurius marginatis.*

*Midas maculiventris, Westw. Lond. and Edinb. Phil. Mag. 1835 Arc. 1, 53, pl. 13, f. 5.*

Georgia.

## 10. MYDAS PARVULUS.

*Obscure fulvus; oculi nigri, intus sericie alba marginati; antennæ nigricantes, basi sublutæ; thorax vittis quatuor nigricantibus, duabus lateralibus antice, intermediis duabus postice, abbreviatis; abdomen flavo punctatum, segmentis 2o et sequentibus nigro fasciatis, fasciis in segmentis posticis multo latioribus; pedes fulvi; alæ fuscæ, costa magis lutescente.*

*Midas parvulus, Westw.*

Georgia.

## 11. MYDAS CLAVATUS.

*Niger; abdominis segmentum 2um aurantiacum; alæ nigrae.*

*Musca clavata, Drury, Ill. i. pl. 44, f. 1; ii. Append.*

*Midas filatus, Wied. Mon. Mid. pl. 53, f. 8.*

*Bibio illucens, Fabr. Syst. Ent. 756, 1.*

*Midas clavatus, Westw. Arc. i. 51, 14.*

North America.

## 12. MYDAS IOPTERUS.

*Niger; antennæ breves; abdomen utrinque maculis duabus flavidis; alæ chalybeæ.*

*Midas iopterus, Wied.*

North and South America.

Mexico.

A. Abdomen totum nigrum.

A. Antennæ nigrae. - - - - - senilis, *Westw.*

B. Antennæ apice rubidæ. - - - - - rubidapex, *Wied.*

B. Abdomen fasciis tribus flavis. - - - - - interruptus, *Wied.*

C. Abdomen fasciis sex flavis. - - - - - basalis, *Westw.*

## 13. MYDAS SENILIS.

*Totus niger cinereo setosus, barba cinerea; alæ fuscanae, costa magis fulvescente, venis posticis fusco marginatis, areola media versus marginem posticum venam brevem ad marginem currentem haud enittente.*

*Midas senilis, Westw. Arc. Ent. i. 52; 21.*

Mexico.

## 14. MYDAS RUBIDAPEX.

*Niger; antennæ apice rubidæ; alæ rubido-flavae, extrema basi nigrae.*

*Midas rubidapex, Wied. Nova Acta Acad. Nat. Cur. xv. 1, pl. 1, f. 2.; Auss. Zweifl. ii. 626, 27. Westw. Arc. Ent. i. 51, 4.*

Mexico.



## 15. MYDAS INTERRUPTUS.

*Niger*; abdomen fasciis tribus flavis, 1a utrinque interrupta; alæ fusco-flavæ.

*Midas interruptus*, *Wied. Nova Acta Acad. Nat. Cur.* xv. 1, pl. 2.  
*Mon. Mid.* pl. 53, f. 12; *Auss. Zweifl.* ii. 628, 31. *Westw.*  
*Arc.* i. 52, 20.

Mexico.

## 16. MYDAS BASALIS.

*Fœm.* *Niger*; facies fulva; antennæ basi fulvæ; thoracis dorsum obscure ferruginosum, vitta media nigra; abdomen crassum, segmentis 2—7 flavo marginatis; pedes fulvi, coxis femoribusque anterioribus basi nigris; alæ flavido-fuscæ, venis fulvis.

*Midas basalis*, *Westw. Arc.* 53, 25.

Mexico.

West Indies.

## 17. MYDAS TRICOLOR.

*Niger*; epistoma auratum; thorax rubidus; abdomen chalybeum; femora postica rufa; alæ flavidæ.

*Midas tricolor*, *Wied. Nova Acta Acad. Nat. Cur.* xv. 1, pl. 1, f. 5;  
*Auss. Zweifl.* ii. 627, 29. *Westw. Arc.* i. 51, 10.

Cuba.

South America.

A. Abdomen totum chalybeum, aut cupreum, aut nigrum.

A. Abdomen basi flavo pilosum.

A. Abdomen atrum. - - - - heros, *Perty.*  
 B. Abdomen purpureo cæruleum. - - dives, *Westw.*

B. Abdomen basi nigro pilosum.

A. Abdomen chalybeum aut nigrum.

a. Antennæ omnino nigræ.

i. Abdomen chalybeum.

\* \* Epistoma nigro hirtum. - giganteus, *Thunb.*

- \*\* *Epistoma albo hirtum*. - - - *leucops*, *Wied.*  
 ii. Abdomen nigrum.  
 \* *Thorax albido vittatus*. - - - *virgatus*, *Wied.*  
 \*\* *Thorax non vittatus*. - - - *atratus*, *Macq.*  
 b. Antennæ rubidæ, basi annuloque nigris.  
     *annulicornis*, *Westw.*  
 c. Antennæ rubidæ, basi nigræ.  
     i. Abdomen nigrum. - - - *mystaccus*, *Wied.*  
     ii. Abdomen chalybeum, medio nigrum. *apicalis*, *Wied.*  
     B. Abdomen cupreum. - - - *nitidulus*, *Oliv.*  
 B. Abdomen fasciis pallidis.  
 A. Pedes antici nigri. - - - *gracilis*, *Macq.*  
 B. Pedes antici flavi. - - - *notospilus*, *Wied.*

## 18. MYDAS HEROS.

*Ater*; antennæ ferruginæ; abdominis segmentum 1um sulphureo hirtum; alæ antice testaceæ, costa et venis fusco-nigris.

*Midas heros*, *Perty, Delect. Anim. Artic. Bras. pl. 36, f. 11*; *Westw. Arc. Ent. i. 50, 1.*

Brazil.

## 19. MYDAS DIVES.

*Niger*; antennæ fulvæ, basi nigræ; thorax vittis cinerascentibus; abdomen segmento 1o aureo piloso, 2o aureo sericante, reliquis læte purpurco-cæruleis; pedes longi; alæ fulvæ basi obscuriore margineque postico translucente.

*Midas dives*, *Westw.*

Brazil.

## 20. MYDAS GIGANTEUS

*Ater*, thorax vittis dilutioribus; abdomen chalybeum; alæ margine interno apiceque fuscano-flavidis. *Mas.*—Abdomen chalybeum; alæ cothurnatæ vel fuscæ. *Fcem.*—Abdomen vix cærulescens; alæ nigræ.

*Mydas giganteus*, *Thunb.*

Var.? *Mydas cærulescens*, *Oliv. Enc. Méth. viii. 81.*

a, b. Rio Tapayos, Brazil. From Mr. Bates' collection.

## 21. MYDAS LEUCOPS.

*Niger*; epistoma albo hirtum; thorax vittis tribus albo hirtis; abdomen chalybeum; alæ sinuato fuscano-flavæ, margine interno flavido.

Midas leucops, *Wied. Nova Acta Acad. Nat. Cur.* xv. 1, pl. 2; *Mon. Mid.* pl. 53, f. 10; *Auss. Zweifl.* ii. 628, 32. *Westw. Arc.* i. 52, 17.

Brazil.

## 22. MYDAS VIRGATUS.

*Niger*; thorax vittis albo micantibus; alæ infumatæ.

Midas virgatus, *Wied. Nova Acta Acad. Nat. Cur.* xv. 1; *Mon. Mid.* pl. 54, f. 19; *Auss. Zweifl.* ii. 63, D, 35. *Westw. Arc.* i. 53, 30.

Brazil.

## 23. MYDAS ATRATUS.

Mas et Fœm. *Niger*; abdominis segmentum ultimum supra macula rufescente; alæ fusce venis obscurius marginatis. Fœm.—Abdomen depressum.

Mydas atratus, *Macq. Dipt. Exot.* i. 2, 11, 2. *Westw. Arc.* i. 51, 15.

Var.? *Ater*; caput antice albido pilosum; abdominis segmentum ultimum fulvo marginatum; alæ purpureo-fuscæ, strigis apud areolas posticas pallidioribus, costa nigro-purpurea.

Deep black. Head with whitish hairs in front. Eyes bordered beneath with white tomentum. Last abdominal segment with a dull tawny hind border. Wings purplish brown, blackish purple in front; areolets along the hind border, and two or three of those in the disk, with nearly limpid streaks. Length of the body 8 lines; of the wings 14 lines.

α. Rio Tapayos, Brazil. From Mr. Bates' collection.

## 24. MYDAS ANNULICORNIS.

Fœm. *Niger*; *barba nigra*; *antennæ fulvo-rubrae, basi nigrae, annulo nigro ad apicem articuli 3i*; *thorax vix cinereo vittatus*; *abdomen segmento 2o nigro viridescente, tribus ultimis nigro-cærulescentibus*; *alæ fusco-nigricantes, basi venis obscurioribus, margine postico pallidius infumato.*

*Midas annulicornis*, *Westw. Arc. i. 51, 6, pl. 13, f. 2.*

Brazil.

## 25. MYDAS MYSTACEUS.

*Ater*; *epistoma utrinque albo pilosum*; *antennæ rubidae, basi nigrae*; *alæ nigrae, margine postico apiceque fuscæ.*

*Midas mystaceus*, *Wied. Nova Acta Acad. Nat. Cur. xv. pl. 1, f. 3*; *Auss. Zweifl. ii. 626, 26. Westw. Arc. i. 51, 5.*

Surinam.

## 26. MYDAS APICALIS.

*Niger*; *antennæ apice rubidae*; *abdomen chalybeum, medio nigrum*; *alæ nigro-fusca, margine postico flavæ.*

*Midas apicalis*, *Wied. Auss. Zweifl. ii. 629, 34*; *Mon. Mid. pl. 53, f. 14. Westw. Arc. i. 53, 29.*

*Midas mystaceus*, Var.?

Brazil.

Var.? *Midas Bonariensis*, *Serv. Guér. Icon. Règne Anim. pl. 97. Westw. Arc. Ent. i. 51, 7.*

*Niger*; *thorax et abdomen cyanea*; *alæ margine postico apiceque fuscis.*

Buenos Ayres.

## 27. MYDAS NITIDULUS.

*Niger; thorax albido vittatus; abdomen subcupreum, maculis utrinque viridi aureis; alæ subflavescentes, venis fuscis.*

*Mydas nitidulus, Oliv. Enc. Méth. viii. 83. Wied. Nova Acta Acad. Nat. Cur. xv. 1, pl. 1, f. 4; Auss. Zweifl. ii. 626, 28. Westw. Arc. i. 51, 8.*

Surinam.

## 28. MYDAS GRACILIS.

*Niger; barba et frontis latera albida aut flava; thorax lineis quatuor albis, intermediis duabus antice parullo dilatatis, vitta nigra dorsali velutina, duabus lateralibus lævibus fuscis; metathorax maculis duabus albis; abdomen violaceo metallicum, segmento 1o nigro albo piloso, reliquis fulvo tenuiter marginatis; pedes nigri, femoribus tibiisque posticis obscure testaceis; alæ fuscescentes.*

*Mydas gracilis, Macq. Hist. Nat. Dipt. i. 274, pl. 7, f. 1. Westw. Arc. . 52, 18.*

South America.

## 29. MYDAS NOTOSPILUS.

*Niger; thorax albo sex maculatus; abdomen flavo fasciatum; pedes flavi; alæ flavescentes, venis fusco marginatis.*

*Midas notospilus, Wied.*

Monte Video, Brazil.

Africa.

## 30. MYDAS CINCTUS.

*Obscure niger; facies et frons albido pilose; thorax vittis quatuor cinereo villosis, lateralibus subtilius fulvis, parapteris fulvis, lateribus testaceis, sterno nigricante; scutellum minutum, testaceum; abdomen cylindricum, segmentis fulvo marginatis, lateribus fulvis, singuli disco fascia nigra angusta abbreviata; pedes fulvi, femoribus posticis subclavatis, apice fuscis, subtus serie duplici spinarum brevium armatis; tibiis etiam breviter spinosis.*

*Mydas cinctus*, Macq. *Hist. Nat. Dipt.* ii. 655, pl. 24, f. 19. Westw. *Arc.* i. 54, 34.

Oran, Algeria.

### 31. MYDAS DISPAR.

*Flavo-cinereus* (Mas), aut *flavus* (Fœm.); *thorax striis longitudinalibus e maculis tribus nigris compositis lineisque duabus intermediis signatus; abdomen nigro annulatum, in fœmina, diaphanum; pedes maris fusci, fœminæ flavi.*

*Midas dispar*, Loew, *Bericht Verhandl. Kon. Preiss. Akad. Weisenh. Berl.* 1852, 658, 4.

Mozambique.

Asia.

### 32. MYDAS RUFICORNIS.

*Niger; antennæ ferruginæ; thorax antice melleo fuscus; alæ fusce.*

*Midas ruficornis*, Wied. *Analecta Entom.* 20, 4; *Mon. Mid.* pl. 53, f. 11.; *Auss. Zweifl.* i. 242, 6. Westw. *Arc.* i. 52, 19.

Tranquebar.

Australia.

### 33. MYDAS CLAVIGER.

*Mydas claviger*, *Cat. of Diptera*, Pt. 1, 229.

### 34. MYDAS INCIPIENS.

*Mydas incipiens*, *Cat. of Diptera*, Pt. 1, 229.

A. Abdomen fasciis rufis aut fulvis.

A. Alæ subhyalinæ.

α. Abdomen albo maculatum. - - - stenogaster, Westw.

β. Abdomen immaculatum. - - - bicolor, Westw.

B. Alæ auricolores. - - - auripennis, Westw.

- B. Abdomen piceum, fascia lata basali nigra. limpidipennis, *Westw.*  
 c. Abdomen non fasciatum.  
 A. Thoracis latera alba. - - - - viduatus, *Westw.*  
 B. Thorax maculis sex albis. - - - - concinnus, *Macq.*  
 C. Thorax maculis fulvis.  
 A. Alæ fulvæ. - - - - melleipennis, *Westw.*  
 B. Alæ limpidæ. - - - - bispinifer, *Westw.*  
 D. Thorax totus niger. - - - - sordidus, *Westw.*

## 35. MYDAS STENOCASTER.

*Niger, albido setosus; facies barba densa albida insita; thorax maculis duabus parvis in margine antico albo squamosis, alterisque duabus versus basim alarum; abdomen valde elongatum, segmento antico albo piloso, 2o nigro, 3o obscure rufo, lateribus nigris albo maculatis, cæteris sanguineis, singulo ad basim utrinque macula parva alba; pedes piceo-sanguinei; alæ subhyalinæ.*

Midas stenogaster, *Westw.*

Swan River. .

## 36. MYDAS BICOLOR.

*Niger, albo pilosus; facies barba densa albida; abdomen segmentis 5 posticis sanguineo-rufis; pedes sanguineo-rufi, tarsi paullo obscurioribus; alæ hyalinæ, venis flavido-fuscato marginatis.*

Midas bicolor, *Westw.*

## 37. MYDAS AURIPENNIS.

*Niger, caput, antennæ, prothorax, thoracis anguli antici, abdomen et pedes læte fulva; mesosterni latera unispinosa; abdomen basi fasciisque duabus nigris; femora basi nigra; alæ auricolores, macula versus costæ apicem nigra, margine interno pellucido.*

Midas auripennis, *Westw. Lond. and Edinb. Phil. Mag. 1835; Arc. i. 51, 13, pl. 14, f. 1.*

Cubital vein divided, and forming a small closed oval areolet.  
 New Holland.

## 38. MYDAS LIMPIDIPENNIS.

*Niger; facies cinereo tomentosa; thorax opacus; abdomen dilatatum, subconvexum, segmento 1o cinereo parum hirto, 2o et 3o utrinque ad basim macula minima albido-lutea notatis, quatuor apicalibus piceis; pedes rufo-picei; alæ perlimpidæ, venis pallidis.*

*Mydas limpidipennis, Westw. Trans. Ent. Soc. Lond. v. 90.*

Western Australia.

## 39. MYDAS VIDUATUS.

*Niger; facies, thoracis latera, maculaque triangularis ad basim segmentorum 3i et 4i abdominalium sericie argentea obsita; alæ pallidæ, in medio fuscescentes, venis fusco mærginatis.*

*Midas viduatus, Westw.*

New Holland.

## 40. MYDAS CONCINNUS.

*Mas. Ater, albo maculatus; pedes testacei, femoribus nigris; alæ subflavescentes.*

*Mydas concinnus, Macq. Dipt. Exot. Suppl. 1, 58, 2, pl. 6, f. 5.*

New Holland.

a. Swan River. From Dr. Bacon's collection.

## 41. MYDAS MELLEIPENNIS.

*Niger; antennæ elongatæ, articulo 1o subrufo; thoracis margines et scutellum fulvæ; abdomen elongatum, gracile, nitidum, segmentis basalibus utrinque flavo maculatis; pedes fulvi, femoribus posticis clavatis; alæ fulvæ, venis rufo-fulvis.*

*Mydas melleipennis, Westw. Trans. Ent. Soc. Lond. v. 87, pl 13, f. 1.*

Western Australia.



## 42. MYDAS BISPINIFER.

*Niger; thoracis latera et scutellum rufo-fulva; pedes pallide flavi, femoribus posticis clavatis; alæ costam versus fusco tinctæ, venis nigris. Mas.—Abdomen elongatum, angustum, clavatum, segmentis basalibus utrinque flavo maculatis.*

*Mydas bispinifer, Westw. Trans. Ent. Soc. Lond. v. 88, pl. 13, f. 2.*

Western Australia.

## 43. MYDAS SORDIDUS.

*Niger, opacus; antennæ breviores, apice rufæ; abdominis segmenta basalia utrinque macula parva trigona lutea; pedes piceo-rufi, femoribus posticis obscuris; alæ limpida, venis nigris.*

*Mydas sordidus, Westw. Trans. Ent. Soc. Lond. v. 89, pl. 13, f. 3.*  
Adelaide, Australia.

Country unknown.

## 44. MYDAS POLITUS.

*Niger; thorax glaber; abdomen cupreum; pedes ferruginei; alæ nigrae.*

*Mydas politus, Wied. Auss. Zweifl. i. 240, 2. Westw. Arc. i. 51, 12.*

## Genus 2. DOLICHOGASTER.

Facies vix prominens, breviter hirta, mystace nulla. Antennæ vix capitis longitudine; articulus 1us brevis; 2us brevissimus; 3us conicus, 1o duplo longior; 4us et 5us precedentium longitudine, clavam formantes cordiformem tomentosam basi sat latam apice obtuse acuminatam, lateribus subcompressis. Abdomen longissimum. Alæ sat latæ, abdominis epicem non attingentes.

*Dolichogaster, Macq. Dipt. Exot. Suppl. 2, 18.*  
*Midas, p., Wied.; Westw.*

## 1. DOLICHOGASTER BREVICORNIS.

*Niger, glaber; abdominis segmenta 3um et 4um flavido diaphana; alæ fusco notatæ.*

*Midas brevicornis, Wied. Dipt. Exot. i. 117, 3; Auss. Zweifl. i. 242, 5.*

*Dolichogaster brevicornis, Macq. Dipt. Exot. Suppl. 2, 19, pl. 2, f. 2.*

a. Parâ. From Mr. Bates' collection.

## Genus 3. RHOPALIA.

*Facies brevis, parum prominens. Mystax brevis, non bene determinata. Proboscis brevis, sat crassa. Antennarum articulus 5us maximus, ovatus, apice brevissime stylatus. Femora et tibiæ postica breviter setosa; tibiæ posticæ calcaribus duobus minutis.*

*Rhopalia, Macq. Dipt. Exot. i. 2, 12.*

*Midas, p., Wied.; Westw.*

A. Thorax niger, vittis canis.

A. Abdomen nigrum. - - - - - lineata, *Oliv.*

B. Abdomen fuscum. - - - - - vittata, *Wied.*

B. Thorax niger, lateribus testaceis. - - - Olivieri, *Macq.*

C. Thorax rufus. - - - - - Spinolæ, *Macq.*

## 1. RHOPALIA LINEATA.

*Nigra; thorax cinereo quadrilineatus; abdomen suturis albis; femora postica leviter spinosa vix incrassata; alæ pellucidæ, venis nigris obscurius nonnihil marginatis.*

*Mydas lineatus, Oliv. Encycl. Méth. viii. 33. Westw. Arc. i. 54, 38.*

Egypt.

## 2. RHOPALIA VITTATA.

*Cana; thorax vittis nigellis; abdomen fuscum albo fasciatum; pedes fusci, femoribus posticis haud spinosis; alæ limpissimæ.*

Midas vittatus, *Wied. Auss. Zweifl.* i. 559, 37; *Mon. Mid.* pl. 54, f. 23. *Westw. Arc.* i. 54, 37.

Rhopalia vittata, *Macq. Explor. Scient. de l'Alger.* iii. *Ins.* 431, pl. 1, f. 11.

Nubia, Algeria.

## 3. RHOPALIA OLIVIERI.

*Nigra; caput antice et subtus albo pilosum; antennæ sericie subcinerea indutæ; thoracis latera testacea; pedes rufi; alæ subfuscæ.*

Rhopalia Olivieri, *Macq. Dipt. Exot.* i. 2, 12, 1, pl. 1, f. 2.

Midas Olivieri, *Westw. Arc.* i. 54, 39.

Egypt.

## 4. RHOPALIA SPINOLÆ.

*Fœm. Rufa; abdominis segmentum 2um interrupte nigro fasciatum; pedes fulvi; alæ subrufescentes, apice et postice hyalinæ.*

Rhopalia Spinolæ, *Macq. Dipt. Exot.* i. 2, 192.

Egypt.

## Genus 4. CEPHALOCERA.

Proboscis porrecta, elongata, tenuis.

Cephalocera, *Latr. Règn. Anim.* (1829); *Macq.; Westw. Midas*, p., *Wied.*

## Africa.

- A. Alæ fasciatæ aut vittatæ.  
 A. Alæ vittatæ. - - - - - longirostris, *Latr.*  
 B. Alæ fasciatæ. - - - - - fascipennis, *Macq.*
- B. Alæ non fasciatæ nec vittatæ.  
 A. Antennæ apice ferrugineæ. - - - - - fasciata, *Wied.*  
 B. Antennæ apice nigræ.  
 a. Alæ fuscæ.  
 a. Pedes fusci. - - - - - nigra, *Macq.*  
 b. Pedes fuscano-flavi. - - - - - callosa, *Wied.*  
 b. Alæ flavescentes.  
 a. Thorax rufo hirtus. - - - - - rufithorax, *Wied.*  
 b. Thorax flavido hirtus. - - - - - Westermanni, *Wied.*

## 1. CEPHALOCERA LONGIROSTRIS.

*Nigra; antennarum clava medio rufo-flava; thorax flavido-vittatus; abdomen inaris fasciis albis, sœm. flavis; pedes flavi, femoribus postivis apice obscuris; alæ costa vittaque submediana nigris.*

*Midas longirostris, Wied. Nova Acta Acad. Nat. Cur, xv. 1; Auss. Zweifl. ii. 630, 36; Mon. Mid. pl. 54, f. 21.*

*Cephalocera longirostris, Latr. Règn. Anim. (1829). Macq. Dipt. Exot. i. 2, 13, 1. Westw. Arc. i. 55, 4.*

a. Cape. From Mr. Saunders' collection.

## 2. CEPHALOCERA FASCIPENNIS.

*Mas. Nigra; abdomen albo maculatum; pedes rufi; alæ fascia fuscana.*

*Cephalocera fascipennis, Macq. Dipt. Exot. i. 2, 13, 2. Westw. Arc. i. 55, 5.*

Cape.

## 3. CEPHALOCERA FASCIATA.

*Nigra*; antennæ apice ferrugineæ; thorax ferrugineo hirtus; pedes ferruginei; alæ flavidæ.

*Mydas fasciatus*, Wied. Auss. Zweifl i. 243, 9.

*Cephalocera fasciata*, Westw. Arc. i. 55, 3.

Cape.

Var.? Antennæ totæ, caput supra, thoracis latera et segmentorum abdominalium margines postici ferrugineæ.

Black. Head above, antennæ, sides of the thorax, hind borders of the abdominal segments and legs ferruginous. Wings clouded with pale brown along the borders of the veins.

a. Port Natal. From Mr. R. W. Plant's collection.

## 4. CEPHALOCERA NIGRA.

Fœm. *Nigra*; barba alba; antennarum articulus 3us medio ferrugineus; pedes et alæ fusca; venæ cubitalis ramus 2us vena radiali conjunctus.

*Cephalocera nigra*, Macq. Dipt. Exot. i. 2, 14, 3, pl. 1, f. 3. Westw. Arc. i. 55, 6.

Cape.

Var.? Antennæ omnino nigræ; segmentorum abdominalium margines postici ferruginei; pedes ferruginei, tibiis posticis femoribusque nigris; alæ nigro-fuscæ, areolarum posticarum discis pallidioribus.

Antennæ wholly black. Hind borders of the abdominal segments ferruginous. Legs ferruginous; femora and hind tibiæ black. Wings blackish brown; disks of the posterior areolets much paler.

a. Port Natal. From Mr. R. W. Plant's collection.

b. ———?

## 5. CEPHALOCERA CALLOSA.

*Nigra; pedes fuscano-flavi; alæ fuscae. Mas.—Abdomen fuscano-flavum. Fœm.—Abdomen nigrum.*

Midas callosa, *Wied. Mon. Mid.* pl. 54, f. 22.

Cephalocera callosa, *Westw. Arc.* i. 55, 7.

Cape.

## 6. CEPHALOCERA RUFITHORAX.

*Nigra; thorax rufo hirtus; abdominis incisuræ flavidæ; pedes rufescentes, femoribus posticis intus apices versus nigris; alæ flavescentes.*

Midas rufithorax, *Wied. Dipt. Exot.* i. 117, 4; *Auss. Zweifl.* i. 242, 7; *Mon. Mid.* pl. 51, f. 15.

Cephalocera rufithorax, *Westw. Arc.* i. 55, 1.

Cape.

## 7. CEPHALOCERA WESTERMANNI.

*Niger; thorax flavido villosus; abdomen nigro hirtum, basi flavido hirtum; pedes castaneo-fusci; alæ apud discos flavescentes.*

Midas Westermanni, *Wied. Zool. Mag.* iii. 19, 27; *Dipt. Exot.* i. 118, 5; *Auss. Zweifl.* i. 243, 8; *Mon. Mid.* pl. 54, f. 16.

Cephalocera Westermanni, *Westw. Arc.* i. 55, 2.

Cape.

Australia.

## 8. CEPHALOCERA MACULIPENNIS.

*Ferruginea; caput nigrum; antennæ fulvæ, articulo 4o valde clavato, apice in tuberculo contracto; thorax vitta lata nigra; abdomen nigrum, segmentis 2o, 3o 4oque rufis, singulo macula dorsali nigra; pedes testaceo-rufi; alæ hyalinæ, costâ fulvâ, macula magna media, vitta ad basim ducta, apiceque marginis antici nigris.*

Cephalocera maculipennis, *Westw. Arc.* i. 55, 8, pl. 14, f. 5.

Western Australia.

## 9. CEPHALOCERA GRACILIS.

Fœm. *Gracilis, nigra, nitida; thoracis latera testacea; abdomen fasciis fulvis; femora, tibiæ tarsiq̄ue basi flava; alæ fuscaæ.*

Cephalocera gracilis, *Macq. Dipt. Exot. Suppl. 2, 32, pl. 1, f. 5.*  
New Holland.

## Genus 5. APIOCERA.

Caput transversum. Proboscis exserta, labiis duobus magnis terminata. Palpi lati, spatulati. Antennæ 4-articulatæ, capite breviores; articuli 1us et 2us setosi; 1us crassus; 2us minutus; 3us pyriformis, parvus; 4us stylatus, minutus. Thorax oblongus setosus. Scutellum productum. Abdomen longi-obconicum. Pedes longiusculi, sat graciles, setosi; tibiæ posticæ bicalcaratæ. Alæ breviusculæ.

Apiocera, *Westw. Lond. and Edinb. Phil. Mag. 1835; Arc. i. 56.*  
Pomacera, *Macq. Dipt. Exot. Suppl. 2.*

Wings short, rather narrow: costal vein ending at near the tip of the wing; mediastinal ending at about two-thirds of the length; subcostal ending near the tip of the costal; radial and cubital springing from a short common petiole, the former joining the subcostal near its tip; cubital forked before two-thirds of its length; its forks slightly curved, the fore fork joining the subcostal, the hind fork united to the costal; first externo-medial curved parallel to the cubital, joining the tip of the costal; second externo-medial complete; third and fourth externo-medial united at some distance from the border, which they join by means of a common petiole; subanal and anal united near the border.

## 1. APIOCERA ASILICA.

*Obscure nigra, facie corporeq̄ue subtus pilis cinereo-albis valde obsitis; thorax vitta angusta media aliisque tribus utrinque in medio disci abbreviatis cinereo-albis; abdominis segmenta 2um, 3um et 4um lateribus et maculis duabus triangularibus ad marginem posticum magnitudine decrescentibus, 5umque maculis duabus basalibus cinereo-albis; alæ hyalinæ, venis nigris.*

Apiocera asilica, *Westw.*

Pomacera Bigotii, *Macq. Dipt. Exot. Suppl. 2, 19, 1, pl. 2, f. 1.*

a. Adelaide. From Mr. Stevens' collection.

## Sub-fam. 2. DASYPOGONITES.

Ocelli tres. Antennæ sæpissime 3-articulatæ. Alarum vena radialis costali ad apicem connexa.

Dasypogonitæ, *Macq.*

A. Antennæ 5-articulatæ.

A. Antennarum articulus 5us 4o longior. - 1. *Ceraturgus.*

B. Antennarum articuli 4us et 5us æquales. - 2. *Dioctria.*

B. Antennæ 3-articulatæ.

A. Abdomen non petiolatum.

A. Caput non depressum.

i. Abdomen mediocriter longum.

\* Femora postica vix clavata.

† Thorax non gibbosus.

‡ Antennarum articulus 3us linearis. 3. *Dasypogon.*

‡‡ Antennarum articulus 3us clavatus.

4. *Brachyrhopala.*

†† Thorax gibbus, antice productus. - 5. *Pseudorus.*

\*\* Femora postica clavata, valde hirsuta. 6. *Euscelidia.*

ii. Abdomen longissimum. - - - 7. *Dolichodes.*

B. Caput valde depressum. - - - 8. *Discocephala.*

B. Abdomen petiolatum. - - - - 9. *Cubasa.*

A. Oculi remoti. - - - - 10. *Senobasis.*

B. Oculi fere contigui. - - - - 11. *Plesiomma.*

## Genus 1. CERATURGUS.

Antennæ capite longiores, articulis duobus obtusis brevibus terminatæ; articulus apicalis præcedente longior.

*Ceraturgus*, *Wied. Auss. Zweifl.* i. 414; *Macq.*

*Dasypogon*, p., *Fabr.*; *Wied. Dipt. Exot.*

Mediastinal vein ending beyond half the length of the wing. Subcostal ending beyond five-sixths of the length. Radial and cubital springing from a common petiole which proceeds from the subcostal at two-fifths of the length of the wing, and is less than one-eighth of their length. Cubital forked before two-thirds of its length, joined by a veinlet with the externo-medial before one-fourth of its length. First and third externo-medial springing from a common petiole at rather before half the length of the wing,



united again by a veinlet whose angle unites the second externo-medial. Fourth externo-medial and subanal springing from a common petiole at rather before half the length of the wing. Fourth externo-medial forming near its base an angle, where it is united by a veinlet with the third externo-medial. Subanal joining the anal at its tip. Discal areolet long, narrow, nearly pentagonal, very slightly widening outward.

#### North America.

##### 1. CERATURGUS FASCIATUS.

*Ceraturgus fasciatus*, *Cat. of Diptera*, Pt 2, 367.

##### 2. CERATURGUS AURULENTUS.

*Auratus*; *thorax vittis tribus nigris*; *abdominis segmenta basi nigra*; *pedes flavi*; *alæ limpidae*.

*Dasygogon aurulentus*, *Fabr. Syst. Antl.* 166, 11. *Wied. Anal. Entom.* 12; *Dipt. Exot.* i. 228, 26.

*Ceraturgus aurulentus*, *Wied. Auss. Zweifl.* i. 414, 1, pl. 5, f. 5.

New York.

#### Mexico.

##### 3. CERATURGUS NIGER.

*Niger*; *abdominis segmenta albo maculata*; *pedes fulvi, tarsorum articulis apice, tibiisque nigris*; *alæ flavescentes*.

*Ceraturgus niger*, *Macq. Dipt. Exot.* i. 2, 25, pl. 2, f. 1.

##### 4. CERATURGUS RUFIPENNIS.

*Fœm. Aureo-tomentosa*; *abdomen nigrum, fasciis aureis interruptis, apice testaceum*; *pedes testacei*; *alæ fulvæ, apice subfuscæ*.

*Ceraturgus rufipennis*, *Macq. Dipt. Exot. Suppl.* 2, 32, 2.

#### Country unknown.

##### 5. CERATURGUS? ANDOCIDES.

*Ceraturgus? Andocides*, *Cat. of Diptera*, Pt. 2, 367.

## 6. CERATURGUS? CORNUTUS.

**Fem.** *Badio-fuscus*; *antennarum articulus 3us longissimus, apice biarticulatus*; *thorax fulvus, vittis fuscis*; *abdomen flavido fasciatum*; *pedes anteriores rufescentes*; *alæ fusciscentes, areolarum discis sublimpidis.*

*Dasygogon cornutus*, *Wied. Auss. Zweifl. i. 382, 25.*

## Genus 2. DIOCTRIA.

Corpus elongatum, cylindricum. Antennæ 5-articulatæ, capite multo longiores; articuli 4us et 5us æquales.

*Dioctria*, *Fabr. Syst. Antl. 149*; *Latr.*; *Fall.*; *Meig.*; *Wied.*; *Macq.*; *Curt.*; *Zell.*; *Zett.*; *Loew.*

*Asilus*, p., *Linn.*; *Fabr. Ent. Syst.*; *Schr.*; *Gmel.*

Mediastinal vein ending at much beyond half the length of the wing. Subcostal ending at about three-fourths of the length. Radial and cubital springing from a common petiole, which proceeds from the subcostal at about one-third of the length of the wing, and is less than one-fourth of their length. Cubital forked before two-thirds of its length, joined by a veinlet with the first externo-medial before one-third of its length. First and third externo-medial springing from a common petiole at much before half the length of the wing, united again by a veinlet, which near its fore end emits the second externo-medial. Fourth externo-medial and subanal springing from a common petiole at much before half the length of the wing; fourth externo-medial forming near its base an angle, where it is united by a veinlet with the third externo-medial; subanal ending near the tip of the anal. Discal areolet long, narrow, widening from the base to the tip.

## Europe.

A. Abdomen cupreo-aureum. - - - - *chalcogastra*, *Duf.*

B. Corpus subcærulescens. - - - - *Harcyniæ*, *Loew.*

C. Corpus atrum.

A. Pedes toti nigri. (*D. atricapilla*, *fæm.*, Var. Pedes ex parte rufescentes).

## A. Thorax lævis.

- d. Alæ maris dimidiatim nigricantes, *fæminæ* fuscæscentes.  
Gagates, *Meig.*  
dd. Alæ atræ. - - - - - melas, *Duf.*

## B. Thorax obscurus.

- a. Alæ maris atratæ, *fæm.* fuscæscentes. atricapilla, *Meig.*  
b. Alæ hyalinæ. - - - - - speculifrons, *Meig.*

## B. Pedes nigri femoribus tibiisque basi stramineis.

Reinhardi, *Meig.*

## C. Pedes plus minusve rufi.

- A. Alæ in utroque sexu æqualiter nigræ. œlandica, *Linn.*

## AA. Alæ subfuscæscentes aut hyalinæ.

- a. Antennarum articulus 3us præcedentibus conjunctis  
æqualis.

## i. Abdomen totum atrum.

- \* Metatarsus posticus vix incrassatus.

† Femora non nigro liturata.

‡ Pedes rufi, nigro varii.

§ Pectoris latera maculis micantibus nullis.

cothurnata, *Meig.*

§§ Pectoris latera maculis micantibus.

rufipes, *Deg.*‡‡ Pedes testacei. - - - Wiedemanni, *Meig.*†† Femora postica nigro liturata. flavipes, *Meig.*

††† Femora omnia nigro liturata.

Baumhaueri, *Meig.*\*\* Metatarsus posticus crassissimus. - gracilis, *Meig.*

## ii. Abdomen cingulis pallidis.

\* Scutellum plus minusve rufescens. aurifrons, *Meig.*

\*\* Scutellum totum nigrum.

† Tarsi omnes subtus obscure punctati.

linearis, *Fabr.*

†† Tarsi subtus non punctati.

h. Pectoris latera fasciis pallidis micantibus.

lateralis, *Meig.*

hh. Pectoris latera fasciis pallidis micantibus

nullis. - - - calceata, *Meig.*

aa. Antennarum articulus 3us præcedentibus conjunctis

multo longior. - - - longicornis, *Meig.*

1. *DIOTRIA CELANDICA.*

*Nigra; thorax albido quadrivittatus; pedes rufi; tibiis apice tarsisque nigris; alæ in utroque sexu æqualiter nigricantes.*

*Asilus celandicus, Linn.*

*a—f.* England. From Mr. Stevens' collection.

2. *DIOTRIA REINHARDI.*

*Nigra, nitida; thoracis dorsum lineis duabus angustis cinerascens; tibus postice abbreviatis; femora tibieque basi straminea.*

*Diotria Reinhardi, Wied. Meig. Zwelf. ii. 247, 13, pl. 19, f. 19, 24. Macq. Dipt. Nord. Asil. 17, 8; Hist. Nat. Dipt. i. 291, 9. Zeller, Isis, 1840, 40, 5. Loew, Linn. Ent. ii. 412, 2. Zett. Dipt. Scand. viii. 2972.*

*a, b.* England. From Mr. Stephens' collection.

*c.* Interlacken, Switzerland. Presented by F. Walker, Esq.

3. *DIOTRIA ATRICAPILLA.*

*Nigra, parum nitens; pedes sæpissime concolores; alæ dimidiatim sed indeterminate in mare atratæ, in fœmina fuscescentes.*

*Diotria atricapilla, Meig.*

*a—f.* England. From Mr. Stephens' collection.

*Var. Nigra; facies orichalcea; thorax cinereus, nigro lineatus; abdomen incisuris albidis; pedes fulvi, postici nigri genubus fulvis; alæ hyalinæ; halteres flavi.*

*Diotria geniculata, Meig.*

4. *DIOTRIA HARCYNIÆ.*

*Nigra, alis mystaceque in utroque sexu concoloribus; thorax et abdomen subcærulescentia nitida.*

*Diotria Harcyniæ, Loew, Ent. Zeit. Stett. 1844, 381. Linn. Ent. ii. 416, 4.*

Germany.

## 5. DIOCTRIA GAGATES.

*Nigra, nitida; pedes concolores; facies albido micans; thorax lævis; genua fulva; alæ in mare dimidiatim nigricantes, in fœmina pallide fuscæ.*

*Dioctria Gagates, Hoffm.; Meig.*

Portugal.

## 6. DIOCTRIA SPECULIFRONS.

*Nigra; nitida, facies submetallica, thoracis dorsum fusco tomentosum; vittis duabus flavescentibus; alæ limpide; halteres flavi.*

*Dioctria speculifrons, Hoffm.; Meig. Zweifl. ii. 255, 28. Loew, Linn. Ent. ii. 419, 6.*

Portugal.

## 7. DIOCTRIA COTHURNATA.

*Nigra; facies orichalcea; thorax cinereus, nigro vittatus; pectoris latera maculis micantibus nullis; abdomen incisuris sæpe albidis; pedes fulvi, tibiis posticis tarsisque fuscis; alæ dilute fuscæ.*

*Dioctria cothurnata, Meig. Zett. Dipt. Scand. viii. 2973.*

Var.? *Nigra; facies orichalcea; pedes fulvi, tibiis posticis tarsisque fuscis; alæ fuliginosæ.*

*Dioctria infuscata, Meig. Zweifl. ii. 252, 21.*

France?

## 8. DIOCTRIA AURIFRONS.

Mas et fœm. *Nigra, nitida; facies et pectoris latera orichalcea; thoracis dorsum luridum, opacum, nigro vittatum; callus humeralis rufescens; abdomen cingulis flavo-testaceis; pedes flavo-testacei, tarsi subtus non punctatis.*

*Dioctria humeralis, Zeller, Isis, 1840, 36, 3. Loew, Linn. Ent. ii. 422, 8.*

Mas. *Alæ nigro-fuscæ, apice hyalinæ.*

*Dioctria aurifrons*, Gürtl.; Meig. *Zweifl.* ii. 252, 23.

Fœm. *Alæ fere limpide, margine antico flavicantes.*

*Dioctria flavipennis*, Meig. *Zweifl.* ii. 252, 22.

Austria.

#### 9. DIOCTRIA RUFIPES.

*Nigra; tuberculus frontalis permagnus; thorax cano bivittatus, lateribus flavo-albo notatis; antennarum articulus 1us 2o duplo longior; pedes rufi, tarsorum articulis apice pedibusque posticis nigris; alæ subhyalinæ.*

*Asilus rufipes*, Deg.

a—f. England. From Mr. Stephens' collection.

g, h. Interlacken, Switzerland. Presented by F. Walker, Esq.

#### 10. DIOCTRIA WIEDEMANNI.

*Nigra; facies fulva; thoracis discus cinereus, nigro lineatus; alæ fuscæ; pedes testacei.*

*Dioctria Wiedemanni*, Meig. *Zweifl.* ii. 241, 2.

South France.

#### 11. DIOCTRIA FLAVIPES.

*Nigra; facies nivea; thorax cinereo trivittatus; abdomen segmentis apice fulvis, maris 3o et 4o basi fulvis; pedes flavi, femoribus posticis seepissime litura sublincari nigra superius signatis, tibiis posticis nonnunquam nigris, tarsis fulvis aut nigris; alæ limpide.*

*Dioctria flavipes*, Meig. *Zett. Dipt. Scand.* viii. 2974.

Var. *Abdomen fasciis duabus ferrugineis.*

*Dioctria cingulata*, Zett. *Dipt. Scand.* viii. 2975.

a—d. England. From Mr. Stephens' collection.

e. Interlacken, Switzerland. Presented by F. Walker, Esq.

## 12. DIOCTRIA BAUMHAUERI.

*Nigra; facies nivea; thorax cinereus, nigro vittatus; pedes anteriores fulvo nigroque varii, postici fulvi; alæ hyalinæ; halteres fulvi.*

*Dioctria Baumhaueri*, Meig.

*a—f.* England. From Mr. Stephens' collection.

## 13. DIOCTRIA LINEARIS.

*Mas et sœm. Nigra, gracilis; abdomen cingulis pallide testaceis; pedes pallide testacei, postici fusco variegati; tarsi omnes subtus obscure punctati.*

*Dasygogon linearis*, Fabr. Syst. Antl. 389, 60. Meig. Zweifl. vi. 330. Loew, Linn. Ent. ii. 432, 12.

Germany.

## 14. DIOCTRIA BICINCTA.

*Nigra; facies orichalcea; abdomen annulis duobus flavis; pedes fulvi, tibiis posticis tarsisque fuscis; alæ fuliginosæ.*

*Dioctria bicincta*, Meig. Zweifl. ii. 251, 20, pl. 19, f. 20.

France?

## 15. DIOCTRIA ANNULATA.

*Nigra; facies orichalcea; abdomen fuscis duabus flavis; pedes fulvi, femoribus posticis nigro lineatis, tibiis posticis tarsisque fuscis; alæ hyalinæ.*

*Dioctria annulata*, Meig. Zweifl. ii. 251, 19, pl. 19, f. 19.

## 16. DIOCTRIA GRACILIS.

*Nigra, nitens; facies orichalcea; thoracis dorsum nitidum; pectoris latera fascia anteriore integra; pedes fulvi, tibiis posticis tarsisque nigro-fuscis, metatarso postico crassissimo; alæ hyalinæ, vix subsufuscentes; halteres flavi.*

*Dioctria gracilis, Meig. Zweifl. ii. 248, 15. Macq. Dipt. Nord. Asil. 18, 9; Hist. Nat. Dipt. i. 291, 10. Loew, Linn. Ent. ii. 333, 13.*

South France. North Africa.

## 17. DIOCTRIA LATERALIS.

*Nigra; facies orichalcea; antennarum articulus 3us præcedentibus conjunctis æqualis; thoracis dorsum nitidum; pectoris latera fascia micante anteriore superius late interrupta; abdomen basi vix coarctatum, plerumque luteo cingulatum, interdum unicolor; pedes fulvi, femoribus posticis nigro cinctis, tibiis tarsisque posticis fuscis; alæ hyalinæ; halteres flavi.*

*Dioctria lateralis, Meig. Klass. Zweifl. i. 258, 8 (ex parte); Zweifl. ii. 11, 249, 16. Macq. Dipt. Nord. Asil. 18, 10; Hist. Nat. Dipt. i. 291, 11. Loew, Progr. 1840, 14, 7; Isis, 1840, 536, 7; Linn. Ent. ii. 435, 14.*

*Asilus hæmorrhoidalis, Meig. Klass. Zweifl. i. 270.*

*Dioctria hæmorrhoidalis, Meig. Zweifl. ii. 250, 18. Macq. Dipt. Nord. Asil. 19, 13; Hist. Nat. Dipt. i. 292, 13. Zeller, Isis, 1840, 41, 6.*

a, b. England. From Mr. Stephens' collection.

## 18. DIOCTRIA LONGICORNIS.

*Nigra; facies aurea; antennæ capite duplo longiores; articulus 3us præcedentibus conjunctis multo longior; pedes fulvi, postici nigri; alæ hyalinæ; halteres flavi.*

*Dioctria lateralis, Meig. Klass. Zweifl. i. 258, 8 (ex parte). Macq. Dipt. Nord. Asil. 19, 11; Hist. Nat. Dipt. i. 291, 12. Loew, Linn. Ent. ii. 437, 16.*



*Dioctria lateralis* (frontalis in tab.), *Panz. Faun. Ins. Germ.* xcvi. 21.

*Dioctria longicornis*, *Meig. Zweifl.* ii. 249, 17, pl. 19, f. 18.

a. Aix-la-Chapelle. Presented by F. Walker, Esq.

#### 19. DIOCTRIA CALCEATA.

*Nigra*; *facies nivea*; *thorax cinereus vittis nigris*; *abdominis segmenta 2um, 3um et 4um fulva*; *pedes fulvi*; *tarsis fuscis*; *alæ fuscescentes*.

*Dioctria calceata*, *Megerle*; *Meig. Zweifl.* ii. 253, 24. *Loew, Linn. Ent.* ii. 438, 16.

Austria.\* Italy.

#### 20. DIOCTRIA MELAS.

*Atra*; *abdomen depressum, concolor*; *arista subulata*; *pedes anteriores cinereo hirsuti*; *tibiæ posticæ clavatæ*; *tarsorum posteriorum articulus lvs incrassatus, oblongus*; *reliquis suburceolati*; *alæ atræ*; *halteres flavi*.

*Dioctria melas*, *Duf. Ann. Soc. Ent. Fr. 2me Sér.* viii. 148, 11, pl. 6, f. 10.

Madrid.

#### 21. DIOCTRIA CHALCOGAstra.

*Atra*; *abdomen depressum, cupreo-aureum, nitidum, subtus aureo villosum*; *tibiæ posticæ incrassato clavatæ*; *tarsorum posteriorum articulus lvs incrassatus ovatus, reliqui globosi*; *alæ atræ*; *halteres flavi*.

*Dioctria chalcogastra*, *Duf. Ann. Soc. Ent. Fr. 2me Sér.* viii. 146, 10, pl. 6, f. 9.

Valentia; Madrid.

## South Russia.

## 22. DIOCTRIA PICTA.

Mas. *Nigra*; *facies nivea*; *abdomen incisuris citrinis maculisque in singulo segmento binis transversis albis.*

*Dioctria picta*, *Wied. Dipt. Exot. i.* 180, 1; *Auss. Zweifl. i.* 364, 1.

## North America.

## 23. DIOCTRIA ALBIUS.

*Dioctria Albius*, *Cat. of Diptera*, Pt. 2, 301.  
New York.

## 24. DIOCTRIA OCTOPUNCTATA.

*Nigra*; *thorax flavido vittatus*; *abdomen utrinque maculis quatuor albis*; *pedes mellei.*

*Dioctria octopunctata*, *Say, Journ. Acad. Philad. iii.* 49, 1. *Wied. Auss. Zweifl. i.* 365, 3.

North America.

## South America.

## 25. DIOCTRIA TENUIS.

*Dioctria tenuis*, *Diptera Saundersiana*, Pt. 2, 86.  
*a, b.* South America. From Mr. Saunders' collection.

## 26. DIOCTRIA VICINA.

*Nigra, nitida*; *facies albida*; *pedes rufi, femoribus anticis fuscia nigricante*; *alæ nigrae.*

*Dioctria vicina*, *Macq. Dipt. Exot. i.* 2, 26, 2.  
*Dioctria œlandica*, Var.?  
Brazil.

## Africa.

- A. *Corpus cyaneum*. - - - - - *cyanea*, *Fabr.*  
 B. *Corpus nigrum*.  
   A. *Corpus maculatum*. - - - - - *costalis*, *Wied.*  
   B. *Corpus non maculatum*. - - - - - *flavipennis*, *Macq.*

27. *DIOCTRIA CYANEA*.

*Fusca*; *abdomen et alæ cyanea*.

*Dioctria cyanea*, *Fabr.*

South Africa.

28. *DIOCTRIA COSTALIS*.

*Mas. Nigra*; *thorax rufo maculatus*; *abdomen flavo maculatum*; *alæ ad costam dimidiato fusce*.

*Dioctria costalis*, *Wied. Zool. Mag.* iii. 6, 8; *Dipt. Exot.* i. 180, 3; *Auss. Zweifl.* i. 365, 2.

Cape.

29. *DIOCTRIA FLAVIPENNIS*.

*Mas. Atra*; *facies, thoracis lineæ tres, pedesque fulvæ; alæ pallide fulvæ*.

*Dioctria flavipennis*, *Macq. Dipt. Exot.* i. 2, 25, 1, pl. 2, f. 2.

Cape.

## Australia.

30. *DIOCTRIA TASMANICA*.

*Dioctria Tasmanica*, *Saunders, Diptera Saundersiana*, Pt. 2, 85.

a. Van Dieman's Land. From Mr. Saunders' collection.

## 31. DIOCTRIA ? CONOPSOIDES.

*Nigra*; caput flavum; thorax flavo maculatus; abdomen fasciis rufis; pedes rufi.

*Asilus conopsoides*, *Fabr. Mant. Ins.* ii. 361, 37; *Ent. Syst.* iv. 389, 59.

*Dioctria conopsoides*, *Fabr. Syst. Antl.* 151, 9.

New Holland.

Country unknown.

## 32. DIOCTRIA HORSLEYI.

*Dioctria Horsleyi*, *Saunders, Diptera Saundersiana*, Pt 2, 86.

## Genus 3. DASYPOGON.

Caput non depressum. Antennæ triarticulatæ. Thorax non gibbosus. Abdomen mediocriter longum, non petiolatum. Femora postica vix clavata.

*Dasyogon*, p., *Fabr. Syst. Antl.*; *Latr.*; *Panz.*; *Fall.*; *Meig.*; *Curt.*; *Zell.*; *Zett.*; *Loew.*

*Asilus*, p., *Linn.*; *Fabr. Ent. Syst.*; *Schr.*; *Gmel.*; *Panz.*

*Dioctria*, p., *Fabr.*

*Dasyogon* et *Microstylum*, *Xiphocera* et *Acnephalum*, *Macq.*

*Dasyogon*, *Megapollyon*, *Prolepsis*, *Euarmostus* et *Morimna*, *Walk.*

Mediastinal vein ending at a little before two-thirds of the length of the wing. Subcostal ending at beyond seven-eighths of the length. Radial and cubital springing from a common petiole, which proceeds from the subcostal at about one-fourth of the length of the wing, and is less than one-sixth of their length. Cubital forked a little before two-thirds of its length, joined by a veinlet with the first externo-medial a little before one-third of its length. First and third externo-medial springing from a common petiole at much before half the length of the wing, united again by a veinlet whose angle emits the second externo-medial. Third externo-medial extending to the hind border in some species; in others inclined

hindward, and joining the fourth externo-medial near the tip of the latter. Fourth externo-medial and subanal springing from a common petiole at about half the length of the wing; fourth externo-medial forming near its base an angle, where it is united by a veinlet with the third externo-medial; subanal ending close to the tip of the anal. Discal arcolet narrow, very long, nearly triangular, widening from the base to the tip. The wing-veins of the species of this genus are subject to great variation. The forks of the cubital vein diverge more or less from each other, and the fore branch is more or less straight or curved or angular, and in some cases emits the stump of a vein from its angle. The first externo-medial is generally parallel to the hind branch of the cubital, but in some species is united with it. The second externo-medial very generally springs from a veinlet between the first and the third externo-medial, but in one species appears as the fork of the first externo-medial. The third externo-medial generally proceeds straight to the border, but is often inclined to the fourth, and in some species joins the latter on the border, or at some distance from it. The subanal usually joins the anal on the border; in a few species it is separate from it, or is united to it at a distance from the border. In one species there is a veinlet between the first and second externo-medial veins, and thereby an additional arcolet is formed in front of the discal arcolet.

Europe and Asia Minor.

Div. I. Tibiæ anticæ apice calcaratæ.

Group 1. SAROPOGON.

Species præ cæteris nudæ. Facies æqualiter lata. Mystax flabelli formis, faciem non transiens. Antennæ approximata; arista semper brevissima, structuræ variæ. Thorax non valde elevatus, setis dorsalibus abbreviatis. Abdomen longum, *maris* magis cylindricum, *fæminæ* magis planum. Pedes sat graciles; tibiæ posticæ non incrassatæ.

Saropogon, Loew, *Linn. Ent.* ii. 439.

A. *Mystax niger*.

A. Antennarum articulus 3us præcedentibus conjunctim duplo longior. - - - - - eucerus, *Loew*.

B. Antennarum articulus 3us præcedentibus conjunctim non duplo longior. - - - - - jugulum, *Loew*.

B. *Mystax flavescens*.

A. Femora nigra. - - - - - platynotus, *Loew*.

B. Femora rufa. - - - - - luctuosus, *Hoffm.*

## 1. DASYPOGON EUCERUS.

Mas. *Mystax niger*; antennarum articulus 3us præcedentibus conjunctim duplo longior.

*Dasygogon eucerus*, *Loew*, *Linn. Ent.* ii. 440, 1.

Mormeriza and Makri, Asia Minor.

## 2. DASYPOGON JUGULUM.

Mas.—*Mystax niger*; pedes nigro flavoque varii. Fœm.—Abdomen rufo fasciatum.

*Dasygogon jugulum*, *Loew*, *Linn. Ent.* ii. 441, 2.

Isle of Rhodes and the neighbouring coast of Asia Minor.

## 3. DASYPOGON PLATYNOTUS.

Mas.—*Mystax pallide flavescens*; femora nigra. Fœm.—Abdomen nigrum; femora basi nigra.

*Dasygogon platynotus*, *Loew*, *Linn. Ent.* ii. 443, 3.

Makri and Patara, Asia Minor.

## 4. DASYPOGON LUCTUOSUS.

*Niger*; pedes rufi. Mas.—*Mystax flavescens*; alæ nigricantes. Fœm.—Abdomen nigrum; alæ pallidiores.

*Dasygogon luctuosus*, *Hoffm. Meig. Zweifl.* ii. 259, 3. *Loew*, *Linn. Ent.* ii. 446, 4.

Italy. Portugal.

## Group 2. DASYPOGON.

Præcedenti similis, at mystax ad faciei medium ascendens, et inde usque ad antennas pilis sparsis abbreviatis instructus.

Dasypon, *Loew, Linn. Ent. ii. 448.*

## A. Thorax aureo varius.

A. Facies flava. Alæ flavescentes. - . - teutonus, *Linn.*

B. Facies alba. Alæ hyalinæ. - - - leucocephalus, *Meig.*

## B. Thorax non auratus.

## A. Humeri prominuli.

a. Tarsi ferruginei. *Mas.*—Abdomen supra nigrum.

Diadema, *Fabr.*

b. Tarsi nigri. *Mas.*—Abdomen supra rufum. variabilis, *Brullé.*

B. Humeri non prominuli. - - - cylindriens, *Fabr.*

C. Corpus ferrugineum. Abdomen basi maculisque lateralibus nigris. - - - - - analis, *Fabr.*

## 5. DASYPOGON TEUTONUS.

*Mas et Fœm. Niger; facies, thoracis margo lateralis et pleurarum maculæ magnæ aureo micantes.*

*Asilus teutonius, Linn.*

Central and Southern Europe.

## 6. DASYPOGON LEUCOCEPHALUS.

*Niger; facies, thoracis latera et abdominis puncta lateralina alba pedes fulvi, femoribus posticis apice tarsisque nigris; alæ hyalinæ, ad costam fuscescentes.*

*Dasypon leucocephalus, Meig. Zweifl. ii. 259, 2, pl. 10, f. 10. Macq. Hist. Nat. Dipt. i. 293, 3.*

South France.

## 7. DASYPOGON DIADEMA.

Mas.—*Ater*; *pedes et alæ concolores*; *humeri prominuli*. Fœm.—*Nigra, pilis occipitis prothoracisque pallidis, nigris interdum parce admixtis*; *abdomen cingulis 3—6 superius rufo-ferrugineis*; *pedes interdum picei*.

*Dasygogon Diadema*, *Fabr.*

*Dasygogon punctatus*, var. *umbrosa*, *Brullé, Expéd. Scient. de Morée*, iii. 1, 292, 631, pl. 46, f. 2.

Central and Southern Europe. Asia Minor. Australia.

## 8. DASYPOGON VARIABILIS.

Mas et Fœm. *Nigro-violascente micans*; *abdomen nitidum, rufo plus minusve fasciatum, segmentis 20—50 macula utrinque laterali albida*; *pedes nigri*. Mas.—*Mystax et facies inferior nigra*; *alæ obscure violaceæ*. Fœm.—*Mystax et facies inferior albido-flava*; *alæ flavescentes*.

*Dasygogon variabilis*, *Brullé, Expéd. Scient. de Morée*, iii. 1, 292, 632, pl. 46, f. 4.

Calamata.

## 9. DASYPOGON CYLINDRICUS.

Mas.—*Ater*; *pedes et alæ concolores humeri non prominuli*. Fœm.—*Niger pilis occipitis prothoracisque nigris, vix unquam pallidis aliquot admixtis*; *abdomen cingulis 3—5 superius semper rufo-ferrugineis*; *pedes rufi, interdum nigricantes*.

*Asilus cylindricus*, *Fabr. Ent. Syst.* iv. 381, 24. *Meig. Klass.* i. 267.

*Dasygogon cylindricus*, *Fabr. Syst. Antl.* 165, 6. *Meig. Zweifl.* ii. 262, 7. *Macq. Dipt. Nord. Asil.* 24, 4. *Loew, Linn. Ent.* ii. 451, 7.

*Dasygogon fasciatus*, *Meig. Zweifl.* ii. 261, 5. *Macq. Dipt. Nord. Asil.* 24, 3.

Central and Southern Europe.



## 10. DASYPOGON ANALIS.

*Ferrugineus; thorax nigro vittatus; abdomen basi nigrum, segmentorum marginibus utrinque albis; alæ flavescentes.*

*Asilus analis*, *Fabr. Ent. Syst.* iv. 377, 4. *Meig. Klass. Zweifl.* i. 265, a.

*Dasygogon analis*, *Fabr. Syst. Antl.* 164, 1. *Meig. Zweifl.* ii. 263, 8. *Macq. Hist. Nat. Dipt.* i. 294, 4.

Italy.

Div. II. Tibiæ anticæ apice non calcaratæ.

Sub-div. I. Corpus elongatum.

## Group 3. STENOPOGON.

Species gracillimæ, præ cæteris tantum pilosæ. Caput nonnihil altius quam latum. Facies minima, supra contracta, tuberculis magnis subcarinatis, postice extensis. Mystax setis validis, supra brevioribus, fere ad antennas ascendens. Frons aequaliter lata, at minima. Antennæ valde approximatæ, sat graciles; arista mediocriter longa, aut sublongata. Oculi valde elevati, non remoti. Proboscis præ cæteris robusta et porrecta. Thorax mediocriter gibbosus, pilis antice abbreviatis postice setis longis. Abdomen gracile, cylindricum, sat nudum. Pedes longi, sat graciles; femora plus minusve incrassata, subtus (antice præsertim) plus minusve setosa; tibiæ posticæ simplices, apice non incrassatæ. *Mas.*—Sexualia præ cæteris parva.

*Stenopogon*, *Loew, Linn. Ent.* ii. 453.

## A. Corpus nigrum.

A. Pedes rufi. - - - - - coracinus, *Loew.*

B. Pedes nigri. - - - - - milvus, *Loew.*

## B. Corpus cinereum.

A. Vena cubitalis et externo-media 1a valde convergentes.  
elongatus, *Meig.*

B. Vena cubitalis et externo-media 1a parum convergentes.  
callosus, *Wied.*

## C. Corpus flavo-cinereum.

A. Antennæ nigrae. - - - - - ochreatus, *Loew.*

B. Antennæ maxima ex parte rufæ. - - - - - sabaudus, *Fabr.*

## 11. DASYPOGON CORACINUS.

Fœm. *Ater; pedes rufi; alæ nigricantes.*

*Dasygogon coracinus*, Loew, *Linn. Ent.* ii 454, 8.  
Italy.

## 12. DASYPOGON MILVUS.

Mas et Fœm. *Nigricans, cinereo pilosus; tibiæ basi tarsique  
badia; alæ obscure fusæ.*

*Dasygogon milvus*, Loew, *Linn. Ent.* ii. 454, 9.  
Rhodes. Isle of Leros.

## 13. DASYPOGON ELONGATUS.

Mas et Fœm. *Cinereus; alarum vena cubitalis et vena externo-  
media la apice valde convergentes.*

*Dasygogon elongatus*, Meig.  
South Europe and Asia Minor.

## 14. DASYPOGON CALLOSUS.

Mas. *Cinereus; alarum vena cubitalis et vena externo-media la  
apice parum convergentes.*

*Asilus callosus*, Wied. *Zool. Mag.* i. 2, 30. Meig. *Zweifl.* ii.  
333, 42.  
*Dasygogon callosus*, Loew, *Linn. Ent.* ii. 458, 11.  
North and Southern Russia.

## 15. DASYPOGON OCHREATUS.

Mas et Fœm. *Flavo-cinereus; antennæ nigræ; abdomen nigrum,  
maculis dorsalibus maximis rufo-ferrugineis.*

*Dasygogon ochreatus*, Loew, *Linn. Ent.* ii. 459, 12.  
Greece. Asia Minor.

## 16. DASYPOGON SABAUDUS.

Mas et Fœm. *Cinereo-flavus; antennæ maxima ex parte rufa; abdomen superius aurantiacum; mas, alarum angulus posterior albidus.*

*Asilus sabaudus, Fabr.*

South Europe.

## Group 4. HABROPOGON.

Species minores, longæ, gracillimæ. Facies et frons mediocriter at omnino æqualiter latæ. Facies subtus nonnihil tumida, tuberculis propriis nullis. Mystax densus, albus, usque ad faciei mediam ascendens. Antennæ approximatae, sat breves; arista mediocriter longa. Thorax sat convexus. Abdomen *feminae* præsertim elongatum et attenuatum. Pedes validiusculi; femora, necnon tibiæ posticæ apice subincrassata; femora subtus pilosa, non setosa; metatarsus anticus aut intermedius articulo 2o, 3o, aut 4o vix longior; metatarsus posticus articulis 2o 3oque conjunctis vix brevior; articulus 2us brevis, subincrassatus.

*Habropogon, Loew, Linn. Ent. ii. 463.*

## 17. DASYPOGON EXQUISITUS.

Mas et Fœm. *Thoracis dorsum fusco albidoque varium; femora satis incrassata.*

*Dasyogon exquisitus, Loew, Linn. Ent. ii. 464, 14. Meig. Zweifl. ii. 267, 14, fœm.*

*Dasyogon rutilus, Meig. Zweifl. vii. 70, 46, mas.*

Italy. Sicily. Spain.

## 18. DASYPOGON LONGIVENTRIS.

Mas et Fœm. *Thorax fusco cinereoque varius; femora parum incrassata.*

*Dasyogon longiventris, Loew, Linn. Ent. ii. 467, 15.*

Asia Minor. Isles of Greece.

## Group 5. XIPHOCERUS.

Species sat graciles. Corpus pubescens. Caput mediocriter crassum. Facies mediocriter et æqualiter lata, versus os nonnihil elevata, tuberculis nullis. Frons sat latæ. Ocellorum tuberculi non bene determinati. Mystax densus, brevis, faciei partem inferiorem tantum occupans. Proboscis brevis, crassa, apice thoracem versus arcuata. Palpi articulo ultimo subincrassato. Antennæ longæ aut longissimæ; articulus 2us præ 1o brevissimus; 3us 1o 2oque conjunctis plus duplo longior, arista brevissima aut indistincta. Thorax mediocriter arcuatus. Abdomen cylindricum, postice non valde attenuatum. Pedes graciles, nudiusculi, setulæ longiores breves, raræ, apud tibia posticas tantum conspicuæ; metatarsus valde elongatus.

Xiphocerus, *Loew, Linn. Ent. ii. 470.*

Xiphocera, *Macq. Hist. Nat. Dipt.*

## 19. DASYPOGON GLAUCIUS.

Mas et Fœm. *Abdominis segmenta omnia glauco fasciata, postice flavo marginata.* Mas.—*Nigricans; pedes concolores.* Fœm.—*Nigricans; thoracis margo lateralis pedesque rufo-testacei.*

*Asilus glaucius, Rossi.*

Italy. Sicily. Albania. Siberia.

## Group 6. HOLOPOGON.

Species parvæ, tenues. Corpus nigrum, tenuiter at comparate longe pilosum; abdominis dorsum omnino breviter pilosum. Caput præ cæteris mediocriter latum. Frons supra postice paullo latior. Vertex parum incrassata. Facies mediocriter et æqualiter lata, subconvexa, tuberculis nullis. Mystax usque ad antennas ascendens. Antennæ approximatae, graciles; articuli 1us et 2us fere æquales; arista sat longa aut longissima. Thorax brevis, valde convexus, pulvereus. Pedes anteriores graciles, metatarso longiusculo; postice femoribus non incrassatis, tibiis valde clavatis, tarsis (metatarso præsertim) incrassatis. Femora tenuiter pilosa; tibiæ tarsisque setis longioribus. Mas.—Abdomen magis cylindricum, sæpe nonnihil compressum. Sexualia parva. Fœm.—Abdomen nonnihil depressum.

*Holopogon, Loew, Linn. Ent. ii. 474.*

## A. Alæ nigræ aut nigricantes.

## A. Alæ maris basi albæ.

A. Abdomen maris omnino atrum. - nigripennis, *Meig.*B. Abdomen postice tomento flavido-cinereo. venustus, *Rossi.*

## B. Alæ non basi albæ.

A. Abdomen maculis flavo micantibus. - sículus, *Macq.*

B. Abdomen maculis nullis flavo micantibus.

a. Thorax maculis duabus subeineris. dimidiatus, *Meig.*

b. Thorax maculis quatuor subeineris.

i. Thorax vitta media. - - - timidus, *Loew.*ii. Thorax non vittatus. - - - fumipennis, *Meig.*B. Alæ hyalinæ, venis fusco limbatis. - Macquarti, *Perris.*C. Alæ purissime hyalinæ. - - - clavipes, *Loew.*

## 20. DASYPOGON DIMIDIATUS.

Mas et Fœm. *Niger, nitens, maculis duabus minutis in thoracis dorso interscapularibus cinerascentibus, interdum minus distinctis; alæ nigræ, apice hyalinæ.*

Dasygogon dimidiatus, *Meig. Zweifl. ii. 280, 34, mas. Loew, Linn. Ent. ii. 474, 17.*

Dasygogon fuscipennis, *Meig. Zweifl. ii. 280, 35, fœm.*

Italy. Sardinia. Austria.

## 21. DASYPOGON TIMIDUS.

Mas. *Thorax linea longitudinali media, maculis duabus humeralibus alterisque lateralibus fusco-cinereis; alæ nigricantes, apice dilutiores.*

Dasygogon timidus, *Loew, Linn. Ent. ii. 475, 18.*

Italy.

## 22. DASYPOGON NIGRIPENNIS.

Mas et Fœm. *Alæ nigricantes. Mas.—Alæ basi albæ; abdomen omnino atrum. Fœm.—Thoracis dorsum maculis cinerascentibus interscapularibus postscapularibusque connexis.*

*Dasygogon nigripennis*, *Meg. Meig. Zweifl.* ii. 278, 29. *Germ. Faun. Ins.* ix. 23. *Loew, Isis*, 1840, 536, 2; *Linn. Ent.* ii. 476, 19.

Central Europe.

### 23. DASYPOGON VENUSTUS.

Mas et Fœm. *Alæ nigræ.* Mas.—*Abdomen postice tomento flavido-cinereo tectum; alæ basi albæ.* Fœm.—*Thoracis dorsum maculis fusco-cinereis interscapularibus distinctissimis, postscapularibus nullis.*

*Asilus venustus*, *Rossi, Faun. Etrusc.* ii. 328, 1568, pl. 7, f. 7.

*Asilus minutus*, *Fabr. Ent. Syst.* iv. 390, 63. *Meig. Klass. Zweifl.* i. 249, 6.

*Dioctria minuta*, *Fabr. Syst. Antl.* 152, 14. •

*Dasygogon Iris*, *Meig. Klass. Zweifl.* i. 253, 5.

*Dasygogon minutus*, *Meig. Zweifl.* ii. 277, 28. *Macq. Dipt. Nord. Asil.* 26, 7; *Hist. Nat. Dipt.* i. 299, 23. *Loew, Linn. Ent.* ii. 479, 20.

France and Italy.

### 24. DASYPOGON SICULUS.

Mas.—*Abdominis cingula 3um et 4um tomento flavo-cinereo vestita; alæ dilute cinereo-nigricantes.* Fœm.—*Thoracis dorsum antice lineolis quatuor cinerascentibus signatum; abdominis segmenta 3um et 4um maculis binis tomentosiss flavo micantibus.*

*Dasygogon siculus*, *Macq. Hist. Nat. Dipt.* i. 300, 27. *Meig. Zweifl.* vii. 72, 49. *Loew, Linn. Ent.* ii. 481, 21.

Sicily.

### 25. DASYPOGON FUMIPENNIS.

Mas et Fœm. *Thoracis dorsum maculis cinerascentibus interscapularibus postscapularibusque connexis.* Mas.—*Alæ dilutissime cinereo-nigricantes.* Fœm.—*Alæ dilute nigricantes.*

*Dasygogon fumipennis*, *Meg. Meig. Zweifl.* ii. 278, 30, fœm. *Macq. Hist. Nat. Dipt.* i. 299, 24. *Zell. Isis*, 1840, 45. *Loew, Linn. Ent.* ii. 482, 22.

*Dasygogon albipilus*, *Meig. Zweifl.* ii. 281, 36, mas.

Central and Southern Europe.

## 26. DASYPOGON CLAVIPES.

Mas et Fœm. *Alæ purissime hyalinæ.*

*Dasygogon clavipes*, Loew, *Isis*, 1840, 537, 4; *Linn. Ent.* ii. 486, 23.

*Dasygogon princeps*?? Meig. *Zweifl.* ii. 279, 32.

*Dasygogon lanige* ? Zell. *Isis*, 1840, 45.

Germany.

## 27. DASYPOGON MACQUARTI.

*Nigricans*; *caput cinereo-fuscum*; *mystax pilis nigris albis et rufescentibus*; *barba alba*; *thorax vittis tribus obscurioribus, lateribus cinereis*; *abdomen albo pilosum, segmentis cinereo-fasciatis*; *pedes albo pilosi, nigro spinosi*; *alæ hyalinæ, venis fusco limbatis*; *halteres albido-flavi.*

*Dasygogon Macquarti*, Perris, *Ann. Soc. Linn. Lyon*, 1850—52 199.

Grandes-Landes, France.

*Note.*—This species may belong to some other group of *Dasygogon*.

## Group 7. ERIOPOGON.

Aspectu *Holopogoni* nonnihil affinis; *capitis structura omnino similis*. *Antennæ manifestæ graciliores*; *articulus 2us præ 1o brevissimus*; *3us cum arista gracillimus*. *Species minores, pube tenui at densa et apud abdominis dorso longa vestitæ*. *Pedes structura gracili*; *tibiæ posticæ non clavatæ*; *tarsi postici vix incrassati*. *Mas.*—*Sexuali minima.*

*Eriopogon*, Loew, *Linn. Ent.* ii. 487.

## 28. DASYPOGON LANIGER.

Mas. *Abdomen undique longissime albo lanatum*; *alæ purissime hyalinæ.*

*Dasygogon laniger*, Meig. *Zweifl.* ii. 282, 39. Loew, *Linn. Ent.* ii. 487, 24.

Portugal.

## Group 8. HETEROPOGON.

Species nigræ, mediocriter hirtæ, mediæ magnitudinis. Caput latissimum, brevissimum, non elevatum. Facies æqualiter et maxime lata, tuberculis nullis. Frons postice vix latescens sed apud verticem valde excavata, ocellarum tuberculis abrupte extantibus. Mystax peristomate fere usque ad antennis ascendens, setis longioribus et validioribus inferioribus, hirsutie tenui et non densissima superiori. Antennæ valde approximatae; articuli 1us et 2us mediocres, æquales; 3us gracilis, arista longa acuta. Thorax brevis, fere gibbosus. Abdomen supra depressum fere nudum, fasciis ferrugineis plus minusve latis. Pedes mediocriter graciles et setosi; femora non incrassata; tibiæ posticæ apice crassæ; tarsi postici anticis paulo breviores; metatarsus elongatus. *Mas.* — Tibiæ intermediæ et tarsi antici hirsutie propria ornata.

Heteropogon, *Loew, Linn. Ent. ii. 488.*

- |  |         |                          |
|--|---------|--------------------------|
| A. Alæ infuscatæ, margine antico flavo.  | -       | manicatus, <i>Meig.</i>  |
| B. Alæ æqualiter nigræ.                  | - - - - | scoparius, <i>Loew.</i>  |
| C. Alæ subhyalinæ, venis nigro limbatis. | -       | succinctus, <i>Loew.</i> |

## 29. DASYPOGON MANICATUS.

*Mas et Fæm. Alæ infuscatæ, margine anteriore flavo. Mas.—Metatarsi antici niveo pilosi.*

*Dasygogon manicatus, Meig. Zweifl. ii. 268, 16. Macq. Hist. Nat. Dipt. i. 296, 13. Loew, Linn. Ent. ii. 488, 25.*

France. Piedmont.

## 30. DASYPOGON SCOPARIUS.

*Mas et Fæm. Alæ æqualiter nigræ. Mas.—Tarsi antici articulis 2o, 3o et 4o extus niveo pilosi.*

*Dasygogon scoparius, Loew, Linn. Ent. ii. 489, 26.*

Mermeriza, Asia Minor.



## 31. DASYPOGON SUCCINCTUS.

Fœm. *Thoracis dorsum antice brevissime pilosum ; alæ subhyalinae, venis distinctissime nigro limbatis.*

*Dasypogon succinctus*, Loew, *Linn. Ent.* ii. 91, 27.

Brusa, Asia Minor.

## Group 9. ISOPOGON.

Caput inferum, brevissimum, latissimum. Facies æqualiter et maxime lata, tuberculis nullis. Frons postice vix latior, apud verticem valde excavata, ocellarum tuberculis abrupte extantibus. *Mystax* pilis structura omnino æqualibus, fere ad antennis ascendentibus, supra vix densis. Antennæ approximatae ; articuli 1us et 2us æquales, breves ; 3us gracilis, arista longa. Thorax brevis, altissimus. Abdomen hirsutie brevissima. Pedes mediocriter graciles ; femora postica anticis nonnihil crassiora ; metatarsus plus minusve incrassatus. *Mas*.—Sexualia parva. *Fœm*.—Abdominis segmentum 5um acuminatum ; 6um, 7um et 8um minima, oviductum porrectum fidentes.

*Leptarthrus*, Steph.

*Isopogon*, Loew, *Linn. Ent.* ii. 492.

## 32. DASYPOGON BREVIROSTRIS.

*Mas* et *Fœm*. *Mystax niger*. *Mas*.—*Metatarsus posticus articulis sequentibus conjunctis multo longior.*

*Dasypogon brevirostris*, Meig.

North and Central Europe.

## 33. DASYPOGON VITRIPENNIS.

*Mas*. *Metatarsus posticus articulis sequentibus conjunctis vix æqualis*. *Fœm*.—*Mystax tenuis, flavido-cinereus*.

*Asilus hottentottus?* Fabr. *Ent. Syst.* iv. 388, 7. Meig. *Klass. Zweifl.* i. 270.

*Dioctria hottentotta?* *Fabr. Syst. Antl.* 151, 7.

*Dioctria hyalipennis*, *Meig. Klass. Zweifl.* i. 255, 2.

*Dasyogon vitripennis*, *Meig. Zweifl.* ii. 274, 25. *Zett. Dipt.*  
*Scand.* i. 180, 5. *Loew, Linn. Ent.* ii. 495, 29.

North and Central Europe.

#### Group 10. OLIGOPOGON.

Corporis statura *Hyboti* et *Dioctriæ* similis. Caput præsertim humile et latum, fere ut in *Discocephala* at paullo longius. Facies æqualiter et mediocriter lata, subconvexa, tuberculis nullis. Frons postice vix latescens, apud verticem valde excavata; ocellarum tuberculi valde extantes. *Mystax* ad faciem mediam ascendens, setis paucis et mediocriter validis. Antennæ valde approximatae; articuli 1us et 2us brevissimi, fere æquales; 3us gracilis, arista mediocriter longa, pilis validis vestita. Proboscis porrecta, mediocriter longa. Thorax valde convexus, breviter et rare pilosus. Abdomen depresso-cylindricum, gracile, fere nudum. Pedes sat graciles; postici femoribus subincrassatis, tibiis subclavatis; metatarsus nonnihil elongatus. *Mas.*—Sexualia parva.

*Oligopogon*, *Loew, Linn. Ent.* ii. 497.

#### 34. DASYPOGON HYBOTINUS.

*Mas* et *Fœm.* *Niger, nitidus; alæ limpida; tibiæ ferruginæ, apice nigro-fuscæ.*

*Dasyogon hybotinus*, *Loew, Linn. Ent.* ii. 498, 30.

Isle of Rhodes.

#### Group 11. STICHOPOGON.

Species elongata, depressa, nudiusculæ, plerumque mediocres. Facies brevissima, mediocriter lata, supra nonnihil contracta, tuberculis nullis. Frons supra inusitate dilatata, antice subrotundata, ocellarum tuberculis vix elevatis. *Peristoma* magnum, rotundatum. *Mystax* deflexus, apud *peristoma* angustatus, apud faciem nonnunquam pilis raris longioribus. Oculi valde extantes, speculis

plurimis anticis majoribus. Palpi graciles, nudi. Antennæ approximatæ; articuli 1us et 2us æquales, breves; 3us mediocris; arista biarticulata, articulo 1o sat longo, cylindrico, 2o breviori setiformi. Thorax valde depressus. Abdomen depressum, gracile. Pedes sat graciles, nudi; tibiæ tarsique setis longis; femora anteriora posticis validiora, plerumque sat distincte incrassata; metatarsus non incrassatus, articulo 2o in tarsis anterioribus paullo longior, in posticis æqualis. *Mas.*—Sexualia mediocriter magna; pars superior scutelliformis, inferiorem tegens. *Fam.*—Sexualia lamellis duabus acuminatis structura dissimilibus.

Stichopogon, *Loew, Linn. Ent.* ii. 499.

- A. Antennæ testaceæ. - - - - - scaliger, *Loew.*  
 B. Antennæ nigre.  
 A. Abdomen fasciis æqualibus. - - - - - tener, *Loew.*  
 B. Abdomen fasciis inæqualibus. •  
 A. *Mystax albus.* - - - - - inæqualis, *Loew.*  
 B. *Mystax niger.* - - - - - nigrifrons, *Loew.*

### 35. DASYPOGON SCALIGER.

*Mas et Fœm. Antennæ testaceæ; abdomen fasciis æqualibus albo-cinereis.*

*Dasyogon elegantulus, Mas. ? Meig. Zweifl.* ii. 270, 18.

*Dasyogon scaliger, Loew, Linn. Ent.* ii. 501, 36.

Italy. South Russia.

### 36. DASYPOGON TENER.

*Mas et Fœm. Antennæ nigre; abdomen fasciis æqualibus albidis.*

*Dasyogon elegantulus, Mas. ? Meig. Zweifl.* ii. 270, 18.

*Dasyogon tener, Loew, Linn. Ent.* ii. 503, 32.

Patara and Xanthus in Asia Minor.

## 37. DASYPOGON INÆQUALIS.

Mas et Fœm. *Mystax albus*; antennæ nigræ; abdomen fasciis inæqualibus albis.

*Dasypogon elegantulus*, Fœm., Meig. *Zweifl.* ii. 270, 18.

*Dasypogon inæqualis*, Loew, Linn. *Ent.* ii. 505, 33.

Portugal. Patara and Xanthus in Asia Minor.

## 38. DASYPOGON NIGRIFRONS.

Fœm. *Mystax niger*; abdomen fasciis inæqualibus cinerascenscentibus.

*Dasypogon nigrifrons*, Loew, Linn. *Ent.* ii. 506, 34.

Mermeriza, Asia Minor.

## Group 12. LASIOPOGON.

Species nigræ, sat elongatæ, mediocriter magnæ et pilosæ, abdominis incisuris albidis. Caput mediocriter latum, non brevissimum. Facies lata, supra distincte angusta, tuberculis inferioribus magnis. Frons lata, supra dilatata, sulcis tribus parallelis profundis; ocellarum tuberculi parum elevati. *Mystax* longus, hirsutissimus, faciei tuberculos omnino tegens. Palpi nudi. Antennæ sat approximatæ; articuli 1us et 2us breves; 2us 1o brevior; 3us mediocris; arista mediocriter longa, plerumque pilosa, articulo 2o setiformi. Thorax subconvexus, mediocriter pilosus. Abdomen depressocylindricum, nudiusculum. Pedes sat graciles, postici anticis vix longiores, femora postica anticis paullo graciliora; metatarsus articulo 2o duplo longior; tibiæ tarsique setis validis mediocriter longis. *Mas*.—Abdominis segmenta apicem versus breviora; sexualia magna, forcipibus magnis. *Fœm.*—Abdominis segmenta apicem versus abbreviata; lamellæ inferiores approximatæ, apice rotundatæ.

*Lasiopogon*, Loew, Linn. *Ent.* ii. 508.

## A. Antennæ omnino nigræ.

A. Arista nuda. - - - - - cinctus, *Fabr.*B. Arista piligera. - - - - - pilosellus, *Loew.*B. Antennarum articulus 3us basi flavicans. - tarsalis, *Loew.*

## 39. DASYPOGON CINCTUS.

Mas et Fœm. *Antennæ nigræ, arista nuda; pedes nigri.**Asilus cinctus, Fabr. Sp. Ins. ii. 465, 29; Ent. Syst. iv. 387, 51. Gmel. Ed. Syst. Nat. i. 5, 2899, 36.**Dasygogon cinctus, Meig. Klass. Zweifl. i. 252, 4. Zell. Isis, 1840, 45. Zett. Dipt. Scand. i. 177, 1. Loew, Linn. Ent. ii. 509, 35.**Dasygogon hirtellus, Fall. Dipt. Asil. ii. 1. Macq. Dipt. Nord. Fr. Asil. 25, 5; Hist. Nat. Dipt. i. 298, 19. Zett. Ins. Lapp. 506.**Dasygogon cinctellus, Meig. Zweifl. ii. 272, 22. Macq. Hist. Nat. Dipt. i. 297, 8. Loew, Isis, 1840, 536, 1.*

North, Central and Southern Europe.

## 40. DASYPOGON PILOSELLUS.

Mas et Fœm. *Antennæ nigræ, arista piligera; pedes nigri.**Dasygogon hirtellus? Meig. Zweifl. ii. 273, 23.**Dasygogon pilosellus, Loew, Linn. Ent. ii. 511, 36.*

Ephesus, Asia Minor.

## 41. DASYPOGON TARSALIS.

Mas et Fœm. *Antennæ nigræ, articulo 3o basi flavicante; pedes nigri, tarsi fusciscentibus.**Dasygogon tarsalis, Loew, Linn. Ent. ii. 513, 37.*

Ephesus, Asia Minor.

## Group 13. CYRTOPOGON.

Species dense hirtæ, statura mediocri aut paullo majores. Caput latum, sat humile. Facies lata, supra vix contracta, tuberculis magnis omnino occupata. Frons supra paullo latius, apud verticem manifeste excavata, ocellorum tuberculis sat extantibus dense hirtis. Mystax densus, fere ad antennas ascendens. Antennæ approximatae; articuli 1us et 2us breves; 3us sat gracilis, arista valida longa. Thorax valde convexus, pube densa at tenui, semper lincis distinctis, delineatione plerumque figuram 5 duplicatam fingente. Abdominis segmenta intermedia lincis posticis transversis albidis. Pedes sat graciles; postici anterioribus paullo longiores et crassiores; femora valde hirta; tibiæ setis plurimis robustis aut hirsutie longiore; metatarsus elongatus. *Mas.*—Abdomen cylindricum, postice subattenuatum; sexualia brevia, crassa, sat magna. Tarsi antici plerumque validi et elongati. *Fœm.*—Abdomen latius magisque depressum. Sexualia lamellis subtilis distinctis nullis.

Cyrtopogon, *Loew, Linn. Ent. ii. 516.*

- A. Antennarum articulus 3us fulvo tomentosus. ruficornis, *Fabr.*  
 B. Antennarum articulus 3us luteus. - - luteicornis, *Zett.*  
 C. Antennæ nigrae.  
 A. Corpus nigrum.  
 a. Mystax omnino niger. Alæ maris nigricantes. lateralis, *Fall.*  
 b. Mystax *feminae* intus pallidus. Alæ maris macula nigra. maculipennis, *Macq.*  
 c. Mystax *maris* intus niger, extus albidus. Alæ limpidæ. flavimanus, *Meig.*  
 B. Corpus cinereum. - - - - lapponicus, *Zett.*

## 42. DASYPOGON RUFICORNIS.

*Mas et Fœm.* *Niger*; antennarum articulus 3us abdominisque segmenta media fulvo tomentosa; tibiæ tarsi que ferruginea; alæ limpidæ, costa apice que fusco-cinereis.

*Asilus ruficornis, Fabr. Ent. Syst. iv. 380, 20; Syst. Antl. 155, 9*  
*Meig. Klass. Zweifl. i. 266.*

*Dasygogon ruficornis*, Meig. *Zweifl.* ii. 269, 17. Macq. *Hist. Nat. Dipt.* i. 296, 14. Zell. *Isis*, 1840, 44. Loew, *Linn. Ent.* ii. 517, 38.

Central Europe.

#### 43. DASYPOGON MACULIPENNIS.

Mas et Fœm. *Niger, nitidus; tibiæ tarsique ferruginea.* Mas. — *Abdominis latera albo lineolata; alæ macula magna subapicali nigra, alteraque ad marginem posteriorem minore.* Fœm. — *Mystax intus pallidus, extus niger; abdominis latera albido lineolata.*

*Dasygogon flavimanus*, Fœm., Meig. *Zweifl.* ii. 271, 20.

*Dasygogon maculipennis*, Macq. *Hist. Nat. Dipt.* i. 296, 15. Meig. *Zweifl.* vii. 72, 50. Loew, *Linn. Ent.* ii. 519, 39.

*Dasygogon litura*, Zell. *Ent. Zeit. Stett.* 1841, 180.

Central and Southern Europe.

#### 44. DASYPOGON FLAVIMANUS.

Mas. *Niger; mystax intus niger, extus albidus; abdominis latera albido lineolata; tarsi ferruginei; alæ limpidæ, costu apiceque fusco-cinereis.*

*Dasygogon flavimanus*, Mas., Meig. *Zweifl.* ii. 271, 20. Macq. *Hist. Nat. Dipt.* i. 297, 16. Loew, *Linn. Ent.* ii. 521, 40.

Southern Europe.

#### 45. DASYPOGON LATERALIS.

Mas et Fœm. *Niger; mystax omnino niger.* Mas. — *Abdominis segmenta 2um et 3um pallide pollinosa; alæ nigricantes.* Fœm. — *Abdominis latera albo lineolata; alæ cinereæ.*

*Dasygogon lateralis*, Fall. *Dipt. Suec. Asil.* 12, 2. Meig. *Zweifl.* ii. 276, 27. Macq. *Hist. Nat. Dipt.* i. 298, 21. Zett. *Ins. Lapp.* 509, 2, Var. a. Zett. *Dipt. Scand.* i. 177, 2. Loew, *Linn. Ent.* ii. 523, 41.

North and Central Europe.

## 46. DASYPOGON LAPPONICUS.

**Mas et Fæm.** *Obscure cinereus; facies fere tota nigro mystacina; barba nivea; thorax vitta media duplicata maculaque utrinque didyma, obscure fuscis; abdomen nigrum nitidum, segmentorum 2i et 3i incisuris, 4i et 5i lineola laterali transversa, albis, ventre basi albo villosa; pedes nigri nitidi, femoribus subtus albo villosis, tibiis tarsisque nigro spinulosis.*

*Dasygogon lapponicus*, *Zett. Ins. Lapp.* 509, 3; *Dipt. Scand.* i. 178, 3.

*Dasygogon lateralis*, Var.  $\beta$ . *Fæm.*, *Zett. Ins. Lapp.*

Lapland.

## 47. DASYPOGON LUTEICORNIS.

**Fæm.** *Niger; facies subconvexa cinerascens; mystax albidus, supra et infra parce niger; barba alba; antennarum articulus 3us luteus; thorax obscure cinerascens, lineis 2 mediis maculisque lateralibus nigricantibus; abdomen utrinque lineis 4 transversis albis; alæ infuscatæ, basi hyalinæ; tibiæ tarsique rufo-ferruginea.*

*Dasygogon luteicornis*, *Zett. Dipt. Scand.* i. 179, 4.

## Group 14. ANAROLIUS.

Corpus nonnihil contractum. Caput latum, vix altum. Facies lata, supra subcontracta, tuberculis magnis omnino occupata. Frons supra latescens, apud verticem excavata, ocellorum tuberculis elevatis hirtis. Mystax fere ad antennas ascendens. Antennæ remotæ; articuli 1us et 2us breves, hirsutissimi; 3us gracilis, arista longa. Thoracis hirsuties cristam fingens. Abdomen pilis longis densisque vestitum, lateribus subcompressis. Pedes sat graciles, valde pilosi et setosi; tarsi graciles; metatarsus distincte elongatus; ungues longi et graciles. *Mas.*—Abdomen sat cylindricum; sexualia parva. *Fem.*—Abdomen magis acuminatum, lamellis subtus nullis.

*Anarolius*, *Loew, Ent. Zeit. Stett.* 1844, 165; *Linn. Ent.* ii. 524.



## 48. DASYPOGON JUBATUS.

Mas et Fœm. *Niger; mystax supra niger, subtus niveus; alæ hyalinæ, basi costaque fusciscentibus, venis transversis fusco limbatis.*

Anarolius jubatus, *Loew, Ent. Zeit. Stett. v. 165, pl. 2, f. 22—25.*

Dasygogon jubatus, *Loew, Linn. Ent. ii. 525, 42.*

Mermeriza and Ephesus, Asia Minor.

## Group 15. ACNEPHALUM.

Corpus latum, dense hirtum. Caput latum, sat humile. *Mystax* densus, fere ad antennas ascendens. Antennarum articulus et 2us breves; 3us gracillimus, longissimus, arista longa nuda. Thorax sat convexus. Abdomen subdepressum, basi apiceque arcuatum. Sexualia occulta. Pedes hirsutissimi, onychiis nullis. Alarum vena mediastinalis subcostali disjuncta.

Acnephalum, *Macq. Dipt. Exot. i. 2, 51. Loew, Linn. Ent. ii. 525.*

## 49. DASYPOGON OLIVIERI.

*Ater, albido hirsutus; alæ flavescens; venæ cubitalis furca antica ramulum nullum rejiciens; venæ externo-mediæ 3a et 4a prope marginem posticum conjunctæ.*

Acnephalum Olivierii, *Macq. Dipt. Exot. i. 2, 51, 1.*

Dasygogon Olivieri, *Loew, Linn. Ent. ii. 526, 43.*

Isle of Naxos.

## Group 16. PYCNOPOGON.

Species latæ, dense hirtæ. Caput latum, brevissimum, sat humile. Facies lata, convexa, supra non angustata, tuberculis nullis. Frons supra paullo latior, apud verticem valde excavata, ocellorum tuberculis valde excavatis, *mystax* densissimus, faciei longitudinem occupans. Antennæ gracillimæ, arista longa tenui nuda. Thorax brevis, subquadratus, sat convexus. Abdomen latissimum,

depressum, distincte punctatum, hirsutie supra brevi, lateribus fasciculata, subtus longiore et densiore. Pedes sat robusti, hirsutie longiore et densiore, setisque nonnullis; metatarsus paullo elongatus; onychia distincta.

*Pycnopogon*, *Loew*, *Linn. Ent.* ii. 526.

A. Venæ cubitalis furca antica ramulum rejiciens.

A. Alæ hyalinæ, apice cinereo-fuscescentes. fasciculatus, *Loew*.

B. Alæ pure hyalinæ. - - - - apiformis, *Loew*.

B. Venæ cubitalis furca antica ramulum non rejiciens.

A. Abdomen confertissime punctulatum. - mixtus, *Loew*.

B. Abdomen parce punctulatum. - anthophorinus, *Loew*.

#### 50. DASYPOGON FASCICULATUS.

Mas et Fœm. *Niger*; alæ hyalinæ, apice cinereo-fuscescentes; venæ cubitalis furca antica ramulum rejiciens.

*Dasygogon fasciculatus*, *Loew*, *Linn. Ent.* ii. 527, 44.

Syracuse.

a. Algeria. From M. Parzudaki's collection.

#### 51. DASYPOGON APIFORMIS.

Mas et Fœm. *Niger*, flavo pilosus; femora antica nigro pilosa; alæ pure hyalinæ, venæ cubitalis furca antica ramulum rejiciens.

*Dasygogon apiformis*, *Loew*, *Linn. Ent.* ii. 529, 45.

Asia Minor and the Isles of Greece.

#### 52. DASYPOGON MIXTUS.

Mas. *Niger*, albo pilosus; abdomen confertissime punctulatum, lateribus setigeris; venæ cubitalis furca antica ramulum non rejiciens.

*Dasygogon mixtus*, *Loew*, *Linn. Ent.* ii. 231, 46.

Makri, Asia Minor.

## 53. DASYPOGON ANTHOPHORINUS.

Fœm. *Niger, albido pilosus; abdomen parce punctulatum, lateribus non setigeris; venæ cubitalis furca antica ramulum non rejiciens.*

*Dasygogon anthophorinus, Loew, Linn. Ent. ii. 532, 47.*

*Dasygogon mixtus, Fœm. ?*

Isle of Stauchio.

## Group 17. CROBILOCERUS.

Species lata, dense hirtæ. Caput latum, sat humile et breve. Facies lata, supra non angustata, convexa, tuberculis tamen nullis. Frons supra paullo latius, apud verticem valde excavata, ocellorum tuberculis valde elevatis. Mystax densissimus, faciei longitudinem occupans. Antennæ graciles; arista brevis, crassa, apice fasciculata. Thorax brevis, subquadratus, valde convexus. Abdomen latissimum, depressum, distincte punctatum, hirsutie supra brevi, lateribus fasciculata, subtus longiore et densiore. Pedes sat robusti, hirsutie densa setisque nonnullis longioribus; metatarsus vix elongatus, posticus subtus nonnihil arcuatus; onychia distincta.

*Crobilocerus, Loew, Linn. Ent. ii. 533.*

## 54. DASYPOGON MEGILLIFORMIS.

Mas et Fœm. *Niger; alæ subfuscescentes.*

*Dasygogon megilliformis, Loew, Linn. Ent. ii. 534, 48.*

Asia Minor.

## Group 18. APOGON.

Caput mystace barbaque nullis. Frons angusta. Antennæ triarticulatæ; articulus 1us cylindricus; 2us cyathiformis; 3us conicus, planus, arista longiore pubescente terminatus. Pedes spinulis minimis armati; tibiæ anticæ spina interna apicali, posteriores spinis duabus apicalibus; metatarsi articulis sequentibus quatuor conjunctis longiores; onychia et ungues parva.

*Apogon, Perris, Ann. Soc. Linn. Lyon. 1850—52, 198 (1852).*

## 55. DASYPOGON DUFOURII.

*Fulvo-rufescens*; facies alba, proboscide palpisque fulvis; antennis testaceæ, arista nigricante; thorax vittis tribus dorsalibus, maculis duabus lateralibus maculaque subscutellari nigris; abdominis segmenta e maculis tribus nigris subfasciata; halteres fusco lividi; pedes testacei, femoribus tibiisque apice tarsisque fusciscentibus, metatarsis posticis albidis.

Apogon Dufourii, Perris, *Ann. Soc. Linn. Lyon.* 1850—52, 198.

Grandes-Landes, France.

## Group — ?

- A. Thorax niger, non vittatus. •
- A. Thoracis latera alba.
- a. Facies alba. - - - - - senex, *Duf.*
- b. Facies flavo-alba. - - - - - rufipes, *Gimm.*
- c. Facies aurulenta. - - - - - auribarbis, *Meig.*
- B. Thoracis latera cinerea. - - - - - brunripes, *Meig.*
- C. Thoracis latera ferruginea. - - - - - liburnicus, *Germ.*
- B. Thorax cinereo-niger. - - - - - ripicola, *Duf.*
- D. Thoracis latera nigra.
- a. Abdomen albo fasciatum.
- a. Abdomen fasciis tribus apiceque canis. arcuatus, *Fabr.*
- b. Abdominis segmenta albo marginata. albo-fasciatus, *Meig.*
- b. Abdomen albo non fasciatum. - - - - - Fabricii, *Meig.*
- B. Thorax niger, vittis fuscis. - - - - - brevipennis, *Hoffm.*
- C. Thorax niger, fulvo vittatus. - - - - - jurcæus, *Hoffm.*
- D. Thorax cinereus, nigro vittatus.
- A. Antennæ nigræ. - - - - - simbriatus, *Meig.*
- B. Antennarum articulus 3us fulvus. - - - - - fulvicornis, *Macq.*
- E. Thorax subcinereus, rufo villosus.
- A. Alæ fumosæ, costa rufo-testacea. - - - - - nigriventris, *Duf.*
- B. Alæ dilute fuscæ. - - - - - xanthotrichus, *Brullé.*
- F. Thorax albus nigro vittatus. - - - - - melaleucus, *Meig.*
- G. Thorax flavicante hirtus, nigro bivittatus. - - - - - nubilus, *Hoffm.*
- H. Thorax rufus, nigro vittatus. - - - - - elatus, *Meig.*
- I. Thorax ferrugineus. - - - - - tristis, *Meig.*
- J. Thorax fuscus. - - - - - albibarbis, *Macq.*

## 56. DASYPOGON SENEX.

*Niger, glaber; facies barbaque albidæ; thorax limbo scutelloque albido sericeis; abdomen fasciis quatuor dorsalibus rufolutescentibus; pedes rufo-lutescentes; alæ dimidiato fumosæ.*

*Dasygogon senex*, Léon-Duf. *Ann. Sci. Nat.* xxx. 215, 7.

Navarre, Spain.

## 57. DASYPOGON RUFIPES.

*Niger; facies flavo-alba; antennæ et pedes rufa; thorax anterior limbo albo; abdominis segmenta 2um, 3um et 4um lineolis lateralibus albis; alæ flavo-fuscescentes.*

*Dasygogon rufipes*, Gimm. *Bull. Soc. Imp. Nat. Mosc.* 1847, 3, 159, 6.

South Russia?

## 58. DASYPOGON AURIBARBUS.

*Niger, nitidus; facies aurulenta; mystax aurulentus, pilis nonnullis nigris; thorax maculis duabus anticis cinereis; pectoris et abdominis latera albo hirta; alæ dilute fuscæ; halteres fusci, apice flavi.*

*Dasygogon auribarbus*, Meig. *Zweifl.* ii. 279, 31.

South France. Austria.

## 59. DASYPOGON BRUNNIPES.

*Niger, nitidus; facies et mystax flava; thorax maculis duabus anticis cinereis; pectoris latera cinerea; pedes ferruginei; alæ hyalina; halteres flavi.*

*Dasygogon brunripes*, Meig. *Zweifl.* ii. 279, 33.

Austria.

## 60. DASYPOGON LIBURNICUS.

*Niger; thoracis margines ferruginei, orichalceo micantes; abdomen maculis lateralibus albidis; pedes ferruginei, femoribus supra nigris; alæ flavescentes, venis apice fusco marginatis.*

*Dasygogon liburnicus*, Germar. Meig. Zweifl. ii. 282, 40.

Italy.

## 61. DASYPOGON RIPICOLA.

*Cinereo-niger, glaber; barba atra; antennarum articulus 3us apice stylifer; abdomen atrum segmentis 4o, 5o, ultimoque supra argenteo micantibus; alæ hyalinæ.*

*Dasygogon ripicola*, Léon-Duf. Ann. Sci. Nat. xxx. 216, 9.

Logrouna, by the Ebro, Spain.

## 62. DASYPOGON ARCUATUS.

*Niger, hirtus, parvus; abdominis segmenta albo marginata.*

*Asilus arcuatus*, Fabr. Ent. Syst. iv. 387, 50. Meig. Klass. Zweifl. 270, p.

*Dasygogon arcuatus*, Fabr. Syst. Antl. 172, 39. Meig. Zweifl. ii. 285, 44.

Italy.

## 63. DASYPOGON ALBO-FASCIATUS.

*Niger; abdomen albo-fasciatum; alæ fere limpide, halteres flavi.*

*Dasygogon albo-fasciatus*, Meig. Zweifl. ii. 281, 37.

Austria. •

## 64. DASYPOGON FABRICII.

*Niger; tibiæ posteriores basi rufescentes; alæ hyalinæ, apice sub-fuscescente cinereæ; halteres albedo-fuscescentes.*

*Dasygogon Fabricii*, Meig. Zweifl. ii. 270, 19.

Italy.

## 65. DASYPOGON BREVIPENNIS.

*Fusco-cinerascens*; thorax vittis quatuor fusciscentibus; abdomen et pedes badia, illum alis triente longius; alæ strigis flavescente-cinereis.

*Dasygogon brevipennis*, Hoffm. Meig. Zweifl. ii. 267, 13.

Portugal.

## 66. DASYPOGON JUNCEUS.

*Nigricans*; thorax fulvo vittatus; abdomen fulvo fasciatum; pedes fulvi, femoribus nigris, anterioribus extus subtusque fulvis; alæ limpida, venis subflavescente limbatis.

*Dasygogon junceus*, Hoffm. Meig. Zweifl. ii. 266, 12. Macq. Hist. Nat. Dipt. i. 296, 12.

South France.

## 67. DASYPOGON FIMBRIATUS.

*Cinereus*; thorax lineis maculisque nigricantibus; abdomen nigrum, incisuris utrinque albo maculatis; alæ subcinereæ; halteres sordide albid.

*Dasygogon fimbriatus*, Meig. Zweifl. ii. 272, 21. Macq. Hist. Nat. Dipt. i. 297, 17.

South France.

## 68. DASYPOGON FULVICORNIS.

Mas et Fœm. *Niger*; frons cinerea; mystax niger; antennarum articulus 3us fulvus, basi niger; thorax fasciis glauco-cinereis. Mas.—Alæ fusca basi subhyalina. Fœm.—Abdomen punctis lateralibus; alæ hyalina.

*Dasygogon fulvicornis*, Macq. Hist. Nat. Dipt. i. 296, 15.

France.

## 69. DASYPOGON NIGRIVENTRIS.

*Rufo villosus; thorax subcinereus; abdomen apice et subtus atrum; tibiæ tarsique posticae extus hirsutissima; alæ fumosæ, costæ rufo-testaceæ.*

*Dasygogon nigriventris*, Léon-Duf. *Ann. Sci. Nat.* xxx. 216, 8.  
Madrid, Spain.

## 70. DASYPOGON XANTHOTRICHUS.

Fœm. *Niger, rufo pilosus; mystax, antennæ basi, abdomen supra, femora apice, tibiæ tarsique rufa; alæ dilute fuscæ.*

*Dasygogon xanthotrichus*, Brullé, *Expéd. Scient. de Morée*, iii. 1, 294, 633, pl. 46, f. 5.  
Carithena.

## 71. DASYPOGON MELALEUCUS.

*Niger, albo lanatus; thorax albus, nigro trivittatus; abdomen nigro alboque fasciatum; alæ hyalinæ; halteres flavi.*

*Dasygogon melaleucus*, Meig. *Zweifl.* ii. 281, 38. *Macq. Hist. Nat. Dipt.* i. 299, 26.  
South France.

## 72. DASYPOGON NUBILUS.

*Niger; thorax flavicante hirtus, nigro bivittatus; abdomen maculis lateralibus et marginibus subcinereis; pedes nigro-piceis; alæ fusco nubilæ.*

*Dasygogon nubilus*, Hoffm. *Meig. Zweifl.* ii. 268, 15.  
Portugal.



## 73. DASYPOGON ELATUS.

*Niger; thorax rufus, nigro trivittatus; abdominis latera nigro vittata; tibiæ fulvæ, apice nigræ; tarsi basi nigri; alæ hyalinæ, basi subfusco-flavæ; halteres fulvi.*

*Dasygogon elatus, Meig. Zweifl. ii. 275, 26.*

Austria.

## 74. DASYPOGON TRISTIS.

*Niger; caput, thorax abdominisque fasciæ tres ferruginea; pedes fulvi; alæ fuscæ.*

*Dasygogon tristis, Meig. Zweifl. ii. 264, 9.*

Hungary.

## 75. DASYPOGON ALBIBARBIS.

*Mas. Fuscus, hirtus; antennæ et abdomen rufa, hujus latera albido maculata; pedes castaneis, femoribus tibiisque posticis intus nigris; alæ flavescente-cinereæ.*

*Dasygogon albibarbis, Macq. Dipt. Exot. i. 2, 193.*

Allied to *D. striatus*, *Fabr.*

Roumelia.

Europe?

## 76. DASYPOGON CASTANEICORNIS.

*Fœm. Fuscus; antennæ castaneæ; thorax cinereo-fulvus, fusco vittatus; abdomen castaneum, albido fasciatum; pedes fulvi; alæ flavescentes.*

*Dasygogon castaneicornis, Macq. Dipt. Exot. i. 2, 40, 18.*

## Siberia.

## 77. DASYPOGON VARIEGATUS.

*Niger; abdomen incisuris flavis, segmentis utrinque albo maculatis; pedes rubidi; alæ subflavescentes.*

*Dasygogon variegatus*, *Wied. Zool. Mag.* ii. 32; *Dipt. Exot.* i. 126, 22; *Auss. Zweifl.* i. 396, 48.

Siberia.

## South Russia.

## 78. DASYPOGON PYRRHOMUS.

*Saturate flavus; thorax fuscano vittatus; abdomen fusco limbatum; alæ flavido-cinereæ, ad costam fulvæ.*

*Dasygogon pyrrhomus*, *Wied. Zool. Mag.* ii. 33; *Dipt. Exot.* i. 218, 7; *Auss. Zweifl.* i. 380, 23.

South Russia.

## 79. DASYPOGON PALLASII.

*Niger, cinereo hirtus; abdomen fasciis latis obsolete albidis; pedes flavi, tarsi nigri; alæ basi flavescentes.*

*Dasygogon Pallasii*, *Wied. Auss. Zweifl.* i. 403, 60.

South Russia.

## Georgia.

## 80. DASYPOGON KOLENATI.

*Nigricans, rufo pilosus; antennarum articuli duo; pedes et alæ rufa.*

*Dasygogon Kolenati*, *Gimm. Bull. Soc. Imp. Nat. Mosc.* xx. 1847, 3, 159, 5.

Tiflis.

## North America.

## Div. I. Tibiæ anticæ calcaratæ.

## Group 1.

Corpus magnum, elongatum, fere nudum. Facies plana. Mystax setis nonnullis pallidis. Antennarum sat longæ; articuli 1us et 2us subæquales, 3us longissime fusiformis, 1o et 2o conjunctim paullo longior.

D. brunneus. Antennarum articulus 3us subclavatus, articulis 1o et 2o conjunctim non longior.

Forks of the cubital vein slightly curved, their base opposite the end of the discal areolet. First and second externo-medial veins proceeding direct to the border; third united to the fourth at some distance from the border. Subanal near the anal on the border. Discal areolet very long, slightly widening outward.

Type D. Herennius.

- A. Thorax bivittatus. - - - - - basalis, *Walk.*  
 B. Thorax trivittatus.  
 A. Femora fulva aut fusca.  
 a. Alæ fuscæ. - - - - - Herennius, *Walk.*  
 b. Alæ limpidæ. - - - - - brunneus, *Fabr.*  
 B. Femora nigra. - - - - - politus, *Say.*

## 81. DASYPOGON BASALIS.

*Dasygogon basalis*, *Diptera Saundersiana*, Pt. 2, 95.

United States.

## 82. DASYPOGON HERENNIUS.

*Dasygogon Herennius*, *Cat. of Diptera*, 2, 339.

## 83. DASYPOGON BRUNNEUS.

*Thorax subaurarius, nigro vittatus; abdomen ferrugineum, lateribus fuscis, marginibus flavis; pedes fulvi, femoribus tibiisque posticis nonnunquam fuscis; alæ limpidae, apicibus marginibusque posticis subcinereis.*

*Dasygogon brunneus, Fabr. Macq. Dipt. Exot. i. 2, 34, 4.*  
Philadelphia. Cayenne.

## 84. DASYPOGON POLITUS.

*Fœm. Fulvus; antennæ nigræ; thorax fusco vittatus; abdomen scoriaceum; pedes nigri; alæ dimidio apicali fusca.*

*Dasygogon politus, Say, Journ. Acad. Philad. iii. 52, 5. Wied. Auss. Zweifl. i. 405, 63.*

Pennsylvania. Maryland.

## Group 2.

Corpus mediocre. Caput et thorax pilosa. Caput thorace fere latius. Facies plana. Mystax pilis nonnullis pallidis. Antennarum articulus Ius linearis; 2us subrotundus, 1o multo brevior; 3us arista brevi, 1o et 2o conjunctim multo longior. Abdomen depressum. Tibiæ antiçæ calcaribus brevissimis. Alæ maculatæ.

Forks of the discal arçolet straight, their base very little nearer than the end of the discal arçolet to the tip of the wing. First, second, third and fourth externo-medial veins nearly straight, remote from each other on the border. Subanal joining the anal on the border. Discal arçolet long and narrow.

## 85. DASYPOGON AMASTRIS.

*Dasygogon Amastris, Cat. of Diptera, 2, 362.*

## Div. II. Tibiæ anticæ non calcaratæ.

## Group 3.

*Mas.* Corpus magnum, elongatum. Caput et thorax hirta. Caput thorace angustius. Facies angusta, vix convexa. Mystax dense setosus, faciei ultra medium ascendens. Antennæ longiusculæ; articulus 1us 2o duplo longior; 3us longi-fusiformis, arista breve; 1o et 2o conjunctim multo longior. Abdomen pubescens. Pedes validi.

Forks of the cubital vein slightly curved, their base a little nearer than the end of the discal areolet to the tip of the wing. First and second externo-medial veins nearly straight; third joining the fourth at some distance from the border. Subanal joining the anal on the border. Discal areolet very long.

## 86. DASYPOGON SUBULATUS.

*Fœm.* *Rufo-fuscus, cinereo micans; abdomen rubidum, apice nigrum; pedes rubidi; alæ fuscæ.*

*Dasygogon subulatus, Wied.*

United States.

## Group 4.

*Mas.* Corpus magnum, elongatum, hirtum. Caput thorace pallo angustius. Facies angusta, valde convexa. Mystax densissime setosus, faciem omnem occupans. Pedes validi. Alæ breviusculæ.

Fore fork of the cubital vein undulating; hind fork nearly straight, inclined towards the first externo-medial, but at some distance from it on the border. First and second externo-medial nearly straight; third inclined towards the fourth, but remote from it on the border. Subanal near the anal on the border. Discal areolet long and narrow.

## 87. DASYPOGON CALIFORNIAE.

*Dasygogon Californiae, Cat. of Diptera, 2, 322.*

## Group 5.

*Enarmostus*, *Walk. Diptera Saundersiana*, Pt. 2, 102.

## 88. DASYPOGON BIMACULA.

*Enarmostus bimacula*, *Diptera Saundersiana*, Pt. 2, 102, pl. 4, f. 1.  
North America.

## Group 6.

*Mas.* *Mystax spinis plurimis nigris armatus*. Antennarum articulus 3us sublinearis, 1o et 2o conjunctim fere triplo longior. Abdomen lateribus basi setosis, dimidio basali lineari, apicali subfusiformi. Pedes spinosi.

## 89. DASYPOGON TRISTIS.

*Dasygogon tristis*, *Diptera Saundersiana*, Pt. 2, 93.  
United States.

## Group 7.

Corpus mediocre aut parvum, nigrum, pilosum. Caput thorace vix angustius. Facies valde convexa. *Mystax* densissime hirtus, faciem omnem occupans. Antennæ longæ; articulus 1us 2o longior; 3us sublinearis, arista longiuscula, articulis 1o et 2o conjunctim paullo longior. Pedes validi.

Forks of the cubital vein nearly straight, their base a little nearer than the end of the discal areolet to the tip of the wing. First and second external-medial veins proceeding straight to the border; third inclined to the fourth, but rather remote from it on the border. Subanal near the anal on the border. Discal areolet hexagonal, rather long.

- A. Abdomen fasciis integris.  
 A. Abdomen sexfasciatum. - - - - sexfasciatus, Say.  
 B. Abdomen trifasciatum. - - - - trifasciatus, Say.
- B. Abdomen fasciis interruptis.  
 A. Alæ limpidæ. - - - - guttnla, Wied.  
 B. Alæ limpidæ, apice subcinereæ. - - Falto, Walk.  
 C. Alæ subcinereæ. - - - - Lutatius, Walk.  
 D. Alæ fuscovariæ. - - - - Macerinus, Walk.
- C. Abdomen fasciis nullis. - - - - argenteus, Say.

## 90. DASYPOGON SEXFASCIATUS.

Mas, *Niger*; thorax albido hirtus; abdomen nigrum, albo fasciatum; femora tibiæque basi subtestacea; alæ subfuscescentes.

*Dasygogon sexfasciatus*, Say.

Missouri.

## 91. DASYPOGON TRIFASCIATUS.

*Nigellus*, thoracis, latera albo pruinosa; abdomen nigrum, fasciis apiceque albis; alæ subcinereo-fuscescentes.

*Dasygogon trifasciatus*, Say, *Journ. Acad. Philad.* iii. 51, 3.  
*Wied. Auss. Zweifl.* i. 405, 64.

Pennsylvania. Maryland.

## 92. DASYPOGON GUTTULA.

Fœm. *Niger*, nitens; thorax macula humerali alba; alæ limpidæ.

*Dasygogon guttula*, Wied.

United States.

## 93. DASYPOGON FALTO.

*Dasygogon Falto*, *Cat. of Diptera*, 2, 355.

## 94. DASYPOGON LUTATIUS.

*Dasygogon Lutatius*, *Cat. of Diptera*, 2, 357.

## 95. DASYPOGON MACERINUS.

*Dasygogon Macerinus*, *Cat. of Diptera*, 2, 356.

## 96. DASYPOGON ARGENTEUS.

Fœm. *Niger, niveo pruinosis et hirtus; palpi, alæ et halteres dilutissime silacea.*

*Dasygogon argenteus*, *Say*.

Pennsylvania. Maryland.

## Group —?

- |                      |   |   |   |   |   |   |   |                                   |
|----------------------|---|---|---|---|---|---|---|-----------------------------------|
| A. Alæ nigræ.        | - | - | - | - | - | - | - | <i>Æacus</i> , <i>Wied.</i>       |
| B. Alæ fuscæ.        | - | - | - | - | - | - | - | <i>abdominalis</i> , <i>Say</i> . |
| C. Alæ flavescentes. |   |   |   |   |   |   |   |                                   |
| A. Femora fulva.     | - | - | - | - | - | - | - | <i>cruciatus</i> , <i>Say</i> .   |
| B. Femora nigra.     | - | - | - | - | - | - | - | <i>albiceps</i> , <i>Macq.</i>    |
| D. Alæ subhyalinæ.   | - | - | - | - | - | - | - | <i>rufescens</i> , <i>Macq.</i>   |

## 97. DASYPOGON ÆACUS.

Fœm. *Niger; abdomen aurantiacum, basi apice lateribusque nigris; alæ nigræ.*

*Asilus abdominalis*, *Say*, *Long's Exped. to St. Peter's River*, *Append.* 375.

*Dasygogon Æacus*, *Wied. Auss. Zweifl.* 390, 37.

Pennsylvania.



## 98. DASYPOGON ABDOMINALIS.

*Flavus; antennæ nigræ; thorax glaucus, fusco vittatus; alæ fusæ.*

*Dasygogon abdominalis*, Say, *Journ. Acad. Philad.* iii. 50, 2.  
*Wied. Auss. Zweifl.* i. 412, 75.

Pennsylvania.

## 99. DASYPOGON CRUCIATUS.

*Nigro-fuscus; thorax margine orichalceo; abdomen maculis fasciisque orichalceis; pedes fulvescentes; alæ flavæ pone basim limpidiores.*

*Dasygogon cruciatus*, Say, *Journ. Acad. Philad.* iii. 52, 6. *Wied. Auss. Zweifl.* i. 381, 24.

Pennsylvania.

## 100. DASYPOGON ALBICEPS.

*Fœm. Caput album; thorax cinereus, vittis nigris; abdomen nigrum, albo fasciatum; pedes nigri, tibiis fulvis; alæ subflavescentes.*

*Dasygogon albiceps*, Macq. *Dipt. Exot. Suppl.* 1, 69, 51.

Texas.

## 101. DASYPOGON RUFESCENS.

*Testaceus; facies et antennæ fulvæ; mystax flavus; thorax vittis tribus nigris, media divisa; abdominis latera albo pubescentia nigroque maculata; alæ subhyalinæ, venis externo-mediis 3a et 4a conjunctis.*

*Dasygogon rufescens*, Macq. *Hist. Nat. Dipt.* i. 295, 8.

Philadelphia.



## 103. DASYPOGON NIGRIPENNIS.

Fœm. *Niger*; *alæ nigro-violaceæ.*

*Dasygogon nigripennis*, *Macq. Dipt. Exot. Suppl. 2, 34, 55, pl. 1, f. 6.*

## 104. DASYPOGON DIMIDIATUS.

Mas. *Niger*; *abdomen albo maculatum*; *pedes fulvi, tibiæ apice tarsisque nigra*; *alæ dimidio costali fuscæ.*

*Dasygogon dimidiatus*, *Macq. Dipt. Exot. Suppl. 2, 35, 56.*

## 105. DASYPOGON MEXICANUS.

Mas. *Niger*; *mystax fulvus*; *thorax vittis duabus testaceis*; *abdomen fulvo-fasciatum*; *pedes flavi, femoribus basi nigris*; *alæ fuscæ, costa fulva.*

*Dasygogon mexicanus*, *Macq. Dipt. Exot. Suppl. 1, 68, 49, pl. 6, f. 10.*

## 106. DASYPOGON NIGRITARSIS.

Mas. *Niger*; *mystax flavidus*; *abdomen incisuris albidis*; *pedibus testacei, femoribus nigro cinctis, tibiis apice tarsisque nigris.*

*Dasygogon nigratarsis*, *Macq. Dipt. Exot. Suppl. 1, 68, 50.*

## West Indies.

## 107. DASYPOGON LINEATUS.

*Ferrugineus*; *thorax vittis tribus nigris*; *alæ fuscæ, medio flavæ.*

*Asilus lineatus*, *Fabr. Spec. Ins. ii. 465, 28*; *Ent. Syst. iv. 386, 47.*

*Dasygogon lineatus*, *Fabr. Syst. Antl. 167, 13.* *Wied. Dipt. Exot. i. 221, 12*; *Auss. Zweifl. i. 385, 29.*

West Indies.

## 108. DASYPOGON ANGUSTUS.

Mas. *Mystax*, antennæ et pedes fulva; thorax testaceus, vittis fuscis; abdomen fuscum, fuscis fulvis; alæ rubiginosæ.

*Dasygogon angustus*, Macq. *Dipt. Exot. Suppl.* 3, 20, 59, pl. 1, f. 11.

St. Domingo.

South America.

Div. I. Tibiæ anticæ calcaratæ.

Group 1.

Statura robusta. Corpus et pedes dense hirta. *Mystax* setis longis nigris. Alarum vena externo-media 3a apicem versus flexa, 4aque ante hujus apicem conjuncta; subanalis et analis ad marginem conjunctæ.

*Morinnia*, Walk. *Diptera Saundersiana*, Pt. 2, 104.

## 109. DASYPOGON MALLOPHOROIDES.

*Morinna mallophoroides*, *Diptera Saundersiana*, Pt 2, 104, pl. 4, f. 2.

Colombia.

## 110. DASYPOGON TRANSIENS.

*Dasygogon transiens*, *Cat. of Diptera*, 2, 364.

Group 2.

Corpus maximum, parce setosum. Caput thorace paullo angustius. Facies subconvexa, nuda. *Mystax* setis nonnullis apud epistoma. Antennarum articuli 1us et 2us setosi; 3us lanceolatus, basi supra hirtus, 1o et 2o conjunctim multo longior. Pedes robusti, setosi. Tibiæ anticæ calcaribus parvis. Alarum vena externo-media 3a apicem versus flexa, 4aque ante hujus apicem conjuncta; subanalis et analis at marginem conjunctæ.

- A. *Mystax albus*. - - - - - rapax, *Walk.*  
 B. *Mystax niger*. - - - - - melanogaster, *Wied.*

## 111. DASYPOGON RAPAX.

*Dasygogon rapax*, *Diptera Saundersiana*, Pt. 2, 88.

## 112. DASYPOGON MELANOGASTER.

*Ochraceo-fuscus*; abdomen atrum; albo fasciatum; pedes badii; alæ flavescentes.

*Dasygogon melanogaster*, *Wied. Macq. Dipt. Exot. i. 2, 35, 5.*  
 Brazil.

## Group 4.

Corpus gracile, sæpissime fulvum aut testaceum. Caput breve, thorace paullo latius; frons et facies plana. Mystax rarus, setis nonnullis albis apud peristoma. Antennarum articulus 1us linearis, 2us brevis, obconicus; 3us fusiformis, 1o et 2o conjunctim æqualis aut multo longior. Sexualia parva. Femora et tibiæ parce setosa; ungues mediocres; onychia parva; tibiæ anticæ calcaribus minimis.

Eyes flat in front, where the facets are much larger than those elsewhere. Forks of the cubital vein nearly straight, their base opposite the tip of the discal areolet. First and second externo-medial veins proceeding direct to the border; third angular, and connected with the fourth at some distance from the border. Sub-anal very nearly connected with the anal on the border.

## A. Alæ fuscæ.

A. Abdomen ferrugineum. - - - Duillius, *Walk.*

B. Abdomen piceum.

A. Alæ non vittatæ. - - - testaceus, *Fabr.*

B. Alæ vitta limpida. - - - insertus, *Walk.*

B. Alæ pallide fuscæ venis flavido limbatis. castaneus, *Macq.*

C. Alæ subfulvæ aut flavescentes.

- A. Antennæ nigræ.  
 B. Antennæ fulvæ. - - - - - Eburnus, *Walk.*  
 A. Abdomen cinereum. - - - - - Ædon, *Walk.*  
 B. Abdomen flavum. - - - - - rufiventris, *Wied.*  
 D. Alæ flavidæ, apice fuscæ. - - - - - rufipalpis, *Macq.*  
 E. Alæ subflavescentes, apice cineræ. - - - - - Winthemi, *Wied.*  
 F. Alæ miniatæ, apice fuscæ. - - - - - Lucifer, *Wied.*  
 G. Alæ cineræ.  
 A. Abdomen non fasciatum. - - - - - castigans, *Walk.*  
 B. Abdomen fasciis nigris. - - - - - miser, *Walk.*  
 A. Thorax nigro vittatus.  
 B. Thorax non vittatus. - - - - - examinans, *Walk.*  
 H. Alæ limpidæ. - - - - - inclusus, *Walk.*

## 113. DASYPOGON DUILLIUS

Dasygogon Duillius, *Cat. of Diptera*, 2, 340.

## 114. DASYPOGON TESTACEUS.

*Ferrugineus*; abdomen apicem versus sensim fuscens; alæ fuscæ.

Dasygogon testaceus, *Fabr. Syst. Antl.* 167, 15. *Wied. Dipt. Exot.* i. 222, 13; *Auss. Zweifl.* i. 386, 30.

South America.

## 115. DASYPOGON INSERTUS.

Dasygogon insertus, *Diptera Saundersiana*, Pt. 2, 94.

Parà.

## 116. DASYPOGON CASTANEUS.

*Fœm.* *Ferrugineus*; antennæ et pedes fulvi; thorax vittis tribus fuscis; abdomen castaneum; alæ pallide fuscæ, venis flavido limbatis.

Dasygogon castaneus, *Macq. Dipt. Exot.* i. 2, 35, 6.

Brazil.

## 117. DASYPOGON ÆDON.

*Dasygogon* Ædon, *Cat. of Diptera*, 2, 343.

## 118. DASYPOGON RUFIVENTRIS.

Fœm. *Nigellus*; *thorax vittis atris; abdomen et pedes saturate flava; alæ flavescentes.*

*Dasygogon rufiventris*, *Wied. Dipt. Exot.* i. 223, 16; *Auss. Zweifl.* i. 388, 33.

South America.

## 119. DASYPOGON EBURNUS.

*Dasygogon* Eburnus, *Cat. of Diptera*, 2, 332.

## 120. DASYPOGON RUFIPALPIS.

Mas. *Ferrugineus*; *thorax vittis tribus nigris abbreviatis; abdomen fuscum, fulvo annulatum; antennæ et pedes fulva; alæ flavidæ, apice fuscæ.*

*Dasygogon rufipalpis*, *Macq. Dipt. Exot.* i. 2, 38, 13, pl. 3, f. 2.

Cayenne?

## 121. DASYPOGON WINTHEMI.

Fœm. *Ferrugineus*; *thorax orichalceus, vittis tribus nigris; alæ flavidæ.*

*Dasygogon* Winthemi, *Wied.*

South America.

## 122. DASYPOGON LUCIFER.

Fœm. *Niger*; *antennæ saturate flavæ; thorax albo notatus; alæ miniatæ, apice fuscæ.*

*Dasygogon* Lucifer, *Wied. Auss. Zweifl.* i. 388, 34.

Monte Video.

## 123. DASYPOGON CASTIGANS.

*Dasygogon castigans*, *Diptera Saundersiana*, Pt. 2, 89.

## 124. DASYPOGON MISER.

*Mas.* *Fulvus*; *antennæ nigrae, articulis 1o 2oque subtus fulvis, 3o longissimo*; *thorax vittis tribus nigris*; *abdomen fasciis maculisque nigris*; *femora postica nigro strigata*; *genua posteriora tarsique nigricantia*; *alæ subcinereæ*.

*Male.* Tawny. Head testaceous; vertex black; face with shining white tomentum. Proboscis and palpi blackish towards the tips. Antennæ black; first and second joints tawny beneath; third very much longer than the first and the second together. Thorax with three black stripes, which are dilated in front, interrupted in the middle, and attenuated hindward; the middle one widely interrupted. Abdomen with black bands, which on the second and third segments are interrupted, and reduced to spots or dots. Hind or hinder femora slightly streaked with black; tarsi and hinder knees mostly black. Wings slightly grayish, with an indistinct pale brownish tinge along the basal half of the costa; veins black, tawny at the base. Halteres testaceous. Length of the body 4—4½ lines; of the wings 6—7 lines.

*a, b.* Rio Tapayos, Brazil. From Mr. Bates' collection.

## 125. DASYPOGON EXAMINANS.

*Dasygogon examinans*, *Diptera Saundersiana*, Pt. 2, 90.

*Parâ.*

## 126. DASYPOGON INCLUSUS.

*Dasygogon inclusus*, *Diptera Saundersiana*, Pt. 2, 95.

*Parâ.*



## Group —?

## A. Thorax niger.

## A. Alæ non inaculatæ.

## A. Abdomen nigrum.

a. Alæ violacææ. - - - - - Gayi, *Macq.*

## b. Alæ rufescentes.

i. Pedes nigri. - - - - - Lebasii, *Macq.*

ii. Pedes rufi. - - - - - pumilus, *Macq.*

c. Alæ flavæ. - - - - - flavipennis, *Macq.*

d. Alæ cinereæ. - - - - - crassitarsis, *Macq.*

B. Abdomen cupreo-nigrum. - - - - - lugubris, *Macq.*

c. Abdomen nigrum, lateribus posticis fulvis.  
breviventris, *Macq.*

D. Abdomen rufum. - - - - - fallax, *Macq.*

E. Abdomen testaceum. - - - - - fraternus, *Macq.*

B. Alæ maculatæ. - - - - - maculipennis, *Macq.*

B. Thorax cinereus, fusco vittatus. - - - - - longiungulatus, *Macq.*

C. Thorax fuscanus, fusco vittatus. - - - - - grandis, *Macq.*

## 127. DASYPOGON GAYI.

*Niger; abdomen alæque violacea; tibiæ fulvæ.*

Dasypongon Gayi, *Macq. Dipt. Exot. i. 2, 37, 11.*

Chili.

## 128. DASYPOGON LEBASII.

*Mas. Niger; mystax densus, flavidus; alæ rufescentes, venis fusco limbatis.*

Dasypongon Lebasii, *Macq. Dipt. Exot. i. 2, 38, 12.*

Colombia.

## 129. DASYPOGON PUMILUS.

*Fœm. Niger; pedes rufi, femoribus supra nigris; alæ rufescentes.*

Dasypongon pumilus, *Macq. Dipt. Exot. i. 2, 37, 10.*

Brazil.

## 130. DASYPOGON FLAVIPENNIS.

Fœm. *Ater; mystax albidus; antennæ basi, abdominis apex pedesque fulvæ; thoracis latera testacea; alæ flavæ.*

*Dasygogon flavipennis*, *Macq. Dipt. Exot. Suppl.* 1, 64, 42, pl. 7, f. 4.

New Grenada. Temperate Region.

## 131. DASYPOGON CRASSITARSIS.

Mas. *Niger; facies et mystax alba; thorax albido subvittatus; anus albidus; pedes obscure rufi, tarsi crassis; alæ cineræ.*

*Dasygogon crassitarsis*, *Macq. Dipt. Exot.* i. 2, 36, 8. •

Brazil.

## 132. DASYPOGON LUGUBRIS.

Fœm. *Crassus, hirsutus, ater; abdomen cupreo-nigrum; alæ fusæ.*

*Dasygogon lugubris*, *Macq. Dipt. Exot. Suppl.* i. 64, 41.

New Grenada.

## 133. DASYPOGON BREVIVENTRIS.

*Niger; antennæ fusæ; abdomen postice fulvo marginatum; pedes fulvi; alæ hyalinæ, basi margineque postico subfuscescentibus.*

*Dasygogon brevipennis*, *Macq. Dipt. Exot. Suppl.* 3, 21, 61, pl. 1, f. 13.

Rio Negro.

## 134. DASYPOGON FALLAX.

Fœm. *Crassus, hirsutus, ater; abdomen rufum, apice nigrum; alæ fusæ.*

*Dasygogon fallax*, *Macq. Dipt. Exot. Suppl.* 1, 63, 40, pl. 7, f. 5.

New Grenada. Temperate Region.

This species seems to be nearly allied to *D. transiens*.

## 135. DASYPOGON FRATERNUS.

Fæm. *Niger; mystax albus; abdomen testaceum, basi apiceque nigris, punctis lateralibus albis; alæ venis externo-mediis 3a 4aque ad marginem conjunctis.*

*Dasygogon fraternus, Macq. Dipt. Exot. Suppl. 1, 63, 39.*

Brazil.

## 136. DASYPOGON MACULIPENNIS.

Mas. *Niger; thorax cinereo vittatus; alæ subcinereæ, fuscano maculatæ.*

*Dasygogon maculipennis, Macq. Dipt. Exot. i. 2, 37, 9, pl. 3, f. 8.*

Brazil.

## 137. DASYPOGON LONGIUNGULATUS.

Fæm. *Fuscans; thorax cinereus fusco vittatus; abdomen fascia dorsali nigra; pedes testacei, unguibus elongatis.*

*Dasygogon longiungulatus, Moca. Dipt. Exot. i. 2, 36, 7.*

Brazil.

## 138. DASYPOGON GRANDIS.

Mas. *Niger; mystax albus; antennæ articulo 3o subtus testaceo; thorax fuscans, vittis fuscis; tibiæ anticæ femoraque testacea; alæ fuscane.*

*Dasygogon grandis, Macq. Dipt. Exot. Suppl. 1, 63, 38, pl. 6, f. 8.*

Brazil.

## Div. II. Tibiæ anticæ non calcaratæ.

## Group I.

*Mystax rarus.* Alarum vena externo-media 3a 4aque longe ab alæ marginem connexæ; illa rectangulata.

*Prolepsis, Diptera Saundersiana, Pt. 2, 101.*

## 139. DASYPOGON FUMIFLAMMA.

*Prolepis fumiflamma*, *Diptera Saundersiana*, Pt. 2, 100, pl. 3, f. 6.  
Brazil.

## Group 2.

*Mas.* Corpus mediocre, sublineare, fere nudum. Caput thorace non latius; facies convexa. Mystax rarus, setis nonnullis apud peristoma. Antennæ breves, graciles; articulus 1us linearis; 2us subclavatus, 1o vix brevior; 3us lanceolatus, 1o et 2o conjunctim æqualis. Abdomen cylindricum. Sexualia parva. Pedes gracilis; femora et tibiæ vix setosa; tarsi longi; ungues et onychia parva.

*Male.* Eyes convex, except a very small part in front, which is flat and composed of large facets. Forks of the cubital vein nearly straight, their base a little nearer than the tip of the discal areolet to the tip of the wing. First and second externo-medial veins proceeding direct to the border; third inclined towards the fourth, but at some distance from it on the border. Subanal nearly connected with the anal on the border.

## 140. DASYPOGON TRIPARTITUS.

*Mas.* *Cervinus*; caput subtus nigrum; antennæ et pedes fulva; thorax vittis tribus latis fuscis; abdomen nigricans, apicem versus rufum; alæ cinereæ.

*Male.* Fawn colour. Head shining, black beneath. Mystax with whitish spines. Proboscis black. Palpi and antennæ tawny. Thorax with three broad brown stripes; side pair shortened in front. Abdomen blackish, hoary beneath and on each side; apical third part red. Legs tawny; tibiæ with a few minute white bristles; ungues black. Wings gray; veins black, tawny at the base. Halteres pale testaceous. Length of the body  $3\frac{1}{2}$  lines; of the wings 7 lines.

In one wing of the specimen described the veinlet between the cubital vein and the first externo-medial is double.

♂. Santarem, Brazil. From Mr. Bates' collection.

## Group —?

- A. Alæ non maculatæ.
- A. Tarsi basi non albi.
- A. Alæ nigræ. - - - - - hirtipes, *Macq.*
- B. Alæ fuscæ aut ferrugineæ.
- a. Thorax niger.
- i. Pedes nigri. - - - - - rufipennis, *Macq.*
- ii. Pedes testacei.
- \* Femora nigra. - - - - - rubiginipennis, *Macq.*
- \*\* Femora testacea. - - - - - Bonariensis, *Macq.*
- b. Thorax nigro-fuscus, lateribus scutelloque testaceis.
- fuscipennis, *Macq.*
- c. Thorax fulvus.
- i. Thorax nigro vittatus. - - - - - dorsalis, *Macq.*
- ii. Thorax vittis testaceo-fuscescentibus. longipes, *Macq.*
- d. Thorax testaceus, fusco vittatus. - fasciatus, *Macq.*
- c. Alæ subcinereæ. - - - - - fulvicornis, *Macq.*
- D. Alæ hyalinæ. - - - - - candidus, *Macq.*
- B. Tarsi basi albi. - - - - - albitarsis, *Macq.*
- B. Alæ maculatæ. - - - - - punctipennis, *Macq.*

## 141. DASYPOGON HIRTIPES.

Mas. *Niger*; thorax apice scutellumque albida; pedes hirti; alæ nigræ.

*Dasygogon hirtipes*, *Macq. Dipt. Exot. i. 2, 46, 31.*

Chili.

## 142. DASYPOGON RUFIPENNIS.

Fœm. *Niger*; antennæ fulvæ, basi nigræ; alæ ferrugineæ.

*Dasygogon rufipennis*, *Macq. Dipt. Exot. i. 2, 45, 28.*

Brazil.

## 143. DASYPOGON RUBIGINIPENNIS.

Fœm. *Niger, rufo tomentosus; pedes testacei, femoribus nigris; alæ rubiginosæ.*

*Dasygogon rubiginipennis, Macq. Dipt. Exot. i. 2, 45, 29.*

Brazil.

## 144. DASYPOGON BONARIENSIS.

Mas. *Niger; thoracis scapulæ vittaque aureo pubescentes; abdominis incisuræ apice aureæ; pedes testacei; alæ fuscæ, postice fuscæ.*

*Dasygogon Bonariensis, Macq. Dipt. Exot. i. 2, 194.*

Buenos Ayres.

## 145. DASYPOGON FUSCIPENNIS.

Fœm. *Nigro-fuscus; frons nigra; facies fusca; thoracis latera et scutellum testacea; abdomen basim versus subcontractum, segmentis quatuor apicalibus nonnunquam nigris; pedes testacei; alæ fuscæ, margine postico ad partem maculisque duabus pallide flavescens.*

*Dasygogon fuscipennis, Macq. Hist. Nat. Dipt. i. 294, 6.*

Cayenne.

## 146. DASYPOGON DORSALIS.

Fœm. *Fulvus; mystax albus; thorax nigro vittatus; abdominis latera et apex fusca; alæ flavidæ, apice fuscæ.*

*Dasygogon dorsalis, Macq. Dipt. Exot. Suppl. 3, 20, 60, pl. 1, f. 12.*

Rio Negro.

## 147. DASYPOGON LONGIPES.

*Fulvus; abdominis incisuræ nigræ; tibiæ intermediæ longæ, simplices; alæ fusco-flavæ.*

*Microstylum longipes, Macq. Dipt. Exot. i. 2, 30, 8, pl. 2, f. 4.*

Brazil.

## 148. DASYPOGON FASCIATUS.

*Testaceus; frons, facies, mystax et antennæ pallide fulva; thorax fusco vittatus; abdominis segmenta fusco-fasciata; alæ fuscescentes, basi flavescentes, venis externo-mediis 3a et 4a conjunctis.*

*Dasygogon fasciatus, Macq. Hist. Nat. Dipt. i. 295, 9.*

Cayenne.

## 149. DASYPOGON FULVICORNIS.

*Mas. Niger; antennæ fulvæ, basi nigræ; thorax cinereus, vittis tribus nigris; tibiæ tarsique anteriora testaceo; alæ subcinereæ.*

*Dasygogon fulvicornis, Macq. Dipt. Exot. Suppl. 1, 67, 47, pl. 7, f. 1.*

Brazil.

## 150. DASYPOGON CANDIDUS.

*Mas. Candidus; antennæ pedesque nigra; abdominis segmenta 3um, 6um, 7umque fusca; alæ hyalinæ.*

*Dasygogon candidus, Macq. Dipt. Exot. Suppl. 1, 67, 48.*

Vera Cruz.

## 151. DASYPOGON ALBITARSIS.

*Fœm. Ater, gracilis; mystax albus; thorax lineis albis; tarsi basi albi; alæ elongatæ, angustæ, margine fusco.*

*Dasygogon albitarsis, Macq. Dipt. Exot. Suppl. 1, 66, 46, pl. 7, f. 7.*

Brazil.

## 152. DASYPOGON PUNCTIPENNIS.

Fœm. *Ater, tibiæ tarsique anteriora testacea; alæ subhyalinae, fusco punctatæ.*

Dasygogon punctipennis, *Macq. Dipt. Exot. i. 2, 46, 30.*

Chili.

Div. —?

- |   |           |                           |
|---|-----------|---------------------------|
| A. Alæ nigræ.                               | - - - - - | Satanas, <i>Wied.</i>     |
| B. Alæ fuscæ.                               |           |                           |
| A. Thorax chalybeus.                        | - - - - - | aurarius, <i>Wied.</i>    |
| B. Thorax ferrugineus.                      | - - - - - | cædens, <i>Wied.</i>      |
| C. Thorax niger.                            |           |                           |
| A. Thorax vittatus.                         |           |                           |
| a. Abdomen totum nigrum.                    | - - - - - | caiennensis, <i>Fabr.</i> |
| b. Abdomen basi rufum.                      | - - - - - | semirufus, <i>Wied.</i>   |
| B. Thorax non vittatus.                     |           |                           |
| a. Abdomen apice rubidum.                   | - - - - - | hirtuosus, <i>Wied.</i>   |
| b. Abdomen totum nigrum.                    | - - - - - | caminiarius, <i>Wied.</i> |
| D. Thorax ochraceus.                        | - - - - - | aberrans, <i>Wied.</i>    |
| C. Alæ flavescentes.                        |           |                           |
| A. Thorax niger, vittis pallidis.           |           |                           |
| A. Alæ apice fuscæ.                         |           |                           |
| a. Abdomen fasciatum.                       |           |                           |
| i. Antennæ nigræ.                           | - - - - - | ornatus, <i>Wied.</i>     |
| ii. Antennæ flavæ.                          | - - - - - | mundatus, <i>Wied.</i>    |
| b. Abdomen non fasciatum.                   | - - - - - | capnopterus, <i>Wied.</i> |
| B. Alæ omnino flavescentes.                 | - - - - - | flavipennis, <i>Wied.</i> |
| B. Thorax fuscus aut auratus.               |           |                           |
| A. Pedes nigri.                             | - - - - - | coffeatus, <i>Wied.</i>   |
| B. Pedes badii aut rufescentes.             |           |                           |
| a. Abdomen nigrum, maculis auratis.         | - - - - - | intactus, <i>Wied.</i>    |
| b. Abdomen fuscum.                          | - - - - - | reticulatus, <i>Fabr.</i> |
| c. Abdomen rubidum.                         |           |                           |
| i. Antennarum articulus 3us dilatatus.      | - - - - - | equestris, <i>Wied.</i>   |
| ii. Antennarum articulus 3us non dilatatus. | - - - - - | Miles, <i>Wied.</i>       |
| D. Alæ limpida.                             |           |                           |
| A. Alæ apice fuscæ.                         |           |                           |
| A. Thorax niger, lateribus fulvis.          | - - - - - | rutilus, <i>Wied.</i>     |
| B. Thorax rufus, vittis nigris.             | - - - - - | ardens, <i>Wied.</i>      |



- B. Alæ apud costam fuscae. - - fuliginosus, *Wied.*  
 C. Alæ basi fusca. - - - coriaceus, *Wied.*  
 D. Alæ omnino limpidae.  
 a. Thorax flavidus.  
 a. Thorax vittis nigris. - - - necans, *Wied.*  
 b. Thorax vittis fuscis. - - - vittatus, *Wied.*  
 B. Thorax albidus, vittis rubidis. - - tessellatus, *Wied.*

## 153. DASYPOGON SATANAS.

Mas. *Ater; alæ nigrae, apice et litura ad marginem internum flavidis.*

*Dasygogon Satanus*, *Wied. Auss. Zweifl.* i. 401, 56.

Monte Video.

## 154. DASYPOGON AURARIUS.

*Niger; thorax chalybeus, fulvo hirtus; abdomen pilis densis appressis aurarius; alæ subfuscescentes.*

*Dasygogon aurarius*, *Wied. Dipt. Exot.* i. 229, 29; *Auss. Zweifl.* i. 410, 71.

Brazil.

## 155. DASYPOGON CÆDENS.

Mas. *Ferruginoso-fuscus; antennæ flavo-fusca; abdomen longum, apice nigrum; pedes lutei, tibiis posticis nigro-fuscis; alæ fusca.*

*Dasygogon cædens*, *Wied. Auss. Zweifl.* i. 584, 19.

Brazil.

## 156. DASYPOGON CAYENNENSIS.

*Niger; thorax vitta media orichalcea fusco divisa, lateribus scutello et metathorace orichalceis; alæ fusca.*

*Asilus cayennensis*, *Fabr. Mant. Ins.* ii. 360, 32; *Ent. Syst.* iv. 386, 45.

*Laphria cajennensis*, *Fabr. Syst. Antl.* 162, 25.

*Dasyopogon cainnensis*, *Wied. Dipt. Exot.* i. 220, 12; *Auss. Zweifl.* i. 383, 27.

Cayenne.

157. *DASYPOGON SEMIRUFUS.*

*Niger; thorax vittis duabus flavis; abdomen basi rufum; alæ fuscae, basi ad costam flavæ.*

*Dasyopogon semirufus*, *Wied. Auss. Zweifl.* i. 393, 42.

Brazil.

158. *DASYPOGON HIRTUOSUS.*

*Niger, flavido hirtus; abdomen incisuris anoque rubidis; alæ subfuscescentes.*

*Dasyopogon hirtuosus*, *Wied. Dipt. Exot.* i. 227, 25; *Auss. Zweifl.* i. 402, 59.

Brazil.

159. *DASYPOGON CAMINARIUS.*

*Niger; thorax fuliginosus; abdomen basi fuscum; pedes picci, femoribus apice tarsisque ochraceo-fuscis; alæ fuscae.*

*Dasyopogon caminarius*, *Wied. Auss. Zweifl.* i. 585, 20.

Brazil.

160. *DASYPOGON ABERRANS.*

*Ochraceus, mystax albus; thorax orichalceo micans, vittis tribus ochraceo-fuscis; abdominis incisuræ flavescentes; alæ subfuscescentes.*

*Dasyopogon aberrans*, *Wied. Auss. Zweifl.* 389, 35.

South America.

## 161. DASYPOGON ORNATUS.

*Ater*; thorax vittis tribus albidis; alæ flavidæ, apice fuscantæ.

Mas.—Abdomen atrum, fasciis duobus lateribusque albidis.

Fœm.—Abdomen testaceum, basi atrum.

*Laphria ornata*, Wied. Zool. Mag. iii. 49, 13.

*Dasygogon ornatus*, Wied. Dipt. Exot. i. 222, 14; Auss. Zweifl. i. 386, 31.

Brazil.

## 162. DASYPOGON MUNDATUS.

Fœm. *Niger*; antennæ fusco-flavæ; thorax vittis tribus flavis; abdominis segmenta flavo fasciata; pedes flavidi, tarsorum articulis apice nigris.

*Dasygogon mundatus*, Wied. Auss. Zweifl. i. 569, 56.

Brazil.

## 163. DASYPOGON CAPNOTERUS.

*Niger*; thorax vittis antice flavis postice canis; alæ flavidæ, costa apiceque infumatis; tarsi basi fuscæ.

*Dasygogon capnoterus*, Wied. Auss. Zweifl. i. 376, 15.

Monte Video.

## 164. DASYPOGON FLAVIPENNIS.

Mas. *Niger*; thorax vittatus, interstitiis luteis; abdominis incisuræ intermediæ flavescentes; pedes antice fuscano-lutei, superne fuscæ; alæ flavescentes.

*Dasygogon flavipennis*, Wied. Auss. Zweifl. i. 376, 16.

Brazil.

## 165. DASYPOGON COFFEATUS.

Mas. *Ferrugineo-fuscus*; abdomen nigrum, fasciis schistaceis; pedes nigri; alæ flavæ.

*Dasygogon coffeatus*, Wied. Zool. Mag. iii. 49, 12; Dipt. Exot. i. 217, 5; Auss. Zweifl. i. 374, 12.

Brazil.

## 166. DASYPOGON INTACTUS.

*Thorax auratus, fuscato vittatus; abdomen nigrum, incisuris maculisque utrinque trigonis auratis; pedes ferruginosi; alae flavescences, apice subfuscescentes.*

Dasypogon intactus, *Wied. Auss. Zweifl. i. 371, 9.*

South America.

## 167. DASYPOGON RETICULATUS.

*Mas. Fuscus; thorax ferrugineo lineatus; abdomen fasciis glabris cinerascentibus; pedes rufescentes; alae flavescences.*

*Laphria reticulata, Fabr. Syst. Antl. 160, 19.*

Dasypogon reticulatus, *Wied. Dipt. Exot. i. 212, 6; Auss. Zweifl. i. 378, 20.*

South America.

## 168. DASYPOGON EQUESTRIS.

*Fœm. Rubidus; antennæ articulo 3o dilatato; thorax orichalceus, fusco vittatus; abdomen utrinque fuscum et orichalceum, apice croceum; pedes badii; alae subflavescences, apice subcinereæ.*

Dasypogon equestris, *Wied. Auss. Zweifl. i. 392, 41.*

Brazil.

## 169. DASYPOGON MILES.

*Fœm. Rubidus; thorax fulvidus, vittis rubidis; alae subflavescences, apice subcinereæ.*

Dasypogon Miles, *Wied. Auss. Zweifl. i. 393, 43.*

Brazil.

## 170. DASYPOGON RUTILUS.

*Niger; thoracis latera abdominisque maculæ laterales fulva; pedes subferruginei; alae limpidæ, apice subfuscescentes.*

Dasypogon rutilus, *Wied. Dipt. Exot. i. 231, 32; Auss. Zweifl. i. 370, 6.*

Brazil.

## 171. DASYPOGON ARDENS.

Fœm. *Rufus, fulvo pilosus; thorax vittis nigris; abdomen basi nigrum; alæ apice margineque fusciscentibus.*

*Dasygogon ardens*, *Wied. Auss. Zweifl.* i. 391, 39.

Brazil.

## 172. DASYPOGON FULIGINOSUS.

Mas. *Fuliginosus; abdomen nigrum, basi fuscum; pedes nigro-picei, tibiis ochraceo-fusciscentibus; alæ apud costam fuscæ.*

*Dasygogon fuliginosus*, *Wied. Dipt. Exot.* i. 208, 8; *Auss. Zweifl.* i. 380, 22.

Brazil.

## 173. DASYPOGON CORIACEUS.

*Coriaceus; thorax vittis latissimis fuscis; abdomen fuscum, fascia coriacea; alæ basi fusce.*

*Dasygogon coriaceus*, *Wied. Dipt. Exot.* i. 230, 30; *Auss. Zweifl.* i. 411, 73.

Brazil.

## 174. DASYPOGON NECANS.

Mas et Fœm. *Flavidus; antennæ rufescentes; thorax vittis tribus nigris; abdomen vitta lata nigra; pedes fuscæ; alæ limpide.*

*Dasygogon necans*, *Wied. Auss. Zweifl.* i. 392, 40.

Brazil.

## 175. DASYPOGON VITTATUS.

Mas. *Flavidus; caput ferrugineum; thorax fusco vittatus; abdomen cinerascens, nigro vittatum; pedes fuscæ; alæ limpidissime.*

*Dasygogon vittatus*, *Wied. Auss. Zweifl.* i. 389, 36.

Monte Video.

176. *DASYPOGON TESSELLATUS.*

Mas. *Albidus; thorax vittis quinque rubidis; abdomen fuscano tessellatum; pedes ferruginei; alæ limpidissimæ.*

*Dasygogon tessellatus*, *Wied. Auss. Zweifl. i. 390, 38.*  
Monte Video.

Africa.

Div. I. Tibiæ anticæ apice calcaratæ.

Group 1.

Corpus gracile, fere nudum. Caput thorace vix latius.\* Frons plana, nuda, mystax setis duabus apud epistoma. Pedes validi; tibiæ anticæ calcaribus minimis.

Forks of the cubital vein nearly straight, their base a little nearer than the end of the discal areolet to the tip of the wing; first and second externo-medial veins nearly straight; third inclined to the fourth, but at some distance from it on the border; subanal at some distance from the anal on the border.

177. *DASYPOGON HUMERALIS.*

Mas. *Fuscus; antennæ et humeri rubiginea; abdomen nigrum; alæ subcinereæ.*

*Dasygogon humeralis*, *Wied.*  
Cape.

Group 2.

Corpus gracile, fere nudum. Caput thorace vix angustius. Frons plana, nuda. Mystax setis quatuor apud epistoma. Pedes validi; tibiæ anticæ calcaribus parvis.

Fore fork of the cubital vein undulating, hind fork slightly curved, their base a little nearer than the end of the discal areolet to the tip of the wing; first and second externo-medial veins nearly straight; third very slightly inclined to the fourth, and far apart from it on the border; subanal near the anal on the border.

- A. Abdomen vitta dorsali nigra.  
 A. Venæ cubitalis furca 1a angulata. - Anaxilas, *Walk.*  
 B. Venæ cubitalis furca non angulata. - Alcippe, *Walk.*  
 B. Abdomen ferrugineum.  
 A. Thorax trivittatus. - - - - - letifer, *Walk.*  
 B. Thorax bivittatus. - - - - - videns, *Walk.*

## 178. DASYPOGON ANAXILAS.

*Dasygogon Anaxilas*, *Cat. of Diptera*, 2, 324.

This species may be a variety of *D. Alcippe*, but the first fork of the cubital vein is angular near its base, and the third externo-medial vein is more remote from the fourth on the border.

## 179. DASYPOGON ALCIPPE.

*Dasygogon Alcippe*, *Cat. of Diptera*, 2, 338.

## 180. DASYPOGON LETIFER.

*Dasygogon letifer*, *Diptera Saundersiana*, Pt. 2, 89.  
 Caffraria?

## 181. DASYPOGON VIDENS.

*Dasygogon videns*, *Diptera Saundersiana*, Pt. 2, 93.

## Group 3.

*Dasygogon*, *Loew*.

## 182. DASYPOGON CRASSUS.

*Niger, crassus; pedes hirti; halteres fulvi.* Mas.—*Alæ fuscane.*  
 Fœm.—*Abdominis segmenta 2um, 3um et 4um supra fusco-*  
*rubescencia; alæ flavide.*

*Dasygogon crassus*, *Macq. Expl. Scient. Alg.* 361; *Ins.* 433, 53,  
 pl. 1, f. 12.

Algeria.

*D. punctatus* is nearly allied to this species, but may be distinguished by its brown halteres.

## Group 6.

Corpus gracile. Caput, thorax et abdomen basi densissime hirta. Caput thorace vix angustius. Facies plana, hirta. Mystax densissime hirtus. Antennarum articulus 3us fusiformis, 1o et 2o conjunctim multo longior. Pedes sat validi, hirti; tibiæ anticæ calcaribus parvis.

Forks of the cubital vein nearly straight, their base a little nearer to the tip of the wing than the end of the discal areolet; first and second externo-medial veins straight; third much inclined to the fourth, and near it on the border; subanal joining the anal on the border.

## 183. DASYPOGON CLÆLIUS.

*Dasygogon Clælius*, *Cat. of Diptera*, 2, 351.

## Group 5.

*Fam.* Corpus sat gracile, fere nudum. Caput thorace vix angustius. Facies plana, nuda. Mystax setis quatuor. Antennarum articulus 2us 1o brevior; 3us fusiformis, 1o et 2o conjunctim longior. Pedes sat graciles, fere nudi; tibiæ anticæ calcaribus parvis.

Forks of the cubital vein nearly straight, their base very little nearer than the end of the discal areolet to the tip of the wing; first and second externo-medial veins straight; third inclined to the fourth and not far from it on the border; subanal joining the anal on the border.

## 184. DASYPOGON TAPULUS.

*Dasygogon Tapulus*, *Cat. of Diptera*, 2, 351.



## Group 8.

*Mas.* Corpus mediocre, gracile, fere nudum. Caput thorace paullo latius. Facies plana, nuda. Mystax quadrisetosus. Oculi magni. Antennæ sat longæ; articulus 1us linearis, 2o multo longior; 2us obconicus; 3us longifusiformis, 1o et 2o conjunctim paullo longior. Abdomen longiobclavatum, apice nitens. Sexualia magna. Pedes graciles; ungues et onychia parva: tibiæ anticæ calcaribus parvis.

Forks of the cubital vein slightly curved, their base a little nearer than the end of the discal areolet to the tip of the wing. Four externo-medial veins proceeding nearly directly to the border; third and fourth slightly inclined to each other, but at some distance apart on the border; subanal joining the anal on the border; discal areolet nearly pentagonal, rather long and narrow.

## 185. DASYPOGON LIMBITHORAX.

*Fœm.* *Gracilis niger, antennæ pedesque testacea; thorax vittis laterulibus albidis; alæ fuscæ.*

*Dasygogon limbithorax, Macq. Dipt. Exot. Suppl. i. 60, 34.*

Caffraria.

## Group — ?

A. Alæ fuscæ. - - - - - longicornis, *Macq.*

B. Alæ hyalinæ.

A. Abdomen albo non maculatum. - - - Olivierii, *Macq.*

B. Abdomen albo maculatum. - - - Ægyptius, *Macq.*

## 186. DASYPOGON LONGICORNIS.

*Mas.* *Niger, gracilis; antennæ capite duplo longiores; scutellum, abdomen pedesque rufa; alæ fuscæ, basi flavescens.*

*Dasygogon longicornis, Macq. Dipt. Exot. i. 2, 192.*

Egypt.

## 187. DASYPOGON OLIVIERII.

Mas. *Niger*; thorax albido trilineatus; abdomen fulvum, nigro cinctum, lateribus nigro maculatis; alæ subflavo hyalinæ.

*Dasygogon Olivierii*, *Macq. Dipt. Exot.* i. 2, 33, 1.

Egypt.

## 188. DASYPOGON ÆGYPTIUS.

Mas. *Niger*; abdominis segmenta 2o ad 7um fulva lateribus nigris, 2um et 3um marginibus posticis albo maculatis; tibiæ tarsique fusca; alæ hyalinæ, basi subfuscæ.

*Dasygogon Ægyptius*, *Macq. Dipt. Exot.* i. 2, 33, 2.

Egypt.

## Div. II. Tibiæ anticæ non calcaratæ.

## Group 1.

This group may be divided into two sub-groups.

## Sub-group 1.

Corpus magnum aut maximum, robustum. Caput thorace paullo angustius. Facies nuda, vix convexa. Mystax apud peristoma dense setosus. Antennæ sat longæ; articulus Ius 2o paullo longior; 3us subclavatus, 1o et 2o conjunctim multo longior. Prothorax crassus. Abdomen fere nudum, plus dimidio basali hirtum, apicem versus nitens; anus spinis armatus. Pedes validi, setosi; ungues et onychia magna.

*Microstylum*, p., *Macq. Dipt. Exot.* i. 2, 26, 3.

Forks of the cubital vein opposite at the base to the end of the discal areolet; fore fork curved forward; hind fork curved hindward towards the first externo-medial vein. First and second externo-medial veins straight; third obsolete beyond the discal areolet; fourth straight, joined to the third by a long slightly

undulating veinlet; subanal joining the anal very near the border. Discal areolet very long and narrow.

The stouter body, thicker mystax, shorter wings and some other peculiarities distinguish this sub-group from *Megapollyon*.

### Sub-group 2.

Corpus maximum, setosum, dense pilosum. Caput thorace angustius; facies nuda, subconvexa. Mystax setis octa validus apud peristoma. Barba densa. Antennæ sat longæ; articulis Ius 2o longior; 3us longissime fusiformis, 1o et 2o conjunctim longior. Thoracis dorsum pubescens, latera setosa. Abdomen plus dimidio basili obscurum, dense hirtum, apicem versus nitens, nudum aut nudiusculum; anus spinus armatus. Pedes validi setosi, pilosi; ungues et onychia magna.

*Microstylum*, p., *Macq.*

*Megapollyon*, *Walk. Insecta Saundersiana*, Pt. 2, 85.

Forks of the cubital vein nearly straight, their base much nearer than the end of the discal areolet to the tip of the wing. First externo-medial vein much curved forward near its base; second straight; third obsolete beyond the discal areolet, or appearing only as the stump of a vein; fourth proceeding nearly straight to the border, joined to the third by a long slightly undulating veinlet, which is nearly parallel to the border of the wing; subanal joining the anal far from the border. Discal areolet very long and narrow.

#### A. Alæ non maculate.

A. Alæ nigricantes. - - - - - acutirostris, *Loew.*

B. Alæ nigrae, basi albæ. - - - - - Pica, *Macq.*

#### C. Alæ fusca.

##### a. Alæ costa ferruginea.

a. Barba *feminae* nigra. - - - - - Barbarossa *Wied.*

b. Barba *feminae* fulva. - - - - - Serranus, *Walk.*

##### b. Alæ costa non ferruginea.

a. Thorax disco nigro. - - - - - Blæsus, *Walk.*

b. Thorax vittis quatuor piceis. - - - - - Saverrio, *Walk.*

D. Alæ fusca, venis flavo limbatis. - - - - - venosus, *Wied.*

E. Alæ fusco liturate. - - - - - gigas, *Wied.*

F. Alæ subferruginea. - - - - - capensis, *Wied.*

G. Alæ subflavescentes.	-	-	-	-	-	rubripes, <i>Macq.</i>
II. Alæ hyalinæ.	-	-	-	-	-	simplicissimus, <i>Loew.</i>
I. Alæ lacteæ.	-	-	-	-	-	lacteipennis, <i>Wied.</i>
B. Alæ maculatæ.	-	-	-	-	-	afer, <i>Wied.</i>

## 189. DASYPOGON ACUTIROSTRIS.

*Thorax fusco-cinereus, striis nigris nitidis, lateralibus e maculis duabus compositis, intermedia duplici; abdomen fulvescens, ad basim et ab segmento 5o nigrum; alæ nigricantes.*

*Microstylum acutirostre, Loew, Bericht Verhandl. Kon. Preuss. Akad. Wissensch. Berl. 1852, 658, 9.*

Mozambique.

## 190. DASYPOGON PICA.

*Mas. Rufescens; thorax vittis nigris; antennæ, mystax pedesque nigra; abdomen nigrum, incisuris flavis; alæ nigre, basi albæ.*

*Microstylum Pica, Macq. Dipt. Exot. Suppl. i. 59, 12, pl. 6, f. 6.*

Caffraria.

a. Port Natal. From M. Gueinzus' collection.

## 191. DASYPOGON BARBAROSSA.

*Niger; alæ fuscæ, ad costam cubidæ. Mas.—Barba rufa. Fœm.—Barba nigra.*

*Dasygogon Barbarossa, Wied. Auss. Zwißl. i. 370, 7.*

*Microstylum Barbarossa, Macq. Dipt. Exot. i. 2, 29, 5.*

Cape. Madagascar.

## 192. DASYPOGON SERRANUS.

*Dasygogon Serranus, Cat. of Diptera, 2, 308.*

a. Port Natal. From M. Gueinzus' collection.

This may be a variety of *D. Barbarossa*.

## 193. DASYPOGON BLÆSUS.

*Dasygogon* Blæsus, *Cat. of Diptera*, 2, 309.

## 194. DASYPOGON SAVERRIO.

*Dasygogon* Saverrio, *Cat. of Diptera*, 2, 309.

## 195. DASYPOGON VENOSUS.

*Badius*; *tarsi apice nigri*; *alæ fuscæ, venis flavo limbatis*.

*Dasygogon venosus*, *Wied.*

South Africa.

## 196. DASYPOGON GIGAS.

*Fuscus*; *abdomen nigrum, segmentis mediis, incisuris lateribusque subtestaceis*; *alæ fusco liturata*.

*Dasygogon gigas*, *Wied. Dipt. Exot.* i. 216, 3; *Auss. Zweifl.* i. 369, 5, pl. 6, f. 3.

Cape

## 197. DASYPOGON CAPENSIS.

*Ochraceus*; *abdomen nigrum, maculis lateralibus cinereis*; *alæ subferrugineæ*.

*Asilus capensis*, *Fabr.*

South Africa.

## 198. DASYPOGON RUBRIPES.

*Ater*; *facies ferrugineo-fusca*; *abdomen rufo fuscium*; *pede testacei*; *alæ subflavescentes*.

*Microstylum rubripes*, *Macq. Dipt. Exot.* i. 2, 28, 3.

Cape.

LIST OF DIPTERA.

199. DASYPOGON SIMPLICISSIMUS.

*Obscure flavo-cinereus; facies tota barbata; alæ hyalinæ, venis versus marginem posteriorem multo tenuioribus, venæ cubitalis ramo postico venâ externo-media 1a conjuncto.*

*Microstylum simplicissimum, Loew, Bericht Verhandl. Kon. Preuss. Akad. Wissensch. Berl. 1852, 658, 8.*

Mozambique.

200. DASYPOGON LACTEIPENNIS.

*Niger; abdomen utrinque ritta cinerea; pedes obscure badii; alæ lacteæ.*

*Dasypogon lacteipennis, Wied.*

South Africa.

201. DASYPOGON AFER.

*Fœmi. Thorax castio nigellus, fusco vittatus; abdomen piccum, incisuris rubidis, marginibus albidis; pedes rubidi; alæ fuscano plagiatæ.*

*Dasypogon afer, Wied.*

South Africa.

Group 2.

Corpus longum. Caput et thorax hirta et setosa. Caput thorace multo angustius. Facies convexa. Mystax dense setosus. Antennarum articulus 3us sublinearis, arista longa, articulis 1o et 2o conjunctim paullo longior. Abdomen pubescens, alis longius. Pedes validi, setosi.

Sub-group 1.

Forks of the cubital vein much nearer than the end of the discal areolet to the tip of the wing; fore fork undulating; hind fork slightly inclined near its tip to the first externo-medial, which, like the second, is almost straight; third externo-medial much inclined to the fourth, but at some distance from it on the border; subanal joining the anal on the border.

Type *D. Scheno.*

- A. *Thorax quadrivittatus*. - - - - - Scheno, *Walk.*  
 B. *Thorax trivittatus*. - - - - - dilutus, *Walk.*

## 202. DASYPOGON SCHENO.

*Dasygogon Scheno*, *Cat. of Diptera*, 2, 312.

## 203. DASYPOGON DILUTUS.

*Dasygogon dilutus*, *Diptera Saundersiana*, Pt. 2, 98.

Cape.

## Sub-group 2.

Forks of the cubital vein a little nearer than the end of the discal areolet to the tip of the wing; fore fork slightly undulating; hind fork straight; first and second externo-medial veins straight; third joining the fourth at some distance from the border; subanal almost joining the anal on the border.

## 204. DASYPOGON ANTIGENES.

*Dasygogon Antigenes*, *Cat. of Diptera*, 2, 312.

## Group 3.

*Corpus elongatum, fere nudum. Caput thorace paullo angustius. Facies plana. Antennarum articulus 3us clavatus, 1o et 2o conjunctim vix brevior. Abdomen tomentosum. Pedes robusti, setosi.*

Forks of the cubital vein slightly curved from each other, their base opposite the end of the discal areolet. First externo-medial extremely curved near its base, more than twice further at its end from the second externo-medial than from the hind fork of the cubital; second and fourth proceeding nearly straight to the border; third undulating hindward and joining the fourth at a considerable distance from the border. Subanal joining the anal on the border.

## 205. DASYPOGON SPURINUS.

*Dasytoga spurinus*, *Cat. of Diptera*, Pl. 2, 323.

## Group 4.

*Stichopogon*, *Loew*.

A. Alæ non punctatæ.

A. Femora antica vix incrassata. - - - gigantellus, *Loew*.

B. Femora antica valde incrassata. - - - Mantis, *Loew*.

B. Alæ puncto nigro. . - - - punctatus, *Loew*.

## 206. DASYPOGON GIGANTELLUS.

*Cinereus*; abdomen cingulis sex latis, albis, aequalibus, tenuiter interruptis.

*Stichopogon gigantellus*, *Loew*, *Bericht Verhandl. Kon. Preuss. Akad. Wissensch. Berl.* 1852, 658, 6.

Mozambique.

## 207. DASYPOGON MANTIS.

*Obscure flavido-cinereus*; facies angustissima; femora antica basi valde incrassata, fere trigona, subtus spinosissima; tibiæ anticæ intus nigro spinosæ, reliquis crassiores; alarum venæ externo-media 2a brevis, ab 3a longe remota; 3a et 4a longe ante marginem; alæ conjunctæ.

*Stichopogon Mantis*, *Loew*, *Bericht Verhandl. Kon. Preuss. Akad. Wissensch. Berl.* 1852, 659, 10.

Mozambique.

## 208. DASYPOGON PUNCTATUS.

*Fusco-cinereus*; alæ cinereo-hyalinæ, puncto minuto nigro distinctissimo signatæ.

*Stichopogon punctatum*, *Loew*, *Bericht Verhandl. Kon. Preuss. Akad. Wissensch. Berl.* 1852, 658, 7.

Mozambique.



## Group 5. Xiphocerus, Loew.

## 209. DASYPOGON REYNAUDII.

Mas. *Niger*; *thorax fulvo marginatus*; *abdomen albo fasciatum, segmentis ultimis fulvis*; *pedes fulvi*; *alæ subfuscae, ad costam flavæ.*

Xiphocera Reynaudii, *Macq. Dipt. Exot.* i. 2, 48, 1, pl. 3, f. 9.

Cape.

## Group 6. Acnephalum, Loew.

- |                             |   |   |   |   |   |   |   |                        |
|-----------------------------|---|---|---|---|---|---|---|------------------------|
| A. Pedes nigri.             | - | - | - | - | - | - | - | brevis, <i>Macq.</i>   |
| B. Tibiæ rufæ.              | - | - | - | - | - | - | - | curtus, <i>Wied.</i>   |
| C. Tibiæ tarsique testacea. | - | - | - | - | - | - | - | dorsalis, <i>Macq.</i> |

## 210. DASYPOGON BREVIS.

Mas. *Ater, flavido hirsutus*; *vertex pilis rubris*; *alæ basi subfuscae, venæ cubitalis ramus posticus venâ externo-media 1a conjunctus*; *vena externo-media 3a 4a conjuncta.*

Acnephalum breve, *Macq. Dipt. Exot.* i. 2, 52, 2, pl. 4, f. 3.

Cape.

## 211. DASYPOGON CURTUS.

Mas. *Niger, albido hirtus*; *tibiæ posticæ rufæ.*

Dasygogon curtus, *Wied. Zool. Mag.* iii. 6, 7; *Dipt. Exot.* i. 229, 28; *Auss. Zwißl.* i. 409, 70.

Cape.

## 212. DASYPOGON DORSALIS.

Fœm. *Ater*; *femora subtus rufa, tibiæ tarsique testacea*; *alæ hyalinæ, basi subfuscae.*

Acnephalum dorsale, *Macq. Dipt. Exot.* i. 2, 52, 3, pl. 4, f. 4.

Cape.

## Group 7. Pycnopogon? Loew.

## A. Thorax vittatus.

A. Pedes fulvi. - - - - - andrenoides, Wied.

B. Pedes nigri. - - - - - quadratus, Wied.

B. Thorax non vittatus. - - - - - apiformis, Macq.

## 213. DASYPOGON ANDRENOIDES.

*Niger, cinerascens hirtus; thorax apice vittulis tribus; abdomen fasciis albo pilosis; pedes fulvi, femoribus supra nigris; alae basi costa et apud venas transversas fuscescentes.*

Dasygogon andrenoides, Wied. *Auss. Zweifl.* i. 403, 61.

Cape.

## 214. DASYPOGON QUADRATUS.

*Niger, cinerascens hirtus; thorax apice vittulis tribus albis; abdominis margo flavo hirtus.*

Dasygogon quadratus, Wied. *Auss. Zweifl.* i. 404, 62.

Cape.

## 215. DASYPOGON APIFORMIS.

*Mas et Fœn. Niger, latus, flavo pilosus; mystax flavus; alae flavide.*

Dasygogon apiformis, Macq. *Expl. Scient. Alg.* iii. *Ins.* 436, 60, pl. 2, f. 7.

Algeria.

## Group 8.

Corpus mediocre, sublineare, pubescens, parce setosum. Caput thorace paulo angustius. Facies plana, epistoma versus subconvexa. Mystax setis plurimis, faciei trientem basalem occupans. Pedes robusti, setosi.



- b. *Pedes pallidi.*  
 a. *Abdomen nigrum.*  
 i. *Frons non aurata.* - - - - *longus, Macq.*  
 ii. *Frons aurea.* - - - - *aurifrons, Macq.*  
 b. *Abdomen rubrum.* - - - - *rubriventris, Macq.*
- E. *Alæ subcinereæ aut hyalinæ.*  
 a. *Pedes nigri.*  
 a. *Abdomen non punctatum.* - - - - *nitidus, Macq.*  
 b. *Abdomen punctis albis.* - - - - *pusio, Macq.*  
 b. *Pedes pallidi.*  
 a. *Antennæ nigræ.* - - - - *scapularis, Macq.*  
 b. *Antennæ rufæ.* - - - - *pygmaeus, Macq.*
- B. *Areola discalis duplicata.* - - - - *heteroneurus, Macq.*

218. *DASYPOGON MAURUS.*

*Niger; mystax et barba nigra; thorax villatus; alæ nigricantes; halteres fulvi.* Mas.—*Facies argentea.* Fœm.—*Facies aurata; abdominis segmenta 3um, 4um et 5um supra rufa.*

*Dasygogon maurus, Macq. Expl. Scient. Alg. iii. Ins. 435, 57, pl. 2, f. 1.*

Algeria.

219. *DASYPOGON OBSCURIPENNIS.*

*Niger; mystax flavus; barba nigra; pedes fulvo-rubri; alæ fuscae, basi flavæ, apice et apud costam limpidæ; halteres fulvi.* Fœm.—*Abdomen testaceum, apice nigrum.*

*Dasygogon obscuripennis, Macq. Expl. Scient. Alg. iii. Ins. 434, 5, pl. 2, f. 2.*

Algeria.

220. *DASYPOGON PUSILLUS.*

Fœm. *Niger, nitidus; facies et mystax flavida; alæ subfuscae.*

*Dasygogon pusillus, Macq. Dipt. Exot. i. 2, 42, 22; Expl. Scient. Alg. iii. Ins. 439, 68.*

Algeria.

## 221. DASYPOGON RUBIGINIPENNIS.

Fœm. *Niger, flavido pilosus; mystax albidus; abdomen angustum; tibiæ basi testaceæ; alæ rufescentes; halteres fulvi.*

*Dasygogon rubiginipennis, Macq. Expl. Scient. Alg. iii. Ins. 4, 35, 56, pl. 2, f. 5.*

Algeria.

## 222. DASYPOGON TENUIS.

Fœm. *Gracilis, niger; facies mystaxque flavida; thorax fuscus, vittis tribus nigris; pedes fulvi, femoribus posticis nigris; alæ rufescentes.*

*Dasygogon tenuis, Macq. Dipt. Exot. i. 2, 42, 20; Expl. Scient. Alg. iii. Ins. 437, 61.*

Algeria.

## 223. DASYPOGON FLAVIPENNIS.

Mas. *Flavido-cinereus; antennæ nigrae, apice testaceæ; mystax albidus; thorax vittis fuscis; pedes nigri, femoribus testaceis; alæ flavæ.*

*Dasygogon flavipennis, Macq. Dipt. Exot. Suppl. 1, 59, 11.*

Caffraria.

## 224. DASYPOGON LONGUS.

Fœm. *Niger; thorax fuscus, albo lineatus; abdomen elongatum; pedes fulvi, femora supra nigra; alæ subflavæ.*

*Dasygogon longus, Macq. Dipt. Exot. i. 2, 43, 23.*

Egypt.

## 225. DASYPOGON AURIFRONS.

*Niger; frons aurea; thorax cinereo tomentosus, nigro trivittatus; pedes fulvi; alæ flavescens, venis fuscis. Mas.—Abdomen incisuris albis. Fœm.—Antennæ basi et abdominis segmenta testaceâ.*

*Dasygogon aurifrons, Macq. Expl. Scient. Alg. iii. Ins. 434, 54, pl. 2, f. 4.*

Algeria.

## 226. DASYPOGON RUBRIVENTRIS.

Mas et Fœm. *Niger, rufo pilosus; mystax albus; antennæ testaceæ; abdomen angustum, rubrum, maculis dorsalibus nigris; pedes testacci, postici femoribus intus nigricantibus; alæ cinereo-flavescentes.*

*Dasygogon rubriventris, Macq. Expl. Scient. Alg. iii. Ins. 437, 62, pl. 2, f. 3.*

Algeria.

## 227. DASYPOGON NITIDUS.

*Niger, nitidus; mystax albus; pedes albo pilosi; alæ subcinereæ; halteres albidî.*

*Dasygogon nitidus, Macq. Expl. Scient. Alg. iii. Ins. 438, 65.*

Algeria.

## 228. DASYPOGON PUSIO.

*Ater, nitidus; mystax albus; abdomen punctis lateralibus albis; alæ limpidæ; halteres flavido-albi.*

*Dasygogon pusio, Macq. Expl. Scient. Alg. iii. Ins. 438, 66.*

Algeria.

## 229. DASYPOGON SCAPULARIS.

Mas. *Niger; thorax fusco vittatus; scapulæ, anus pedesque testaceæ; femora supra nigricantia; alæ subhyaline.*

*Dasygogon scapularis, Macq. Dipt. Exot. i. 2, 44, 25.*

Cape.

## 230. DASYPOGON PYGMÆUS.

Mas et Fœm. *Fuscus, tenuis; antennæ rufæ; thorax vittis rufescentibus; pedes rufi, albo pilosi; alæ limpidæ; halteres albidî.*

*Dasygogon pygmæus, Macq. Expl. Scient. Alg. iii. Ins. 437, 63, pl. 2, f. 6.*

Algeria.

## 231. DASYPOGON HETERONEURUS.

Fam. *Cinereus*; *facies mystaxque albida*; *antennæ testaceæ*; *abdomine elongatum*; *alæ subflavescentes*; *vena externo-media la venæ cubitalis ramo postico longe ante marginem connexa*; *venæ externo-medie 3a et 4a petiolo unico terminata.*

*Dasygogon heteroneurus*, *Macq. Dipt. Exot.* i. 2, 41, 19, pl. 3, f. 7;  
*Expl. Scient. Alg.* iii. *Ins.* 436, 59.

Algeria.

Div. — ?

. Alæ fusæ.

A. Thorax niger. - - - - - mœrens, *Wied.*

B. Thorax canus, vittis nigris. - - - Reinhardi, *Wied.*

C. Thorax fuscus.

A. Thorax vittatus. - - - - - caffer, *Wied.*

B. Thorax non vittatus. - - - - - hispidus, *Wied.*

D. Thorax rubidus.

A. Alæ infumatæ. - - - - - fuscipennis, *Wied.*

B. Alæ basi flavæ. - - - - - aulicus, *Wied.*

i. Alæ rufescentes aut flavæ.

A. Pedes nigro-fusci. - - - - - atratus, *Fabr.*

B. Pedes nigri, tibiis fulvis. - - - - - ruficauda, *Fabr.*

C. Pedes rubidi aut fulvi.

A. Antennæ nigræ. - - - - - setosus, *Wied.*

B. Antennæ pallidæ.

a. Abdomen incisuris fulvis. - - - - - limbatus, *Fabr.*

b. Abdomen totum nigrum. - - - - - tragicus, *Wied.*

ii. Alæ subcinereæ aut limpidæ.

A. Thorax niger.

A. Abdomen nigrum, apice ferrugineum.

hæmorrhoidalis, *Fabr.*

B. Abdomen rubidum, maculis lateralibus nigris.

vestitus, *Wied.*

C. Abdomen rubidum, fasciis albis. - - - Rüppelii, *Wied.*

B. Thorax fuscus, vittis albis. - - - striatus, *Fabr.*

## 232. DASYPOGON MÆRENS.

Mas. *Niger*; *abdomen basi pedesque ferruginosa*; *alæ fusca*.

*Dasygogon mærens*, *Wied. Auss. Zweifl. i. 399, 53.*

Sierra Leone.

## 232. DASYPOGON REINHARDI.

Fœm. *Niger*; *thorax canus, nigro vittatus*; *abdomen basi album, utrinque maculis testaceis*; *alæ fusca*.

*Dasygogon Reinhardi*, *Wied. Auss. Zweifl. i. 401, 57.*

Guinea.

## 234. DASYPOGON CAFFER.

Mas. *Fuscus*; *thorax vittis olivaceo-fuscis*; *abdomen nigrum, cano fasciatum*; *alæ fuscæ*.

*Dasygogon caffer*, *Wied. Auss. Zweifl. i. 391, 44.*

South Africa.

## 235. DASYPOGON HISPIDUS.

Mas. *Fuscus*; *mystax nigro-fuscus*; *abdomen canum*; *femora nigra*; *alæ subfuscæ*.

*Dasygogon hispidus*, *Wied. Auss. Zweifl. i. 398, 50.*

Cape.

## 236. DASYPOGON FUSCIPENNIS.

Mas. *Badio-rubidus*; *thorax vittis nigris*; *abdomen apice nigrum*; *alæ infumate*.

*Dasygogon fuscipennis*, *Wied. Dipt. Exot. i. 227, 24*; *Auss. Zweifl. i. 399, 52.*

Cape.



## 237. DASYPOGON AULICUS.

Mas et Fœm. *Ferruginosus* ; thorax vittis tribus nigris limboque orichalceo ; abdomen maculis nigris ; alæ fuscæ basi flavæ.

Dasygogon aulicus, *Wied. Auss. Zweifl.* i. 379, 21. *Macq. Dipt. Exot.* i. 2, 34, 3, pl. 3, f. 5.

South Africa.

## 238. DASYPOGON ATRATUS.

*Niger* ; caput et thorax cinerascente hirsuta ; pedes nigro-fusci ; alæ flavescentes ; halteres fulvi.

Asilus atratus, *Fabr. Ent. Syst.* iv. 380, 19. . *Meig. Klass. Zweifl.* i. 266, d.

Dasygogon atratus, *Fabr. Syst. Antl.* 165, 4. *Meig. Zweifl.* ii. 262, 6.

Barbary.

## 239. DASYPOGON RUFICAUDA.

*Cinereus, hirtus* ; thorax nigro bilineatus ; abdomen apice fulvum ; tibiæ fulvæ ; alæ ferrugineæ.

Laphria ruficauda, *Fabr. Syst. Antl.* 161, 22.

Dasygogon ruficauda, *Meig. Zweifl.* ii. 284, 43.

Morocco.

## 240. DASYPOGON SETOSUS.

Mas. *Nigellus* ; thorax vittis obsoletissimis ; abdomen cæsiobalbescens ; pedes rubidi ; alæ subrufescentes.

Dasygogon setosus, *Wied. Anal. Entom.* 26, 24 ; *Auss. Zweifl.* i. 394, 45.

Cape.

## 241. DASYPOGON LIMBATUS.

*Nigricans*; antennæ, thoracis limbus, abdominis incisuræ pedesque fulva; femora postica apice nigro maculata; alæ fulvæ.

*Asilus limbatus*, *Fabr. Ent. Syst.* iv. 382, 26. *Meig. Klass. Zweifl.* i. 267, 9.

*Dasygogon limbatus*, *Fabr. Syst. Antl.* 165, 7. *Coqueb. Ill. Icon:* 113, pl. 25, f. 10. *Meig. Zweifl.* ii. 283, 41. *Wied. Dipt. Exot.* i. 224, 18; *Auss. Zweifl.* i. 395, 46.

Barbary.

## 242. DASYPOGON TRAGICUS.

*Ater*; antennæ pedesque rubida; thorax utrinque rubidus, orichalco micans; abdomen scoriaceo nigrum; alæ flavæ, apice subcinereæ.

*Dasygogon tragicus*, *Wied. Auss. Zweifl.* i. 400, 55.

South Africa.

## 243. DASYPOGON HÆMORRHOIDALIS.

*Fæm. Niger*; abdomen lineolis lateralibus albis, apice ferrugineum; pedes ferruginei, tarsi nigri; alæ subcinereæ.

*Asilus hæmorrhoidalis*, *Fabr. Ent. Syst.* iv. 389, 58. *Coqueb. Ill. Icon.* 118, pl. 26, f. 11.

*Dioctria hæmorrhoidalis*, *Fabr. Syst. Antl.* 151, 8.

*Dasygogon hæmorrhoidalis*, *Wied. Auss. Zweifl.* i. 407, 66. *Macq. Expl. Scient. Alg.* iii. *Ins.* 438, 64.

Barbary.

## 244. DASYPOGON VESTITUS.

*Niger*; abdomen rubidum, utrinque maculis nigris; pedes rubidi, genubus posticis nigris; alæ limpide.

*Dasygogon vestitus*, *Wied. Auss. Zweifl.* i. 406, 65.

Nubia.

## 245. DASYPOGON RUPPELII.

*Rubidus; facies albo hirta; thorax nigellus, cano hirtus; abdomen albo fasciatum; alæ limpidæ.*

Dasygogon Rüppelii, *Wied. Auss. Zweifst.* i. 4, 569, 57.

Nubia.

## 246. DASYPOGON STRIATUS.

*Fuscus, hirtus; thorax fuscus, albo lineatus; abdomen fulvum, fusco bilineatum, lateribus albis; pedes fulvi.*

*Asilus striatus*, *Fabr. Ent. Syst.* iv. 387, 49. *Meig. Klass. Zweifst.* i. 2690.

Dasygogon striatus, *Fabr. Syst. Antl.* 167, 16. *Meig. Zweifst.* ii. 283, 42.

Barbary.

Madagascar.

Group 1.

*Microstylum*, *Macq.* See pp. 451, 452.

## 247. DASYPOGON CILIPES.

*Fæm. fuscus; facies argentea; abdomen maculis lateralibus albis; pedes breves ciliati; alæ fuscæ.*

*Microstylum cilipes*, *Macq. Dipt. Exot.* i. 2, 28, 4, pl. 2, f. 5.

## 248. DASYPOGON APPENDICULATUS.

*Fæm. Rubidus; facies et barba albæ; mystax niger; thorax vittis fuscis; abdomen nigrum, incisuris lateribusque albis; pedes testacei; alæ cinereæ.*

*Microstylum appendiculatum*, *Macq. Dipt. Exot. Suppl.* 2, 33, 14.

## Asia.

## Div. I. Tibiæ anticæ apice calcaratæ.

## Group 1.

*Mas.* Corpus gracile, mediocre, fere nudum. Caput thorace paullo latius; frons et facies planæ. Mystax setis duabus apud peristoma exceptis nullus. Antennæ medioeriter longæ; articulus 1us et 2us subæquales; 3us fusiformis, 1o et 2o conjunctim paullo brevior. Prothorax conicus, attenuatus. Abdomen dimidio basali subcontractum. Sexualia parva. Pedes sat validi, setis paucis armati; ungues et onychia parva; tibiæ anticæ calcaribus minimis.

Eyes convex, except a small part in front, which is composed of larger facets than those elsewhere. Forks of the cubital vein nearly straight, their base opposite the end of the discal areolet. First and second externo-medial veins proceeding direct to the border; third and fourth slightly inclined towards each other, but at some distance apart on the border; subanal and anal almost connected on the border.

Nearly allied to Group 4, p. 30.

## A. Pedes rufi aut fulvi.

A. Pedes nigro varii. - - - - - Volcatus, *Walk.*

## B. Pedes non nigro varii.

A. Tarsi picei. - - - - - Hypsaon, *Walk.*

B. Tarsi fulvi. - - - - - Cerco, *Walk.*

## 249. DASYPOGON VOLCATUS.

*Dasygogon Volcatus*, *Cat. of Diptera*, 2, 346.

## 250. DASYPOGON HYPSAON.

*Dasygogon Hypsaon*, *Cat. of Diptera*, 2, 348.

a. North China. From Mr. Fortune's collection.

## 251. DASYPOGON CERCO.

*Dasygogon Cerco*, *Cat. of Diptera*, 2, 349.

## Group 2.

Corpus sat magnum, validiusculum, fere nudum. Caput thorace vix angustius; facies subconvexa, parce pilosa. Mystax pilis apud peristoma sat densis, setis nullis. Antennæ mediocriter longæ; articulus 1us 2o triplo longior; 3us linearis, apice acuminatus, 1o et 2o conjunctim fere duplo longior. Prothorax crassus. Abdomen subcylindricum, basim versus subcontractum. Sexualia parva. Pedes sat validi, parce setosi; ungues et onychia medioeria; tibiæ anticæ calcaribus sat magnis.

Eyes convex, except a very small part in front, which is composed of larger facets than those elsewhere. Fork of the cubital vein nearly straight, their base a little nearer than the end of the discal areolet to the tip of the wing. First and second externo-medial veins proceeding direct to the border; third inclined to the fourth, but widely apart from it on the border; subanal and anal very near together on the border.

## 252. DASYPOGON SUBAURATUS.

*Fœm.* *Aurco tomentosa; antennæ abdomen et pedes fulva; thorax vittis quatuor nigro-cinereis, intermediis angustis externis latis; abdomen basi nigrum apice testaceum, maculis lateralibus testaceis et nigris; alæ subcinereæ, apud costam luridæ.*

*Fem.* Head and thorax with gilded tomentum. Head clothed behind with black hairs; vertex, proboscis and palpi black. Antennæ tawny. Thorax with four blackish gray stripes; inner pair long and narrow; outer pair short and broad. Abdomen tawny, black at the base, and with large black spots along each side, testaceous at the tip, and with small testaceous spots along each side. Legs tawny; coxæ with gilded tomentum; ungues black; onychia testaceous. Wings grayish, with a lurid tinge along the costa; veins black, tawny in front and towards the base. Halteres testaceous. Length of the body  $7\frac{1}{2}$  lines; of the wings 15 lines.

a. North China. From Mr. Fortune's collection.

## Div. II. Tibiæ anticæ non calcaratæ.

## Group 1.

Megapollyon, *Insecta Saundersiana*, Pt. 2, 85.

See p. 452.

- A. Thorax flavidus. - - - - - Spectrum, *Wied.*  
 B. Thorax niger.  
 A. Abdomen nigrum, aut fuscum.  
 A. Alæ nigro-cyanæ. - - - - - Vica, *Walk.*  
 B. Alæ nigricantes. - - - - - Polygnotus, *Walk.*  
 B. Abdomen rufum.  
 A. Thorax totus niger. - - - - - Rhypæ, *Walk.*  
 B. Thorax albo vittatus. - - - - - Otacilius, *Walk.*  
 C. Abdomen apice rufum.  
 A. Thorax totus niger. - - - - - Balbillus, *Walk.*  
 B. Thorax albo vittatus. - - - - - Sura, *Walk.*  
 D. Abdomen rufum, apice nigrum. - - - - - Libo, *Walk.*  
 C. Thorax niger, fulvo pilosus. - - - - - apiformis, *Walk.*  
 D. Thorax niger, vittis quatuor pallidis.  
 A. Pedes rufi. - - - - - imbutus, *Walk.*  
 B. Pedes nigri. - - - - - trimelas, *Walk.*  
 E. Thorax canus, vittis obscurioribus. - - - - - apicalis, *Macq.*

## 253. DASYPOGON SPECTRUM.

*Flavidus*; antennæ apice ferruginæ; pedes ferrugini, genubus nigris; alæ flavescentes, venis ferrugineis.

Dasyponon Spectrum, *Wied.*Laphria Spalumus, *Cat. of Diptera*, Pt. 2, 371.

a. North China. From Mr. Fortune's collection.

Var.? Antennæ nigrae, apice testaceæ; abdomen testaceum, incisuris nigris; tibiæ intermediæ calcaratæ; alæ flavae. Long. 13—14 lin.

Dasyponon dux, *Wied. Auss. Zweifl.* i. 568, 55.Microstylum sinense, *Macq. Dipt. Exot.* i. 2, 29, 7, pl. 2, f. 3.

China. Manilla.

## 254. DASYPOGON VICA.

Dasygogon Vica, *Cat. of Diptera*, 2, 304.

a. Silhet. From Mr. Stevens' collection.

## 255. DASYPOGON POLYGNOTUS.

Dasygogon Polygnotus, *Cat. of Diptera*, 2, 305.

## 256. DASYPOGON RHYPÆ.

Dasygogon Rhypæ, *Cat. of Diptera*, 2, 303.

## 257. DASYPOGON OTACILIUS.

Dasygogon Otacilius, *Cat. of Diptera*, 2, 311.

## 258. DASYPOGON BALBILLUS.

Dasygogon Balbillus, *Cat. of Diptera*, 2, 307.

## 259. DASYPOGON SURA.

Dasygogon Sura, *Cat. of Diptera*, 2, 345.

## 260. DASYPOGON LIBO.

Dasygogon Libo, *Cat. of Diptera*, 2, 342.

## 261. DASYPOGON APIFORMIS.

Dasygogon apiformis, *Diptera Saundersiana*, Pt. 2, 97  
East Indies.

## 262. DASYPOGON IMBUTUS.

Dasygogon imbutus, *Diptera Saundersiana*, Pt. 2, 96.  
East Indies.

## 263. DASYPOGON TRIMELAS.

*Dasygogon trimelas*, *Diptera Saundersiana*, Pt. 2, 97.

East Indies.

## 264. DASYPOGON APICALIS.

Mas. *Cunus*; *antennae nigrae*; *thorax vittis obscurioribus*; *abdomen basi nigrum albo fasciatum, apice rubiginosum*; *pedes rufescentes nigro varii*; *alae flavescentes*.

*Dasygogon apicalis*, *Wied. Dipt. Exot.* i. 216, 4; *Auss. Zweifl.* i. 372, 10, pl. 6, f. 4.

*Microstylum apicale*, *Macq. Dipt. Exot.* i. 2, 29, 6.

Bengal.

## Group 3.

See group 2, p. 455.

## A. Thorax ferrugineus aut fulvus.

A. Abdomen ferrugineum, apice piccum. - Ambryon, *Walk.*

B. Abdomen rufum. - - - - - Damias, *Walk.*

B. Thorax cinereo-fuscus. - - - - - Imbrex, *Walk.*

C. Thorax fulvus. - - - - - pulverifer, *Walk.*

## D. Thorax niger.

A. Thorax fulvo hirtus. - - - - - Aphricus, *Walk.*

B. Thorax cano hirtus. - - - - - Echelus, *Walk.*

## 265. DASYPOGON AMBRYON.

*Dasygogon Ambryon*, *Cat. of Diptera*, 2, 311.

## 266. DASYPOGON DAMIAS.

*Dasygogon Damias*, *Cat. of Diptera*, 2, 313.

## 267. DASYPOGON IMBREX

*Dasygogon Imbrex*, *Cat. of Diptera*, 2, 315.



## 268. DASYPOGON PULVERIFER.

*Dasygogon pulverifer*, *Diptera Saundersiana*, Pt. 2, 98.  
East Indies.

## 269. DASYPOGON APHRICES.

*Dasygogon Aphrices*, *Cat. of Diptera*, 2, 314.

## 270. DASYPOGON ECHÉLUS.

*Dasygogon Echelus*, *Cat. of Diptera*, 2, 314.

Group 4. *Cyrtopogon*, *Loew*.

## 271. DASYPOGON LAPHRIDES.

*Cyrtopogon laphrides*, *Diptera Saundersiana*, Pt. 2, 99, pl. 3, f. 7.  
East Indies.

## Group 5.

*Fam.* Corpus medioere, dense hirtum. Caput thoracis latitudine. Facies convexa. Mystax dense setosus usque ad antennis ascendens. Antennæ sat longæ; articulus 1us linearis, 2o plus duplo longior; 3us linearis, arista valida terminatus, 1o et 2o conjunctim fere duplo longior. Abdomen subcompressum. Alæ apud costæ dimidium basale subincrassatæ.

Forks of the cubital vein nearly straight, their base much nearer than the end of the discal areolet to the tip of the wing. First, second, third and fourth externo-medial veins proceeding direct to the border; subanal inclined to the anal, and near to it on the border. Discal areolet pentagonal, rather long and narrow.

This group seems to be one of the links which connect the *Dasygogonites* with the *Asilites*.

## 272. DASYPOGON SCATOPHAGOIDES.

Mas. *Niger, testaceo hirtus; caput albido tomentosum, nigro setosum; thorax fusco tomentosus, nigro cristatus; tibiæ rufæ; alæ cinereo-fuscescentes.* •

Black. Head with whitish tomentum, thickly beset with black bristles, thickly clothed beneath with testaceous hairs. Thorax with brown tomentum, with a ridge of black bristles, and on each side with black hairs. Scutellum with black and tawny bristles. Abdomen compressed, thickly clothed with testaceous hairs, and beneath with black hairs. Legs stout, with black and tawny hairs; tibiæ red, with black tips. Wings brownish; disk of the areolet gray; veins black, reddish towards the base. Halteres red. Length of the body 5 lines; of the wings 10 lines.

a. East Indies. From Mr. Stevens' collection.

## Group — ?

## A. Alæ fusæ.

A. Thorax niger. - - - - - albonotatus, *Wied.*

B. Thorax fuscus. - - - - - nigricauda, *Wied.*

C. Thorax olivaceus. - - - - - virens, *Wied.*

D. Thorax cinereus, fasciis nigris. - - - arabicus, *Macq.*

B. Alæ flavescentes. - - - - - dorsalis, *Wied.*

## 273. DASYPOGON ALBONOTATUS.

Fœm. *Niger; abdomen utrinque maculis quatuor transversis albis; alæ medio infumate.*

*Dioctria albonotata, Wied. Dipt. Exot. i. 181, 5.*

*Dasygogon albonotatus, Wied. Auss. Zweifl. i. 402, 58.*

Bengal.

## 274. DASYPOGON NIGRICAUDA.

Mas. *Fuscus; abdomen basi albidum, incisuris apiceque atris; alæ fusce, apice sublimpidæ.*

*Dasygogon nigricauda, Wied. Anal. Entom. 26, 23; Auss. Zweifl. i. 377, 17.*

East Indies.

## 275. DASYPOGON VIRENS.

*Fœm. Fuscano-flavidus; thorax olivaceus; alæ cinereo-fusæ.*

*Dasygogon virens, Wied. Auss. Zweifl. i. 398, 51.*

Java.

## 276. DASYPOGON ARABICUS.

*Thorax fasciis nigris, cinereo limbatis; abdomen fusco-testaceum, albido maculatum; alæ fuscæ, venæ cubitalis ramus posticus vena externo-media ante marginem conjunctus; venæ externo-mediæ 3a et 4a connexæ.*

*Dasygogon arabicus, Macq. Dipt. Exot. ii. 1, 43, 24.*

Arabia.

## 277. DASYPOGON DORSALIS.

*Cinerascens; scutellum album; abdomen nigrum, segmentis 3o, 5o et 6o maculis trigonis albis; alæ vix flavescentes.*

*Dasygogon dorsalis, Wied. Auss. Zweifl. i. 413, 77.*

East Indies.

Australia.

Div. 1. Tibiæ anticæ apice calcaratæ.

Group 1.

Corpus elongatum, robustum, vix setosum. Caput thorace vix angustius. Facies vix convexa. Mystax setis nonnullis apud epistoma. Antennæ longiusculæ, filiformes; articulus 2us 1o paullo brevior; 3us sublinearis, 1o et 2o conjunctim paullo longior; arista vix ulla. Abdomen apice setosum. Pedes robusti, setosi.

Allied to *Microstylum*. Forks of the cubital vein slightly diverging from each other, their base opposite the end of the discal areolet. First and second externo-medial veins proceeding straight to the border; first curved forward, when it leaves the discal areolet; third much inclined to the fourth, but at some little distance from it on the border. Subanal and anal near each other on the border.

278. *DASYPOGON SALINATOR*.

*Dasygogon Salinator*, *Cat. of Diptera*, 2, 325.

## Group 2.

*Mas.* Corpus mediocre, gracile, elongatum, parce hirtum, vix setosum. Caput thorace vix angustius. Facies plana. Mystax setis nonnullis apud epistoma. Antennæ longiusculæ; articulus 1us 2o duplo longior; 3us longissime fusiformis, 1o et 2o conjunctim longior; arista brevissima. Abdomen apud medium subcontractum. Pedes robusti setosi; ungues et onychia elongata.

Forks of the cubital vein nearly straight, their base much nearer than the end of the discal areolet to the tip of the wing. First and second externo-medial veins proceeding from a short common petiole, which is emitted from the end of the discal areolet; third slightly inclined to the fourth, but far from it on the border; subanal rather near to the anal on the border.

279. *DASYPOGON SERGIUS*.

*Dasygogon Sergius*, *Cat. of Diptera*, 2, 347.

## Group 3.

*Fem.* Corpus majusculum, validum, sublineare, subpilosum, non setosum. Caput thorace paullo angustius. Facies plana. Mystax apud epistoma dense setosus. Abdomen subcylindricum. Pedes robusti, setosi.

Forks of the cubital vein curved slightly from each other, their base much nearer than the end of the discal areolet to the tip of the wing. First and second externo-medial veins proceeding nearly straight to the border; third slightly inclined towards the fourth, but far from it on the border. Subanal and anal very near each other on the border.

## 280. DASYPOGON SPINTHER.

Dasygogon Spintther, *Cat. of Diptera*, 2, 337.

## Group 4. Dasygogon, Loew.

## 281. DASYPOGON CARBO.

Dasygogon Carbo, *Diptera Saundersiana*, Pt. 2, 87.  
New Holland.

## Group — ?

- |                        |   |   |   |   |                      |
|------------------------|---|---|---|---|----------------------|
| A. Alæ violacco-nigræ. | - | - | - | - | nigripennis, Macq.   |
| B. Alæ rufescentes.    |   |   |   |   |                      |
| A. Albo punctatus.     | - | - | - | - | albopunctatus, Macq. |
| B. Albo non punctatus. | - | - | - | - | nitidus, Macq.       |
| C. Alæ fulvæ.          | - | - | - | - | princeps, Macq.      |
| D. Alæ hyalinæ.        |   |   |   |   |                      |
| A. Thorax niger.       | - | - | - | - | limbipennis, Macq.   |
| B. Thorax fulvus.      | - | - | - | - | albonotatus, Macq.   |

## 282. DASYPOGON NIGRIPENNIS.

Mas. *Niger*; *facies alba*; *alæ violacco-nigræ*.

Dasygogon nigripennis, *Macq. Dipt. Exot. Suppl.* 3, 20, 58, pl. 1,  
f. 10.

New Holland.

## 283. DASYPOGON ALBOPUNCTATUS.

Fœm. *Testaceus, albo punctatus, mystax flavidus*; *thorax tomentosus*; *abdomen basi segmentoque 4o nigris*; *alæ rufescentes*.

Dasygogon albopunctatus, *Macq. Dipt. Exot. Suppl.* i. 65, 44, pl. 6,  
f. 7.

New Holland.

## 284. DASYPOGON NITIDUS.

*Gracilis, nitidus, testaceus; mystax flavidus; thorax vittis fuscis; abdominis segmenta anteriora vittis lateralibus nigris; alæ rufescentes.*

Dasygogon nitidus (nomen bis lectum), *Macq. Dipt. Exot. Suppl.* 1, 61, 35.

Tasmania.

## 285. DASYPOGON PRINCEPS.

*Fulvus; thorax vittis nigris; abdomen fasciis nigris; alæ fulvæ.*

Dasygogon princeps, *Macq. Dipt. Exot. Suppl.* 3, 19, 57, pl. 1, f. 14.  
New Holland.

## 286. DASYPOGON LIMBIPPENNIS.

*Fœm. Niger, mystax cinereus; scutellum testaceum; tibiæ basi albide; alæ hyalinæ, costa fusca.*

Dasygogon limbipennis, *Macq. Dipt. Exot. Suppl.* i. 62, 33, pl. 7.  
f. 8.

Tasmania. Sidney Isle.

## 287. DASYPOGON ALBONOTATUS.

*Mas. Fulvus; thorax fuscano vittatus; abdomen nigrum, lateribus albo maculatis; alæ hyalinæ.*

Dasygogon albonotatus, *Macq. Dipt. Exot. Suppl.* 2, 33, 52.

Tasmania.

## Div. II. Tibiæ anticæ non calcaratæ.

## Group 1.

Corpus angustum, hirtum. Caput thorace paullo angustius; frons plana, pilosa. Mystax sat dense hirtus. Antennæ sat longæ;

articulus 1us linearis, 2o multo longior; 2us subclavatus; 3us lanceolatus; arista brevissima. Thorax subcompressus. Abdomen longum, compressum, apice spinis armatum. Pedes robusti, hirti et spinosi; ungues et onychia mediocria.

Forks of the cubital vein nearer at the base than the end of the discal areolet to the tip of the wing; fore fork slightly undulating; hind fork nearly straight. First and second externomedial veins proceeding almost directly to the border; third much bent towards the fourth, and near it on the border; subanal in contact with the fourth on the border.

- A. Alæ subfusæ. - - - - - Aoris, *Walk.*  
 B. Alæ ex parte fulvæ.  
   A. Alæ ad costam fulvæ.  
     a. Alæ ex parte subcinereæ. - - - - - *Digentia, Walk.*  
     b. Alæ ex parte limpidæ. - - - - - *Agave, Walk.*  
   B. Alæ ad costam subcinereæ. - - - - - *Lanatus, Walk.*  
 C. Alæ limpidæ, apice subfusæ. - - - - - *Pedanus, Walk.*  
 D. Alæ limpidæ, apice subcinereæ. - - - - - *Nicoteles, Walk.*  
 E. Alæ omnino limpidæ. - - - - - *Thalpius, Walk.*

#### 288. DASYPOGON AORIS.

*Dasygogon Aoris, Cat. of Diptera, 2, 321.*

#### 289. DASYPOGON DIGENTIA.

*Dasygogon Digentia, Cat. of Diptera, 2, 316.*

#### 290. DASYPOGON AGAVE.

*Dasygogon Agave, Cat. of Diptera, 2, 317.*

#### 291. DASYPOGON LANATUS.

*Dasygogon Lanatus, Cat. of Diptera, 2, 318.*

a. Van Dieman's Land. Presented by Morton Allport, Esq.

## 292. DASYPOGON PEDANUS.

*Dasygogon Pedanus*, *Cat. of Diptera*, 2, 320.

## 293. DASYPOGON NICOTELES.

*Dasygogon Nicoteles*, *Cat. of Diptera*, 2, 320.

## 294. DASYPOGON THALPIUS.

*Dasygogon Thalpius*, *Cat. of Diptera*, 2, 317.

## Group 2.

Corpus validum, elongatum, parce setosum. Facies subconvexa, dense hirta. Mystax setis nonnullis apud epistoma. Abdomen alis multo longius. Pedes robusti, valde setosi.

Forks of the cubital vein a little nearer at the base than the end of the discal arcolet to the tip of the wing; fore fork slightly curved forward; hind fork almost straight; first, second and fourth externo-medial veins almost straight; third forming an acute angle at its flexure to the fourth, which it joins far from the border. Subanal joined to the anal at some distance from the border.

## 295. DASYPOGON BÆBIUS.

*Dasygogon Bæbius*, *Cat. of Diptera*, 2, 333.

*Dasygogon plumbeus*, *Fabr.*?

NOTE.—*D. plumbeus* is cited, by mistake, as the name of the species preceding *D. Bæbius* in the above-mentioned Catalogue.

## Group —?

A. Thorax niger. Alæ flavescentes.

A. Alæ antice infumatae. - - - - - australis, *Macq.*

B. Alæ apice subfusca.

A. Abdomen subtus cinereum. - - - brachypterus, *Macq.*

B. Abdomen apice testaceum. - - - elongatus, *Macq.*

B. Thorax testaceus. - - - - - testaceus, *Macq.*



## 296. DASYPOGON AUSTRALIS.

Fœm. *Niger; abdominis segmenta marginibus posticis pallidis; pedes testacei; alæ antice infusate, postice flavescentes.*

*Dasygogon australis*, *Macq. Dipt. Exot.* i. 2, 45, 27.

New Holland.

## 297. DASYPOGON BRACHYPTERUS.

Fœm. *Niger; abdomen subtus cinereum, femora tibiæque subtus rubra; alæ puræ, subflavæ, apice subfuscæ.*

*Dasygogon brachypterus*, *Macq. Dipt. Exot.* i. 2, 44, 26, pl. 3, f. 3.

New Holland.

## 298. DASYPOGON ELONGATUS.

*Elongatus, niger; mystax aureus; abdomen angustum, apice testaceum; pedes testacei; alæ subflavescentes, apice subfuscæ.*

*Dasygogon elongatus*, *Macq. Dipt. Exot. Suppl.* i. 66, 45, pl. 7, f. 6.

New Holland. Sidney Island.

## 299. DASYPOGON TESTACEUS.

Fœm. *Testaceus; thorax vittis fuscis; mystax albidus; abdomen nigrum, apice testaceum; pedes nigri, femoribus testaceis; alæ flavidæ.*

*Microstylum testaceum*, *Macq. Dipt. Exot. Suppl.* i. 60, 13.

New Holland.

New Zealand.

Div. I. Tibiæ anticæ apice calcaratæ.

Group 1.

Corpus mediocre, sat gracile. Caput et thorax setis paucis. Facies plana. Mystax setis nonnullis apud epistoma. Antennæ

sat longæ; articulus 1us 2o longior; 3us fusiformis, arista brevi terminatus, 1o et 2o conjunctim vix brevior. Abdomen fere nudum, alis non longius. Pedes validi, setosi.

Forks of the cubital vein nearly straight, slightly diverging from each other, their base a little nearer than the end of the discal areolet to the tip of the wing. Four externo-medial veins separate, nearly straight. Subanal vein near the anal at its tip.

### 300. DASYPOGON VIDUUS.

*Dasygogon viduus*, *Cat. of Diptera*, 2, 354.

#### Group 2.

Corpus medioere, sublineare, fere nudum. Caput thorace paullo angustius. Facies plana, nuda. Mystax setis paucis apud epistoma. Antennæ longæ; articulus 1us 2o longior; 3us sublinearis, arista brevissima, 1o et 2o conjunctim paullo longior. Pedes validi, setis brevissimis.

Forks of the veins nearly straight, slightly diverging from each other, their base a little nearer than the end of the discal areolet to the tip of the wing. Four externo-medial veins separate, nearly straight. Subanal vein united to the anal at its tip.

### 301. DASYPOGON DISCUS.

*Dasygogon Discus*, *White, Zool. Voy. Erebus and Terror. Cat. of Diptera*, 2, 356.

#### Sandwich Islands.

#### Group 1.

*Megapollyon*, *Diptera Saundersiana*, Pt. 2, 85. See p. 452.

### 302. DASYPOGON SCYTHON.

*Dasygogon Scython*, *Cat. of Diptera*, 2, 365.

Country unknown.

Div. I. Tibiæ anticæ apice calcaratæ.

Group 1.

See group 1, page 476.

- |                  |           |                        |
|------------------|-----------|------------------------|
| A. Alæ limpidae. | - - - - - | Fossius, <i>Walk.</i>  |
| B. Alæ subfulvæ. | - - - - - | spectans, <i>Walk.</i> |

303. DASYPOGON FOSSIUS.

*Dasygogon Fossius, Cat. of Diptera, Pt. 2, 366.*

304. DASYPOGON SPECTANS.

*Dasygogon spectans, Diptera Saundersiana, Pt. 2, 88.*

Group 2.

See page 430.

- |  |       |                         |
|--|-------|-------------------------|
| A. Alæ fulvæ aut fulvo strigatæ.                               |       |                         |
| A. Thorax non vittatus.  |       |                         |
| A. Thorax flavo-fuscus.  | - - - | Copreus, <i>Walk.</i>   |
| B. Thoracis discus niger.                                      | - - - | festinans, <i>Walk.</i> |
| <i>b. Femora ferruginea.</i>                                   |       |                         |
| B. Thorax vittatus.  |       |                         |
| A. Thorax niger, vittis duabus ferrugineis.                    |       | occidens, <i>Walk.</i>  |
| B. Thorax fuscus, vittis duabus ferrugineis.                   | -     | Silanus, <i>Walk.</i>   |
| C. Thorax ferrugineus, vittis quatuor nigris.                  |       | Carvilius, <i>Walk.</i> |
| D. Thorax flavus, vittis quatuor piceis.                       | -     | inscens, <i>Walk.</i>   |
| E. Thorax ferrugineus, vittis tribus nigris.                   | -     | Allia, <i>Walk.</i>     |
| F. Thorax fulvus, vittis tribus nigris.                        | - -   | Carus, <i>Walk.</i>     |
| G. Thorax ferrugineus, vittis tribus piceis.                   |       | Volcatus, <i>Walk.</i>  |
| H. Thorax fulvus, vittis tribus piceis, ferrugineo marginatis. |       | Potitus, <i>Walk.</i>   |

## B. Alæ limpidæ.

A. Thorax vittis quinque nigris. - - - Anemetus, *Walk.*B. Thorax vittis tribus nigris. - - - Phalna, *Walk.*

C. Thorax vittis tribus piceis.

A. Abdomen ferrugineum, maculis nigris, fasciisque fulvis.  
Cerretanus, *Walk.*B. Abdomen piceum, fasciis ferrugineis lateribusque fulvis.  
Ægon, *Walk.*

## 305. DASYPOGON COPREUS.

Dasygogon Copreus, *Cat. of Diptera*, Pt. 2, 326.

## 306. DASYPOGON FESTINANS.

Dasygogon festinans, *Diptera Saundersiana*, Pt. 2, 92.

## 307. DASYPOGON OCCIDENS.

Dasygogon occidens, *Diptera Saundersiana*, Pt. 2, 91.

## 308. DASYPOGON SILANUS.

Dasygogon Silanus, *Cat. of Diptera*, Pt. 2, 326.

## 309. DASYPOGON CARVILIUS.

Dasygogon Carvilius, *Cat. of Diptera*, Pt. 2, 341.

## 310. DASYPOGON INSERENS.

Dasygogon inserens, *Diptera Saundersiana*, Pt. 2, 91.

## 311. DASYPOGON VOLCATIUS.

Dasypogon Volcatius, *Cat. of Diptera*, 2, 336.

## 312. DASYPOGON POTITUS.

Dasypogon Potitus, *Cat. of Diptera*, 2, 327.

## 313. DASYPOGON ANEMETUS.

Dasypogon Anemetus, *Cat. of Diptera*, 2, 330.

## 314. DASYPOGON PHALNA.

Dasypogon Phalna, *Cat. of Diptera*, 2, 331.

## 315. DASYPOGON CERRETANUS.

Dasypogon Cerretanus, *Cat. of Diptera*, 2, 328.

## 316. DASYPOGON ÆGON.

Dasypogon Ægon, *Cat. of Diptera*, Pt. 2, 329.

## Group 3.

See page 469.

## 317. DASYPOGON ACRATUS.

Dasypogon Acratus, *Cat. of Diptera*, Pt. 2, 349.

## 318. DASYPOGON GARAMAS.

Dasypogon Garamas, *Cat. of Diptera*, 2, 346.

## Group 4.

See page 430.

## 319. DASYPOGON NUMICIUS.

*Dasygogon Numicius*, *Cat. of Diptera*, Pt. 2, 335.

## 320. DASYPOGON ALLIA.

*Dasygogon Allia*, *Cat. of Diptera*, Pt. 2, 334.

## 321. DASYPOGON CARUS.

*Dasygogon Carus*, *Cat. of Diptera*, Pt. 2, 334.

## Group 5.

Corpus elongatum, fere nudum, setis nonnullis lateralibus. Facies plana. Mystax setis plurimis elongatis attenuatis. Pedes validi, setosi, breviusculi. Alæ abdomine breviores.

Fore fork of the cubital vein forming near its base a slightly obtuse angle, which emits a short branch, almost straight from thence to near its tip, where it is slightly curved forward; hind fork united to the first externo-medial near the border; first and second externo-medial veins straight; third forming a hardly obtuse angle with the præbrachial, joining the fourth at some distance from the border. Subanal united to the anal near the border.

## 322. DASYPOGON MARICUS.

*Dasygogon Maricus*, *Cat. of Diptera*, Pt. 2, 350.

## Group —?

- A. Thorax niger.  
 A. Thorax fascia alba. - - - - luctuosus, *Macq.*  
 B. Thorax fasciis quatuor fulvis. - - - - annulatus, *Macq.*  
 B. Thorax fuscus. - - - - gracilis, *Macq.*  
 C. Thorax pallidus, vittis fuscis.  
 A. Abdomen fuscum. - - - - angustiventris, *Macq.*  
 B. Abdomen nigrum, fasciis luteis. - - - - decorus, *Macq.*

## 323. DASYPOGON LUCTUOSUS.

*Niger; mystax albus; thorax albo fasciatus et maculatus; abdomen utrinque punctis quinque albis; alæ fuscæ, lineæ alba.*

*Dasygogon luctuosus, Macq. Dipt. Exot. i. 2, 39, 16.*

Allied to *D. albo-notatus, Wied.*

## 324. DASYPOGON ANNULATUS.

*Fœm. Niger; thorax fulvo quadrivittatus; abdominis segmenta fulvo fasciata; pedes fulvi; alæ subcinereæ.*

*Dasygogon annulatus, Macq. Dipt. Exot. i. 2, 38, 14.*

## 325. DASYPOGON GRACILIS.

*Fœm. Gracilis, niger; antennæ basi coarctatæ; thorax fuscus; abdomen nitidum; pedes fusco-fulvi; alæ rufescentes.*

*Dasygogon gracilis, Macq. Dipt. Exot. i. 2, 39, 15, pl. 3, f. 4.*

## 326. DASYPOGON ANGUSTIVENTRIS.

*Mas. Flavidus; mystax flavus; thorax vittis fuscis; abdomen angustum, elongatum, fuscum; pedes fulvi; alæ flavidæ, apice subfuscæ.*

*Dasygogon angustiventris, Macq. Dipt. Exot. Suppl. 1, 65, 43, pl. 6, f. 9.*

## 327. DASYPOGON DECORUS.

Fœm. *Luteus; thorax fusco vittatus; abdomen nigrum, luteo fasciatum; pedes fulvi, femoribus posterioribus basi nigris; alæ fuscæ, fulvo bimaculatæ.*

*Dasygogon decorus, Macq. Dipt. Exot. i. 2, 40, 17, pl. 3, f. 1.*

## Div. II. Tibiæ anticæ non calcaratæ.

## Group 1.

*Microstylum, Macq.*

## 328. DASYPOGON APHIDAS.

*Dasygogon Aphidas, Cat. of Diptera, Pt. 2, 306.*

Var.? *Niger; abdomen fulvum; alæ fuscæ.*

*Microstylum rufiventre, Macq. Dipt. Exot. i. 2, 31, 10.*

## Group 2.

Group of *D. Scheno.* See p. 455.

## 329. DASYPOGON AGATHYLLUS.

*Dasygogon Agathyllus, Cat. of Diptera, Pt. 2, 319.*

## Group 3.

*Discocephalæ* affinis. Corpus fere nudum. Caput breve. Facies plana. Mystax setis quatuor apud epistoma. Proboscis brevis, subarcuata. Pedes breves, graciles, parum setosi. Alæ sat longæ.



Fore fork of the cubital vein almost straight, slightly curved near each end; hind fork hardly undulating; first externo-medial vein undulating; second, third and fourth hardly undulating; third very remote from the fourth. Subanal joining the anal very far from the border.

### 330. DASYPOGON COON.

*Dasygogon Coon*, *Cat. of Diptera*, Pt. 2, 353.

#### Group 4.

*Corpus validum.* *Caput subtus et thoracis latera dense hirta.* *Facies apud epistoma subconvexa.* *Mystax setis plurimis.* *Proboscis robusta, recta.* *Antennarum articulus 3us lanceolatus, vix stylatus.* *Alæ abdomine vix longiores.*

Forks of the cubital vein rather short; fore fork much curved near its base, nearly straight from thence to its tip; hind fork slightly inclined towards the first externo-medial vein; first and second externo-medial veins almost straight; third inclined towards the fourth, but at some distance from it on the border. Subanal united to the anal on the border.

### 331. DASYPOGON BARRUS.

*Dasygogon Barrus*, *Cat. of Diptera*, Pt. 2, 353.

#### Group 5.

*Corpus parvum, fere nudum.* *Facies fere plana.* *Mystax dense setosus.* *Proboscis longiuscula.* *Pedes validi, breviusculi, hirti, setosi.* *Alæ abdomine paullo breviores.*

Forks of the cubital vein and the four externo-medial veins nearly straight; third externo-medial remote from the fourth. Subanal near the anal on the border.

### 332. DASYPOGON APHIDNUS.

*Dasygogon Aphidnus*, *Cat. of Diptera*, Pt. 2, 360.

## Group — ?

- A. Alæ nigræ. - - - - - funebris, *Macq.*  
 B. Alæ fuscæ. - - - - - fuscipennis, *Macq.*  
 C. Alæ hyalinæ. - - - - - claripennis, *Macq.*

## 333. DASYPOGON FUNEBRIS.

Mas. *Ater, gracilis; thorax albo lineatus; alæ nigræ, basi postice hyalinæ.*

*Dasygogon funebris, Macq. Dipt. Exot. i. 2, 47, 32.*

## 334. DASYPOGON FUSCIPENNIS.

Mas. *Niger; alæ fuscæ.*

*Microstylum fuscipennis, Macq. Dipt. Exot. i. 2, 30, 9.*  
*Dasygogon nigricauda, Var. ? Wied.*

## 335. DASYPOGON CLARIPENNIS.

Fœm. *Niger; facies alba; mystax flavicans; alæ hyalinæ, venis externo-mediis 3a et 4a non connexis.*

*Dasygogon claripennis, Macq. Dipt. Exot. i. 2, 47, 33.*

## Div. — ?

- A. Thorax niger.  
 A. Alæ nigræ. - - - - - Nomada, *Wied.*  
 B. Alæ fuscæ. - - - - - lugubris, *Wied.*  
 C. Alæ flavescentes, antice fuscæ. - - - - - Histrio, *Wied.*  
 D. Alæ limpidæ. - - - - - nitens, *Wied.*  
 B. Thorax canescens, fusco vittatus. - - - - - tæniatus, *Wied.*  
 C. Thorax flavidus.  
 A. Antennæ ferruginæ. - - - - - fenestratus, *Wied.*  
 B. Antennæ nigræ. - - - - - difficilis, *Wied.*

## 336. DASYPOGON NOMADA.

Fœm. *Ater; antennæ elongatæ; abdomen saturate flavum, basi albo cinctum; alæ nigræ, basi limpide.*

*Dasygogon Nomada*, *Wied. Auss. Zweifl.* i. 397, 49.

## 337. DASYPOGON LUGUBRIS.

*Fuliginoso-niger; alæ fuscæ. Mas.—Abdomen basi album, apice nigrum. Fœm.—Abdomen ferruginosum.*

*Dasygogon lugubris*, *Wied. Auss. Zweifl.* i. 384, 28.

## 338. DASYPOGON HISTRIO.

Fœm. *Niger; antennæ, thoracis anguli, scutellum, abdominis fasciæ pedesque saturate flava; alæ subflavescentes, dimidio costali fusco.*

*Dasygogon Histrio*, *Wied. Auss. Zweifl.* i. 400, 54.

## 339. DASYPOGON NITENS.

Fœm. *Niger, flavido hirtus; abdomen utrinque vitta marginali olivaceo-fluvida; tibiæ flavæ; alæ limpide.*

*Dasygogon nitens*, *Wied. Auss. Zweifl.* i. 408, 67.

## 340. DASYPOGON TÆNIATUS.

Mas. *Canescens; antennæ ferruginæ; thorax fusco vittatus; abdomen macula singuli segmenti quadrata fusca, antice vitta utrinque rubida; pedes ferrugini, nigro-fusco varii; alæ subflavescentes.*

*Dasygogon tæniatus*, *Wied. Auss. Zweifl.* i. 373, 11.

## 341. DASYPOGON FENESTRATUS.

Fœm. *Flavidus*; antennæ omnino ? ferruginæ; thorax vix vittatus; abdomen ferruginosum; pedes flavi, femoribus supra nigris; alæ fuscæ, vitta ad basim limpidissima.

*Dasygogon fenestratus*, *Wied. Auss. Zweifl.* i. 377, 18.

## 342. DASYPOGON DIFFICILIS.

*Flavidus*; antennæ nigræ; thorax vix vittatus; abdomen nigricans, incisuris ferrugineis; pedes flavi, femoribus supra nigris; alæ fuscæ, vitta ad basim limpidissima.

*Dasygogon difficilis*, *Wied. Auss. Zweifl.* i. 378, 19.

## Genus 4. PSEUDORUS.

Antennarum articulus 3us dilatatus, 1o et 2o conjunctim fere triplo longior. Thoracis dorsum gibbosum, antice porrectum.

*Pseudorus*, *Diptera Saundersiana*, Pt. 2, 103.

Third externo-medial vein approaching very near to the fourth on the border of the wing; subanal united to the anal at some distance from the border.

## 1. PSEUDORUS PICEUS.

*Pseudorus piceus*, *Diptera Saundersiana*, Pt. 2, 103, pl. 4, f. 5.  
South America.

## Genus 5. BRACHYRHOPALA.

Corpus breve, fere nudum. Mystax simplex. Proboscis porrecta. Palpi breves, tenues. Antennæ vix capitis longitudine, basi vix villosæ; articulus 3us 1o triplo longior, supra fere rectus, subtus paullo convexus, basi attenuatus. Abdomen obclavatum. Tibiæ anticæ calcaratæ. Alarum venæ externo-medie 3a et 4a apud marginem remotæ; subnalis et analis valde approximatae, non conjunctæ.

*Brachyrhopala*, *Macq. Dipt. Exot. Suppl.* 2, 35.

Forks of the cubital vein and the four externo-medial veins almost straight; third externo-medial very remote from the fourth; subanal near the anal on the border.

### 1. BRACHYRHOPALA RUFICORNIS.

Fœm.? *Nigra, nitida; antennæ pedesque fulva; scutellum testaceum; abdomen fasciis flavis; alæ dimidio costali fuscane.*

*Brachyrhopala ruficornis*, *Macq. Dipt. Exot. Suppl.* 2, 36, 1, pl. 1, f. 7.

a. Tasmania. From Mr. Saunders' collection.

### Genus 6. EUSCELIDIA.

Caput mediocre, transversum, thorace parum latius. Proboscis porrecta acuta, capitis longitudine. Palpi breves, seta longitudinis proboscidis terminati, facies parum obliqua, epistomate barbato. Antennæ breves, graciles, articulo 3o duobus basalibus conjunctim fere duplo longiore, apice acuminato, arista brevi, setiformi, subarticulata. Thorax brevis, ovatus. Alæ subangustæ. Abdomen longum, gracile, clavatum, basi hirsutum. Pedes anteriores graciles. Femora postica clavata, valde hirsuta, tibiis posticis elongatis subrectis; tarsis omnibus raptoriiis, 1o articulis subtus spinosis, ultimo majori subincurvo, unguibus valde elongatis et acutis.

*Euscelidia*, *Westw. Trans. Ent. Soc. Lond.* v. 232.

### 1. EUSCELIDIA RAPAX.

*Nigra, thoracis latera cinerea; abdomen fulvo fasciatum, femora postica tibiaque fulva.*

*Euscelidia rapax*, *Westw. Trans. Ent. Soc. Lond.* v. 232, pl. 23, f. 4.

Tropical Africa?

## Genus 7. DOLICHODES.

Caput non depressum: antennæ arista brevi: abdomen longissimum, non petiolatum.

Dolichodes, *Macq. Dipt. Exot.* i. 2, 49.

General structure of the wing-veins like that of *Dasypogon*. Third externo-medial vein inclined towards the fourth, but at some distance from it on the border; subanal united to the anal on the border.

## 1. DOLICHODES FERRUGINEUS.

Mas. *Ferrugineus*; thorax fusco trivittatus; abdominis incisuræ pallidæ; alæ flavescens.

Dolichodes ferruginca, *Macq. Dipt. Exot.* i. 2, 49, 1, pl. 4, f. 1.

Brazil.

## Genus 8. DISCOCEPHALA.

Caput depressum; antennæ arista brevi; abdomen longitudine mediocri, non petiolatum.

Discocephala, *Macq. Dipt. Exot.* i. 2, 50.

Dasypogon, *Fabr.*; *Wied.*

Structure of the wing-veins like that of *Dasypogon*. Third externo-medial vein remote from the fourth on the border; subanal united to the anal.

North America.

## 1. DISCOCEPHALA RUFIVENTRIS.

*Fusca*, palpi et mystax fulvi; antennæ nigrae; abdomen et pedes fulva; alæ nigricantes.

Discocephala rufiventris, *Macq. Dipt. Exot.* i. 2, 50, 1, pl. 4, f. 2.  
Dasypogon *Æta*, *Cat. of Diptera*, Pt. 2, 362.

Carolina.

## 2. DISCOCEPHALA AMASTRIS.

*Dasygogon amastris*, *Cat. of Diptera*, Pt. 2, 362.

Fore fork of the cubital vein almost straight, slightly curved at its base; hind fork and first externo-medial vein straight; second externo-medial slightly curved; third inclined towards the fourth, but remote from it on the border; subanal joining the anal on the border.

## Mexico.

## 3. DISCOCEPHALA NITIDUS.

*Lutea, nigro vittata; abdomen utrinque albidum; alæ infumatae.*

*Dasygogon nitidus*, *Wied. Auss. Zweifl.* ii. 643, 60.

## South America.

- |   |         |                          |
|---|---------|--------------------------|
| A. Thorax dorso rufo.                           | - - - - | rufithorax, <i>Wied.</i> |
| B. Thorax flavo quadrivittatus.                 | - - - - | oculata, <i>Fabr.</i>    |
| C. Thorax flavo bivittatus.                     | - - - - | albo-atra, <i>Walk.</i>  |
| D. Thorax totus ater.                           |         |                          |
| A. Alæ limpidæ, triente basilari nigra.         | - -     | nigrita, <i>Fabr.</i>    |
| B. Alæ nigro-fuscæ, triente apicali sublimpida. |         | apicalis, <i>Walk.</i>   |

## 4. DISCOCEPHALA RUFITHORAX.

*Niger; thoracis dorsum et femora anteriora rufa; alæ fusco-nigræ, dimidio apicali pallidiore.*

*Dasygogon rufithorax*, *Wied. Auss. Zweifl.* i. 410, 72.

Brazil.

Var.  $\beta$ . *Femora anteriora nigra. Alæ dimidio apicali limpido.*

a. Parà. From Mr. Bates' collection.

## 5. DISCOCEPHALA OCLATA.

*Nigro-fusca* ; thorax vittis duabus margineque luteis ; alæ fusæ.

*Dioctria oculata*, *Fabr. Syst. Antl.* 151, 12.

*Dasyogon oculatus*, *Wied. Dipt. Exot.* i. 230, 31 ; *Auss. Zweifl.* i. 412, 76.

*Dasyogon Agalla*, *Cat. of Diptera*, Pt. 2, 361.

Fore fork of the cubital vein almost straight, slightly curved at its base ; hind fork and the first and second externo-medial veins straight ; third remote from the fourth, which is very slightly undulating ; subanal united to the anal very near the border.

Brazil.

## 6. DISCOCEPHALA ALBO-ATRA.

*Discocephala albo-atra*, *Diptera Saundersiana*, Pt. 2, 100, pl. 3, f. 8.

a. Brazil. From Mr. Saunders' collection.

## 7. DISCOCEPHALA NIGRITA.

*Atra* ; alæ limpide, triente basilari nigra.

*Dioctria nigrita*, *Fabr. Syst. Antl.* 152, 13. *Wied. Dipt. Exot.* i. 180, 2 ; *Auss. Zweifl.* i. 366, 4.

South America.

## 8. DISCOCEPHALA APICALIS.

*Atra* ; alæ nigro-fusæ, triente apicali sublimpida, apice fusca.

Body, antennæ and legs black. Wings blackish brown ; apical third part nearly limpid, with the exception of the extreme tips, which are brown. Length of the body  $2\frac{3}{4}$  lines ; of the wings 6 lines.

a. West Coast of America. Presented by Capt. Kellett and Licut. Wood.



## Africa.

## A. Abdomen apice nigrum aut cinereum.

A. Tibiæ nigræ. - - - - - caffra, *Macq.*B. Tibiæ testaceæ. - - - - - tibialis, *Macq.*B. Abdomen apice fulvum. - - - - - analis, *Macq.*C. Abdomen rufum. - - - - - imbuta, *Walk.*

## 9. DISCOCEPHALA CAFFRA.

*Nigra*; *mystax albidus*; *thorax flavo hirtus*; *abdomen cinereum*; *alæ fuscæ.*

Discocephala caffra, *Macq. Dipt. Exot. Suppl.* 1, 70, 4.

Caffraria.

## 10. DISCOCEPHALA TIBIALIS.

Fœm. *Nigra*; *thorax cinereus*, *vittis nigris*; *tibiæ testaceæ*; *alæ fuscæ.*

Discocephala tibialis, *Macq. Dipt. Exot. Suppl.* 1, 69, 2.

Caffraria.

## 11. DISCOCEPHALA ANALIS.

*Nigra*; *mystax albidus*; *abdomen apice tibiæque fulva*; *alæ fuscæ.*

Discocephala analis, *Macq. Dipt. Exot. Suppl.* 1, 69, 3.

Port Natal.

## 12. DISCOCEPHALA IMBUTA.

Mas. *Niger*; *thorax vittis tribus cinereis*; *abdomen rufum*; *pedes robusti, nitidi, tibiis rufescentibus apice nigris*; *alæ nigro-fuscæ.*

*Male.* Black. Head with black hairs in front, with pale tawny hairs behind and beneath. Thorax with three slight gray

stripes and with tawny hairs; hinder part ferruginous. Abdomen red, thickly clothed with long and short red hairs; tip black. Legs stout, shining; femora slightly incrassated; tibiæ subclavate, reddish black towards the tips; metatarsi long, slightly dilated; unguis and onychia of moderate size; middle tibiæ with short stout spurs. Wings blackish brown, rather paler along the hind border. Halteres yellow. Length of the body 5 lines; of the wings 10 lines.

a. Port Natal. From Mr. Stevens' collection.

### East Indies.

#### 13. DISCOCEPHALA PRYTANIS.

*Dasygogon Prytanis*, *Cat. of Diptera*, Pt. 2, 363.

Forks of the cubital vein and the four externo-medial veins nearly straight; third externo-medial vein remote from the fourth. Subanal vein united to the anal very far from the border.

### Genus 9. CABASA.

Antennarum articulus 2us 1o multo brevior; 3us linearis, subarcuatus, 1o et 2o conjunctim multo longior.

*Cabasa*, *Diptera Saundersiana*, Pt. 2, 100.

Forks of the cubital vein and the four externo-medial veins nearly straight; third externo-medial vein slightly inclined towards the fourth, but at some distance from it on the border; subanal nearly joining the anal on the border.

#### 1. CABASA PULCHELLA.

*Niger*; *thorax ruber*; *abdomen naris violaceum*; *ala fusca*.

*Dasygogon pulchellus*, *Macq. Dipt. Exot. Suppl.* 1. 62, 37, pl. 7, f. 9.

Tasmania.

Var. *Cabasa rufithorax*, *Diptera Saundersiana*, Pt. 2, 100, pl. 3, f. 5.

a. New South Wales. From Mr. Saunders' collection.

## 2. CABASA VENNO.

*Dasyogon Venno*, *Cat of Diptera*, Pt. 2, 359.

## Genus 10. SENOBASIS.

Antennæ arista brevi. Oculi remoti. Abdomen petiolatum. Alæ areola mediastinali aperta.

*Senobasis*, *Macq. Dipt. Exot.* i. 2, 52, 9.

Third externo-medial vein united to the fourth, and subanal vein united to the anal, at some distance from the border.

## 1. SENOBASIS ANALIS.

Mas. *Nigra*; antennæ basi testaceæ; thoracis latera fulvo vittata; abdomen fulvum, apice nigrum; pedes fulvi; alæ flavida, apice fusca.

*Senobasis analis*, *Macq. Dipt. Exot.* i. 2, 53, 1, pl. 5, f. 1.

Brazil.

## 2. SENOBASIS FENESTRATA.

Fœm. *Nigra*; thoracis latera, scutellum, abdomen basi, pedesque fulva; alæ fusca.

*Senobasis fenestrata*, *Macq. Dipt. Exot.* i. 2, 53, 2.

Brazil.

## Genus 11. PLESIOMMA.

Antennæ breves. Oculi fere contigui. Abdomen petiolatum. Alæ areola mediastinali aperta.

*Plesiomma*, *Macq. Dipt. Exot.* i. 2, 54, 10.

Third externo-medial vein much inclined to the fourth, and approaching near to it on the border; subanal united to the anal very near the border.

## 1. PLESIOMMA TESTACEA.

Mas. *Testacea* ; antennæ *fulvæ* ; thorax *nigro subvittatus* ; abdomen *fulvum, fusco fuscium* ; pedes *fulvi, tibiis posticis femoribusque fuscis* ; tibiæ *basi flavæ* ; alæ *fuscæ*.

*Plesiomma testacea*, Macq. *Dipt. Exot.* i. 2, 55, 1, pl. 5, f. 2.

## 2. PLESIOMMA NIGRA.

Mas et Fœm. *Nigra* ; abdomen *cyaneo-nigrum* ; pedes *obscuri fusi* ; alæ *flavidæ, basi costaque fuscis*.

*Plesiomma nigra*, Macq. *Dipt. Exot.* i. 2, 55, 2.  
*Dasypogon fuliginosus?* Wied.

Brazil.

## A D D E N D A

---

Page 386.

### DIOCTRIA OCHROCERA.

*Subcinerea; mystax niger; antennarum articuli duo terminales ochraceo-lutei; thoracis dorsum subbilineatum; abdomen nigrum nitidum, segmentis 2—5 postice utrinque linea transversa alba; tibiæ apice tarsique pilis intermixtis rufis; alæ ad costam subfumosæ; halteres flavi.*

Dioctria ochrocera, *Duf. Ann. Soc. Ent. Fr. 2me Sér. x. 9, pl. 1, No. 1, f. 21—23.*

Madrid.

Page 389.

### Genus PHELLUS.

*Mystax densissime setosus. Proboscis brevis, recta, valida. Antennarum articulus 1us 2o duplè longior; 3us sublinearis; arista brevissima, 1o plus triplo longior. Abdomen basi longe pilosum. Pedes pilosi; tibiæ tarsique postica ciliata.*

Phellus, *Dipteru Saundersiana*, Pt. 2, 110.

Fore fork of the cubital vein slightly curved, emitting a long branch towards the base of the wing; hind fork very slightly undulating; first and second externo-medial veins very slightly curved; third forming a hardly acute angle with the præbrachial, joining the fourth at a long distance from the border; subanal joining the anal very far from the border.

This genus is very nearly allied to *Dasypogon*, and especially to the group *Microstylum*.

1. PHELLUS GLAUCUS.

Phellus glaucus, *Diptera Saundersiana*, Pt. 2, 110, pl. 4, f. 6.

a, b. Swan River. From Dr. Bacon's collection.

Page 424.

DASYPOGON TRIFASCIATUS.

a. United States? From Mr. Saunders' collection.

Page 428.

DASYPOGON? CEPHICUS.

*Nigra; facies argentea; arista biarticulata.*

*Dasypogon cephicus*, Say, *Journ. Acad. Nat. Sci. Philad.* vi. 158.  
Mexico.

DASYPOGON NITIDUS.

*Luteus, nigro vittatus; abdomen utrinque albidum; pedes nigrofusci, femoribus basi flavescens; alæ infumata.*

*Dasypogon nitidus*, Wied. *Auss. Zweifl.* ii. 643, 60.  
Mexico.

Page 432.

DASYPOGON RUFIVENTRIS.

Var.? *Nigra; facies testacea; abdomen rufum, basi maculisque dorsalibus nigricantibus, femora anteriora obscure rufa; femora tibiaeque postica rufa, apice nigra; alæ cinereæ, venis nigris basi et apud costam fulvis.*

Body stout, thinly pubescent, nearly bare. Face slightly convex towards the epistoma. Mystax with a few hairs and bristles.

Proboscis stout, lanceolate. Third joint of the antennæ tapering from the base to the tip, which is very pointed and slender. Abdomen long-obconical. Legs stout. Forks of the cubital vein and first and second externo-medial veins nearly straight; third externo-medial inclined towards the fourth, but at some little distance from it on the border; subanal joining the anal on the border.

a. Parâ. From Mr. Bates' collection.

Page 433.

DASYPOGON EXAMINANS.

a. Parâ. From Mr. Stevens' collection.

Page 433.

DASYPOGON LEPTOGASTER.

*Fuscus; abdomen pallidius, basi coarctatum; alæ ad marginem anticum late et sordide ferruginæ, postice hyalinæ.*

Laphria leptogaster, *Perty, Delect. Anim. Artic. Bras.* 130, pl. 36, f. 2.

Bahia.

DASYPOGON COARCTATUS.

*Ferrugineus; thorax fuscus, lateribus scutelloque flavis stria media ferruginea; abdomen basi coarctatum, segmentorum 3o ad 7um marginibus posticis flavis; alæ subferruginæ, obsolete fusco nubilæ.*

Laphria coarctata, *Perty, Delect. Anim. Artic. Bras.* 131, pl. 36, f. 4.

Dasyponon castaneus? *Macq.*

Rio Negro.

Page 433.

Group 4.

Corpus fere nudum. Facies plana. Mystax setis sex aut octo. Proboscis longiuscula, lanceolata. Antennarum articulus 3us sub-

clavatus, 10 et 20 conjunctim vix longior. Abdomen longi-lanceolatum. Pedes validi, setis paucis.

Forks of the cubital vein and the four externo-medial veins nearly straight; third externo-medial slightly inclined towards the fourth, but remote from it on the border.

#### DASYPOGON DISCOLOR.

*Obscure fuscus; caput, thoracis vittæ duæ, pectus et venter albido tomentosa; antennæ et pedes nigra, hi testaceo varii; alæ subcinereæ.*

Dark brown. Head, pectus, under side of the abdomen and coxæ with whitish tomentum. Proboscis and antennæ black. Thorax with two stripes of whitish tomentum. Legs black; tibiæ and under side of the femora testaceous; tips of the anterior tibiæ and apical half of the hind femora black. Wings slightly grayish; veins black. Halteres testaceous. Length of the body  $3\frac{1}{2}$  lines; of the wings 6 lines.

Page 473.

Group *Microstylum*, Macq.

See page 451.

#### DASYPOGON SORDIDUS.

*Nigro-fuscus; antennæ nigrae; pectus canum; abdomen fulco-fuscum; alæ cinereo-fuscae.*

Blackish brown. Head with black hairs behind, with white hairs beneath. Mystax with a few white bristles. Antennæ black. Pectus hoary. Abdomen tawny brown, pubescent, and with whitish hairs, which are most prevalent towards the base. Sexualia piceous. Legs with whitish hairs and with black bristles; onychia tawny. Wings grayish brown; veins black. Length of the body 11 lines; of the wings 16 lines.

a. China. From Mr. Stevens' collection.

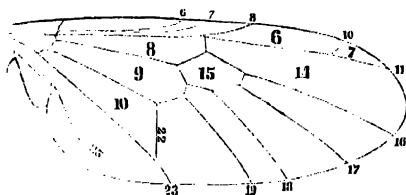


*Page 486.*

**DASYPOGON PHALNA.**

*a.* Santarem. From Mr. Bates' collection.

Fig. A.—SARGUS.



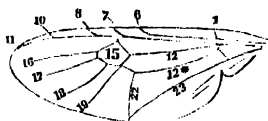
AREOLETS.

- |                  |                |
|------------------|----------------|
| 6. Cubital, 1st. | 10. Anal.      |
| 7. Cubital, 2nd. | 14. Subapical. |
| 8. Præbrachial.  | 15. Discal.    |
| 9. Pobrachial.   |                |

VEINS.

- |   |  |
|---|--|
| 6. Mediastinal vein.                        | 11. Second branch vein, or 2nd cubital vein. |
| 7. Subcostal vein.                          | 16—19. Externo-medial veins.                 |
| 8. Radial vein.                             | 22. Subanal vein.                            |
| 10. First branch vein, or 1st cubital vein. | 23. Anal vein.                               |
|   | 25. Subaxillary vein.                        |

Fig. B.—SARGUS CEPHARIVS.



AREOLET.

15. Discal.

VEINS.

- |                         |                              |
|-------------------------|------------------------------|
| 1. Humeral veinlet.     | 12. Præbrachial vein.        |
| 6. Mediastinal vein.    | 12*. Pobrachial vein.        |
| 7. Subcostal vein.      | 16—19. Externo-medial veins. |
| 8. Radial vein.         | 22. Subanal vein.            |
| 10. First branch vein.  | 23. Anal vein.               |
| 11. Second branch vein. |                              |



Fig. C.—NEMOTELUS PANTHERINUS.



AREOLETS.

14. Subapical.

15. Discal.

6. Mediastinal vein.

12\*. Pobrachial vein.

7. Subcostal vein.

16-19. Externo-medial veins.

8. Radial vein.

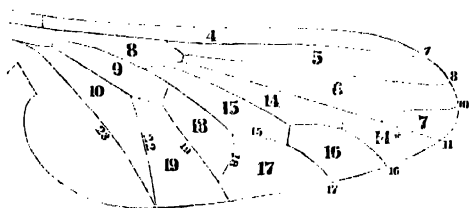
22. Subanal vein.

9. Cubital vein.

23. Anal vein.

12. Præbrachial vein.

Fig. D.—CYRTUS.



AREOLETS.

4. Mediastinal.

10. Anal.

5. Radial.

11. Subapical.

6. Cubital, 1st.

14\*. Second Subapical.

7. Cubital, 2nd.

15. Discal.

8. Præbrachial.

16-19. Externo-medial.

9. Pobrachial.

7. Subcostal vein.

15. Discal veinlet.

8. Radial vein.

16-19. Externo-medial vein

10. First branch vein.

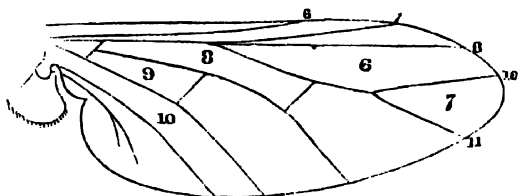
22. Subanal vein.

11. Second branch vein.

23. Anal vein.



Fig. E.—ACROCERA.



AREOLETS.

- |                  |                |
|------------------|----------------|
| 6. Cubital, 1st. | 9. Pobrachial. |
| 7. Cubital, 2nd. | 10. Anal.      |
| 8. Præbrachial.  |                |

VEINS.

- |                        |                         |
|------------------------|-------------------------|
| 6. Mediastinal.        | 11. Second branch vein. |
| 7. Subcostal vein.     | 22. Subanal vein.       |
| 8. Radial vein.        | 23. Anal vein.          |
| 10. First branch vein. |                         |

Fig. F.—HENOPS.



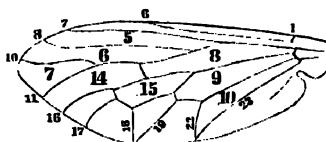
AREOLETS.

- |                  |                |
|------------------|----------------|
| 6. Cubital, 1st. | 9. Pobrachial. |
| 8. Præbrachial.  | 10. Anal.      |

- |                    |                   |
|--------------------|-------------------|
| 7. Subcostal vein. | 22. Subanal vein. |
| 8. Radial vein.    | 23. Anal vein.    |
| 9. Cubital vein.   |                   |



Fig. G.—*DASYPOGON PUNCTATUS*.

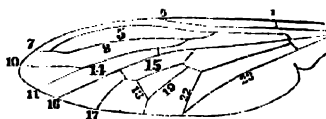


AREOLETS.

- |                  |                |
|------------------|----------------|
| 5. Radial.       | 9. Pobruchial. |
| 6. Cubital, 1st. | 10. Anal.      |
| 7. Cubital, 2nd. | 14. Subapical. |
| 8. Prebrachial.  | 15. Discal.    |

- |                        |                              |
|------------------------|------------------------------|
| 1. Humeral veinlet.    | 11. Second branch vein.      |
| 6. Mediastinal vein.   | 16—19. Externo-medial veins. |
| 7. Subcostal vein.     | 22. Subanal vein.            |
| 8. Radial vein.        | 23. Anal vein.               |
| 10. First branch vein. |                              |

Fig. H.—*LAPHRIA GILVA*.



AREOLETS.

- |                |             |
|----------------|-------------|
| 5. Radial.     | 15. Discal. |
| 14. Subapical. |             |

VEINS.

- |                        |                              |
|------------------------|------------------------------|
| 1. Humeral veinlet.    | 11. Second branch vein.      |
| 6. Mediastinal vein.   | 16—19. Externo-medial veins. |
| 7. Subcostal vein.     | 22. Subanal vein.            |
| 8. Radial vein.        | 23. Anal vein.               |
| 10. First branch vein. |                              |





LIST  
OF THE  
SPECIMENS  
OF  
DIPTEROUS INSECTS  
IN  
THE COLLECTION  
OF THE  
BRITISH MUSEUM.

---

PART VII.  
SUPPLEMENT III.

---

PRINTED BY ORDER OF THE TRUSTEES.  
LONDON, 1855.

---

LONDON :  
PRINTED BY EDWARD NEWMAN,  
9, DEVONSHIRE ST., BISHOPSGATE.

---

## INTRODUCTION.

---

THE principal object of the present Catalogue has been to give a complete list of the specimens of Dipterous Insects contained in the collection of the British Museum, indicating at the same time the peculiarities of each, as regards variations of character, locality, and the source from whence it has been derived. With this view, the different individuals of each species contained in the collection are indicated by the letters *a, b, c, &c.*, following the name of the species and its synonyms, and the description, if it appeared to have been before undescribed.

The Catalogue of Dipterous Insects has been prepared and the new species described by Mr. FRANCIS WALKER, F.L.S., so well known for his attention to this order of Insects.

This part contains a revision of the rest of the family *Asilidæ*, with a description of the species added since the former parts were printed.

JOHN EDWARD GRAY.

*British Museum,*

*March 19th, 1855.*



# LIST OF DIPTERA.

## SECOND SERIES.

### PART III.

#### Sub-family 3. LAPHRITES.

Ocelli tres. Antennæ 3-articulatæ; arista sæpissime nulla.  
Alarum vena radialis subcostali ad apicem connexa.

Laphritæ, *Macq.*

A. Caput mystax nullo. - - - 1. Megapoda, *Macq.*

B. Caput mystacinum.

A. Oviductus brevis.

a. Antennæ capite medio insertæ.

a. Antennarum articulus 3us nudus.

i. Corpus non punctatum. Alarum venula discalis et  
vena externo-media 3a disjunctæ.\*

1. Abdomen basi non contractum.

\* Femora postica anterioribus valde crassiora.

† Palpi lati, ovati, acuminati.

2. Hoplistomera, *Macq.*

†† Palpi gracillimi. - - 3. Lampria, *Macq.*

\*\* Femora postica anterioribus non crassiora.

† Arista nulla.

‡ Antennarum articulus 3us 1o paullo longior.

6. Nusa, *Walk*

---

\* In Laphriâ scapulari conjunctæ.

- ‡ Antennarum articulus 3us 1o multo longior.  
 § Fœminæ abdomen apice spinosum. 5. Scandon, *Walk.*  
 §§ Fœminæ abdomen apice non spinosum.  
 \* Antennæ non capitatæ. - - - 4. Laphria, *Meig.*  
 \*\* Antennæ capitatæ. - - - 7. Ampyx, *Walk.*  
 †† Arista distincta. - - - 8. Laphystia, *Loew.*
2. Abdomen petiolatum.  
 \* Antennæ valde elongatæ. 9. Rhopalogaster, *Macq.*  
 \*\* Antennæ mediocriter longæ. 10. Michotamia, *Macq.*
- ii. Corpus sæpissime punctatum.  
 † Alarum venula discalis et vena externo-media 3a plus minusve conjunctæ. 11. Atomosia, *Macq.*  
 †† Alarum venula discalis et vena externo-media 3a disjunctæ. - - - 12. Cormansis, *Walk.*
- b. Antennarum articulus 3us villosus. 13. Laxenecera, *Macq.*  
 B. Antennæ capite infimo insertæ. 14. Tapinocera, *Macq.*  
 B. Oviductus elongatus. Venæ cubitalis ramus anticus ramulum rejiciens. - - - - - 15. Phoneus, *Macq.*

### Genus 1. MEGAPODA.

Caput mystace nullo. Epistoma bisetosum. Proboscis porrecta. Antennæ triarticulatæ, non stylatæ; articulus 3us obtusus. Pedes longi; onychia conspicua. Alæ areola mediastinali clausa.

Laphria, p., *Fabr.*; *Wied.*

Dasypogon, p., *Perty.*

Megapoda, *Macq. Hist. Nat. Dipt. i. 288.*

Wings long, narrow. Fore fork of the cubital vein undulating; hind fork and first externo-medial slightly curved hindward, parallel to each other; second externo-medial nearly straight; third forming a very oblique angle with the præbrachial, joining the fourth at some distance from the border. Subanal united to the anal very near the border.

### Mexico.

#### 1. MEGAPODA CYANEIVENTRIS.

Fœm. *Nigra; antennæ testaceæ; abdomen cyaneum; pedes fuscî, tarsi posticis crassis hirtis; alæ subfusce.*

Megapoda cyaneiventris, *Macq. Dipt. Exot. Suppl. i. 71, 3, pl. 7, f. 12.*

Mexico.

## South America.

## 2. MEGAPODA LABIATA.

*Nigra, nudiuscula; labrum flavum; abdomen chalybeum; tarsi antici flavi; alæ fusæ.*

*Laphria labiata, Fabr.*

## 3. MEGAPODA CRASSITARSIS.

*Mas. Testacea; pedes elongati, tarsi postici crassis hirtis; alæ flavide.*

*Megapoda crassitarsis, Macq. Dipt. Exot. Suppl. 1, 70, 2, pl. 7, f. 11.*

Brazil.

## Genus 2. HOPLISTOMERA.

Corpus non punctatum. Caput mystace conspicuo. Proboscis porrecta. Palpi lati, ovati, acuminati. Antennæ triarticulatæ, non stylatæ, insertione solita; articulus 3us nudus, obtusus. Abdomen non petiolatum. Oviductus brevis. Femora postica anterioribus multo crassiora. Alarum vena cubitalis ramo antico simplici.

*Hoplistomera, Macq. Dipt. Exot. i. 59.*

*Laphria, p., Fabr.; Wied.*

Body pubescent, with very few hairs and bristles. Face flat. Mystax with a few bristles. Proboscis short, stout, straight, lanceolate. Third joint of the antennæ linear, slender, very much longer than the first and the second together. Hind femora very thick, armed beneath with teeth. Radial vein curved abruptly to the subcostal. Fore fork of the cubital much curved, its curve nearly parallel to that of the radial; hind fork curved hindward, joining the first externo-medial at a short distance from the border; second externo-medial straight; third forming an almost right angle with the præbrachial, joining the fourth far from the border. Subanal united to the anal very near the border.

## 1. HOPLISTOMERA SERRIPES.

*Nigra, fulvo hirta; femora postica incrassata serrata; alæ fusco bifasciata.*

*Laphria serripes, Fabr.*

Guinea. Gambia. Senegal.



## Genus 3. LAMPRIA.

Corpus non punctatum. Caput mystace conspicuo. Proboscis perfecta. Palpi tenuissimi. Antennæ triarticulatæ, non stylatæ, insertione solita; articulus 3us nudus, obtusus. Abdomen non petiolatum. Oviductus brevis. Femora postica anterioribus multo crassiora. Alarum vena cubitalis ramo antico simplici.

Lampria, *Macq. Dipt. Exot.* i. 2, 60.

Laphria, p., *Fabr.*; *Wied.*

Body metallic, almost bare. Face convex towards the epistoma. Mystax with a few bristles. Proboscis long, straight. Third joint of the antennæ nearly linear, slightly tapering at each end, much longer than the first and second together. Thorax with gilded tomentum. Fore fork of the cubital vein curved, nearly angular towards its base; hind fork nearly straight, slightly inclined towards the first externo-medial; second externo-medial straight; third forming an obtuse angle with the præbrachial and joining the fourth far from the border. Subanal joining the anal near the border.

## Mexico.

## 1. LAMPRIA MEXICANA.

Mas. *Viridis, nitens; mystax niger; abdomen basi orichalceum; ala nigra.*

*Lampria mexicana*, *Macq. Dipt. Exot. Suppl.* 2, 37, 3.

- |                     |   |   |   |   |   |                           |
|---------------------|---|---|---|---|---|---------------------------|
| A. Abdomen auratum. | - | - | - | - | - | clavipes, <i>Fabr.</i>    |
| B. Abdomen viride.  | - | - | - | - | - | Macquartii, <i>Perty.</i> |
| C. Abdomen rufum.   | - | - | - | - | - | Tolmides, <i>Walk.</i>    |

## 2. LAMPRIA CLAVIPES.

*Aurata; thorax apice niger; pedes ænei, femoribus posticis clavatis dentatis.*

*Laphria clavipes*, *Fabr.*

a. Tapayos, Brazil. From Mr. Bates' collection.

## 3. LAMPRIA MACQUARTII.

*Nigra; oculi albo semicincti; thorax aureo-cupreus; abdominis dorsum viride; femora postica subtus dentata; alæ nigro-fusæ.*

*Laphria Macquartii, Perty.*

## 4. LAMPRIA TOLMIDES.

*Laphria Tolmides, Cat. of Diptera, Pt. 2, 377.*

Asia.

## 5. LAMPRIA ÆNEA.

*Chalybea; mystax auratus; abdomen incisuris utrinque albis; alæ nigro-fusæ.*

*Laphria ænea, Fabr. Syst. Antl. 161, 23. Wied. Dipt. Exot. i. 238, 11; Auss. Zweifl. i. 515, 28.*

*Laphria colorata, Boisd. Voy. de l'Astrolabe, Atlas, Ent. pl. 12, f. 11.*

*Lampria ænea, Macq. Dipt. Exot. i. 2, 61, 1, pl. 6, f. 1.*

Java. Amboina. Solomon's Isles. New Zealand.

a, b. Java. From the East India Company's collection.

## 6. LAMPRIA AURIBARBIS.

*Mas. Violacea; mystax barbaque aurata; pedes flavo pilosi; alæ antice hyalinæ, postice fusæ.*

*Lampria auribarbis, Macq. Dipt. Exot. Suppl. 3, 22, 4.*

Java.

## Genus 4. LAPHRIA.

Corpus non punctatum. Caput mystace conspicuo. Proboscis porrecta. Antennæ triarticulatæ, non stylatæ, insertione solita; articulus 3us nudus obtusus. Abdomen non petiolatum. Oviductus brevis. Femora postica anterioribus non crassiora. Alarum vena cubitalis furca antica simplici.

*Laphria, Fabr. Syst. Antl.; Latr.; Fall.; Wied.; Meig.; Curt; Macq.; Zell.; Loew; Zett.*

*Asilus p., Linn.; Geoffr.; Deg.; Fabr. Ent. Syst.; Schr.; Gmel. Laphria et Chærades, Walk.*

## Europe.

- A. Alarum vena radialis et venæ cubitalis furca antica venula transversa conjunctæ. - - - maroccana, *Fabr.*
- B. Alarum vena radialis et venæ cubitalis furca antica non conjunctæ. Venæ cubitalis furca postica et vena externo-media la disjuncta.
- A. Pedes nigri.
- A. Thoracis abdominisque latera flavida. Tibiæ albo hirtæ.  
pallidipennis, *Brullé.*
- B. Caput et abdomen aureo pilosa. - - - aurea, *Fabr.*
- C. Abdominis segmenta 4um et 5um aureo tomentosa.  
dizonias, *Loew.*
- D. Abdominis segmenta tria antica nigro pilosa, tria postica flavido tomentosa. - - - gibbosa, *Linn.*
- E. Nigro pilosa; thorax postice et scutellum flavido pilosa.  
cphippium, *Fabr.*
- F. Flavo hirta; pilis nigris admixtis; maculæ humerales nullæ.  
flava, *Linn.*
- G. Nigra; abdominis dorsum fulvo tomentosum.
- a. Alæ fuscescentes.
- i. *Mystax flavescens.* - - - ignea, *Meig.*
- ii. *Mystax niger.* - - - limbata, *Macq.*
- b. Alæ fulvescentes. - - - gilva, *Linn.*
- H. Nigra; thorax postice et abdomen flavo villosa.  
flavescens, *Macq.*
- I. Nigra; abdominis segmenta 3o ad 6um utrinque fulva.  
dinidiata, *Loew.*
- J. Nigra; abdominis dorsum postice fulvo maculatum.  
erythrura, *Loew.*
- K. Aureo pilosa; maculæ humerales albicantes.  
proboscidea, *Loew.*
- L. Nigra; maculæ humerales nigricantes. marginata, *Linn.*
- M. Flavo pilosa; maculæ humerales nullæ. auribarbis, *Meig.*
- N. Fulvo hirsuta; femora postica externe nigro villosa.  
vulpina, *Meg.*
- O. Fulvo villosa; abdomen fasciis nigris. - - - lutea, *Meg.*
- P. Abdomen fulvo hirsutum, basi album. - - - fulva, *Meig.*
- Q. Abdominis incisuræ albo villosæ. - - - cincta, *Fabr.*
- R. Abdomen incisuris fulvis, basi albidum.
- a. *Mystax niger.* - - - funbriata, *Meig.*
- b. *Mystax flavicans.* - - - inserta, *Loew.*
- S. Abdomen fulvo hirtum, lateribus nigro maculatis.  
albibarbis, *Meig.*
- T. Nigra; femora incrassata.
- a. Facies alba. - - - femorata, *Meig.*



## 3. LAPHRIA AUREA.

*Obscure rufo-picea ; caput et abdomen aureo pilosa.*

*Asilus aurea*, *Fabr. Ent. Syst.* iv. 378, 11 ; *Meig. Klass. Zweifl.* i. 166, c.

*Laphria aurea*, *Fabr. Syst. Antl.* 158, 9.

South France. Greece. Asia Minor.

## 4. LAPHRIA DIZONIAS.

*Fœm. Obscure rufo-picea ; facies abdominisque segmenta 4um et 5um aureo tomentosa ; alæ antice fulvescentes, postice cinerascens.*

*Laphria dizonias*, *Loew, Linn. Ent.* ii. 542, 3.

Telmessus, Sicily.

## 5. LAPHRIA GIBBOSA.

*Mas et Fœm. Nigra ; abdominis segmenta tria anteriora nigro pilosa, tria posteriora flavido tomentosa.*

*Asilus gibbosus*, *Linn.*

North and Central Europe. South Russia.

## 6. LAPHRIA EPHIPIUM.

*Mas et Fœm. Nigra, nigro pilosa ; thorax postice et scutellum flavido pilosa ; alæ ad costam fuscescentes ; halteres fuscii.*

*Laphria ephippium*, *Fabr.*

North and Central Europe.

## 7. LAPHRIA FLAVA.

*Mas et Fœm. Nigra, flavo hirta, pilis nigris in capite, thoracis parte anteriore, femoribusque admixtis ; maculæ humerales nullæ ; alæ venis infuscatis ; halteres flavi.*

*Asilus flavus*, *Linn.*

North and Central Europe.

## 8. LAPHRIA IGNEA.

*Nigra ; mystax flavescens, setis nonnullis nigris ; abdominis dorsum breviter fulvo tomentosum ; alæ fuscescentes ; halteres fulvi.*

*Laphria ignea*, *Meig.*

North and Central Europe.

## 9. LAPHRIA LIMBATA.

Mas. *Nigra*; *facies albido tomentosa*; *mystax totus niger*; *thorax cinereo hirtus*; *abdomen læte fulvo hirtum, marginibus nigris*; *alæ fuscæ, basi limpidæ.*

*Laphria limbata*, Macq. *Hist. Nat. Dipt.* i. 287, 31.

France.

## 10. LAPHRIA GILVA.

Mas et Fœm. *Nigra*; *mystax niger, pilis nonnullis albis*; *abdominis dorsum breviter fulvo tomentosum*; *alæ fulvescentes*; *halteres fulvi.*

*Asilus gilvus*, Linn.

North and Central Europe.

## 11. LAPHRIA FLAVESCENS.

Mas. *Nigra*; *mystax barbaque flava*; *thorax postice abdomineque flavo villosa.*

*Laphria flavescens*, Macq. *Dipt. Exot.* i. 2, 69, 16.

Pyrenees.

## 12. LAPHRIA DIMIDIATA.

Fœm. *Nigra*; *abdominis segmenta 3o ad 6um utrinque fulva*; *alæ hyalinæ, apices versus subcinereæ.*

*Laphria dimidiata*, Loew, Linn. *Ent.* ii. 550, 9.

Mermeriza, Asia Minor.

## 13. LAPHRIA ERYTHRURA.

Fœm. *Nigra*; *abdominis dorsum postice fulvo maculatum, sed parce et breviter nigro pilosum.*

*Laphria erythrura*, Loew, Linn. *Ent.* ii. 552, 10.

Mermeriza, Asia Minor.

## 14. LAPHRIA PROBOSCIDEA.

Fœm. *Nigra, aureo pilosa*; *mystax setis nigris flavo admixtis*; *maculæ humerales albicantes*; *alæ cinereo fuscæ.*

*Laphria proboscidea*, Loew, Linn. *Ent.* ii. 554, 11.

Germany. Italy.

## 15. LAPHRIA MARGINATA.

Mas et Fœm. *Nigra; mystax concolor; maculæ humerales albicantes.*

*Asilus marginatus*, Linn.

*Laphria marginata*, Guér. *Icon. Règne Anim. Ins.* pl. 94, f. 2.

North and Central Europe.

## 16. LAPHRIA AURIBARDIS.

Mas et Fœm. *Nigra, flavo pilosa, maculis humeralibus nullis; antennarum articulus 2us partem 4am 1i æquans; alæ antice fuscæ; halteres fulvi.*

*Laphria auribarbis*, Meig. *Zweifl.* ii. 292, 8. *Macq. Hist. Nat. Nat. Dipt.* i. 283, 12.

Central and Southern Europe, and Asia Minor.

## 17. LAPHRIA VULPINA.

*Fulvo hirsuta; femora postica externe nigro villosa; alæ fuscæ; halteres fuscæ.*

*Laphria vulpina*, Megerle; Meig. *Zweifl.* ii. 289, 4.

Austria.

## 18. LAPHRIA LUTEA.

*Fulvo villosa; abdomen fasciis nigris; alæ strigis fuscescentibus; halteres fuscæ.*

*Laphria lutea*, Megerle; Meig. *Zweifl.* ii. 290, 6.

Austria.

## 19. LAPHRIA FULVA.

*Nigra; facies alba; mystax fulvo-nigroque varius; abdomen fulvo hirsutum, basi album; alæ fuscæ; halteres fulvi.*

*Laphria fulva*, Meig. *Zweifl.* ii. 292, 9, pl. 20, f. 21. *Macq. Hist. Nat. Dipt.* i. 283, 13.

France. Germany.

## 20. LAPHRIA CINCTA.

*Nigra; mystax pallide flavus; abdominis incisuræ albo villosæ; alæ nigricantes, basi hyalinæ; halteres flavi.*

*Asilus cinctus*, *Fabr. Sp. Ins.* ii. 465, 29; *Ent. Syst.* iv. 387, 51.  
*Gmel. ed. Syst. Nat.* i. 5, 2899, 36.

*Asilus fuliginosus*, *Panz. Faun. Ins. Germ.* liv. 21. *Meig. Klass. Zweifl.* i. 272, x.

*Laphria cincta*, *Fabr. Syst. Antl.* 163, 31. *Meig. Zweifl.* ii. 299, 24. *Macq. Hist. Nat. Dipt.* i. 284, 16.

Austria.

## 21. LAPHRIA FIMBRIATA.

*Mas. Atra; facies alba; mystax niger; humeri plurisque maculis tomentosis signata; abdominis incisuræ ad latera aureo tomentosæ; segmentum lumbi cum scutello et extrema thoracis parte albo pilosum.*

*Laphria fimbriata*, *Meig. Zweifl.* ii. 293, 10. *Macq. Hist. Nat. Dipt.* i. 287, 32. *Loew, Linn. Ent.* v. 412.

France. Hungary. Baunat.

## 22. LAPHRIA URSULA.

*Atra; facies et mystax flavicantia; thorax antice nigro, postice flavo, pilosus; pleuræ immaculatæ; abdominis incisuræ ad latera albido pilosa.*

*Laphria ursula*, *Loew, Linn. Ent.* v. 414.

Russia.

## 23. LAPHRIA ALBIBARDIS.

*Nigra; mystax albus; abdomen fulvo hirtum, lateribus nigro maculatis; alæ fuscescentes; halteres nigri.*

*Laphria albibarbis*, *Meig. Zweifl.* ii. 295, 14, pl. 20, f. 22, 23.

Germany?

## 24. LAPHRIA FEMORATA.

*Nigra; facies alba; mystax niger; femora postica incrassata; alæ fuscescentes; halteres flavi.*

*Laphria femorata*, *Meig. Zweifl.* ii. 297, 18. *Macq. Hist. Nat. Dipt.* i. 283, 15, 25.

Germany?



## 25. LAPHRIA PODAGRICA.

*Nigra; facies flava; mystax niger; femora postica incrassata; alæ fuscescentes; halteres flavi.*

*Laphria podagrica*, Meig. *Zweifl.* ii. 297, 19.

*D. femorata*, var. ?

Germany?

## 26. LAPHRIA CHRYSOCEPHALA.

*Nigra, nitida; facies aurea; mystax niger; abdominis incisura albo villosæ; alæ apices versus nigricantes; halteres flavi.*

*Laphria chrysocephala*, Meig. *Zweifl.* ii. 299, 23.

Chamounix.

## 27. LAPHRIA ANTHRAX.

*Nigra, nitida; scutellum cinereo villosum; alæ venis infuscatis; halteres fuscæ.*

*Laphria Anthrax*, Meig. *Zweifl.* ii. 300, 25.

France?

## 28. LAPHRIA UNGULATA.

*Aterrima; facies et mystax alba; scutellum canum; alæ fusco-flavæ.*

*Laphria unguata*, Pallas; *Wied. Zool. Mag.* i. 2, 39. Meig. *Zweifl.* ii. 304, 32.

South Russia.

## 29. LAPHRIA DIOCTRIÆFORMIS.

*Nigra, nitida; facies alba; mystax niger; abdominis segmenta tria anticæ cano villosa; alæ fuscæ, basi subhyalina; halteres fulvi.*

*Laphria dioctriæformis*, Megerle; Meig. *Zweifl.* ii. 300, 26.

Austria.

## 30. LAPHRIA NITIDULA.

*Nigra, hirta; facies et mystax albida; abdominis segmenta utrinque albido; alæ dimidio apicali fuscescentes; halteres flavi.*

*Asilus nitidulus*, Fabr. *Ent. Syst.* iv. 386, 44. Meig. *Klass. Zweifl.* i. 269, m.

*Laphria nitidula*, *Fabr. Syst. Antl.* 162, 24. *Meig. Zweifl.* ii. 303, 30.

Italy.

31. LAPHRIA NIGRIPENNIS.

*Nigra, nitida; mystax supra niger subtus albus; alæ fusco-nigræ; halteres fuscæ.*

*Laphria nigripennis*, *Megerle; Meig. Zweifl.* ii. 301, 27.

Austria.

32. LAPHRIA? LANIGERA.

*Atra, nitida, albido mollissime longeque villosum; antennæ articulis quatuor, uristaque brevissima setiformi; abdomen supra brevissime pilosum; alæ hyalinæ, venis testaceis.*

*Laphria lanigera*, *Duf. Ann. Sci. Nat.* xxx. 217, 10.

Spain.

33. LAPHRIA VIOLACEA.

*Nigra, nitida; barba nigra; abdomen violaceum; alæ fuscescentes.*

*Asilus violaceus*, *Fabr. Sp. Ins.* ii. 462, 13; *Ent. Syst.* iv. 381, 21. *Gmel. ed. Syst. Nat.* i. 5, 2897, 24.

*Laphria violacea*, *Fabr. Syst. Antl.* 159, 14. *Meig. Zweifl.* ii. 302, 29. *Macq. Hist. Nat. Nat. Dipt.* i. 286, 24.

Germany.

34. LAPHRIA VENATRIX.

*Mas. Chalybeo-nigra; antennarum articulus 1us perlongus; alæ subcineræ.*

*Laphria venatrix*, *Loew, Linn. Ent.* ii. 562, 16.

Syracuse, Sicily.

35. LAPHRIA RUFIPES.

*Mas et Fœm. Nigra; femora tibiæque rufa; alæ subfusca.*

*Laphria rufipes*, *Fall. Dipt. Suec. Asil.* 66. *Meig. Zweifl.* ii. 299, 22. *Zett. Dipt. Scand.* i. 163, 7. *Loew, Linn. Ent.* ii. 560, 14.

North Europe and the Mountains of Central Europe.

## 36. LAPHRIA LAPPONICA.

*Fœm. Nigra, tenuiter cinereo pubescens; facies utrinque niveo pilosa; mystax niger; barba alba; femora intermedia plerumque basi, femora tibiæque postica omnino rufa; alæ fuscæ.*

Laphria rufipes, Zett. *Ins. Lapp.* 77, 103, 217; *Ins. Lapp.* 506, 3.

Laphria lapponica, Zett. *Dipt. Scand.* i. 164, 8. Loew, *Linn. Ent.* ii. 561, 15.

Lapland. Siberia.

## 37. LAPHRIA COARCTATA.

*Nigra; caput albido villosum; frons flavescens; antennæ ferrugineæ; abdomen atrum, nitidum, segmentis coarctatis, 2o 3o 4oque supra utrinque lineola transversa alba; pedes nigri, cinereo villosi, tibiis basi testaceis; alæ basi subtestaceæ.*

Laphria coarctata, Duf. *Ann. Sci. Nat.* xxx, 217, 11.

Madrid, Spain.

## 38. LAPHRIA SCUTELLARIS.

*Nigra; scutellum albidum; pedes rufo-ochracei; alæ subflavescentes; halteres sordide flavi.*

Laphria scutellaris, Hoffm.; Meig. *Zweifl.* ii. 296, 17.

Portugal.

## 39. LAPHRIA TIBIALIS.

*Nigra, nitida; abdomen incisuris albo villosis; pedes fulvi, femoribus nigris; alæ subnigricantes; halteres fulvi.*

Laphria tibialis, Megerle. Meig. *Zweifl.* ii. 298, 21.

Austria.

## 40. LAPHRIA GLAUCIA.

*Nigra, tomentosa; abdomen apud segmenta 2um 3umque fascia glauca, reliquis margine flavo; pedes fulvi; alæ fuscæ.*

Asilus glaucius, Fabr. *Ent. Syst.* iv. 386, 46. Meig. *Klass. Zweifl.* i. 269, n.

Laphria glaucia, Fabr. *Syst. Antl.* 163, 30. Meig. *Zweifl.* ii. 303, 31.

Italy.

## 41. LAPHRIA FLAVICINCTA.

*Nigra, flavo hirta; abdomen fasciis sinuatis aurantiacis; pedes fulvescentes; alæ basi flavo-fuscescentes; halteres flavi.*

*Laphria flavicincta, Hoffm. Meig. Zweifl. ii. 296, 16.*

Portugal.

## 42. LAPHRIA ATRA.

*Nigra; barba albidâ; abdomen chalybeum; alæ fuscescentes.*

*Asilus ater, Linn.*

North and Central Europe.

## North America.

## A. Corpus non metallicum.

## A. Corpus et pedes nigra.

- A. Cinereo hirta; abdomen nigro hirtum. melanopogon, *Wied.*
- B. Scoriaceo nigra; caput et pedes nigro hirta. dorsata, *Say.*
- C. Thorax sulphureo hirsutus. - - - thoracica, *Fabr.*
- D. Thorax aurario pilosus. - - - flavicollis, *Say.*
- E. Thorax abdominisque apex aurario pilosa. posticata, *Say.*
- F. Flavo hirta; scutellum, abdominis segmentum Ium, anus et pedes postici nigro hirta. - - - tergissa, *Say.*
- G. Flavo hirta; abdomen apice nigro hirtum. analis, *Macq.*
- H. Flavido hirta; pedes nigro hirti. - Terræ Novæ, *Macq.*
- I. Flavo hirta; pedes postici nigro hirti. - flavipila, *Macq.*
- J. Caput, thorax, et pedes flavido hirta; abdominis dimidium apicale fulvo hirtum. - - - lasipes, *Wied.*
- K. Thorax flavo hirtus, fascia abbreviata nigra; abdomen basi lateribusque flavo hirtis. - - - Georgina, *Wsed.*
- L. Fulvo hirta. - - - - - sericea, *Say.*

## B. Corpus aut pedes plus minusve pallida.

- A. Thorax fulvo bivittatus. Abdomen aurantiacum. saffrana, *Fabr.*
- B. Thorax albo vittatus. - - - pyrrhacra, *Wied.*
- C. Thorax cinereo vittatus. - - - glabrata, *Say.*
- D. Abdomen rufo-fuscum. - - - megacera, *Macq.*
- E. Abdominis dorsum ferrugineum. - - - æatus, *Walk.*
- F. Abdomen apice fulvum. - - - fulvicauda, *Say.*
- G. Abdomen rufum. - - - Antæa, *Walk.*
- H. Abdomen rubrum; tibiæ basi pallidæ. rubriventris, *Macq.*
- I. Pedes rufi. - - - Sadales, *Walk.*

## B. Corpus plus minusve metallicum.

A. Nigro-cærulescens. - - - melanogaster, *Wied.*B. Nigro-viridis. Abdomen nigro-cærulescens. pygmæa, *Macq.*

## C. Nigro-ænea.

A. Alæ subfuscæ. - - - Alcanor, *Walk.*

## B. Alæ limpidaæ.

a. Tibiæ non clavatæ. - - - Sacrator, *Walk.*b. Tibiæ posticæ clavatæ. - - - Echemon, *Walk.*

The North American species comprise the following groups.

## Group 1.

Corpus pilosissimum, sat gracile. Facies apud epistoma convexa. Mystax setis plurimis longis. Proboscis recta, linearis. Antennarum articulus 3us longifusiformis, 1o et 2o conjunctim multo longior. Pedes validi, hirsutissimi; femora crassa.

Body very hairy, rather slender. Face convex towards the epistoma. Mystax with long and very numerous bristles. Proboscis straight, linear. Third joint of the antennæ elongate-fusiform, much longer than the first and the second together. Legs stout, very hairy; femora thick. Fore fork of the cubital vein slightly undulating; hind fork and the first externo-medial very slightly curved, parallel to each other; second externo-medial straight, third forming an obtuse angle with the præbrachial, joining the fourth far from the border. Subanal united to the anal very near the border.

*Laphria* *Æatus*.

## Group 2.

Corpus pilosissimum latiusculum. Facies apud epistoma subconvexa. Mystax setis plurimis longis. Proboscis recta, linearis. Antennarum articulus 3us linearis, gracilis, articulis 1o et 2o conjunctim multo longior. Pedes validi, hirsutissimi; femora crassa.

Body very hairy, rather broad. Face slightly convex towards the epistoma. Mystax with long and very numerous bristles. Proboscis straight, linear. Third joint of the antennæ linear, slender, very much longer than the first and the second together. Legs stout, very hairy; femora thick. Wing-veins like those of the first group.

*Laphria* *tergissa*, *L. posticata*, *L. thoracica*, *L. sericea*, *L. Sacrator*,  
*L. lasipes*, *L. Alcanor*.

## Group 3.

**Corpus** latum, crassum, non setosum. **Caput** hirsutissimum. **Facies** apud epistoma subconvexa. **Mystax** densissime setosus; **Proboscis** recta, crassa. **Antennarum** articulus 3us longus, basi apiceque subattenuatus, 1o et 2o conjunctim multo longior. **Thoracis** latera hirta. **Abdomen** cingulis pilosis. **Pedes** pilosi, breves, valde robusti; femora incrassata, apud apices subsetosa.

**Body** broad, thick, without bristles. **Head** very hairy. **Face** slightly convex towards the epistoma. **Mystax** very thickly setose. **Proboscis** straight, very stout. **Third joint** of the antennæ long, slightly tapering at each end, much longer than the first and second joints together. **Thorax** hairy on each side. **Abdomen** with hairy bands. **Legs** hairy, short, very stout; femora very thick, with a few bristles towards the tips. **Fore branch** of the cubital vein much curved near the base, slightly curved from thence to the tip; hind branch and first externo-medial straight and parallel to each other; second externo-medial straight; third forming a nearly right angle with the præbrachial, and joining the fourth very far from the border. **Subanal** joining the anal near the border.

*Laphria saffrana.*

## Group 4.

**Fem.** **Corpus** nudum, mediocriter latum. **Facies** apud epistoma valde convexa. **Mystax** setis plurimis. **Proboscis** recta, linearis, longiuscula. **Antennarum** articulus 3us longissimus, sublinearis, basi apiceque subattenuatus, 1o et 2o conjunctim duplo longior. **Femora** crassa, postica subtus spinosa.

**Fem.** **Body** bare, moderately broad. **Face** very convex towards the epistoma. **Mystax** with several bristles. **Proboscis** straight, linear, rather long. **Third joint** of the antennæ very long, nearly linear, slightly tapering towards each end, about twice the length of the first and second together. **Femora** thick; hind femora spinose beneath. **Wings** moderately long and broad. **Fore fork** of the cubital vein undulating; hind fork curved towards the first externo-medial, but remote from it on the border; first and second externo-medial veins straight; third curved, forming an obtuse angle with the præbrachial, joining the fourth far from the border. **Subanal** joining the anal close to the border.

*Laphria Antæa.*

## Group 5.

Corpus angustum, lineare, fere nudum. Facies apud epistoma convexa. Mystax sat dense setosus. Proboscis recta, valida, linearis. Pedes validi, breviusculi, parce setosi et pilosi. Alæ breves.

Body narrow, linear, nearly bare. Face convex towards the epistoma. Mystax with rather numerous bristles. Proboscis straight, stout, linear. Legs stout, rather short, with a few short hairs and bristles. Wings short. Fore fork of the cubital vein slightly undulating; hind fork nearly straight, slightly inclined towards the first externo-medial, but remote from it on the border; first and second externo-medial veins straight; third forming an obtuse angle with the præbrachial and joining the fourth far from the border. Subanal joining the anal very near the border.

Laphria Sadales.

## 43. LAPHRIA MELANOPOGON.

Fœm. *Nigra*; occiput, thorax et pedes cinereo hirta; facies et abdomen nigro hirta; alæ subfuscescentes.

Laphria melanopogon, Wied. Auss. Zweifl. i. 520, 36.

Kentucky.

## 44. LAPHRIA DERSATA.

*Scoriacco-nigra*; caput et pedes cinereo hirta; alarum venæ fusco limbatæ.

Laphria dersata, Say, American Entomology, 1, pl. 6. Wied. Auss. Zweifl. i. 506, 12.

Pennsylvania.

## 45. LAPHRIA THORACICA.

*Hirsuta, atra*; thorax sulphureus; alæ fuscanæ.

Laphria thoracica, Fabr. Syst. Antl. 158, 10. Wied. Dipt. Exot. i. 236, 8; Auss. Zweifl. i. 511, 21. Macq. Dipt. Exot. i. 2, 68, 14.

United States. West Indies.

## 46. LAPHRIA FLAVICOLLIS.

Mas. *Nigra*; thorax aurario pilosus; alæ cinereæ.

*Laphria flavicollis*, Say, *Long's Exped. to St. Peter's River, Append.*  
374, 2. *Wied. Auss. Zweifl.* i. 519, 34.

*Laphria melanopogon*, Mas. ?

Pennsylvania.

47. LAPHRIA POSTICATA.

Mas. *Nigra*; *thorax et abdominis apex aurario pilosa*; *alæ cinereæ*.

*Laphria posticata*, Say, *Long's Exped. to St. Peter's River, Append.*  
374, 1. *Wied. Auss. Zweifl.* i. 518, 32. *Macq. Dipt. Exot.*  
i. 2, 69, 17.

Pennsylvania, Carolina.

48. LAPHRIA TERGISSA.

*Nigra, flavo hirta*; *scutellum, abdominis segmentum 1um, anus pedesque postici nigro hirta*; *alæ flavidæ*.

*Laphria tergissa*, Say.

United States.

49. LAPHRIA ANALIS.

*Nigra, flavo hirsuta*; *abdomen apice nigrum*; *alæ fusæ areolarum discis hyalinis*.

*Laphria analis*, *Macq. Dipt. Exot.* i. 2, 68, 15.

Boreal America.

50. LAPHRIA TERRÆ NOVÆ.

Fœm. *Nigra*; *caput, thorax et abdomen flavido hirta*; *pedes nigro hirti*; *alarum venæ fusco marginatæ*.

*Laphria Terræ Novæ*, *Macq. Dipt. Exot.* i. 2, 69, 18.

Newfoundland.

51. LAPHRIA FLAVIPILA.

*Nigra, flavo pilosu*; *antennarum articulus 3us sat elongatus, non obtusus*; *pedes postici nigro pilosi*; *alæ fusæ, basi flavescentes*.

*Laphria flavipila*, *Macq. Hist. Nat. Dipt.* i. 282, 8.

United States.



## 52. LAPHRIA LASIPES.

Mas. *Nigra*; caput, thorax et pedes flavido hirta; abdominis dimidium apicale fulvo hirtum; alarum venæ subfusco limbatae.

*Laphria lasipes*, Wied.

Kentucky.

## 53. LAPHRIA GEORGINA.

*Nigra*; thorax flavo hirtus, fascia abbreviata nigra; abdomen basi lateribusque flavo hirtis; alæ fuscæ.

*Laphria Georgina*, Wied. *Dipt. Exot.* i. 235, 6; *Auss. Zweifl.* i. 506, 13.

Georgia.

## 54. LAPHRIA SERICEA.

Mas. *Nigra*, fulvo hirta; mystax flavidus; tibiæ posticæ nigro hirtæ; alæ limpidae, venis flavido limbatis.

*Laphria sericea*, Say, *Journ. Acad. Philad.* iii. 74, 4; *Amer. Ent. pl.* 6. Wied. *Auss. Zweifl.* i. 508, 16.

Pennsylvania.

## 55. LAPHRIA SAFFRANA.

*Nigra*; antennæ, pedes thoracisque limbis et vittæ duæ fulvæ; abdomen aurantiacum; alæ fuscæ.

*Laphria saffrana*, Fabr.

North America.

## 56. LAPHRIA PYRRHACRA.

*Nigra*; thorax albo vittatus; abdomen utrinque maculis albis, segmenti 2i apice sequentibusque rubido-flavis; alæ flavescentes.

*Laphria fulvicauda*, Say, *Journ. Acad. Philad.* iii. 53, 1; *Amer. Entomol. pl.* 6.

*Laphria pyrrhacra*, Wied. *Auss. Zweifl.* i. 517, 31.

North America and South America.

## 57. LAPHRIA GLABRATA.

*Nigra, nitida; facies argentea; thoracis margo anticus, vittæ duæ et pectus cinerea; pedes rufo-fusci; femora apud medium, tibiæ apice tarsique obscuriora; alæ hyalinæ, venis fuscis.*

Laphria glabrata, *Say, Journ. Acad. Philad.* iii. 53, 2.  
Philadelphia.

## 58. LAPHRIA MEGACERA.

*Nigra; facies lateribus albis; antennarum articulus 3us elongatus, non tumidus; abdomen rufo-fuscum; femora postica parum incrassata, tuberculis nigris; alæ nigricantes.*

Laphria megacera, *Macq. Hist. Nat. Dipt.* i. 284, 18.  
Philadelphia.

## 59. LAPHRIA ÆATUS.

Laphria Æatus, *Cat. of Diptera*, 381.  
United States.

## 60. LAPHRIA FULVICAUDA.

*Nigra; cinereo pilosa; thorax vittatus; abdomen depressum, apice fulvum; alæ nigricantes.*

Laphria fulvicauda, *Say, Journ. Acad. Nat. Sci. Philad.* iii. 53, 1.  
United States.

## 61. LAPHRIA ANTÆA.

*Nigra; frons argentea; abdomen sanguineum; basi nigrum; alæ nigro violacæ.*

Laphria Antæa, *Cat. of Diptera*, Pt. 2, 379.  
Laphria saniosa? *Say, Journ. Acad. Nat. Sci. Philad.* vi. 158.  
British North America.

## 62. LAPHRIA RUBRIVENTRIS.

*Nigra; facies et mystax flavæ; thorax flavo pubescens; abdomen rubrum, basi nigrum; tibiæ basi pullidæ; alæ fuscæ, basi flavescentes.*

Laphria rubriventris, *Macq. Hist. Nat. Dipt.* i. 284, 19.  
Philadelphia.

## 63. LAPHRIA SADALES.

*Laphria Sadales*, *Cat. of Diptera*, Pt. 2, 378.

New York.

## 64. LAPHRIA MELANOGASTER.

*Nigro-cærulescens*; *caput thorax et pedes anteriores flavido hirta*;  
*alarum venæ fuscato limbata.*

*Laphria melanogaster*, *Wied. Dipt. Exot.* i. 236, 7; *Auss. Zweifst.*  
i. 507, 14.

United States. Mexico.

## 65. LAPHRIA PYGMÆA.

*Nigra*; *frons et mystax alba*; *thorax viridi-niger*; *abdomen*  
*cyaneo-nigrum*; *femora et tibiæ basi fulvescentia*; *alæ lim-*  
*pida.*

*Laphria pygmæa*, *Macq. Hist. Nat. Dipt.* i. 287, 30.

Georgia.

## 66. LAPHRIA ALCANOR.

*Laphria Alcanor*, *Cat. of Diptera*, Pt. 2, 383.

Massachusetts.

## 67. LAPHRIA SACRATOR.

*Laphria Sacrator*, *Cat. of Diptera*, Pt. 2, 382.

Nova Scotia.

## 68. LAPHRIA EHEMON.

*Laphria Echemon*, *Cat. of Diptera*, Pt. 2, 386.

Ohio.

West Indies.

## 69. LAPHRIA XANTHOCNEMA.

*Fœm. Nigra*; *abdomen et tibiæ rubida*; *alæ subflavescentes*;  
*venæ cubitalis ramus posticus cum vena externo-media la*  
*junctus.*

*Laphria xanthocnema*, *Wied. Auss. Zweifst.* i. 509, 18. *Macq. Dipt.*  
*Exot.* i. 2, 67, 12.

West Indies. Brazil.

## South America.

## A. Thorax metallicus.

## A. Pedes nigri aut metallici.

## A. Alæ obscuræ.

a. Thorax antice nigro hirtus, postice aurato hirtus.

b. Thorax aurato hirtus.	-	-	-	-	splendens, Macq.
c. Thorax nigro hirtus.	-	-	-	-	dives, Wied.

i. Proboscis recta.	-	-	-	-	Olbus, Walk.
ii. Proboscis arcuata.	-	-	-	-	bimaculata, Walk.

b. Alæ hyalinæ.	-	-	-	-	violacea, Macq.
-----------------	---	---	---	---	-----------------

B. Pedes ferruginei.	-	-	-	-	spinipes, Fabr.
----------------------	---	---	---	---	-----------------

## B. Thorax niger. Abdomen metallicum.

## A. Thorax non vittatus.

## B. Thorax vittis pallidis.

A. Tibiæ albæ.	-	-	-	-	albitibia, Macq.
----------------	---	---	---	---	------------------

## B. Tibiæ non albæ.

a. Antennarum articulus 3us fusiformis.

i. Mystax dense setosus.	-	-	-	-	pyrrhopyga, Wied.
ii. Mystax raro setosus.	-	-	-	-	erythropyga, Wied.

b. Antennarum articulus 3us ellipticus.	-	-	-	-	laticornis, Walk.
---	---	---	---	---	-------------------

## C. Corpus nigrum aut pallidum.

## A. Thorax totus niger.

## A. Abdomen totum nigrum.

a. Alæ hyalinæ, apice subfusæ.	-	-	-	-	Venezuelensis, Macq.
b. Alæ triente basali nigra.	-	-	-	-	hæmorrhœa, Wied.
c. Alæ fuscæ, fascia fulva.	-	-	-	-	fascipennis, Macq.

B. Abdomen basi pallidum.	-	-	-	-	rufipennis, Wied.
---------------------------	---	---	---	---	-------------------

c. Abdomen apice pallidum.	-	-	-	-	appendiculata, Macq.
----------------------------	---	---	---	---	----------------------

d. Abdominis segmenta 6um et 7um pallida.	-	-	-	-	pilipes, Macq.
---	---	---	---	---	----------------

e. Abdomen totum pallidum.	-	-	-	-	
----------------------------	---	---	---	---	--

a. Alæ fuscescentes; areolarum disci sublimpidi.	-	-	-	-	
--	---	---	---	---	--

b. Alæ subflavescentes.	-	-	-	-	croceiventris, Wied.
c. Alæ luteæ dimidio postico apicque cinereis.	-	-	-	-	dichroa, Wied.

	-	-	-	-	proxima, Walk.
--	---	---	---	---	----------------

B. Thorax nigellus, vittis obscurioribus.	-	-	-	-	contusa, Wied.
---	---	---	---	---	----------------

Thorax vittis cinereis aut albis.	-	-	-	-	
-----------------------------------	---	---	---	---	--

A. Abdominis latera nigra.	-	-	-	-	Amandus, Walk.
----------------------------	---	---	---	---	----------------

B. Abdominis latera non nigra.	-	-	-	-	
--------------------------------	---	---	---	---	--

a. Alæ flavescentes.	-	-	-	-	mesoxantha, Wied.
b. Alæ limpidæ, apice cinereæ.	-	-	-	-	erythrogaster, Wied.

c. Thorax cinereus aut canus.	-	-	-	-	
-------------------------------	---	---	---	---	--

i. Pedes nigri.	- - - - -	viduata, <i>Wied.</i>
ii. Pedes pallidi.	- - - - -	pusilla, <i>Macq.</i>
D. Thorax niger, humeris et pleuris pallidis.		mellipes, <i>Wied.</i>
E. Thorax niger, limbo luteo.	- - - - -	xanthopus, <i>Wied.</i>
F. Thorax niger, scutello fulvo.	- - - - -	limbata, <i>Macq.</i>
G. Thorax totus pallidus.		
A. Alæ apice nigræ.	- - - - -	melanura, <i>Wied.</i>
B. Alæ fusco maculatæ.	- - - - -	maculipennis, <i>Macq.</i>

The following groups represent most of the South American species.

#### Group 1.

Corpus metallicolor. Caput et thorax setis nonnullis. Facies valde convexa. Mystax rarus. Proboscis longa valida; recta. Antennarum articulus 3us basi apiceque subattenuatus, 1o et 2o conjunctim multo longior. Pedes validi, pubescentes; femora tibiæque anteriora tarsiue subsetosa.

Head and thorax with a few bristles. Face very convex. Mystax with a few bristles. Proboscis long, stout, straight. Third joint of the antennæ much longer than the first and the second together, slightly tapering towards each end. Legs stout, pubescent; tarsi and anterior femora and tibiæ slightly bristly. Fore branch of the cubital vein undulating; second nearly straight, remote from the first externo-medial; first and second externo-medial veins straight; third curved abruptly hindward and united to the fourth far from the border. Subanal and anal veins united very near the border.

*Laphria Olbus.*

#### Group 2.

Corpus metallicolor, hirsutum et setosum. Facies apud epistoma convexa. Mystax setis plurimis. Proboscis valida, lanceolata, subarcuata, non longa. Antennarum articulus 3us longifusiformis, 1o et 2o conjunctim longior. Pedes validi, pilosi, setosi; femora sat crassa.

Body and legs metallic, rather thickly beset with hairs and bristles. Face convex towards the epistoma. Mystax with numerous hairs and bristles. Proboscis stout, lanceolate, rather short, slightly curved. Third joint of the antennæ elongate-fusiform, longer than the first and the second together. Legs stout, hairy and bristly; femora rather thick. Fore fork of the cubital vein undulating; hind fork and first externo-medial vein slightly curved,

parallel to each other; second externo-medial straight; third forming an almost right angle with the præbrachial, joining the fourth far from the border. Subanal joining the anal very near the border.

*Laphria bimaculata*.

### Group 3.

Corpus metallicolor, fere nudum. Facies apud epistoma subconvexa. Mystax setis paucissimis. Proboscis recta, sat longa. Antennarum articulus 3us sublinearis, basi apiceque subattenuatus, 1o et 2o conjunctim multo longior.

Body metallic, almost bare. Face slightly convex towards the epistoma. Mystax with very few bristles. Proboscis straight, rather long. Third joint of the antennæ nearly linear, slightly tapering towards the tip, very much longer than the first and the second together. Fore fork of the cubital vein slightly undulating; hind fork and first externo-medial straight and parallel to each other; second straight; third slightly curved, forming an obtuse angle with the præbrachial, joining the fourth at some distance from the border. Subanal joining the anal very near the border.

*Laphria spinipes*.

### Group 4.

Caput et thorax dense et breviter hirta. Facies latissima, subconvexa. Mystax setis plurimis validis abbreviatis. Proboscis brevis, recta, crassa. Antennarum articulus 3us fusiformis, latiusculus, 1o et 2o conjunctim paullo longior. Abdomen subpubescens, lateribus parce setosis. Pedes validi, pilosissimi; femora crassa.

Head and thorax thickly clothed with short hairs. Face very broad, slightly convex. Mystax with numerous short stout bristles. Proboscis short, straight, very stout. Third joint of the antennæ fusiform, comparatively broad, rather longer than the first and the second together. Abdomen thinly pubescent, with a few short stout bristles on each side. Legs stout, very hairy; femora thick. Fore fork of the cubital vein undulating; hind fork united to the first externo-medial at some distance from the border; second externo-medial straight; third curved, forming a nearly right angle with the præbrachial, and joining the fourth far from the border. Subanal united to the anal at some distance from the border.

*Laphria pyrrophyga*.

## Group 5.

Caput valde hirsutum. Facies apud epistoma subconvexa. *Mystax* raro setosus. Proboscis valida, recta, breviuscula. Antennarum articulus 3us fusiformis, 1o et 2o conjunctim æqualis. Thoracis et abdominis latera pilosa, setosa. Pedes validi, setosi, pilosissimi; femora incrassata.

Head very hairy. Face slightly convex towards the epistoma. *Mystax* with a few bristles. Proboscis stout, straight, not long. Third joint of the antennæ fusiform, as long as the first and the second together. Thorax and abdomen hairy and bristly on each side. Legs stout, bristly, very hairy; femora very thick, especially the hind pair; hind tibiæ slightly curved. Fore fork of the cubital vein slightly undulating; hind fork slightly curved, parallel to the first externo-medial; second externo-medial straight; third curved, forming a nearly right angle with the præbrachial, and joining the fourth far from the border. Subanal united to the anal very near the border.

*Var.* Fore fork of the cubital united near its base to the radial by a transverse veinlet, forming in one wing near its base an angle, which emits a short branch; first externo-medial inclining towards the second.

*Laphria erythropyga.*

## Group 6.

Caput, thorax et abdominis latera dense et breviter pilosa. Facies latissima, apud epistoma convexa. *Mystax* setis plurimis longis. Proboscis apicem versus subarcuata. Antennarum articulus 3us ellipticus, latus, 1o et 2o conjunctim æqualis. Abdominis latera subsetosa. Pedes validi, dense pilosi et setosi; femora crassa.

Head, thorax and sides of the abdomen thickly clothed with short hairs. Face very broad. *Mystax* on a convex tubercle, with several long bristles. Proboscis slightly curved near the tip. Third joint of the antennæ elliptical, unusually broad, as long as the first and the second together. Abdomen with a few bristles along each side. Legs stout, very hairy and bristly; femora thick. Fore fork of the cubital vein undulating; hind fork curved towards the first externo-medial, and nearly joining it on the border; second externo-medial straight; third forming a hardly obtuse angle with the præbrachial, joining the fourth far from the border. Subanal united to the anal at some distance from the border.

*Laphria laticornis.*

## Group 7.

Caput et thorax dense setosa. Facies valde convexa. Mystax dense setosus. Proboscis longa, robusta, apice arcuata. Antennarum articulus 3us linearis, gracilis, 1o et 2o conjunctim paullo longior. Pedes validi, pilosi, setosi; tarsi spinosi.

Head and thorax thickly beset with bristles. Face very convex. Mystax very bristly. Proboscis long and stout, curved towards the tip. Antennæ slender; third joint linear, a little longer than the first and the second together. Legs stout, hairy and bristly; tarsi spinose. Fore branch of the cubital vein undulating; hind branch straight, united on the border to the first externo-medial vein; third externo-medial curved hindward and united to the fourth at some distance from the border. Subanal and anal veins united at some distance from the border.

*Laphria Amandus.*

## Group 8.

Caput et thorax setis paucis. Facies fere plana. Mystax pilosus, epistoma versus setosus. Proboscis valida, recta. Antennarum articulus 3us fusiformis, 1o et 2o conjunctim longior. Pedes validi, setosi; femora crassiuscula.

Head and thorax with a few bristles. Face almost flat. Mystax hairy, bristly towards the epistoma. Proboscis stout, straight. Third joint of the antennæ fusiform, longer than the first with the second. Legs stout, bristly; femora rather thick. Fore branch of the cubital vein much curved near the base, almost straight from thence to the tip; hind branch very slightly curved, remote from the first externo-medial, which is nearly straight; second externo-medial straight; third curved abruptly hindward, and united to the fourth at some distance from the border. Subanal united to the anal near the border.

*Laphria maculipennis.*

## Group 9.

Corpus parce pilosum, non setosum. Facies apud peristoma valde setosa. Mystax dense setosus. Proboscis latissima, subarcuata. Antennarum articulus 1us 2o plus duplo longior; 3us longifusiformis, 1o multo longior. Femora crassa.

Proboscis compressed horizontally. Radial vein nearly straight. Fore fork of the cubital very slightly undulating; hind fork and



first externo-medial vein hardly curved, almost parallel to each other. Third externo-medial forming an almost right angle with the præbrachial, joining the fourth far from the border. Subanal joining the anal very near the border.

*Laphria aurifrons.*

70. LAPHRIA DIVES.

Fœm. *Ænea, aurato hirta; alæ nigro-fuscæ.*

*Laphria dives*, *Wied. Auss. Zweifl.* i. 524, 43.

Brazil.

71. LAPHRIA OLBUS.

*Laphria Olbus*, *Cat. of Diptera*, Pt. 2, 375.

a. Guatemala. From M. Deby's collection.

72. LAPHRIA BIMACULATA.

*Viridis; caput et pectus nigra; thorax albido bimaculatus; abdomen et tibiæ posticæ purpurea; alæ nigro-purpureæ.*

Body and legs rather thickly clothed with long hairs and bristles. Head black, with whitish tomentum beneath and about the eyes, clothed beneath with whitish hairs. Mystax with black bristles, and towards the epistoma with white bristles. Thorax purple, with black hairs and bristles; a spot of whitish tomentum on each side in front. Pectus black, with whitish tomentum. Abdomen and legs blue; tip of the abdomen and tibiæ purple. Wings purplish black. Halteres tawny. Length of the body 9 lines; of the wings 18 lines.

a. Amazon district. From Mr. Bates' collection.

73. LAPHRIA VIOLACEA.

Fœm. *Violacea; mystax flavidus; antennæ pedesque nigra; abdomen albo punctatum; alæ hyalinæ, posticæ cinereæ.*

*Laphria violacea*, *Macq. Dipt. Exot. Suppl.* 1, 74, 27.

Colombia.

74. LAPHRIA SPINIPES.

Fœm. *Ænea (nunc viridi nunc chalybeo); pedes ferruginei, femoribus incrassatis bidentatis; alæ fuscæ.*

*Laphria spinipes*, *Fabr.*

Brazil.

## 75. LAPHRIA PRÆPOTENS.

Fœm. *Nigra; abdomen viridi-nigrum, apice rubro tomentosum; alæ fusca, fascia alba.*

*Laphria præpotens*, Macq. *Dipt. Exot. Suppl.* 1, 74, 28, pl. 7, f. 17.  
Cayenne.

## 76. LAPHRIA ALBITIBIA.

Fœm. *Nigra; thorax albido vittatus; abdomen chalybeum, basi albo pilosum; tibiæ externe albæ; alæ violaceo-nigræ.*

*Laphria albitibia*, Macq. *Dipt. Exot. Suppl.* 3, 25, 35, pl. 2, f. 6.  
Brazil. Rio Negro.

Fœm. *Nigra; thorax albo vittatus; abdomen cæruleus nitidus; pedes albo tomentosi; alæ violacæ.*

*Laphria albitibialis*, Macq. *Dipt. Exot. Suppl.* 2, 38, 32.  
Brazil.

## 77. LAPHRIA PYRRHOPYGA.

Mas. *Nigra; thorax fulvo bivittatus; abdominis segmentum apicale et anus rubido-flava; alæ cineræ.*

*Laphria pyrrhopyga*, Wied. *Auss. Zweifl.* i. 515, 17.  
Brazil.

a. Parà. From Mr. Bates' collection.

## 78. LAPHRIA ERYTHROPYGA.

Mas. *Nigra; abdomen basi utrinque maculis albo pilosis, in segmento 2o cohærentibus; apex rubidus; alæ flavescens, apice fusca.*

*Laphria erythropyga*, Wied.

Brazil.

a. Java. From the East India Company's collection.

## 79. LAPHRIA LATICORNIS.

*Nigra; caput et pectus albido tomentosa, illum albo pilosum; thorax vittis tribus albidis strigisque duabus humeralibus ferrugineis, abdomen purpureo cupreum, apice fulvum; pedes albido hirti; alæ subcineræ, fascia obscuriore.*

Black. Head covered with whitish cinereous tomentum, clothed with white hairs. Mystax with black bristles. Eyes æneous. Thorax with three whitish stripes; the lateral pair dilated in front, and emitting a curved band to each side of the thorax; a ferruginous streak on each shoulder. Pectus with whitish tomentum. Abdomen dark purplish bronze; 6th and 7th segments tawny; tip armed with short black spines. Legs with whitish hairs. Wings grayish, darker across the tip of the discal areolet and towards the tips; veins black. Length of the body 5 lines; of the wings 8 lines..

a. Parâ. From Mr. Bates' collection.

#### 80. LAPHRIA VENEZUELENSIS.

*Nigra; abdomen incisuris albis; alæ hyalinæ, apice subfuscæ.*

*Laphria venezuelensis*, Macq. *Dipt. Exot. Suppl.* 1, 74, 26, pl. 7, f. 15.

Colombia, Venezuela.

#### 81. LAPHRIA HÆMORRHOA.

*Mas. Nigra, nigro hirta; abdominis incisuræ albo hirtæ; anus rufo hirtus; alæ basi nigræ.*

*Laphria hæmorrhœa*, Wied. *Auss. Zweifl.* ii. 645, 65.

Bahia.

#### 82. LAPHRIA FASCIPENNIS.

*Nigra, crassa; faciei latera flavo hirta; antennarum articulus 3us non obtusus; abdomen læte fulvo pilosum; alæ fuscæ, fascia lata fulvæ.*

*Laphria fascipennis*, Macq. *Hist. Nat. Dipt.* i. 284, 20.

Cayenne.

#### 83. LAPHRIA RUFIPENNIS.

*Fœm. Nigra; abdomen basi utrinque testaceum; alæ croco-rubidæ, apice fuscæ.*

*Laphria rufipennis*, Wied. *Auss. Zweifl.* i. 522, 39.

Brazil.

#### 84. LAPHRIA APPENDICULATA.

*Mas. Nigra; mystax albidus; anus testaceus; alæ rufescentes.*

*Laphria appendiculata*, *Macq. Dipt. Exot. Suppl.* i. 75, 29, pl. 7, f. 18.

Cayenne.

85. LAPHRIA PILIPES.

*Nigra*; *facies albido pilosa*; *abdominis segmenta setis lateralibus*; *6um et 7um fulva*; *pedes pilis longis albidis*; *alæ apice subobscuræ*.

*Laphria pilipes*, *Macq. Hist. Nat. Dipt.* i. 282, 9.

Brazil.

86. LAPHRIA GROCEIVENTRIS.

*Nigra*; *vibrissæ flavidæ*; *abdomen croceum*; *alæ fuscescentes*, *areolarum discis sublimpidis*.

*Laphria croceiventris*, *Wied. Dipt. Exot.* i. 234, 5; *Auss. Zweifl.* i. 503, 8.

Brazil.

87. LAPHRIA DICHROA.

*♀em.* *Mellea*; *antennæ et thorax nigra*; *alæ subflavescentes*.

*Laphria dichroa*, *Wied. Auss. Zweifl.* i. 526, 46.

Brazil.

88. LAPHRIA PROXIMA.

*Nigra*; *caput albo tomentosum*; *abdomen fulvum*; *alæ luteæ*, *apice cinereæ*.

Very nearly allied to *L. rufipennis*, but the 3rd joint of the antennæ is quite black, the abdomen is wholly tawny, and the wings are luteous for not more than two-thirds of the length; the apical third part and the hind border are gray. Head with white tomentum. Mystax with many black and whitish bristles. Legs clothed with cinereous hairs; tarsi beneath with reddish down. Length of the body 5 lines; of the wings 8 lines.

a. Parâ. From Mr. Bates' collection.

89. LAPHRIA CONTUSA.

*Nigella*; *antennæ fuscescentes*; *thorax vittis obscurioribus*; *abdomen flavum*; *pedes flavo-fusci*; *alæ apud venas subcinereæ*.

*Laphria contusa*, *Wied. Auss. Zweifl.* i. 587, 25.

Brazil.

## 90. LAPHRIA AMANDUS.

*Laphria Amandus*, *Cat. of Diptera*, Pt. 2, 373.

a. Guatemala. From M. Deby's collection.

## 91. LAPHRIA MESOXANTHA.

Fœm. *Nigra*; *thorax cinereo hirtus, vittis nigris*; *abdomen subcoccinelleum, ano rufo*; *alæ flavescentes, venis transversis et apicalibus fusco limbatis.*

*Laphria mesoxantha*, *Wied. Auss. Zweifl.* i. 513, 24. *Macq. Dipt. Exot.* i. 2, 67, 11.

Brazil.

## 92. LAPHRIA ERYTHROGASTER.

*Nigra*; *thorax vittis quatuor albidis*; *abdomen subcoccinelleum, ano flavido*; *alæ limpidae, apice cinereæ.*

*Laphria erythrogaster*, *Wied. Auss. Zweifl.* i. 523, 41.

Brazil.

## 93. LAPHRIA VIDUATA.

Mas. *Atra*; *thorax cano hirtus*; *abdomen fasciis canis*; *alæ nigro-fuscæ.*

*Laphria viduata*, *Wied. Zool. Mag.* iii. 50, 14; *Dipt. Exot.* i. 241, 18; *Auss. Zweifl.* i. 528, 50.

Brazil.

## 94. LAPHRIA PUSILLA.

Mas. *Cinerea*; *pedes mellei, femoribus crassis externe fuscis*; *alæ subcinereæ.*

*Laphria pusilla*, *Macq. Dipt. Exot.* i. 2, 68, 13.

Brazil.

## 95. LAPHRIA MELLIPES.

*Nigra*; *humeri, pleuræ et pedes flava*; *alæ apice fusco-cinereæ.*

*Laphria mellipes*, *Wied. Auss. Zweifl.* i. 256, 47.

Brazil.

## 96. LAPHRIA XANTHOPUS.

Fœm. *Nigra; thoracis limbus et pedes lutea; alæ sublimpidæ, apice subcinereæ.*

*Laphria xanthopus*, *Wied. Auss. Zweifl.* i. 529, 52.

Brazil.

## 97. LAPHRIA LIMBATA.

*Nigra, crassa; faciei latera flavescentia; mystax niger, subtus flavus; scutellum fulvum; abdominis segmenta marginibus posticis ventreeque flavo pilosis; pedes postici femoribus non incrassatis, tibiis non arcuatis.*

*Laphria limbata* (nomen bis lectum), *Macq. Hist. Nat. Dipt.* i. 287, 29.

Cayenne.

## 98. LAPHRIA MELANURA.

*Ardentissime ferruginea; antennæ apice nigræ; abdomen apice nigro-cyanum; pedes fulvi, genubus tibiisque apice nigris; alæ crocææ, apice nigræ.*

*Laphria melanura*, *Wied. Auss. Zweifl.* i. 508, 15. *Macq. Dipt. Exot.* i, 2, 67, 10.

Brazil.

## 99. LAPHRIA MACULIPENNIS.

Mas. *Testucea; mystax flavidus; alæ flavidæ, fusco maculatæ.*

*Laphria maculipennis*, *Macq. Dipt. Exot. Suppl.* 1, 73, 25, pl. 7, f. 14.

Guiana.

a. Tapayos. From Mr. Bates' collection.

## Africa.

A. Corpus plus minusve metallicolor.

A. Alæ nigro-cyanæ.

a. Caput posticum fulvo hirtum. - - rufibarbis, *Fabr.*

b. Caput posticum nigro hirtum.

a. Femora nigra. - - - - præceps, *Walk.*

b. Femora tibiæque postica apice nigra. flavipes, *Wied.*

c. Femora tota fulva. - - - - Ufens, *Walk.*

B. Alæ fuscæ.

- A. Pedes flavi. - - - - - varipes, *Macq.*  
 B. Pedes nigri. - - - - - Metalli, *Walk.*  
 C. Alæ fulvæ. - - - - - luctuosa, *Macq.*  
 D. Alæ subcinereæ. - - - - - albimaculata, *Macq.*  
 B. Corpus non metallicolor.  
   A. Thorax totus niger.  
     A. Pedes nigri.  
       a. Corpus obscurum.  
         i. Antennæ apice testaceæ. - - - - - bomboides, *Macq.*  
         ii. Antennæ nigræ.  
       b. Corpus nitidum. - - - - - albicincta, *Loew.*  
     B. Pedes rubidi. - - - - - Dymes, *Walk.*  
   B. Thorax niger, lateribus pallidis. - - - - - lateralis, *Fabr.*  
   C. Thorax fuscus. - - - - - tridentata, *Fabr.*  
   D. Thorax luteo hirtus. - - - - - hirtipes, *Fabr.*  
   E. Thorax pallidus.  
     A. Alæ maculatæ. - - - - - testacea, *Macq.*  
     B. Alæ non maculatæ. - - - - - Decula, *Walk.*

The African *Laphriæ* in the British Museum comprise the following groups:—

#### Group 1.

Caput et thorax pilosissima. Facies valde convexa. Mystax densissime setosus. Proboscis longa, valida, apice subarcuata. Antennæ longiusculæ; articulus 3us longifusiformis, 1o et 2o conjunctim multo longior. Pedes validi, hirti, setosi; tarsi spinosi.

Head and thorax very hairy. Face very convex. Mystax very thickly beset with bristles. Proboscis stout, long, very slightly curved near the tip. Antennæ rather long; 3rd joint elongate, fusiform, much longer than the 1st and the 2nd together. Legs stout, hairy and bristly; tarsi spinose. Fore branch of the cubital vein slightly curved; hind branch nearly straight, parallel to the 1st externo-medial vein; 2nd externo-medial straight; 3rd forming a right angle with the præbrachial, and joining the 4th far from the border. Subanal united to the anal very near the border.

*Laphria rufibarbis*, *L. flavipes*, *L. præceps*, *L. Ufens*, *L. albimaculata*, *L. Dymes*.

#### Group 2.

Corpus latissimum. Caput, thorax, pedes et abdominis latera pilosissima. Facies plana. Mystax densissime hirtus. Proboscis brevis, crassa, lanceolata: Antennarum articulus 3us sublinearis,

basi et apice attenuatus, 1o et 2o conjunctim fere duplo longior. Pedes validi, densissime ciliati.

Body very broad. Head, thorax and sides of the abdomen very hairy. Face flat. Mystax very thick. Proboscis short, thick, lanceolate. Third joint of the antennæ nearly linear, tapering at each end, almost twice the length of the 1st and the 2nd together. Legs stout, very thickly ciliated. Fore fork of the cubital vein much curved; hind fork curved, very near the 1st externo-medial, which it joins on the border; 2nd straight; 3rd forming a right angle with the præbrachial, joining the 4th far from the border. Subanal and anal united very far from the border.

*Laphria hirtipes*.

### Group 3.

Corpus sublineare, sat angustum, pilis setisque paucis. Facies apud epistoma subconvexa. Mystax setis paucissimis. Proboscis longa, recta, gracilis, linearis. Pedes subpilosi.

Body nearly linear, rather narrow, with but few hairs and bristles. Head broader than the thorax. Face slightly convex towards the epistoma. Mystax with about eight bristles. Proboscis long, slender, straight, linear. Thorax broader than the abdomen. Metathorax with a thin tuft of bristles on each side. Legs thinly clothed with short hairs and long slender bristles.

*Laphria Decula*.

### Group 4.

Corpus lineare, sat gracile. Caput dense pilosum. Facies apud epistoma convexa. Mystax densissime setosus. Proboscis recta, linearis. Antennarum articulus 3us longifusiformis, 1o et 2o conjunctim paullo longior. Abdomen pubescens, lateribus subpilosis. Thoracis latera pilosa. Pedes sat graciles, pilosi, setosi.

Body linear, rather slender. Head thickly clothed with hairs. Face convex towards the epistoma. Mystax with very numerous bristles. Proboscis straight, linear, moderately long and slender. Third joint of the antennæ elongate, fusiform, a little longer than the 1st and the 2nd together. Sides of the thorax hairy and with a few bristles. Abdomen pubescent, hairy on each side towards the base. Legs hairy, beset with a few bristles, rather slender. Fore fork of the cubital vein slightly undulating; hind fork very slightly curved, nearly parallel to the 1st externo-medial; 2nd externo-medial straight; 3rd forming an obtuse angle with the præbrachial,



joining the 4th very far from the border. Subanal joining the anal near the border.

*Laphria abdominalis*.

100. LAPHRIA RUFIBARBIS.

*Atra; caput rufo hirtum; antennæ et pedes rubida.*

*Laphria rufibarbis*, *Fabr.*

Guinea.

101. LAPHRIA PRÆCEPS.

*Nigra, nigro hirta; mystax rufo hirtus; antennæ rufescentes; abdomen purpureum; pedes rufescentes; alæ nigro-purpureæ.*

Black, clothed with black hairs. Mystax thickly clothed with bright reddish hairs. Antennæ dull red. Abdomen purple, with bluish and greenish reflections. Legs reddish, with reddish hairs; coxæ and femora black, with black hairs. Wings purplish black. Length of the body 11 lines; of the wings 20 lines.

a. Port Natal. From Mr. Plant's collection.

102. LAPHRIA FLAVIPES.

*Fœm. Nigra; abdomen obscure chalybeo-violascens; pedes flavi, femoribus tibiisque apice nigris; alæ nigro-cyanæ.*

*Laphria flavipes*, *Wied. Dipt. Exot. i. 238, 12; Auss. Zweifl. i. 519,*

*33. Macq. Dipt. Exot. i. 2, 63, 1.*

Cape.

a. Port Natal. From Dr. Krauss' collection.

103. LAPHRIA UFENS.

*Laphria Ufens*, *Cat. of Diptera, Pt. 2, 372.*

Sierra Leone.

104. LAPHRIA VARIPES.

*Cyaneo-nigra; faciei latera alba; pedes flavi, femoribus, tibiis tarsisque apice coxisque nigris, femoribus posticis vix incrassatis; alæ fuscæ.*

*Laphria varipes*, *Macq. Hist. Nat. Dipt. i. 286, 26.*

Cape.

## 106. LAPHRIA METALLI.

Laphria Metalli, *Diptera Saundersiana*, Pt. 2, 105.

Cape.

## 107. LAPHRIA LUCTUOSA.

Mas. *Nigra*; abdomen elongatum, angustum, recurvum, fasciis duabus albis interruptis, apice cyaneo; pedes longi; alæ fulvæ.

Laphria luctuosa, *Macq. Dipt. Exot. Suppl. 2, 37, 31.*

Senegal.

## 108. LAPHRIA ALBIMACULATA.

Fœm. *Nigra*; thorax vittis albo tomentosus; abdomen cyaneo-nigrum, lateribus albo maculatis; alæ subcinereæ.

Laphria albimaculata, *Mucq. Dipt. Exot. i. 2, 64, 5.*

Cape. Mauritius.

Var. ? Abdomen cupreum.

## 109. LAPHRIA BOMBOIDES.

*Nigra*; antennarum articulus ultimus testaceus; abdominis segmenta quatuor apicalia albicante subflavescente pilosa; alæ subfuscescentes, venis fuscis flavo marginatis. Mas.—*Mystax rufus*; thorax antice fulvo pilosus. Fœm.—*Mystax albidus*; thorax antice flavo pilosus.

Laphria bomboides, *Macq. Expl. Scient. Alg. iii. Ins. 432, 5, pl. 2, f. 10.*

Algeria.

## 110. LAPHRIA ABDOMINALIS.

*Nigra*, albido pilosa; facies albo tomentosa; abdominis discus rufescens, rufo pubescens; alæ cinereæ.

Black, clothed with whitish hairs. Face with shining white tomentum on each side. Disk of the abdomen above reddish, clothed with red down. Tarsi ferruginous beneath. Wings gray; veins and halteres black. Length of the body 7 lines; of the wings 12 lines.

α. Algeria. From M. Parzudaki's collection.

## 111. LAPHRIA ALBIGINCTA.

*Atra, nitida ; femora postica valde incrassata ; areola 1a posterior longe ante alæ marginem clausa.*

*Laphria albigincta*, Loew, *Bericht Verhandl. Kon. Preuss. Akad. Wissensch. Berl.* 1852, 659, 11.

Mozambique.

## 112. LAPHRIA DYMES.

*Laphria Dymes*, *Cat. of Diptera*, Pt. 2, 377.

*L. flavipes*, var. ?

Sierra Leone.

## 113. LAPHRIA LATERALIS.

*Nigra ; thoracis abdominisque latera fulva ; pedes rufi, femoribus atris rufo fasciatis ; alæ nigro-fusca.*

*Laphria lateralis*, *Fabr. Syst. Antl.* 157, 5. *Wied. Dipt. Exot.* i. 233, 3; *Auss. Zweifl.* i. 501, 4. *Macq. Hist. Nat. Dipt.* i. 285, 21.

Guinea.

## 114. LAPHRIA TRIDENTATA.

Fœm. *Fusca ; abdomen nigrum ; pedes rubidi, femoribus posticis tridentatis ; alæ fusca.*

*Dasypogon tridentatus*, *Fabr. Syst. Antl.* 167, 14.

*Laphria tridentata*, *Wied. Dipt. Exot.* i. 239, 14; *Auss. Zweifl.* i. 521, 37.

Guinea.

## 115. LAPHRIA HIRTIPES.

Fœm. *Nigra ; barba flavescens ; thorax fulvus ; alæ nigra, basi flavido limpida.*

*Laphria hirtipes*, *Fabr.*

Guinea.

## 116. LAPHRIA TESTACEA.

Fœm. *Testacea ; alæ antice subflava, postice subfusca, macula discali punctoque fuscis.*

*Laphria testacea*, *Macq. Dipt. Exot.* i. 2, 63, 2.

Cape.

## 117. LAPHRIA DECUA.

*Dasyopogon Decula*, *Cat. of Diptera*, Pt. 2, 352.

Sierra Leone.

## Mauritius.

A. *Pedes nigri*.

A. *Thorax viridi-niger*. - - - submetallica, *Macq.*

B. *Thorax niger*.

A. *Facies albida*. - - - - - cœrulescens, *Macq.*

B. *Facies non albida?* - - - - - cyaneogaster, *Macq.*

B. *Pedes testacei*. - - - - - Breonii, *Macq.*

## Group 1.

Corpus angustum, parce pilosum. *Facies plana*. *Mystax* setis plurimis instructus. *Proboscis lanceolata*. *Antennarum articulus 3us longifusiformis*, articulis 1o et 2o conjunctim paullo longior. *Abdomen sublineare*, thorace angustius. *Pedes* sat graciles, setis nonnullis longis instructi.

Fore fork of the cubital vein undulating, much curved near the base; hind fork slightly curved, inclined towards the first externo-medial, but at some little distance from it on the border; first and second externo-medial veins straight; third forming an obtuse angle with the præbrachial, joining the fourth at a short distance from the border. *Subanal* joining the anal very near the border.

*Laphria submetallica*.

## 118. LAPHRIA SUBMETALLICA.

*Viridi-nigra*; *abdomen violaceo-nigrum*, *lateribus albido maculatis*; *antennæ pedesque nigra*; *alæ fuscæ*.

*Laphria submetallica*, *Macq. Dipt. Exot.* i. 2, 63, 3.

Isle of France.

## 119. LAPHRIA CÆRULESCENS.

*Nigra*; *facies albida*; *mystax niger*; *abdomen cyaneo purpureoque nitens*; *segmentorum latera albo notata*; *alæ fuscæ*.

*Laphria cœrulescens*, *Macq. Hist. Nat. Dipt.* i. 286, 28.

a. Isle of France.

## 120. LAPHRIA CYANEOGASTER.

*Fœm.* *Nigra*; abdomen *cæruleum, albido maculatum*; alæ *fuscanæ*.

*Laphria cyaneogaster*, *Macq. Dipt. Exot. i. 2, 64, 4.*

*Laphria cærulescens*, *Var. ?*

Isle of France.

## 121. LAPHRIA BREONII.

*Mas.* *Nigra*; abdomen *cærulescens*; pedes *testacei*; alæ *cinereæ*.

*Laphria Breonii*, *Macq. Dipt. Exot. i. 2, 65, 6.*

Isle Bourbon.

Asia.

## A. Corpus sat gracile.

## A. Corpus plus minusve metallicolor.

## A. Alæ nigre aut nigro-fusce.

a. Abdomen maculis humeralibus albis. scapularis, *Wied.*

b. Corpus non albo varium. - - Taphius, *Walk.*

B. Alæ infumatæ, basi flavidæ. - - spectabilis, *Guér.*

## C. Alæ fuscanæ.

a. Abdomen nigrum. - - laterepunctata, *Macq.*

b. Abdomen viride. - - elegans, *Walk.*

D. Alæ ferrugineæ. - - horrida, *Walk.*

E. Alæ fulvæ, areolarum discis sublimpidis. - dira, *Walk.*

F. Alæ hyalinæ, postice fusce. - - aurifacies, *Macq.*

## B. Corpus non metallicolor.

## A. Alæ nigricantes.

## a. Pedes nigri.

i. Alæ dimidiato nigricantes. - dimidiata, *Macq.*

ii. Alæ totæ nigricantes. - - chrysotelus, *Walk.*

## b. Pedes mellei.

i. Alæ nigre, dimidio basali flavo. leucoprocta, *Wied.*

ii. Alæ nigricantes, dimidio basali sublimpido.

Javana, *Macq.*

iii. Alæ nigellæ. - - Vulcans, *Wied.*

## B. Alæ fusce.

a. Abdomen apice pallidum. - - crassipes, *Fabr.*

b. Abdomen apice nigrum. - - Tucça, *Walk.*

c. Alæ cinereæ. - - Elva, *Walk.*

D. Alæ subcinereæ, fasciis duabus subfuscescentibus.

E. Alæ flavescentes, margine postico nigello.

triangularis, *Walk.*

a. Thorax fulvus. - - Reinwardtii, *Wied.*

- b. Thorax niger, aureo tomentosus.* - *fervens, Walk.*  
**F. Alæ fulvæ, marginibus posticis cinereis.**  
*a. Femora nigro vittata.* - - - - *sæva, Walk.*  
*b. Femora non vittata.* - - - - *constricta, Walk.*  
**G. Alæ fulvæ, apicibus marginibusque posticis cinereis.**  
*aurigena, Walk.*
**H. Alæ flavescentes.**  
*a. Pedes nigri.* - - - - *Bengalensis, Wied.*  
*b. Pedes pallidi.*  
*i. Thorax aurato hirtus, vittis nigellis. alternans, Wied.*
*ii. Thorax rufo pubescens. - - luteipennis, Macq.*
**C. Thorax cinereus, vittis nigricantibus.** *heteroneura, Macq.*  
**D. Thorax fulvus, fusco vittatus.** - - *senomera, Macq.*  
**E. Thorax luteus.** - - - - *gigas, Macq.*

## Asiatic groups.

## Group 1.

Venula discalis et vena externo-media conjunctæ.

Structure of *L. bimaculata*.

Discal veinlet and first externo-medial vein in one line.

*Laphria scapularis, Wied.*

## Group 2.

Corpus gracile, pilis setisque paucis. Facies plana. Mystax parce setosus. Proboscis brevis, robusta, recta, lanceolata. Antennarum articulus 3us longifusiformis, 1o et 2o conjunctim paullo longior. Pedes setosi, sat graciles.

Body slender, with a few hairs and bristles. Face flat. Mystax with a few bristles. Proboscis short, stout, straight, lanceolate. Third joint of the antennæ elongate-fusiform, rather longer than the first and the second together. Legs bristly, rather slender. Fore fork of the cubital vein slightly undulating; hind fork slightly curved, inclined to the first externo-medial, but at some distance from it on the border; first and second externo-medial veins straight; third forming an obtuse angle with the præbrachial, and joining the fourth very near the border. Subanal united to the anal very near the border.

*Laphria Tapuius, Walk.*

## Group 3.

Corpus gracile, longiusculum, lineare, subpubescens, parce setosum. Facies apud epistoma convexa. Mystax setis nonnullis longissimis. Proboscis longa, recta, linearis, gracilis. Antennæ longæ; articulus 3us sublinearis, 1o et 2o conjunctim fere duplo longior. Pedes graciles, sat longi, breviter pilosi et subsetosi; tibiæ anticæ intus subciliatæ.

Body slender, linear, rather long, slightly pubescent, with a few bristles. Face convex towards the epistoma. Mystax with several very long and slender bristles. Proboscis long, straight, slender, linear. Antennæ long; third joint very slightly tapering towards each end, nearly twice the length of the first and second together. Legs rather long and slender, somewhat hairy, with a few bristles. Fore fork of the cubital vein hardly undulating; hind fork hardly curved, slightly inclined towards the first externo-medial; first and second externo-medial nearly straight; third forming a very obtuse angle with the præbrachial, joining the fourth at some distance from the border. Subanal joining the anal near the border.

*Laphria elegans*, *Walk.*

## Group 4.

Corpus latum, pilis setisque perpauca. Facies apud epistoma convexa. Mystax setis octo. Proboscis longa, valida, recta. Antennarum articulus 3us longissimus, sublinearis, basi apiceque subattenuatus, 1o et 2o conjunctim duplo longior. Abdomen setis paucis lateralibus. Pedes valde robusti, breviter pilosi, parce setosi.

Body broad, with very few hairs and bristles. Face convex towards the epistoma. Mystax with eight bristles. Proboscis long, stout, straight. Third joint of the antennæ very long, nearly linear, slightly tapering towards each end, about twice the length of the first and the second together. Abdomen with a few bristles along each side. Legs very stout, clothed with short hairs and with a few bristles. Fore branch of the cubital vein hardly undulating; hind branch nearly straight; first and second externo-medial veins straight; third forming a very obtuse angle with the præbrachial, joining the fourth near the border. Subanal joining the anal very near the border.

*Laphria vulcanus*, *Wied.*; *L. alternans*, *Wied.*; *L. fervens*, *Walk.*

## Group 5.

Corpus pilis setisque paucis. Facies apud epistoma valde convexa. Mystax raro pilosus et setosus. Proboscis longa, recta. Antennarum articulus 3us longus, gracilis, linearis, arcuatus, 1o duplo longior. Pedes validi, dense pilosi, parce setosi; femora crassa.

Body with a few hairs and bristles. Face very convex towards the epistoma. Mystax with some hairs and a few bristles. Proboscis long, straight. Third joint of the antennæ long, slender, linear, curved upward, about twice the length of the first. Legs stout, thickly clothed with long hairs and with a few bristles; femora thick. Forks of the cubital vein nearly straight; first and second externo-medial veins straight; third forming an obtuse angle, and joining the fourth rather near the border. Subanal united to the anal on the border.

*Laphria Reinwardtii*, Wied.; *L. sæva*, Walk.; *L. constricta*, Walk.

## Group 6.

Corpus lineare, longiusculum. Caput, thoracis abdominisque latera pedesque dense hirta. Facies apud epistoma convexa. Mystax densissime setosus. Proboscis longa, recta, gracilis, linearis. Pedes validi; femora sat crassa.

Body linear, rather long. Head, sides of the thorax and of the abdomen, and legs very hairy. Face convex towards the epistoma. Mystax very thickly setose. Proboscis long, straight, slender, linear. Legs stout; femora rather thick. Fore fork of the cubital vein nearly straight; hind fork and first externo-medial vein straight and parallel to each other; second externo-medial straight; third forming an obtuse angle with the præbrachial, joining the fourth at some distance from the border. Subanal joining the anal near the border.

*Laphria chrysotelus*, Walk.; *L. horrida*, Walk.; *L. dira*, Walk.

## Group 7.

Corpus latum, valde hirtum et setosum. Facies subconvexa. Mystax dense setosus. Proboscis gracilis, recta, sublinearis. Antennarum articulus 3us ellipticus, 1o paullo brevior. Abdomen longi-obconicum. Pedes robusti, hirsutissimi, setis plurimis crassis instructi; tibie posticæ arcuatæ.



Fore fork of the cubital vein undulating; hind fork very slightly curved, united to the first externo-medial very near the border; first and second externo-medial veins nearly straight; third forming a slightly obtuse angle with the præbrachial, joining the fourth at a long distance from the border. Subanal joining the anal very near the border.

*Laphria Elva*, Walk.

#### 122. LAPHRIA SCAPULARIS.

Fœm. *Nigra*; *nigro hirta*; *maculæ humeralis albæ*; *abdomen chalybeum*; *alæ nigre*.

*Laphria scapularis*, Wied. *Auss. Zweifl.* i. 516, 29.

a. Java. From the East India Company's collection.

This species has a remarkable resemblance to the Brazilian *L. bimaculata*, but the following characters will sufficiently distinguish them:—

##### *Laphria bimaculata.*

Head clothed beneath with whitish hairs.

Mystax with white and with a few black bristles.

Legs rather thickly clothed with hairs, part of which are whitish; tarsi and fore tibiæ ferruginous beneath.

Discal veinlet and third externo-medial vein apart.

##### *Laphria scapularis.*

Head clothed beneath with black hairs.

Mystax wholly composed of black bristles.

Legs wholly and rather thinly clothed with black hairs.

Discal veinlet and third externo-medial vein in one line, as in the genus *Atomosia*.

#### 123. LAPHRIA TAPHIUS.

*Laphria Taphius*, *Cat. of Diptera*, Pt. 2, 380.

#### 124. LAPHRIA SPECTABILIS.

*Viridi nitens*; *thorax antice flavo maculatus*; *abdomen cyaneum*; *tibiæ anticæ intus sericeo flavidæ*; *alæ infumatae, basi flavidæ*.

*Laphria spectabilis*, *Guér. Voy. de la Coquille, Zool.* ii. 292.

*Laphria splendida*, *Guér. Voy. de la Coq. Atlas, Ins.* pl. 20, f. 7.

Amboina.

## 125. LAPHRIA LATEROPUNCTATA.

Fœm. *Nigra*; *thorax ænescens, lateribus albo maculatis; alæ fuscæ.*

*Laphria lateropunctata*, *Macq. Dipt. Exot. i. 2, 66, 9.*

China.

## 126. LAPHRIA ELEGANS.

*Æneo-viridis*; *caput, pectus thoracis maculæ humerales abdominisque maculæ laterales albo tomentosa; antennæ et proboscis nigra; pedes purpurei; alæ cineræ, venis fusco limbatis.*

Bright green, here and there with an æneous tinge. Head, pectus, two humeral spots, and spots along the sides of the abdomen, with shining white tomentum. Antennæ and proboscis black. Legs purple; femora partly green or blue; tarsi black; fore tibiæ fringed with whitish hairs. Wings gray, brownish about the veins. Length of the body 8 lines; of the wings 16 lines.

a. East Indies. From Mr. Stevens' collection.

## 127. LAPHRIA HORRIDA.

*Nigra*; *caput aureo tomentosum; thorax vittis duabus lateralibus auratis; abdomen cupreo nigrum; tibiæ anteriores subtus rufescentes; alæ ferruginæ.*

Black, hairy. Head with gilded tomentum, clothed with gilded hairs above and with brownish hairs beneath. Face very convex. Mystax with gilded bristles and with a few black lower bristles. Proboscis long, lanceolate compressed. Thorax with two gilded stripes. Pectus with a gilded spot on each side. Abdomen cupreous black. Legs with very long hairs; hind tibiæ curved with reddish hairs at the tips; anterior tibiæ reddish beneath and clothed with reddish hairs. Wings and halteres ferruginous, the latter with piceous tips. Length of the body 15 lines; of the wings 28 lines.

a. Sumatra. From Sir Stamford Raffles' collection.

## 128. LAPHRIA DIRA.

*Nigricans*; *caput aureo tomentosum; antennæ basi fulvæ; thorax fulvo tomentosus, vittis duabus auratis duabusque nigricantibus; abdomen cupreo-nigrum, segmentis 1o 3um fulvo fasciatis; pedes fulvi, femoribus nigro vittatis; alæ fulvæ, areolarum discis sublimpidis.*

Blackish. Head with gilded tomentum beneath. Face slightly convex. Mystax with tawny bristles. Proboscis black, short, lanceolate rather slender. Antennæ tawny; third joint blackish, nearly linear, slightly tapering towards the tip, about twice the length of the first and second joints together. Thorax with tawny tomentum; two indistinct blackish dorsal stripes, and two broader lateral gilded stripes. Pectus with a pale gilded disk. Abdomen cupreous black; first, second and third segments with tawny bands which are dilated on each side. Legs tawny, hairy, spinose; femora with black stripes, which are broadest on the hind pair; hind tibiæ much curved. Wings tawny; most of the areolets with nearly limpid streaks. Halteres tawny. Length of the body 13 lines; of the wings 24 lines.

a. Sumatra. From Sir Stamford Raffles' collection.

#### 129. LAPHRIA AURIFACIES.

Mas. *Nigra*; *facies aurea*; *abdomen violaceum, maculis laterali-  
bus flavidis*; *alæ antice hyalinæ, postice fuscæ*.

*Laphria aurifacies*, *Macq. Dipt. Exot. Suppl.* 3, 22, 33, pl. 2, f. 5.

Moluccas.

#### 130. LAPHRIA DIMIDIATA.

Mas. *Nigra*; *thorax vittatus*; *alæ dimidiato nigræ*.

*Laphria dimidiata*, *Macq. Dipt. Exot. Suppl.* 1, 72, 23.

Manilla.

#### 131. LAPHRIA CHRYSOTELUS.

*Nigra, nigro hirta*; *caput, thorax anticus et abdomen apicem ver-  
sus aurato hirta*; *alæ nigricantes*.

Black, thickly clothed with black hairs and bristles. Head thickly clothed with gilded tomentum and hairs, and about the mouth with black hairs. Mystax of gilded hairs. Fore part of the thorax with gilded hairs, which are interrupted by a brownish stripe. Abdomen with gilded hairs near the tip, which is ferruginous. Wings blackish; veins black. Length of the body 12 lines; of the wings 22 lines.

a. East Indies. From Mr. Stevens' collection.

#### 132. LAPHRIA LEUCOPROCTA.

*Nigra*; *thorax orichaleo pictus*; *scutellum, abdominis basis ma-  
culæque laterales niveo pilosa*; *pedes mellei*; *alæ nigræ,  
dimidio basali flavo*.

*Laphria leucoprocta*, *Wied. Auss. Zweifl.* i. 517, 30.

Java.

133. LAPHRIA JAVANA.

Mas. *Nigra; facies, humeri et thoracis latera albida; abdomen basi album, lateribus albo maculatis; pedes flavi, tarsis apice coxisque nigricantibus; alæ sublimpidæ, dimidio apicali nigricante.*

*Laphria Javana*, *Macq. Hist. Nat. Dipt.* i. 282, 10.

Java.

134. LAPHRIA VULCANUS.

Fœm. *Nigra; thorax et abdomen aurato-picta; pedes mellei; alæ nigellæ.*

*Laphria Vulcanus*, *Wied. Auss. Zweifl.* i. 514, 25.

a. Java. From the East India Company's collection.

135. LAPHRIA CRASSIPES.

*Nigra; frons aurea; abdomen apice testaceo rubens; femora clavata; alæ fuscæ.*

*Dioctria crassipes*, *Fabr. Syst. Antl.* 152, 16.

*Laphria crassipes*, *Wied. Dipt. Exot.* i. 240, 16; *Auss. Zweifl.* i. 521, 38.

Sumatra.

136. LAPHRIA TUCCA.

*Asilus Tucça*, *Cat. of Diptera*, Pt. 2, 437.

137. LAPHRIA ELVA.

*Asilus Elva*, *Cat. of Diptera*, Pt. 2, 445.

North Bengal.

138. LAPHRIA TRIANGULARIS.

*Nigricans, aureo tomentosa; antennæ basi fulvæ; thorax nigro-fusco trivittatus; abdomen nigrum, segmentis fulvo fasciatis; pedes fulvi; alæ subcinereæ, fasciis duabus subfuscescentibus.*

Head and thorax blackish, with gilded tomentum. Head clothed beneath with pale gilded hairs. Face hardly convex. Mystax small, with gilded bristles; some pale gilded hairs between it and the antennæ. Antennæ black; first and second joints tawny. Thorax with three broad confluent blackish brown stripes; the lateral pair shortened in front. Abdomen black, shining; first, second, third and fourth dorsal segments with tawny bands, which

are dilated on each side; fifth segment wholly black; sixth tawny. Legs tawny, with long hairs and bristles; posterior knees black. Wings slightly grayish, with two indistinct pale brownish bands; veins black, tawny at the base. Halteres testaceous. Length of the body 7 lines; of the wings 14 lines.

a. Sumatra. From Sir Stamford Raffles' collection.

#### 139. LAPHRIA REINWARDTII.

Mas. *Fulva*; *thorax fusco vittatus*; *abdomen nigrum, fulvo fasciatum*; *alæ flavæ, margine interno nigellæ.*

*Laphria Reinwardtii*, Wied.

#### 140. LAPHRIA FERVENS.

*Nigra*; *aureo tomentosa*; *thorax nigro-fusco trivittatus*; *abdominis segmenta marginibus posticis ferrugineis*; *pedes fulvi, femoribus posticis nigro fasciatis*; *alæ fulvæ, marginibus posticis nigricantibus.*

Black. Head and thorax with gilded tomentum. Head thickly clothed beneath with tawny hairs. Mystax thick, reddish tawny. Antennæ black. Thorax with three brownish black stripes; the lateral pair shortened in front and contracted behind. Pectus with pale gilded tomentum, excepting a piceous stripe along each side. Hind borders of the abdominal segments ferruginous. Legs tawny, thickly clothed with long tawny hairs; coxæ black, shining; hind femora with a blackish band, which is interrupted on each side. Wings tawny, blackish along the hind border; veins reddish. Length of the body 11 lines; of the wings 20 lines.

a. Sumatra. From Sir Stamford Raffles' collection.

#### 141. LAPHRIA SÆVA.

*Nigricans*; *caput aureo tomentosum*; *thorax vittis duabus auratis fusco interrupte interlineatis*; *abdominis margines fulvi*; *pedes fulvi*; *femoribus nigro vittatis*; *alæ fulvæ, marginibus posticis cinereis.*

Blackish. Head with pale gilded tomentum, thickly clothed with long gilded hairs. Face very convex. Mystax thick. Proboscis straight, long, linear, compressed. Thorax with two broad gilded stripes, each containing two large brownish spots. Pectus with a pale gilded disk. Hind borders of the abdominal segments tawny. Legs tawny; femora with black stripes, which are broadest on the hind pair. Wings tawny; hind borders gray. Halteres pale tawny. Length of the body 11 lines; of the wings 18 lines.

a. Sumatra. From Sir Stamford Raffles' collection.

## 142. LAPHRIA CONSTRICTA.

*Nigricans*; caput aureo tomentosum; antennæ fulvæ; thoracis vittæ duæ auratæ maculis quatuor nigrificantibus testaceo marginatis variegatæ; abdomen basim versus subcontractum, segmentis 1o et 2o fulvis nigro maculatis, apice fulvo; pedes fulvi, tibiis posticis nigro fasciatis; alæ fulvæ, cinereo marginatæ.

Blackish. Head with pale gilded tomentum and hairs. Face slightly convex. Mystax thick. Proboscis tawny, lanceolate, rather short and slender. Antennæ tawny; third joint fusiform, a little longer than the first and second together. Thorax with two broad gilded stripes, each including two blackish testaceous bordered spots; hind part gilded with a blackish spot on the scutellum and another behind. Abdomen fusiform, somewhat contracted near the base; first and second segments tawny, each with a blackish rhomboidal dorsal spot; tip tawny. Legs tawny; hind knees blackish; hind tibiæ with a blackish band. Wings tawny; hind borders and tip grayish; veins and halteres tawny. Length of the body 8 lines; of the wings 13 lines.

a. Sumatra. From Sir Stamford Raffles' collection.

## 143. LAPHRIA AURIGENA.

*Chærades aurigena*, *Dipteru Saundersiana*, Pt. 2, 109, pl. 4, f. 8.  
Java or Sumatra.

## 144. LAPHRIA BENGALENSIS.

Mas. *Nigra*; abdominis incisuræ utrinque albide; alæ flavescentes.

*Laphria Bengalensis*, *Wied. Dipt. Exot.* i. 237, 10. *Auss. Zweifl.* i. 512, 22.

Bengal.

## 145. LAPHRIA ALTERNANS.

Fœm. *Aurato hirta*; thorax vittis nigellis; abdomen nigrum, fasciis aurato hirtis; pedes mellei; alæ flavidæ, apicibus marginibusque posticis cinereis.

*Laphria alternans*, *Wied. Zweifl.* i. 511, 20.

Var.? *Asilus apicata*, *Cat. of Diptera*, Pt. 2, 436.

a. Java. From the East India Company's collection.

## 146. LAPHRIA LUTEIPENNIS.

Mas. *Nigra*; antennæ basi fulvæ; thorax rufo pubescens; pedes alæque lutea.

*Laphria luteipennis*, *Macq. Dipt. Exot. Suppl.* 3, 23, 84, pl. 2, f. 3.  
Java.

## 147. LAPHRIA HETERONEURA.

Mas. *Nigra*; thorax cinereus, nigricante vittatus; abdomen castaneum; pedes rufi; alæ subflavescentes; venæ cubitalis furca postica et vena externo-media 1a ante marginem conjunctis.

*Laphria heteroneura*, *Macq. Dipt. Exot.* i. 2, 70, 19, pl. 6, f. 3.  
Arabia.

## 148. LAPHRIA SENOMERA.

Mas. *Fulva*; thorax fusco-vittatus; abdomen fuscum, fulvo-fasciatum; alæ flavidæ.

*Laphria senomera*, *Macq. Dipt. Exot.* i. 2, 6, 5, 8, pl. 6, f. 2.  
Bengal.

## 149. LAPHRIA GIGAS.

Mas. *Nigra*; thorax, pedes alæque lutea; femora posteriora nigra.

*Laphria gigas*, *Macq. Dipt. Exot.* i. 2, 65, 7.  
East Indies.

New Guinea, &c.

## Group 1.

Corpus metallicum, parce pilosum et setosum. Facies plana. Mystax setis paucis. Proboscis compressa, recta, linearis. Antennarum articulus 1us 2o multo longior; 3us fusiformis, 1o multo longior. Pedes hirti; femora non crassa; tibiæ posticæ fere rectæ.

Proboscis compressed vertically. Radial vein curved near its tip. Fore fork of the cubital slightly undulating; hind fork and first externo-medial vein nearly straight, hardly inclined towards each other. Third externo-medial curved, forming an obtuse angle with the præbacial, which is slightly curved, joining the fourth far from the border. Subanal joining the anal on the border.

*Laphria aurifrons*, *Walk.*

## 150. LAPHRIA DOREI.

Fœm. *Thorax fulvus, vitta fusca; abdomen alæque fusca.*

Dasygogon Dorei, *Boisduval, Voy. de l'Astrolabe, Atlas Entomol.* pl. 12, f. 10.

Laphria Dorei, *Macq. Dipt. Exot.* i. 2, 67, 10.

## 151. LAPHRIA IODISOMA.

*Fusco-cuprea; abdomen cyaneum; alæ fuscæ.*

Laphria iodisoma, *Boisd. Voy. de l'Astrolabe, Atlas, Ent.* pl. 12, f. 9.  
New Guinea.

## 152. LAPHRIA CYANEA.

*Viridi-cyanea; caput, pectus et humeri nigra, albo tomentosa; frons et faciès auræ; abdominis latera albo maculata; pedes purpureo-cyanei, tarsi nigri; alæ nigre, basi sublimpidæ.*

Laphria cyanea, *Macq. Hist. Nat. Dipt.* i. 286, 27.

Greenish blue. Head, pectus and humeral spots black, with white tomentum. Front and face gilded and with gilded hairs. Mystax with a few black bristles. Hind borders of the abdominal segments with lateral spots of white tomentum. Legs purplish blue; tarsi black. Wings black, nearly limpid towards the base. Length of the body 6 lines; of the wings 11 lines.

This species much resembles *L. aurifacies*, but differs in the colour of the wings and of the abdominal spots.

New Guinea.

a. Aneiteum, New Hebrides. From the Voyage of H.M.S. Herald.  
Collected by J. Macgillivray, Esq.

## Australia.

A. Corpus plus minusve metallicolor.

A. Pedes nigri.

A. Abdomen cyaneum. - - - - Tectamus, *Walk.*

B. Abdomen æneum. - - - - splendidissima, *Wied.*

B. Femora fulva. Alæ fuscæ. - - - - rufifemorata, *Macq.*

C. Femora dimidio basali flavo. Alæ limpidæ, fusco variæ.

Telecles, *Walk.*

B. Corpus non metallicolor. - - - - Amaracus, *Walk.*

## Group 1.

Caput hirsutissimum. Faciès apud epistoma valde convexa.



*Mystax setis paucis*. Proboscis valida, subarcuata. Antennarum articulus 3us fusiformis, 1o et 2o conjunctim æqualis. Thorax subpubescens; latera subpilosa. Abdomen pubescens, basi pilosum et tomentosum, lateribus subsetosis. Pedes validi, pilosi, setis paucis; tarsi spinosi.

Head very hairy. Face very convex towards the epistoma. *Mystax* with a few bristles. Proboscis stout, slightly curved. Third joint of the antennæ fusiform, as long as the first and second together. Thorax thinly pubescent, slightly hairy on each side. Abdomen pubescent, with a few bristles on each side, hairy and tomentose towards the base. Legs stout, hairy, with a few bristles; tarsi spinose. Fore fork of the cubital vein much curved near the base, slightly curved from thence to the tip; hind fork very slightly curved, joining the first externo-medial vein near the border; first and second externo-medial veins straight; third curved abruptly hindward, and joining the fourth far from the border. Subanal united to the anal at some distance from the border.

L. Tectamus, *Walk.*

#### Group 2.

Caput hirsutissimum. Facies apud epistoma convexa. *Mystax* dense setosus. Proboscis longa, recta. Antennarum articulus 3us fusiformis, 1o et 2o conjunctim multo longior. Thoracis et abdominis latera pilosa. Pedes validi, pilosi, setosi; femora crassa; tibiæ posticæ arcuatæ.

Head very hairy. Face convex towards the epistoma. *Mystax* thickly beset with bristles. Proboscis long, straight. Third joint of the antennæ fusiform, much longer than the first and the second together. Thorax and abdomen hairy on each side. Legs stout, hairy, setose; femora thick; hind tibiæ curved. Fore fork of the cubital vein undulating; hind fork inclined towards, but not united to the first externo-medial; second externo-medial straight; third forming an obtuse angle with the præbrachial, joining the fourth at some little distance from the border. Subanal joining the anal very near the border.

L. Tecteles, *Walk.*

#### Group 3.

Corpus robustum. Caput et thorax setosa. Facies lata, plana, apud epistoma convexa. *Mystax* setis plurimis. Proboscis brevis, valida, recta, lanceolata. Antennarum articulus 3us gracilis, sublinearis, 1o et 2o conjunctim paullo longior. Abdomen obconicum, breviusculum, subpilosum. Pedes validi, setosi, non pilosi; femora tibiis non crassiora.

Body stout. Head and thorax setose. Face broad, flat. *Mystax* seated on a convex tubercle, beset with numerous bristles. Proboscis short, stout, straight, lanceolate. Third joint of the antennæ slender, nearly linear, rather longer than the first and the second together. Abdomen rather short, tapering from the base to the tip, thinly clothed with hairs. Legs, stout, bristly, not hairy; femora not thicker than the tibiæ. Fore fork of the cubital vein curved forward; hind fork almost straight, slightly inclined to the first externo-medial, but at some distance from it on the border; first externo-medial nearly straight; second slightly curved; third forming a very obtuse angle with the præbrachial, inclined towards the fourth, but remote from it on the border. Subanal very near the anal on the border.

L. *Amaracus*, *Walk.*

153. LAPHRIA TECTAMUS.

*Laphria Tectamus*, *Cat. of Diptera*, Pt. 2, 374.

New Holland.

154. LAPHRIA SPLENDIDISSIMA.

*Obscure ænea; antennæ et pedes nigra; abdomen splendidissime æneum, fasciis linearibus luteis; alæ fuscescentes.*

*Laphria splendidissima*, *Wied. Auss. Zweifl.* ii. 645, 64.

New Holland.

155. LAPHRIA RUFIFEMORATA.

*Fœm. Nigra; abdomen cyaneum; femora fulva; alæ fuscæ.*

*Laphria rufifemorata*, *Macq. Dipt. Exot. Suppl.* 1, 73, 24, pl. 7, f. 16.

Tasmania.

156. LAPHRIA TELECLEUS.

*Laphria Telecles*, *Cat. of Diptera*, Pt. 2, 376.

New Holland.

157. LAPHRIA AMARACUS.

*Laphria Amaracus*, *Cat. of Diptera*, Pt. 2, 380.

New Holland.

Country unknown.

A. *Alæ nigræ, aut fusco-nigræ.*

A. *Corpus submetallico nigrum.* - - melanoptera, *Wied.*

- B.* Corpus scoriaceo nigrum. - - - robusta, *Wied.*  
*C.* Abdomen testaceum. - - - - - bicolor, *Wied.*  
*D.* Thorax apice et abdomen basi flava. nigripennis, *Wied.*  
*B.* Alæ fuscescentes. - - - - - bicolor, *Macq.*  
*C.* Alæ subfuscae, postice sublimpidæ. - - Tidius, *Walk.*  
*D.* Alæ medio fuscane. - - - - - leucospila, *Wied.*  
*E.* Alæ flavæ, macula violacea. - - - - - notabilis, *Macq.*  
*F.* Alæ flavæ, apice fuscæ. - - - - - flavipennis, *Macq.*  
*G.* Alæ flavescentes.  
*A.* Pedes nigri.  
*a.* Abdomen totum nigrum. - - - - - senopeza, *Macq.*  
*b.* Abdomen apice testaceum. - - - - - gracilis, *Macq.*  
*B.* Pedes rubidi. - - - - - xanthoptera, *Wied.*  
*H.* Alæ apud apices flavidæ. - - - - - hirsuta, *Wied.*  
*I.* Alæ cineræ. - - - - - picipes, *Walk.*  
*J.* Alæ limpidæ, apice fuscane. - - chrysocosmia, *Wied.*  
*K.* Alæ albæ. - - - - - Alebas, *Walk.*

## Group 1.

Corpus latissimum, densissime pilosum, non setosum. Facies convexa, densissime hirta. Proboscis latissima, recta, linearis. Antennarum articulus 3us subfusiformis, 1o et 2o conjunctim multo longior. Pedes robusti, valde pilosi; femora crassa.

Body very broad, very thickly clothed with short hairs, not setose. Face convex, thickly covered with hairs, which form the mystax. Proboscis linear, straight, very broad. Third joint of the antennæ very much longer than the first and the second together, slightly increasing in breadth from the base to three-fourths of the length, whence it tapers to the tip. Legs hairy, very stout; femora thick. Fore fork of the cubital vein very slightly undulating; hind fork and first externo-medial vein nearly straight, parallel to each other; second externo-medial straight; third forming a slightly obtuse angle with the præbrachial, joining the fourth far from the border. Subanal joining the anal at some distance from the border.

*Laphria Tidius*, *Walk.*

## Group 2.

*Laphria tergissæ* structura.

Structure of *L. tergissa* and of the other species in the second American group.

*Laphria Alebas*, *Walk.*

## Group 3.

*Laphria rufibarbis* structura.

Structure of *L. rufibarbis* and of the other species in the first African group.

## 158. LAPHRIA MELANOPTERA.

Mas. *Submetallico hirta; mystax et barba alba; alæ nigræ.*

*Laphria melanoptera*, Wied. Auss. Zweifl. i. 514, 26.

## 159. LAPHRIA ROBUSTA.

Mas. *Scoriaceo-nigra; caput et tibiæ anticæ subtus albo hirta; alæ nigræ.*

*Laphria robusta*, Wied. Auss. Zweifl. i. 500, 2.

## 160. LAPHRIA BICOLOR.

Fœm. *Nigra; abdomen testaceum; alæ fusco-nigræ; halteres flavi.*

*Laphria bicolor*, Wied. Auss. Zweifl. i. 522, 40.

## 161. LAPHRIA NIGRIPENNIS.

*Nigra; thorax apice et abdomen basi flava; alæ nigræ.*

*Laphria nigripennis*, Wied. Auss. Zweifl. ii. 646, 66.

## 162. LAPHRIA BICOLOR (nomen bis lectum).

Mas. *Nigra; caput, thorax et pedes antici flavo pilosa; abdomen et pedes postici nigro pilosa; tibiæ posticæ supra basi flavo pilosa; alæ fuscescentes.*

*Laphria bicolor*, Macq. Hist. Nat. Dipt. i. 283, 14.

## 163. LAPHRIA TIDIUS.

*Laphria Tadius*, Cat. of Diptera, Pt. 2, 384.

## 164. LAPHRIA LEUCOSPILA.

Fœm. *Nigra; abdomen utrinque maculis quatuor transversis albis; alæ medio fuscæ.*

*Laphria leucospila*, Wied. Auss. Zweifl. i. 524, 44.

## 165. LAPHRIA NOTABILIS.

Mas. *Fulva*; *alæ flavæ, macula violacea.*

*Laphria notabilis*, *Macq. Dipt. Exot. i. 2, 71, 20.*

## 166. LAPHRIA FLAVIPENNIS.

Mas. *Atra*; *thorax flavescente tomentosus*; *abdomen cinereo micans, incisuris flavidis*; *tibiæ fulvæ*; *alæ flavæ, apice fusæ.*

*Laphria flavipennis*, *Macq. Dipt. Exot. i. 2, 71, 21.*

## 167. LAPHRIA SENOPEZA.

Mas. *Nigra*; *barba mystaxque flavida*; *alæ flavidæ, areola 1a postica angustata.*

*Laphria senopeza*, *Macq. Dipt. Exot. i. 2, 70, 19.*

## 168. LAPHRIA GRACILIS.

Mas. *Gracilis, nigra*; *abdomen apice testaceum*; *alæ flavescentes.*

*Laphria gracilis*, *Macq. Dipt. Exot. i. 2, 70, 22.*

## 169. LAPHRIA XANTHOPTERA.

*Nigra*; *antennæ elongatæ*; *pedes rubidi*; *alæ flavæ.*

*Laphria xanthoptera*, *Wied. Auss. Zweifl. i. 530, 54.*

## 170. LAPHRIA HIRSUTA.

Mas. *Scoriaceo-nigra, albo hirta*; *abdomen utrinque maculis trigonis albis*; *alæ apud apicis flavidæ.*

*Laphria hirsuta*, *Wied. Auss. Zweifl. i. 519, 19.*

## 171. LAPHRIA PICIPES.

*Obscure cuprea, nigro hirta*; *caput subtus testaceo pilosum*; *facies aureo pubescens*; *mystax nigro setosus*; *antennæ nigra*; *abdomen incisuris utrinque albis, apice piceo*; *pedes picei, tibiis tarsisque anticis subtus aureo tomentosus*; *alæ cinereæ.*

Dark cupreous, clothed with short black hairs. Head beneath with pale testaceous hairs. Face with gilded down. Mystax with black bristles. Proboscis and antennæ black. Abdomen cupreous; hind borders of the segments white on each side; tip piceous. Legs piceous, very hairy; fore tibiæ and fore tarsi beneath with

gilded down. Wings gray; veins black. Halteres testaceous. Length of the body 5 lines; of the wings 8 lines.

a. ———? From Mr. Children's collection.

#### 172. LAPHRIA CHRYSOCOSMIA.

Mas. *Nigra*; *facies et mystax alba*; *abdomen apice aurato hirtum*; *alæ limpidæ, apice fuscæ*.

*Laphria chrysocosmia*, *Wied. Auss. Zweifl.* i. 523, 42.

#### 173. LAPHRIA ALEBAS.

*Laphria Alebas*, *Cat. of Diptera*, Pt. 2, 384.

#### Genus 5. SCANDON.

Corpus fere nudum. *Mystax* dense setosus. *Antennarum articulus 2us 1o vix brevior*; *3us subfusiformis, 1o et 2o conjunctim fere duplo longior*. *Abdomen feminae longi-obconicum, apice spinis armatum*.

*Scandon*, *Diptera Saundersiana*, Pt. 2, 108.

Forks of the cubital vein nearly straight, the hind fork and the first externo-medial vein slightly converging; second externo-medial straight; third forming an obtuse angle with the præbrachial, much inclined towards the fourth, but at some little distance from it on the border. Subanal joining the anal on the border.

##### 1. SCANDON COMPACTUS.

*Scandon compactus*, *Diptera Saundersiana*, Pt. 2, 108, pl. 4, f. 7.

New South Wales.

#### Genus 6. NUSA.

Corpus longiusculum, pilosum. *Mystax* setis nonnullis. *Antennarum articulus 1us 2o longior*; *3us subclavatus 1o paullo longior et multo latior*. *Pedes pilosi*; *femora gracilia*; *tibiæ subarcuatæ*.

*Nusa*, *Diptera Saundersiana*, Pt. 2, 105.

Fore fork of the cubital vein slightly undulating; hind fork united to the first externo-medial vein at some distance from the border; second externo-medial straight; third forming a slightly obtuse angle with the præbrachial, joining the fourth far from the border. Subanal united to the anal at some distance from the border.

## 1. NUSA ÆQUALIS.

Nusa æqualis, *Diptera Saundersiana*, Pt. 2, 105.  
East Indies.

## 2. NUSA FORMIO.

Nusa Formio, *Diptera Saundersiana*, Pt. 2, 106.  
East Indies.

## Genus 7. AMPYX.

Corpus gracile, nitens, raro pubescens. Mystax breviter pilosus. Proboscis lanceolata, porrecta. Antennarum articulus 3us latus, ovatus, 1o et 2o conjunctim brevior. Pedes longi, graciles, et parce setosi; tibiæ posticæ clavatæ; tarsi postici dilatati.

Body slender, shining, thinly covered with down. Face slightly convex towards the epistoma. Mystax with some short hairs. Proboscis porrect, lanceolate. Third joint of the antennæ broad, oval, not so long as the first and the second together. Legs long, slender, with a few bristles, which are longest on the tibiæ; hind tibiæ clavate; hind tarsi incrassated. Wings rather long and narrow. Fore fork of the cubital vein slightly undulating; hind fork very slightly curved, almost parallel to the first externo-medial; second externo-medial straight; third forming an obtuse angle with the præbrachial, joining the fourth very near the border. Subanal joining the anal on the border.

Megapoda crassitarsis and *M. cyaneiventris*, *Macq.* may belong to this genus.

## 1. AMPYX VARIPENNIS.

*Niger; antennarum articulus 3us et pedes rufi; tibiæ apice tarsi-que nigra; alæ limpidæ, apud medium fuscæ.*

Black, shining. Third joint of the antennæ and legs red. Tarsi and tips of the tibiæ black. Wings limpid, with two brownish bands, one before the middle darker than the other, which is beyond the middle; veins black. Length of the body 11 lines; of the wings 9 lines.

*a.* Santarem, Brazil. From Mr. Bates' collection.

## Genus 8. LAPHYSTIA.

Antennarum arista terminalis distincta, biarticulata, obtusa. Alarum venæ longitudinales 1a et 2a in ipso margine contiguæ.  
*Laphystia*, *Loew*, *Linn. Ent.* ii. 538.

## 1. LAPHYSTIA SABULICOLA.

Mas et Fœm. *Nigra*; *barba omnis abdominisque maculae laterales albide*; *alæ subcinereæ*.

*Laphystia sabulicola*, *Loew, Linn. Ent.* ii. 538.

South Coast of Asia Minor.

## Genus 9. RHOPALOGASTER.

Corpus non punctatum. Caput mystace conspicuo. Proboscis porrecta. Antennæ triarticulatæ, non stylatæ, valde elongatæ, insertione solita; articulus 3us nudus, obtusus. Abdomen petiolatum. Oviductus brevis. Alarum venæ cubitalis furca antica simplex.

*Rhopalogaster*, *Macq. Hist. Nat. Dipt.* i. 279.

*Laphria*, p., *Wied.*

## 1. RHOPALOGASTER LONGICORNIS.

Mas. *Nigra*; *vibrissæ auratæ*; *antennæ elongatæ*; *abdomen gracillimum, basi nigrum*; *alæ fuscæ*.

*Laphria longicornis*, *Wied. Ausz. Zweifl.* i. 519, 35.

*Rhopalogaster longicornis*, *Macq. Hist. Nat. Dipt.* i. 279, 1.

Brazil.

## Genus 10. MICHOTAMIA.

Corpus non punctatum. Caput mystace conspicuo. Proboscis porrecta. Antennæ triarticulatæ, mediocres, non stylatæ, insertione solita; articulus 3us nudus, obtusus. Abdomen petiolatum. Oviductus brevis. Alarum venæ cubitalis furca antica simplex.

Fore fork of the cubital vein slightly undulating; hind fork and first externo-medial vein nearly straight, hardly converging towards each other; second externo-medial almost straight; third forming a nearly right angle with the præbrachial, joining the fourth at some distance from the border. Subanal joining the anal on the border. Third externo-medial areolet petiolated at the base, and not connected with the pabrachial.

*Michotamia*, *Macq. Dipt. Exot.* i. 2, 72.

## 1. MICHOTAMIA ANALIS.

Mas. *Nigra*; *antennæ basi testaceæ*; *abdomen ferrugineum, apice nigrum*; *pedes testacei*; *alæ fusco-flavæ*.

*Michotamia analis*, *Macq. Dipt. Exot.* i. 2, 72, 1, pl. 6, f. 6.

Bengal. Java.



## Genus 11. ATOMOSIA.

Corpus sæpissime punctatum. Caput mystace conspicuo. Proboscis porrecta. Antennæ triarticulatæ, non stylatæ, insertione solita; articulus 3us nudus, obtusus. Oviductus brevis. Alarum venæ cubitalis furca antica simplex; venæ transversæ posteriores lineam unam omnino aut fere fingentes.

Atomosia, *Macq. Dipt. Exot. i. 2, 73.*

Laphria, p., *Wied.*

Fore fork of the cubital vein undulating, much curved near the base; hind fork more or less curved, inclined towards the first externo-medial vein, but at some distance from it on the border; second externo-medial straight; third forming a right angle with the præbrachial, in a line with the discal areolet, joining the fourth at a long distance from the border. Subanal joining the anal very near the border.

## North America.

A. Pedes nigri, tibiis testaceis. - - - pusilla, *Macq.*

B. Pedes pallidi.

A. Abdomen rufo marginatum. - - - macrocera, *Say.*

B. Abdomen non marginatum. - - - rufipes, *Macq.*

## 1. ATOMOSIA PUSILLA.

*Viridi-nigra; tibiæ testacæ; alæ subhyalinæ.*

Atomosia pusilla, *Macq. Dipt. Exot. i. 2, 76, 6.*

North America.

## 2. ATOMOSIA MACROCERA.

Fœm. *Nigra, niveo pubescens; abdomen rubro marginatum; pedes rubri; alæ cinereæ.*

Laphria macrocera, *Say, Journ. Acad. Philad. iii. 73, 3. Wied. Auss. Zweifl. i. 531, 57.*

Pennsylvania.

## 3. ATOMOSIA RUFIPES.

Fœm. *Nigra; abdominis incisuræ albæ; pedes fulvi, tibiis posticis apice nigris; alæ basi subflavescentes.*

Atomosia rufipes, *Macq. Dipt. Exot. i. 2, 39, 9.*

Philadelphia.

## West Indies.

## 4. ATOMOSIA TIBIALIS.

Mas. *Nigra*; femora basi, genua tibieque fulva; alæ hyalinæ.

*Atomosia tibialis*, Macq. *Dipt. Exot. Suppl.* 1, 76, 6.

Merida, Yucatan. West Indies.

## 5. ATOMOSIA INCISURALIS.

Fœm. *Nigra*; abdominis incisuræ albidæ; tibie fuscæ; alæ subcinereæ.

*Atomosia incisuralis*, Macq. *Dipt. Exot.* i. 2, 76, 4, pl. 7, f. 1.

Cuba.

## South America.

## A. Alæ unicolores.

## A. Thorax niger.

## a. Femora non annulata.

## a. Venæ cubitalis furca antica simplex.

## i. Abdomen nigrum.

\* Alæ hyalinæ aut subhyalinæ.

† Pedes non hirti.

‡ Pedes nigri; genua rufa.

§ Alæ hyalinæ. - - - brevicornis, Macq.

§§ Alæ subcinereæ. - - - geniculata, Wied.

‡‡ Pedes anteriores flavi. - - - antica, Wied.

†† Pedes ciliati. - - - dasypus, Wied.

\*\* Alæ subflavescentes. - - - pleuritica, Wied.

\*\*\* Alæ infumatæ.

† Pedes toti nigri. - - - pusilla, Wied.

†† Tibiæ flavæ. - - - scoriacca, Wied.

## ii. Abdomen submetallicum.

\* Alæ subhyalinæ. - - - unicolor, Macq.

\*\* Alæ infumatæ. - - - minuta, Wied.

## b. Venæ cubitalis furca antica ramulum rejiciens.

appendiculata, Macq.

b. Femora postica flavo annulata. - - - annulipes, Macq.

B. Thorax æneus. - - - nigroænea, Walk.

## B. Alæ basi hyalinæ apice nigræ.

A. Thorax niger. - - - nigripes, Macq.

B. Thorax cupreus. - - - dispar, Walk.

## 6. ATOMOSIA BREVICORNIS.

• Fœm. *Nigra*; *mystax niger*; *antennæ breves*; *abdominis incisuræ albæ*; *genua rufa*; *alæ hyalinæ*.

*Atomosia brevicornis*, Macq. *Dipt. Exot.* i. 2, 76, 5.

Brazil.

## 7. ATOMOSIA GENICULATA.

*Nigra*; *abdominis incisuræ albæ*; *genua rubida*; *alæ subcinereæ*; *halteres rufescentes*.

*Laphria geniculata*, Wied. *Dipt. Exot.* i. 241, 19; *Auss. Zweifl.* i. 528, 51.

Brazil.

## 8. ATOMOSIA ANTICA.

*Nigra*; *pedes anteriores flavi*; *alæ limpidæ*.

*Laphria antica*, Wied. *Auss. Zweifl.* i. 5, 30, 55.

Brazil.

## 9. ATOMOSIA DASYPUS.

Fœm. *Nigra*; *abdominis incisuræ albæ*; *pedes posteriores nigro ciliati*; *alæ limpidissimæ*.

*Laphria dasypus*, Wied. *Auss. Zweifl.* i. 527, 48.

α. Santarem, Brazil. From Mr. Bates' collection.

## 10. ATOMOSIA PLEURITICA.

Fœm. *Nigra*; *antennarum articulus 3us haud clavatus*; *pleuræ et pedes mellea*; *alæ subflavescentes*.

*Laphria pleuritica*, Wied. *Auss. Zweifl.* i. 257, 49.

Brazil.

Var. β.? *Tibiæ posticæ apice nigræ*.

α. Santarem, Brazil. From Mr. Bates' collection.

## 11. ATOMOSIA PUSILLA.

Fœm. *Nigra*; *humeri et genua rubida*; *alæ infumata*.

*Laphria pusilla*, Wied. *Auss. Zweifl.* i. 532, 59.

Brazil.

## 12. ATOMOSIA SCORIACEA.

*Scoriaceo-nigra ; tibiæ flavæ ; alæ infumatæ.*

*Laphria scoriacea*, *Wied. Auss. Zweifl.* i. 529, 53.

Brazil.

## 13. ATOMOSIA UNICOLOR.

*Fœm. Nigra ; abdomen cyaneo-nigrum ; pedes nigro-fusci, albo hirti ; alæ subhyalinæ.*

*Atomosia unicolor*, *Macq. Dipt. Exot.* i. 2, 75, 3, pl. 7. f. 2, 3.

Allied to *Laphria puella*, *Wied.*

Brazil.

## 14. ATOMOSIA MINUTA.

*Fœm. Nigra ; abdomen submetallicum nitens ; alæ infumatæ.*

*Laphria minuta*, *Wied. Auss. Zweifl.* i. 530, 56.

Brazil.

## 15. ATOMOSIA\* APPENDICULATA.

*Fœm. Nigra ; abdominis incisuræ albæ ; alæ hyalinæ ; venæ cubitalis furca antica ramulum rejiciens.*

*Atomosia appendiculata*, *Macq. Dipt. Exot. Suppl.* 1, 76, 7, pl. 8, f. 1.

Cayenne.

## 16. ATOMOSIA ANNULIPES.

*Nigra ; thorax flavo tomentosus ; abdomen cyaneo-nigrum ; femora postica flavo annulata.*

*Atomosia annulipes*, *Macq. Dipt. Exot.* i. 2, 74, 1.

Brazil.

## 17. ATOMOSIA NIGRÆNEA.

*Atomosia nigroænea*, *Diptera Saundersiana*, Pt. 2, 154.

Colombia.

## 18. ATOMOSIA NIGRIPES.

*Fœm. Nigra ; alæ basi hyalinæ, apice nigræ.*

*Atomosia nigripes*, *Macq. Dipt. Exot.* i. 2, 74, 2.

Brazil.

## 19. ATOMOSIA DISPAR.

*Purpureo-cuprea*; facies, pectus et tibiæ anteriores argenteo tomentosa; abdomen et pedes nigra; tibiæ anteriores setis longis; femora postica subtus spinosa; alæ nigro-cinereæ, basi limpidæ.

Dark purplish cupreous. Thorax and hind part of the head with a few black bristles. Face, pectus and anterior tibiæ with silvery white tomentum. Mystax with a few white bristles. Abdomen dull black, tapering from the base to the tip, narrower than the thorax and more than twice its length. Legs black, hardly hairy; anterior tibiæ with long bristles; hind femora spinose beneath towards the tips. Wings blackish gray, limpid for more than one-third of the length from the base, and with some limpid marks near the base; veins black. Halteres white. Length of the body 5 lines; of the wings 9 lines.

a. Santarem, Brazil. From Mr. Bates' collection.

Asia.

## 20. ATOMOSIA PURPURATA.

*Purpurea, punctatissima*; alæ fusco-hyalinæ; pedes rufi, tibiarum apicibus tarsisque nigris.

*Atomosia purpurata*, *Westw. Trans. Ent. Soc. Lond.* v. 233, pl. 23, f. 5.

East Indies.

Country unknown.

## 21. ATOMOSIA PUELLA.

Fœm. *Nigra*; facies, mystax, vibrissæ et barba alba; genua rubida; alæ limpidæ.

*Laphria puella*, *Wied. Auss. Zweifl.* i. 531, 58.

## Genus 12. CORMANSIS.

*Atomosia* similis, at alarum venula discalis et vena externo-media 3a non conjunctæ.

*Cormansis*, *Diptera Saundersiana*, Pt. 2, 154.

## 1. CORMANSIS HALICTIDES.

*Cormansis Halictides*, *Diptera Saundersiana*, Pt. 2, 154.

East Indies.

## Genus 13. LAXENECERA.

Caput mystace conspicua. Proboscis porrecta. Antennæ triarticulatæ, non stylatæ, insertione solita; articulus 3us villosus, obtusus. Oviductus brevis. Venæ cubitalis furca antica simplex.

*Laxenecera*, Macq. *Dipt. Exot.* i. 2, 77.

*Laphria* p.? *Wied.*

Fore fork of the cubital vein slightly undulating, hind fork united to the first externo-medial vein at a long distance from the border; second externo-medial vein straight; third forming an obtuse angle with the præbrachial, joining the fourth very far from the border. Subanal united to the anal near the border.

## Africa.

- |                         |   |   |   |   |                     |
|-------------------------|---|---|---|---|---------------------|
| A. Tibiæ anticæ fulvæ.  | - | - | - | - | andrenoides, Macq.  |
| B. Tibiæ anticæ nigræ.  |   |   |   |   |                     |
| A. Thorax fulvo hirtus. | - | - | - | - | apiformis, Walk.    |
| B. Thorax albo hirtus.  | - | - | - | - | nigro-cuprea, Walk. |

## Africa.

## 1. LAXENECERA ANDRENOIDES.

Fœm. *Nigra, flavido hirta; tibiæ anticæ fulvæ; alæ subflavescentes.*

*Laxenecera andrenoides*, Macq. *Dipt. Exot. Suppl.* 1, 76, 3, pl. 8, f. 2.

Caffraria.

## 2. LAXENECERA APIFORMIS.

*Nigra; thorax fulvo hirtus; abdomen obscure cupreum, fasciis albidis; alæ subcinereæ, apice obscuriores, venis basi et apud costam halteribusque fulvis.*

Black. Head and legs thickly clothed with long whitish testaceous hairs, some of which form the mystax. Thorax with tawny tomentum and hairs. Abdomen dark cupreous; hind borders of the segments with whitish bands. Wings grayish, rather darker towards the tips; veins black, tawny at the base and along the costa. Halteres tawny. Length of the body 6 lines; of the wings 10 lines.

a. Port Natal. From Mr. Plant's collection.

## 3. LAXENECERA NIGRO-CUPREA.

*Nigro-cuprea*, albo pilosa; abdomen fasciis interruptis albo tomentosis; alæ subcinereæ; halteres fulvi.

Blackish cupreous. Head black, clothed with whitish hairs, and on the hinder part with some black hairs. Face with black hairs. Mystax with slender white bristles. Proboscis, anteunæ and legs black. Thorax with whitish hairs; a few black bristles on each side. Hind borders of the abdominal segments with interrupted bands of white down. Legs with whitish hairs and with a few short black bristles; tarsi beneath with gilded tomentum. Wings slightly grayish; veins black, tawny at the base and along the costa. Halteres tawny. Length of the body 7 lines; of the wings 12 lines.

a. Port Natal. From Mr. Plant's collection.

East Indies.

## 4. LAXENECERA ALBIBARBIS.

*Nigra*; barba alba; mystax maris niger, fœm. albus; abdominis segmenta albo fasciata; tibiæ flavicantes; alæ flavescentes.

*Laxenecera albibarbis*, Macq. *Dipt. Exot.* i. 2, 78, 2, pl. 7, f. 4.  
*Acurana sexfasciata*? *Diptera Saundersiana*, Pt. 2, 107.

Bengal.

a. East Indies. From Mr. Saunders' collection.

## 5. LAXENECERA FLAVIBARBIS.

*Nigra*; barba flava; mystax maris niger, fœm. flavus; abdominis segmenta flavo fasciata; tibiæ fuscæ, albido hirtæ; alæ hyalinæ, basi flavescentes.

*Laxenecera flavibarbis*, Macq. *Dipt. Exot.* i. 2, 77, 1.

*Laphria hirticornis*? Guér. *Icon. Règne Anim. Ins.* pl. 94, f. 1.  
*Texte*, iii. 536.

Bengal.

*Laphria Bengalensis*, Wied. may belong to this genus.

## Genus 14. TAPINOCERA.

Caput mystace conspicuo. Proboscis porrecta. Antennæ triarticulatæ, non stylatæ, insertione infima; articulus 3us obtusus. Oviductus brevis, venæ cubitalis furca antica simplex.

*Tapinocera*, Macq. *Dipt. Exot.* i. 2, 78.

*Laphria*, p., Wied.

## 1. TAPINOCERA BREVICORNIS.

Mas. *Nigra, albo picta; pedes nigro-fusci, tibiis flavescentibus; alæ limpidissime.*

*Laphria brevicornis*, *Wied. Auss. Zweifl. ii. Suppl. 646, 67.*

*Tapinocera brevicornis*, *Macq. Dipt. Exot. i. 2, 79, pl. 6, f. 5.*

New Holland.

## Genus 15. PHONEUS.

Caput mystace conspicuo. Proboscis porrecta. Antennæ triarticulatæ, non stylatæ; articulus 3us obtusus. Oviductus elongatus. Alarum venæ cubitalis furca antica ramulum rejiciens.

*Phoneus*, *Serv. Macq. Dipt. Exot. i. 2, 79.*

Fore fork of the cubital vein slightly curved, angular and emitting a branch near its base; hind fork and first externo-medial vein converging towards each other at some little distance apart on the border; second externo-medial nearly straight; third forming a slightly obtuse angle with the præbrachial, joining the fourth at a long distance from the border. \* Subanal joining the anal near the border.

## 1. PRONEUS SERVILLEI.

*Facies alba; mystax niger; thorax fusco trifasciatus; abdomen testaceum; pedes nigri; alæ flavicantes, venis fusco limbatis.*

*Phoneus Servillei*, *Macq. Dipt. Exot. i. 2, 79, 1, pl. 7, f. 5.*

Brazil.

## Sub-family 4. ASILITES.

Ocelli tres. Antennæ 3-articulatæ; arista elongata. Alarum vena radialis subcostali ad apicem sæpissime connexa.

*Asilitæ*, *Macq.*

A. Corpus depressum, latissimum. Abdomen ciliatum.

1. *Craspedia.*

B. Corpus non depressum, nec latum, nec ciliatum.

A. Alarum vena radialis furcata; cubitalis simplex.

1. Antennarum articulus 3us elongatus. - 2. *Mallophora.*



- B. Antennarum articulus 3us brevis. - - - 3. *Trupanea*.  
 B. Alarum vena cubitalis furcata; radialis simplex.  
 C. Alarum vena radialis subcostali ad apicem connexa.  
 a. Facies valde prominens. - - - 4. *Erax*.  
 b. Facies plana aut paulo prominens.  
 i. Oviductus corona spinularum armatus.  
 \* Facies plana. - - - 5. *Apoclea*.  
 \*\* Facies paulo prominens. - - - 6. *Proctacanthus*.  
 ii. Oviductus spinulis nullis.  
 \* Facies paulo prominens.  
 † Antennarum arista mediocris.  
 † Arista simplex.  
 § Sexualia exserta.  
 || Arista gracilis. - - - 7. *Asilus*.  
 ||| Arista crassa. - - - 8. *Polyphonus*.  
 §§ Sexualia occulta. - - - 9. *Atractia*.  
 †† Arista subtus ciliata. - - - 10. *Ommatius*.  
 †† Antennarum arista longissima, apice spatulata.  
 11. *Lecania*.  
 \*\* Facies plana. - - - 12. *Sen oprosopus*.  
 B. Alarum vena radialis costali ad apicem connexa.  
 a. *Onychia distincta*.  
 i. *Corpus breve*. - - - 13. *Damalis*.  
 ii. *Corpus attenuatum*. - - - 14. *Pheneus*.  
 b. *Onychia nulla*. - - - 15. *Leptogaster*.

### Genus 1. CRASPEDIA.

*Corpus latissimum*. Facies valde convexa. *Mystax* dense setosus. Proboscis longa, recta, lanceolata. Antennarum articulus 1us 2o duplo longior; 3us longilanceolatus, arista brevissima, 1o fere quadruplo longior. Abdominis latera fasciculis ciliata. Femora tibiæque subtus spinosa.

*Craspedia*, *Macq. Dipt. Exot.* i. 2, 83.

*Asilus*, p., *Wied.*

*Blepharotes*, *West.*

Radial vein joining the subcostal at a long distance from the tip of the latter. Fore fork of the cubital vein very slightly curved; hind fork much curved, forming, with the fore fork, a subfusiform areolet. First externo-medial vein curved; second straight; third forming a hardly obtuse angle with the præbrachial, joining the fourth far from the border. Subanal joining the anal very far from the border.

## 1. CRASPEDIA CORIARIA.

*Nigra; mystax albidus; abdomen rufum, nigro ciliatum; alæ fusæ.*

*Asilus coriarius, Wied.*

*a—d. Melbourne, Australia. From Mr. Baly's collection.*

## 2. CRASPEDIA AUDOUINII.

*Nigra; mystax aureus; abdomen cæruleo-nigrum; alæ nigro-fusæ, venis posticis flavo marginatis.*

*Craspedia Audouinii, Macq.*

*Australia.*

## Genus 2. MALLOPHORA.

Corpus non depressum, nec ciliatum. Antennarum articulus 3us lanceolatus, arista longissima. Alæ venis externo-mediis quinque.

*Mallophora, Serville. Macq. Hist. Nat. Dipt. Loew, Linn. Ent. iii. 390, 1.*

*Asilus, p., Wied.; Perty.*

*Dasyopogon, p., Fabr.*

Mediastinal vein ending at much beyond half the length of the wing. Subcostal connected with the fore fork of the radial near the tip of the wing. Forks of the radial very long; hind fork curved forward, joining the costal at a little in front of the tip of the wing, very near the cubital, and connected with it by a transverse veinlet, from whence a spurious vein proceeds to the border. First externo-medial slightly curved and parallel to the cubital in its apical part, connected with the cubital before the middle of the discal areolet by a transverse veinlet, from whence proceeds a second spurious vein, while a third proceeds from the veinlet which connects the first and second externo-medial veins and terminates the discal areolet. Third externo-medial very slightly curved, forming a nearly right angle with the præbrachial, joining the fourth at a long distance from the border. Subanal connected with the anal at some distance from the border. The wing-veins of this genus indicate that its flight is more powerful than that of other *Asilites*, and accord with its robust structure. In *M. heteroptera* and in *M. singularis* the cubital and the first externo-medial veins are united near the border, and in the latter species the third externo-medial forms an obtuse angle with the præbrachial, and joins the fourth at a very long distance from the border.

In this genus, of which *Trupanea* is a subgenus or group, the veins of the wings differ much in structure from those of the other *Asilites* and of the *Dasygogonites* and *Laphrites*. The veins are equal in number to those of the other *Asilidæ*, but the radial vein is forked at more or less before half its length, and the cubital is simple.

## North America.

- A. Alæ nigro-fuscæ. - - - - - ardens, Macq.  
 B. Alæ fuscæ.  
 A. Corpus pilis pallidis. - - - - - analis, Macq.  
 B. Corpus pilis ex parte nigris. - - - - - orcina, Wied.  
 C. Alæ flavescentes.  
 A. Tibiæ nigræ. - - - - - bomboides, Hoffm.  
 B. Tibiæ fulvæ. - - - - - heteroptera, Macq.  
 D. Alæ hyalinæ, extus obscuræ. - - - - - minuta, Macq.

## 1. MALLOPHORA ARDENS.

Mas. *Atra; thorax rubro hirsutus; abdomen basi flavum, apice nigrum; alæ nigro-fuscæ, violaceo nitentes.*

*Mallophora ardens*, Macq. *Hist. Nat. Dipt.* i. 302, 4; *Dipt. Exot.* i. 289, 12, pl. 8, f. 2.

United States.

## 2. MALLOPHORA ANALIS.

*Nigra; alæ fuscæ.* Mas.—*Rufo pilosus.* Fœm.—*Flavo pilosus.*

*Mallophora analis*, Macq. *Dipt. Exot. Suppl.* 1, 78, 20.

Texas.

## 3. MALLOPHORA ORCINA.

Fœm. *Nigra, nigro hirta; thorax apice, scutellum et abdomen basi sulphureo hirta; alæ cinereo-fuscæ.*

*Asilus orcinus*, Wied. *Auss. Zweifl.* i. 477, 79.

United States.

## 4. MALLOPHORA BOMBOIDES.

*Atra; caput, pleuri, scutellum et abdomen basi apiceque alba, aut cinerea, aut flava.*

*Asilus bomboides*, Hoffm.; Wied.

Georgia.

## 5. MALLOPHORA HETEROPTERA.

Fœm. *Atra*; thorax et abdomen flavo hirsuta; tibiæ fulvæ; alæ flavescens, ad costam subfusca, venis externo-mediis 1a et 2a antè alæ marginem conjunctis.

*Mallophora heteroptera*, Macq. *Dipt. Exot.* i. 2, 90, 13, pl. 8, f. 3.  
Philadelphia.

## 6. MALLOPHORA MINUTA.

*Nigra*; *mystax albidus*; thorax flavo pilosus, disco nigro; abdominis segmenta albo marginata; pedes flavo pilosi, tibiis basi flavis; alæ hyalinæ, extus obscuræ.

*Mallophora minuta*, Macq. *Hist. Nat. Dipt.* i. 302, 5.  
Philadelphia.

West Indies.

## 7. MALLOPHORA SCOPIFERA.

Mas. *Nigra*; scutellum flavum; abdomen flavo pilosum, ano nigro; pedes castanei, tarsis posticis nigro hirsutissimis; alæ rufescentes.

*Mallophora scopifera*, Macq. *Dipt. Exot.* i. 2, 89, 10.  
Cuba.

*Asilus scopifer*? *Wied. Auss. Zweifl.* i. 478, 83.

*Ochracea*; antennæ fulvæ, articulo 3o nigro; thorax vittis obsoletissimis nigris; abdomen nigrum, albo pilosum; pedes castaneo fusci, tibiis posticis basi albis; alæ flavescens.

Brazil.

South America.

## A. Abdomen non metallicum.

A. Alæ nigro-fuscæ. - - - - Freycineti, Macq.

## A. Corpus totum nigro hirtum.

a. Tibiæ tarsique anteriora nigra. - Xylocopides, Walk.

b. Tibiæ tarsique anteriora rufa. - - contraria, Walk.

## B. Corpus ex parte ferrugineo hirtum.

a. Scutellum fulvo hirtum. - - infernalis, Wied.

b. Scutellum nigro hirtum. - - - Minos, Wied.

B. Alæ fusca, basi et ad costam nigræ. - - albifrons, Walk.

## C. Alæ fuscæ.

## A. Thorax niger.

## a. Pedes toti nigro hirti.

i. Thorax totus nigro hirtus. - - Pluto, *Wied.*

ii. Thorax ex parte fulvo hirtus.

\* Abdomen nigro hirtum. - Leschenaultii, *Macq.*\*\* Abdomen rufo hirtum. - rufiventris, *Macq.*\*\*\* Abdomen apice rufo hirtum. - ruficauda, *Wied.*

## b. Pedes ex parte flavo pilosi.

i. Thorax totus nigro hirtus.

\* Abdomen totum nigro hirtum. - tibialis, *Macq.*

\*\* Abdomen ex parte flavo hirtum.

i. Abdomen subtus apice flavo hirtum. ventralis, *Macq.*ii. Abdomen fulvo hirtum. - - robusta, *Wied.*

ii. Thorax ex parte flavo hirtus.

\* Abdomen basi apiceque flavum. - Sylveirii, *Macq.*\*\* Abdomen flavo trifasciatum. - - ciliata, *Walk.*\*\*\* Abdomen flavum, apice nigrum. - opposita, *Walk.*\*\*\*\* Abdomen totum nigrum. - cinerascens, *Walk.*

## B. Thorax cinereus, fuscus aut castaneus.

a. Femora nigra. - - - antiqua, *Walk.*

b. Femora ex parte nigra.

i. Abdomen nigrum. - - - pusilla, *Macq.*ii. Abdomen fuscum. - - - singularis, *Macq.*b. Femora mellea. - - - geniculata, *Macq.*

## D. Alæ fulvæ aut flavescentes.

A. Thorax nigro pilosus. - - - Lampon, *Walk.*

## B. Thorax fulvo pilosus.

## a. Abdomen concolor.

i. Tarsi nigri.

\* Femora nigra. - - - nigrifemorata, *Macq.*\*\* Femora mellea. - - - nigritarsis, *Fabr.*ii. Tarsi postice argentei. - - - argentipes, *Macq.*b. Abdomen ferrugineum. - - - Amphinome, *Walk.*E. Alæ fasciatæ. - - - fasciata, *Walk.*F. Alæ limpidæ. - - - tricolor, *Walk.*G. Alæ ——— ? - - - atra, *Macq.*

## B. Abdomen metallicum.

A. *Mystax fulvo hirtus.* - - - candens, *Walk.*B. *Mystax nigro hirtus.* - - - purpurea, *Walk.*

## 8. MALLOPHORA FREYCINETI.

Fœm. *Cærulco-nigra*; *alæ nigro-fuscæ, cæruleo nitentes.*

*Mallophora Freycineti*, *Macq. Dipt. Exot. i. 2, 85, 2*; *Suppl. 1, 77, 19.*

Brazil.

## 9. MALLOPHORA XYLOCOPIDES.

*Mallophora Xylocopides*, *Diptera Saundersiana*, Pt. 2, 111.

Parà.

## 10. MALLOPHORA CONTRARIA.

*Mallophora contraria*, *Diptera Saundersiana*, Pt. 2, 113.

South America.

## 11. MALLOPHORA INFERNALIS.

*Nigra*; *scutellum et abdominis latera fulvo hirta*; *alæ nigro-fuscæ, cæruleo nitentes.*

*Asilus infernalis*, *Wied. Dipt. Exot. i. 202, 35*; *Auss. Zweifl. i. 475, 76.*

Brazil.

## 12. MALLOPHORA MINOS.

*Nigra*; *scutellum nigro hirtum*; *abdominis latera fulvo hirta*; *femora tibiæque postica ex parte flavo hirta*; *alæ nigro-fuscæ, cæruleo nitentes.*

*Asilus Minos*, *Wied. Auss. Zweifl. i. 478, 82.*

Brazil?

## 13. MALLOPHORA ALBIFRONS.

*Nigra, nigro hirta*; *caput albo pilosum*; *alæ fuscæ, cyaneu nitentes, basi et ad costam nigræ.*

*Mallophora albifrons*, *Walk. Zool. viii. Append. xcvi.*

South America.

## 14. MALLOPHORA PLUTO.

Fœm. *Nigro, nigro hirta*; *abdomen fulvo hirtum, basi nigrum*; *alæ fuscescentes, violaceo nitentes.*

*Asilus Pluto*, *Wied.*

Brazil.

## 15. MALLOPHORA LESCHENAUTII.

Mas. *Atra* ; *scutellum fulvum* ; *alæ fuscæ*.

*Mallophora Leschenaultii*, *Macq. Dipt. Exot. i. 2, 86, 3.*

Lamana, Brazil.

## 16. MALLOPHORA RUFIVENTRIS.

Fœm. *Atra* ; *caput, scutellum et abdomen rufo hirta* ; *alæ fuscæ*.

*Mallophora rufiventris*, *Macq. Dipt. Exot. i. 2, 91, 16.*

South America.

## 17. MALLOPHORA RUFICAUDA.

*Nigra, nigro hirta* ; *caput, thorax et scutellum sulphureo hirta* ; *abdomen apice fulvo hirtum* ; *alæ cinereo-fuscæ, cyaneo nitentes*. Mas.—*Pedes postici castaneo fusci, tibiis albo hirtis*.

*Asilus ruficauda*, *Wied. Auss. Zweifl. i. 476, 78.*

Monte Video.

## 18. MALLOPHORA TIBIALIS.

*Nigra* ; *tibiæ posticæ testaceæ, basi apiceque nigre* ; *alæ fuscæ*.

*Mallophora tibialis*, *Macq. Dipt. Exot. Suppl. 1, 77, 17, pl. 8, f. 3.*

Guiana.

## 19. MALLOPHORA VENTRALIS.

*Atra* ; *venter apice flava* ; *femora tibiæque postica externe flava* ; *alæ fuscæ*.

*Mallophora ventralis*, *Macq. Dipt. Exot. i. 2, 91, 15.*

South America ?

## 20. MALLOPHORA ROBUSTA.

*Nigra, nigro hirta* ; *mystax aureus* ; *abdomen fulvo hirtum, basi utrinque flavo hirtum* ; *pedes obscure castaneo fusci, tibiis posticis dimidio apicali albo hirtis, anticis intus auratis* ; *alæ fuscescentes, violaceo nitentes*.

*Asilus robustus*, *Wied. Auss. Zweifl. i. 478, 81. Macq. Dipt. Exot. Suppl. 1, 78.*

South America.

## 21. MALLOPHORA SYLVEIRII.

Fœm. *Atra; caput, scutellum et abdomen basi apiceque flava; tibiæ posticæ fuscæ aut testaceæ, albo vel flavo pilosæ; alæ fuscæ.*

*Mallophora Sylveirii, Macq. Dipt. Exot. i. 2, 86, 5.*

Brazil.

## 22. MALLOPHORA OPPOSITA.

*Mallophora opposita, Diptera Saundersiana, Pt. 2, 112.*

Brazil.

## 23. MALLOPHORA CILIATA.

*Mallophora ciliata, Diptera Saundersiana, Pt. 2, 114.*

South America?

## 24. MALLOPHORA CINERASCENS.

Fœm. *Nigra, cinereo tomentosa, subtus flavo pilosa; mystax setis fulvis nigrisque; pedes lutei, femoribus supra nigro vittatis, tibiis apice tarsisque nigris; alæ fuscescentes, ad costam obscuriores.*

Black, with cinereous tomentum; under side with yellowish hairs. Face tawny towards the epistoma. Mystax with pale tawny and with black bristles. Beard with black bristles. Abdomen on each side at the base with a tuft of yellow hairs, with which there are a few black hairs. Legs luteous, thinly clothed with short pale yellow hairs; femora above with black stripes; tarsi and tips of the tibiæ black. Wings brownish, darker along the costa. Length of the body 9 lines; of the wings 16 lines.

a. Parâ. From Mr. Bates' collection.

## 25. MALLOPHORA ANTIQUA.

Fœm. *Nigra, cinereo tomentosa; caput albo pilosum; mystax albidus; thorax vittis tribus nigricantibus; abdomen stylo lævi nitido; tibiæ luteæ, apice nigræ; alæ subfuscescentes.*

Black, with cinereous tomentum. Head testaceous in front, white, and with white hairs behind and beneath. Mystax with whitish bristles. Thorax with three blackish stripes; lateral pair interrupted; sides and scutellum with black bristles. Abdomen about twice the length of the thorax, extending beyond the wings;



apical third part stylate, shining, transversely ribbed. Legs deep black; tibiæ luteous, with black tips; onychia ferruginous. Wings slightly brownish. Halteres ferruginous. Length of the body 11 lines; of the wings 14 lines.

a. Vera Cruz. From M. Sallé's collection.

#### 26. MALLOPHORA PUSILLA.

Fœm. *Thorax castaneus; abdomen nigrum, flavido hirsutum; pedes testacei, femoribus supra nigris; alis fusca, venis externo-mediis 1a et 2a ante marginem conjunctis.*

*Mallophora pusilla*, Macq. *Dipt. Exot.* i. 2, 88, 9.

Brazil.

#### 27. MALLOPHORA SINGULARIS.

Mas. *Fusca, flavo pilosa; pedes testacei, femoribus supra nigro fasciatis; alæ fusca, venis externo-mediis 1a et 2a ante marginem conjunctis.*

*Mallophora singularis*, Macq. *Dipt. Exot.* i. 2, 87, 6, pl. 8, f. 4.

Guaratuba.

#### 28. MALLOPHORA GENICULATA.

Mas. *Fusca, fulvo pilosa; abdomen apice nigrum; pedes mellei, tibiis basi externe flavidis; alæ fusca, violaceo nitentes.*

*Mallophora geniculata*, Macq. *Dipt. Exot.* i. 2, 87, 7.

a, b. Brazil. From Mr. Bates' collection.

#### 29. MALLOPHORA LAMPON.

*Asilus Lampon*, *Cat. of Diptera*, Pt. 2, 388.

Brazil.

#### 30. MALLOPHORA NIGRIFEMORATA.

Fœm. *Fusca, fulvido pilosa; thoracis fascia nigro pilosa; abdomen maculis dorsalibus nigris; femora tarsique nigra; tibiæ melleæ; alæ pallide fusco-flavescentes.*

*Mallophora nigrifemorata*, Macq. *Dipt. Exot.* i. 2, 90, 14.

Brazil?

#### 31. MALLOPHORA NIGRITARSIS.

*Fusca, fulvido pilosa; pedes mellei, tarsis posticis dilatatis nigris; alis flavescentes.*

*Dasypogon nigratarsis*, Fabr.

This species and *M. cinerascens* differ from the typical form in the abdomen and the legs, which are but slightly hairy, and the latter are not ciliated. The spurious veins of the wings are indistinct.

## 32. MALLOPHORA FASCIATA.

*Atra; larva flava; abdominis segmenta flavo limbata; tibiæ posticæ basi flavæ; alæ fuscæ, fascia lata hyalina.*

*Mallophora tibialis*, Macq. *Dipt. Exot.* i. 2, 85, 1.

*Mallophora fasciata*, *Diptera Saundersiana*, Pt. 2, 112.

a. Santarem. From Mr. Bates' collection.

b. Pará. From Mr. Bates' collection.

Brazil. Guiana. Cayenne.

## 33. MALLOPHORA TRICOLOR.

*Nigra, nigro hirta; caput albo pilosum; antennæ rufæ, basi nigre; thorax rufo trivittatus; abdomen medio fulvum, apice rufum; tibiæ tarsique posticæ flavæ; alæ limpide.*

*Mallophora tricolor*, Walk. *Zool.* viii. *Append.* xeviii.

*Mallophora Amphinome*, Var. ?

a, b. Pará. From Mr. Bates' collection.

c, d. Tapayos, Brazil. From Mr. Bates' collection.

## 34. MALLOPHORA ATRA.

*Nigra; mystacis fasciculus barbaque alba; occipitis pili flavescens; femora apice et tibiæ dimidio basali subtus alba.*

*Mallophora atra*, Macq. *Hist. Nat. Dipt.* i. 302, 3.

Brazil.

## 35. MALLOPHORA CANDENS.

*Trupanca candens*, *Insecta Saundersiana*, Pt. 2, 117.

South America.

a. Pará. From Mr. Bates's collection.

In one wing of this specimen the fourth externo-medial vein forms a single much-curved vein with the fifth, which does not extend to the border.

## 36. MALLOPHORA PURPUREA.

*Atra, nigro hirta*; antennæ rufo cinctæ; scutellum, thoracisque latera picea; abdomen purpureum, segmentorum marginibus posticis fulvis; pedes picei, tarsis fulvis; alæ fuscæ.

*Trupanea purpurea*, Walk. Zool. viii. Append. xcvi.

a. Parà. From Mr. Bates' collection.

b, c. Santarem. From Mr. Bates' collection.

In this and the preceding species the abdomen is pubescent, not hairy. The fore fork of the radial vein is slightly undulating, connected with the subcostal very near the tip of the latter and near the tip of the wing. Third externo-medial vein curved outward. Subanal joining the anal near the border.

## Genus 3. TRUPANEA.

Corpus non depressum, nec ciliatum; antennæ articulo 3o brevi, stylo sat crasso; alæ arcolis tribus submarginalibus.

*Trupanea*, Macq. Dipt. Exot. i. 2, 91.

*Asilus* p., Fabr.; Wied.

Loew rejects the name *Trupanea* for this genus, and divides it into three genera, which are here mentioned as groups.

## Group 1. PROMACHUS.

Corpus crassum, plus minusve hirtum. Antennæ remotæ; articulus 3us brevis aut mediocriter elongatus. Abdomen obconicum, mediæ longitudinis. Pedes sat validi, non incrassati; tarsorum articulus 1us 2o æqualis aut paullo longior. Mas.—Abdomen alas non superans. Sexualia mediæ magnitudinis, valde extantia. Fem.—Sexualia elongata, stylata.

*Promachus*, Loew, Linn. Ent. iii. 390, 2; 403.

Wing-veins like those of *Mallophora*. Male.—Sexualia larger and more prominent than those of *Mallophora*. Fem.—Sexualia more divergent than those of *Mallophora*.

*Trupanea maculata* Fabr.; *T. picta* Meig.; *T. leonina* Loew; *T. trichonotus* Wied.; *T. fasciata* Fabr.

## Group 2. PHILODICUS.

Corpus nudiusculum. Antennæ approximatae; articulus 3us

elongatus. Pedes spinosi, sat graciles; tarsorum articulus 1us 2o duplo longior. *Mas.*—Sexualia mediocriter crassa. *Fœm.*—Sexualia obconica, circulo spinarum terminata.

*Philodiceus*, *Loew*, *Linn. Ent.* iii. 391, 3; 403.

Legs more slender and more spinose than those of *Promachus*.

*Trupanea javana*, *Wied.*

### Group 3. ALCIMUS.

Còrpus nudum. Antennæ approximatæ; articulus 3us longiusculus, sat tenuis. Abdomen tenue, elongatum. Pedes graciles; tarsorum articulus 1us 2o 3oque conjunctim plerumque longior. *Mas.*—Sexualia parva, recta. *Fœm.*—Sexualia attenuata, cylindrica, circulo spinarum terminata.

*Alcimus*, *Loew*, *Linn. Ent.* iii. 391, 4, 403.

*Trupanea longipes*, *Macq.*, and most South African species.

### Europe.

#### 1. TRUPANEA LEONINA.

*Mas. et Fœm.* *Nigra, densissime flavo pilosa; tibiæ luteæ; alæ fuscescentes.*

*Promachus leoninus*, *Loew*, *Linn. Ent.* iii. 404, 1.

Asia Minor and the Isles of Greece.

### Europe?

#### 2. TRUPANEA MACULATA.

*Fulvo-cinerea; thorax vittis obsoletis fuscis; abdomen ferrugineum, maculis dorsulibus atris; pedes fuscî, tibiis luteis; alæ limpida; halteres fuscî.*

*Asilus maculatus*, *Fabr. Syst. Ent.* 794, 17, 21; *Sp. Ins.* ii. 464, 21; *Ent. Syst.* iv. 383, 33. *Gmel. ed. Syst. Nat.* i. 5, 2898, 29. *Wied. Zool. Mag.* i. 2, 28; *Dipt. Exot.* i. 202, 36; *Auss. Zweifl.* i. 483, 89. *Meig. Zweifl.* ii. 307, 1.

*Dasyogon maculatus*, *Fabr. Syst. Antl.* 169, 24.

*Trupanea maculata*, *Macq. Dipt. Exot.* i. 2, 99, 17.

*Promachus maculatus*, *Loew*, *Linn. Ent.* iii. 406.

Caucasus. East Indies. Cochin China.

## 3. TRUPANEA PICTA.

*Testaceo-nigroque varia ; mystax sulphureus ; antennæ apice clavatae ; pedes nigri, tibiis anterioribus testaceis ; alæ fuscæcentes ; halteres fuscæ.*

*Asilus pictus, Meig. Zweifl. ii. 307, 2, pl. 21, f. 6, 8.*

Hungary?

## North America.

A. Femora nigra ; tibiæ rubidæ.

A. Thorax glauco-cinereus. - - - - - vertebrata, Say.

B. Thorax niger, flavo hirtus.

    a. Alæ apud margine posticum fuscæcentes. laphroides, Wied.

    b. Alæ obscure fuscæ. - - - - - perpusilla, Walk.

B. Femora nigro vittata. - - - - - lævinus, Walk.

C. Pedes castaneo fuscæ. - - - - - quadrata, Wied.

D. Pedes rufi. - - - - - rubiginis, Walk.

E. Pedes testacei. - - - - - Bastardii, Macq.

## Group 1.

Corpus hirtum, setosum. Facies apud epistoma valde convexa. Mystax densissime pilosus. Proboscis valida, lanceolata. Antennarum articulus 1us 2o plus duplo longior ; 3us 1o non longior ; arista 3o duplo longior. Pedes validi, pilosi, spinosi. *Mas.*—Abdomen oblanceolatum, apice fasciculatum. *Fem.*—Abdomen bis triente basali longi-obconicum, triente apicali valde compressum, spiniforme.

Mediastinal vein ending at a little beyond half the length of the wing. Forks of the radial vein very long ; fore fork hardly undulating, connected with the subcostal very near the tip of the latter and near the tip of the wing ; hind fork slightly curved forward, joining the costal at very little in front of the tip of the wing very near the cubital, and connected with it by a transverse veinlet. First externo-medial hardly curved, but nearly parallel to the cubital, with which it is connected by a transverse veinlet at one-third of the length of the discal areolet ; second almost straight ; third slightly curved, forming a very slightly obtuse angle with the præbrachial, joining the fourth far from the border of the wing. Subanal joining the anal at some distance from the border. The shorter third joint of the antennæ seems to be the only character which distinguishes this genus from *Mallophora*.

## 4. TRUPANEA VERTEBRATA.

*Glauco-cinerascens*; abdomen maculis transversis nigellis; tibiæ rubidæ.

*Asilus* vertebratus, *Say, Journ. Acad. Philad.* 47, 1. *Wied. Auss. Zweifl.* i. 485, 91.

*Trupanea* vertebrata, *Macq. Dipt. Exot.* i. 2, 103, 27.

United States.

## 5. TRUPANEA LAPHROIDES.

*Nigra*; caput albo pilosum; thorax flavido hirtus; abdominis incisuræ flavescentes; tibiæ fulvæ; alæ apud marginem posticum fuscescentes.

*Asilus* laphroides, *Wied. Auss. Zweifl.* i. 483, 88.

Kentucky.

## 6. TRUPANEA PERPUSILLA.

*Trupanea* perpusilla, *Insecta Saundersiana*, Pt. 2, 123.

United States.

## 7. TRUPANEA LÆVINUS.

*Asilus* lævinus, *Cat. of Diptera*, Pt. 2, 392.

United States.

## 8. TRUPANEA QUADRATA.

*Mas. Rufo-fusca*; thorax vittis tribus fuscis; abdomen nigrum, fuscano limbatum, incisuris albis; pedes castaneo fuscis; alæ subflavescentes.

*Asilus* quadratus, *Wied. Dipt. Exot.* i. 201, 34; *Auss. Zweifl.* i. 485, 90.

Georgia.

## 9. TRUPANEA RUBIGINIS.

*Trupanea* rubiginis, *Insecta Saundersiana*, Pt. 2, 123.

North America.

## 10. TRUPANEA BASTARDII.

*Mas. Nigra*; abdominis incisuræ albæ, medio interruptæ; pedes testacei; alæ flavidæ.

*Trupanea* Bastardii, *Macq. Dipt. Exot.* i. 2, 104, 30.

North America.

## South America.

## A. Thorax niger aut cinereus.

## A. Abdomen non metallicolor.

## A. Alæ fuscae.

a. Abdomen cingulis albis. - - fuscipennis, *Macq.*

b. Abdomen basi albo fasciatum. - annularis, *Fabr.*

## B. Alæ hyalinæ.

a. Pedes toti nigri. - - - nigripes, *Macq.*

## b. Pedes ex parte pallidi.

i. Abdomen incisuris albidis. - - gracilis, *Macq.*

ii. Abdomen lateribus testaceis. - spissibarbis, *Macq.*

B. Abdomen chalybeum. - - barbipes, *Wied.*

c. Alæ flavescentes. - - pyrrhomystax, *Wied.*

B. Thorax fuscus. - - calida, *Fabr.*

## C. Thorax fuscus, vittis fulvis.

A. Femora nigra. - - rufipes, *Fabr.*

B. Femora fulva. - - captans, *Walk.*

## D. Thorax fulvus aut cervinus vittis nigris.

A. Thorax cristatus. - - trichonotus, *Wied.*

## B. Thorax non cristatus.

## A. Alæ fuscæ.

a. Abdomen fasciis fulvis aut testaceis. - flavifasciata, *Macq.*

b. Abdomen fasciis albis. - breviscula, *Walk.*

## B. Alæ fuscæ, apice cinereæ.

a. Thorax nigro brivittatus. - - mitescens, *Walk.*

b. Thorax nigro quadrivittatus. - substituta, *Walk.*

## C. Alæ flavidæ.

a. Pedes castanei. - - quatuor lineata, *Macq.*

## b. Pedes nigri.

i. Abdominis latera maculata. - - nigripes, *Fabr.*

ii. Abdominis latera non maculata. - Heydenii, *Wied.*

E. Thorax flavidus, fusco vittatus. - - connexa, *Wied.*

F. Thorax fulvus. - - perfecta, *Walk.*

## Group 1.

Corpus pilosum, non setosum. Facies apud epistoma convexa. *Mystax* dense pilosus. Proboscis valida, lanceolata. Antennarum articulus 1us 2o duplo longior; 3us 1o non longior; arista 1o plus duplo longior. Pedes validi, spinosi, parce pilosi. *Mas.*—Abdomen oblanccolatum, apice non fasciculatum. *Fem.*—Abdomen longi-obconicum, triente aut plus triente apicali valde compressum, spiniforme.

Fore fork of the radial vein hardly undulating, joining the sub-

costal at a short distance from the tip of the latter; hind fork curved forward; cubital vein almost straight, connected with the radial by a veinlet much beyond the end of the discal areolet, and with the fore branch of the præbrachial by a veinlet at much before half the length of the discal areolet. First externo-medial vein parallel to the cubital; third forming a slightly obtuse angle with the præbrachial, joining the fourth far from the border. Subanal joining the anal far from the border.

*Trupanea annularis*, Fabr.; *T. flavifasciata*, Macq.; *T. breviscula*, Walk.

#### 11. TRUPANEA FUSCIPENNIS.

Mas. *Nigra*; *mystax supra niger, subtus fulvus*; *thorax lineis et abdomen incisuris albis*; *alæ fusæ*.

*Trupanea fuscipennis*, Macq. *Dipt. Exot. Suppl.* 1, 81, 44, pl. 8, f. 4.

New Grenada. Warm Region.

#### 12. TRUPANEA ANNULARIS.

*Nigra, nigro hirta*; *caput subtus albido hirtum*; *abdomen basi albo fasciatum*; *tibiæ flavæ, basi apiceque nigræ*; *alæ fusæ*.

*Dasypogon annularis*, Fabr.

#### 13. TRUPANEA NIGRIPES.

Fœm. *Atra*; *thorax lineis, abdomen incisuris lateribusque cinereis*; *alæ violaceo hyalinæ*.

*Trupanea nigripes*, Macq. *Dipt. Exot.* i. 2, 101, 23.

Brazil.

#### 14. TRUPANEA GRACILIS.

Mas. *Cinerea, gracilis*; *abdomen fuscum, incisuris albidis*; *pedes nigri, femoribus subtus tibiisque apice testaceis, tarsis fusco-fulvis*; *alæ hyalinæ, apice cinereæ*.

*Trupanea gracilis*, Macq. *Dipt. Exot.* i. 2, 102, 25.

Brazil.

#### 15. TRUPANEA SPISSIBARBIS.

Mas. *Mystax flavus*; *thorax cinereo tomentosus vittis fuscis*; *abdominis latera testacea*; *femora postica supra testacea*; *alæ subhyalinæ*.

*Trupanea spissibarbis*, Macq. *Dipt. Exot. Suppl.* 1, 80, 43.

Chili.



## 16. TRUPANEA BARBIPIES.

*Nigra*; thorax vittis fuscescentibus; abdomen chalybeum, fulvo hirtum; tibiæ posticæ fulvo barbatae; pedes castaneo fuscescentes; alæ subviolaceæ.

*Laphria barbipes*, Wied. Zool. Mag. iii. 48, 11; *Dipt. Exot.* i. 239, 13.

*Asilus barbipes*, Wied. Auss. Zweifl. i. 480, 86.

Brazil.

## 17. TRUPANEA? PYRRHOMYSTAX.

*Nigra*; thorax cinerascens, nigro vittatus; abdomen utrinque maculis transversis segmentoque apicali albis, forcipe rubro; alæ flavescens, apice cinereæ.

*Asilus pyrrhomystax*, Wied. Auss. Zweifl. i. 497, 111.

*Var?* *Asilus melaleucus*, Wied. Auss. Zweifl. i. 498, 112.

Brazil.

## 18. TRUPANEA CALIDA.

*Fusca*; antennæ nigrae; thorax flavido hirtus; abdomen nigrum incisuris flavidis; pedes castaneo fuscis, tibiis fulvis; alæ flavescens.

*Asilus calidus*, Fabr. Ent. Syst. iv. 380, 17. Wied. Dipt. Exot. i. 210, 48; Auss. Zweifl. i. 482, 87.

*Laphria calida*, Fabr. Syst. Antl. 159, 12.

Brazil. Cayenne.

## 19. TRUPANEA RUFIPES.

*Fusca*; antennæ nigrae; thorax vittis fulvis aut ferrugineis; abdomen flavidum, vittis abbreviatis nigris; pedes nigri, femoribus fulvis; alæ flavidae.

*Asilus rufipes*, Fabr. Syst. Ent. 794, 16; Ent. Syst. iv. 383, 32. Wied. Dipt. Exot. i. 203, 38; Auss. Zweifl. i. 487, 93.

*Dasypogon rufipes*, Fabr. Syst. Antl. 169, 23.

South? America.

## 20. TRUPANEA CAPTANS.

*Trupanea captans*, *Insecta Saundersiana*, Pl. 2, 117.

South America.

## 21. TRUPANEA TRICHONOTUS.

*Nigra; mystax albo flavescens; thorax cervinus, cristatus, vittis nigris; abdomen fasciis duabus pilosis albis; tibiæ melleæ; alæ flavo-fuscae, apice subcinereæ.*

*Asilus trichonotus*, Wied. *Auss. Zweifl.* i. 490, 97.

*Promachus trichonotus*, Loew, *Linn. Ent.* iii. 407.

South America.

## 22. TRUPANEA FLAVIFASCIATA.

*Nigra; palpi nigro pilosi; thorax rufus nigro vittatus; abdominis segmenta rufolinbata; alæ fuscæ.*

*Trupanea flavifasciata*, Macq. *Dipt. Exot.* i. 2, 102, 26, pl. 9, f. 1.

a—c. Parà. From Mr. Bates' collection.

d. South America. From Mr. Saunders' collection.

## 23. TRUPANEA BREVIUSCULA.

*Fœm. Nigra; caput subtus albo hirtum; facies testacea; thorax fulvo quinquevittatus; pectus testaceum, nigro varium; abdomen albo bifasciatum, alæ fuscae.*

Black. Head with testaceous tomentum, white behind, clothed with white hairs beneath. Mystax with black and whitish bristles. Thorax with five tawny stripes. Pectus partly covered with pale testaceous tomentum. Abdomen with a tuft of black and whitish bristles on each side at the base; second and third segments with bands of white hairs on their hind borders, and, like the fourth, with a spot of white tomentum on each side. Wings brown. Halteres testaceous. Length of the body 6 lines; of the wings 10 lines.

This species much resembles the female of *T. flavifasciata*, but the attenuated part of the abdomen is shorter, and the abdominal hairs are of a different colour.

a. Tapayos, Amazon Region. From Mr. Bates' collection.

## 24. TRUPANEA MITESCENS.

*Trupanea mitescens*, *Insecta Saundersiana*, Pt. 2, 118.

South America.

## 25. TRUPANEA SUBSTITUTA.

*Trupanea substituta*, *Insecta Saundersiana*, Pt. 2, 119.

South America.

## 26. TRUPANEA QUATUORLINEATA.

*Cinereo-rubida*; thoracis vitta intermedia lineis quatuor fuscans; abdomen nigrum, incisuris albidis; pedes castanei; alæ flavidæ.

*Trupanea quatuorlineata*, Macq. *Dipt. Exot.* i. 2, 102, 24.

Brazil.

## 27. TRUPANEA NIGRIPES.

*Fulva*; thorax nigro vittatus; abdomen nigrum, maculis lateribus trigonis, fasciisque albido aut fulvo pilosis; pedes nigri; alæ flavescens, apice margineque postico cinereis.

*Asilus nigripes*, Fabr. *Ent. Syst.* iv. 385, 39; *Syst. Antl.* 171, 34. *Wied. Dipt. Exot.* i. 209, 47; *Auss. Zweifl.* i. 480, 85.

Brazil.

## 28. TRUPANEA HEYDENII.

*Fœm. Nigra*; thorax cervinus, nigro vittatus; abdomen fasciis basi tribus albo pilosis; alæ flavescens, areolarum apicalium discis cinereis.

*Asilus Heydenii*, Wied. *Auss. Zweifl.* i. 490, 98.

Brazil.

## 29. TRUPANEA CONNEXA.

*Flavida*; antennæ nigrae; thorax fusco vittatus; abdomen nigro tessellatum, apice omnino flavidum; pedes nigri, genubus tibiisque fulvis; alæ subflavescens.

*Asilus connexus*, Wied. *Auss. Zweifl.* i. 497, 110.

Monte Video.

## 30. TRUPANEA PERFECTA.

*Trupanea perfecta*, *Diptera Saundersiana*, Pt. 2, 120.

South America.

Canary Isles.

## 31. TRUPANEA LATITARSATA.

*Cinerea*; abdomen maculis nigris; pedes testacei, femoribus supra nigris; alæ subflavescens. Mas.—Tarsi postici late pilosi.

*Trupanea latitarsata*, Macq. *Dipt. Exot.* i. 2, 93, 2.

*Asilus latitarsatus*, Macq. *Hist. des Iles Canaries, de Webb et Berthelot.*

## 32. TRUPANEA CONSANGUINEA.

*Cinerea; facies barbaque albæ; mystax flavido-nigroque parum mixtus; abdominis segmenta singula macula magna nigro micante; pedes testacei, femoribus fascia longitrorsum nigra; alæ subflavescentes. Mas.—Anus albus.*

*Trupanea consanguinea, Macq. Dipt. Exot. i. 2, 94, 3.*

Canary Isles.

Africa.

A. Pedes nigri; tibiæ nonnumquam pallidæ.

A. Alæ subfuscæ. - - - - - temeraria, *Walk.*

B. Alæ fusco strigatæ.

a. Abdomen ferrugineum, nigro-alboque maculatum. *Walk.*  
producta, *Walk.*

b. Abdomen fuscum, fasciis canis. - Alamanus, *Walk.*

C. Alæ flavescentes.

A. Mystax niger. - - - - - fasciata, *Fabr.*

B. Mystax flavus. - - - - - caffra, *Macq.*

D. Alæ rufescentes. - - - - - Robertii, *Macq.*

B. Pedes nigro varii.

A. Abdomen fuscum aut canum. - - - Turinus, *Walk.*

B. Abdomen nigrum.

A. Abdomen rufo marginatum.

a. Abdomen rufo fasciatum.

i. Thorax vittis nigris. - - - Guineensis, *Wied.*

ii. Thorax vittis fuscis. - - - Pætinus, *Walk.*

b. Abdomen rufo non fasciatum. - - - limbata, *Macq.*

B. Abdomen rufo non marginatum.

a. Femora et tibiæ cinerea aut nigra, intus fulva.

i. Abdomen cinereum, fusco marginatum.

\* Thorax maculis quatuor nigris. - fraterna, *Wied.*

\*\* Thorax maculis duabus nigris. fraterculus, *Walk.*

ii. Abdomen nigrum albedo marginatum. vagator, *Wied.*

b. Pedes picei, tibiis ferrugineis. - Scilurus, *Walk.*

c. Abdomen fulvum, maculis trigonis nigris.

Æditibus, *Walk.*

C. Pedes toti pallidi.

A. Antennæ totæ nigræ. - - - Senegalensis, *Macq.*

B. Antennæ basi rufescentes. - - - Mimus, *Wied.*

C. Antennæ cinctæ.

a. Abdomen cinereum, maculis nigris. - fulvipes, *Macq.*

b. Abdomen fulvum; fem. maculis fuscis. Amatus, *Walk.*

c. Abdomen nigrum, fasciis ferrugineis. - Dorso, *Walk.*

## Group 1.

Corpus hirtum, parce setosum. Facies plana. Mystax dense setosus. Antennarum articulus 1us 2o duplo longior; 3us 1o non longior; arista 3o duplo longior. Abdomen oblanceolatum, thorace fere duplo aut plus duplo longius, apice non compressum. Pedes robusti, pilosi, spinosi.

Radial vein forked at much before half its length; fore fork hardly undulating, connected with the subcostal close to the tip of the latter, but at some distance from the tip of the wing; hind fork forming an extremely obtuse angle, whence it inclines to the fore fork, and joins the tip of the costal vein. Cubital and first externo-medial slightly inclined towards each other. Third externo-medial forming a hardly obtuse angle with the præbrachial, joining the fourth at a long distance from the border. Subanal joining the anal at some distance from the border.

*Trupanea fasciata*, *Fabr.*; *T. Guineensis*, *Wied.*; *T. Pætinus*, *Walk.*; *T. limbata*, *Macq.*; *T. Scilurus*, *Walk.*; *T. Ædithus*, *Walk.*; *T. fulvipes*, *Macq.*; *T. Dorso*, *Walk.*

## Group 2.

Corpus hirtum, parce setosum. Facies plana. Mystax sat dense setosus. Antennarum articulus 1us 2o duplo longior; 3us lanceolatus; 1o longior; arista 3o longior. Abdomen oblanceolatum, thorace fere duplo aut plus duplo longius. Pedes robusti, spinosi, vix pilosi. *Mas.*—Abdomen alas non superans. *Fæm.*—Abdomen alas multo superans, apice nitens subcompressum.

Radial vein forked at a little beyond one-third of its length; forks slightly curved, parallel to each other; fore fork joining the subcostal very near the tip of the latter. Cubital and first externo-medial very slightly curved, almost parallel to each other; cubital joined to the radial by a veinlet at a little before the end of the discal areolet, and with the fore branch of the præbrachial by a veinlet at much before the middle of the discal areolet. Third externo-medial forming a slightly obtuse angle with the præbrachial, joining the fourth far from the border. Subanal joining the anal very near the border.

*Trupanea fraterna*, *Wied.*; *T. fraterculus*, *Walk.*

## Group 3.

Corpus valde elongatum, parce setosum, vix hirtum. Facies apud epistoma subconvexa. Mystax sat dense setosus. Antennarum articulus 1us 2o duplo longior; 3us 1o longior; arista 3o brevior. Pedes sat graciles, spinosi; tarsi longi. *Fœm.*—Abdomen thorace fere triplo longius, apicem versus subcylindricum, non compressum.

Radial vein forked at before half its length; fore fork very slightly curved, joining the subcostal close to the tip of the latter; hind fork almost straight. Cubital curved towards the first externo-medial, connected with it by a veinlet at much before half the length of the discal areolet, and with the radial by a veinlet at much before the end of the discal areolet. First externo-medial almost straight; second hardly curved; third curved, forming an obtuse angle with the præbrachial, which is also curved, joining the fourth far from the border. Subanal joining the anal close to the border.

Var.  $\beta$ . Radial vein forked at very little before half its length; fore fork hardly undulating, joining the subcostal close to the tip of the latter; hind fork slightly curved towards the tip. Cubital curved towards the first externo-medial, connected with it by a veinlet at much before half the length of the discal areolet, and with the radial by a veinlet at much before the end of the discal areolet. First externo-medial very slightly curved; second hardly undulating; third curved, forming an obtuse angle with the præbrachial, which is also curved, joining the fourth far from the border. Subanal joining the anal on the border.

The veinlet between the cubital and the radial is much nearer to the base of the fork of the latter than it is in var.  $\alpha$ ., and the veinlet between the cubital and the discal areolet is more remote from the base of the latter.

*Trupanea Alamanus*, Walk.

## Group 4.

Corpus gracile, longiusculum, parce setosum, vix hirtum. Vertex depressum. Facies parum convexa. Mystax setis nonnullis. Abdomen oblanccolatum, alas paullo superans. Pedes validi, parce spinosi, non pilosi. *Mas.*—Sexualia parva. *Fœm.*—Abdomen apice acuminatum, non compressum nec stylatum.

Radial vein forked at hardly beyond one-third of its length; fore fork abruptly curved forward near its tip, and joining the subcostal vein close to the tip of the latter; hind fork moderately

curved forward near its tip. Cubital and first externo-medial hardly curved, almost parallel to each other; cubital joined to the radial by a veinlet at four-fifths of the length of the discal areolet and very far from the fork of the radial, joined to the discal areolet by a veinlet at one-third of the length of the latter. Second externo-medial nearly straight; third curved, forming an obtuse angle with the præbrachial, which is very slightly curved, joining the fourth very far from the border. Subanal joining the anal close to the border.

*Trupanea Turinus*, *Walk.*

### 33. TRUPANEA TEMERARIA.

*Trupanea temeraria*, *Diptera Saundersiana*, Pt. 2, 121.

Senegal?

### 34. TRUPANEA PRODUCTA.

*Trupanea producta*, *Diptera Saundersiana*, Pt. 2, 124.

Cape.

### 35. TRUPANEA ALAMANUS.

*Trupanea perlonga*, *Diptera Saundersiana*, Pt. 2, 125.

a. South Africa. From Mr. Argent's collection.

b. Port Natal. From Mr. Stevens' collection.

Var.  $\beta$ . *Asilus Alamanus*, *Cat. of Diptera* Pt. 2, 428.

### 36. TRUPANEA FASCIATA.

*Nigra*; abdomen basi fasciis duabus pilosis albis; alæ flavescentes.

*Asilus fasciatus*, *Fabr.*

Sierra Leone.

### 37. TRUPANEA CAFFRA.

Mas. *Nigra*; mystax flavus; abdomen basi albo pilosum; alæ flavidæ, costa subfusca.

*Trupanea caffra*, *Macq. Dipt. Exot. Suppl.* 1, 79, 40.

South Africa.

### 38. TRUPANEA ROBERTII.

Fœm. *Nigra*; caput album; abdominis segmenta tria antica flavido pilosa; tibiæ externe castaneæ; alæ rufescentes.

*Trupanea Robertii*; *Macq. Dipt. Exot.* i. 2, 95, 6.

Senegal,

## 39. TRUPANEA TURINUS.

*Asilus Turinus*, *Cat. of Diptera*, Pt. 2, 407.

Sierra Leone.

## 40. TRUPANEA GUINEENSIS.

*Thorax rufescens, vittis quatuor nigellis; abdomen nigrum, fuscis marginibusque lateralibus rubidis; pedes rubidi, tarsis nigris; alæ subflavescentes.*

*Asilus Guineensis*, *Wied.*

Guinea.

## 41. TRUPANEA PÆTINUS.

*Asilus Pætinus*, *Cat. of Diptera*, Pt. 2, 390.

Sierra Leone.

## 42. TRUPANEA LIMBATA.

*Fœm. Gracilis; abdomen nigrum, rubido limbatum; pedes testacei, femoribus tibiisque externe nigris; alæ flavidæ, apice fuscæ.*

*Trupanea limbata*, *Macq. Dipt. Exot. i. 2, 95, 5.*

Senegal.

## 43. TRUPANEA FRATERNA.

*Mus. Flavo-cinerascens; antennæ nigræ; thorax vittis maculisque fuscis; abdomen obscure cinereum, lateribus fuscis; pedes intus fulvi; alæ subflavescentes, apice cinereæ.*

*Asilus fraternus*, *Wied.*

Guinea.

## 44. TRUPANEA FRATERCULUS.

*Fœm. Cinerea; caput albo pilosum; mystax albidus; thorax vittis duabus dorsalibus integris et duabus lateralibus interruptis nigricantibus maculisque quatuor lateralibus nigris; abdomen apice nigrum; pedes ferrugineo vittati; alæ sublimpidæ.*

*Fem.* Cinereous. Head behind and beneath, pectus and metathorax whitish. Head clothed with white hairs. Mystax with whitish bristles. Thorax with four blackish stripes, two entire and dorsal and converging hindward, and two lateral and interrupted and less distinct; there are also four lateral black spots on



the hind part of the thorax, the hind pair very small. Abdomen black towards the tip. Legs black, with whitish down, beset with black and white spines; femora and tibiæ ferruginous on the inner side. Wings nearly limpid.

This species is very nearly allied to *T. fraterna*, but may be distinguished by its smaller size, by the darker colour of the anterior pair of spots on the thorax, by the ferruginous inner side of the femora and of the tibiæ, and by the forks of the radial vein, which are more curved towards the tips. Length of the body 7 lines; of the wings 10 lines.

a. Port Natal. From M. Gueinzus' collection.

#### 45. TRUPANEA VAGATOR.

*Glaucescens; antennæ nigrae; abdomen nigrum, fasciis marginibusque albidis; pedes nigri, femoribus intus tibiisque fulvis; alæ flavescentes.*

*Asilus vagator*, *Wied. Auss. Zweifl.* i. 492, 100.

Cape.

#### 46. TRUPANEA SCILURUS.

*Asilus Scilurus*, *Cat. of Diptera*, Pt. 2, 395.

South Africa.

#### 47. TRUPANEA ÆDITHUS.

*Asilus Ædithus*, *Cat. of Diptera*, Pt. 2, 429.

South Africa.

#### 48. TRUPANEA SENEGALENSIS.

*Fœm. Cinerea; abdomen in segmento singulo macula nigra transversa; pedes testacei; alæ flavidae.*

*Trupanea Senegalensis*, *Macq. Dipt. Exot.* i. 2, 95, 4.

Senegal.

#### 49. TRUPANEA MIMUS.

*Mas. Rubida; antennæ nigrae, basi rufescentes; thorax vittis nigris lineisque albis; abdomen maculis lateralibus albis; pedes rufescentes; alæ flavescentes.*

*Asilus mimus*, *Wied. Auss. Zweifl.* i. 493, 102.

Cape.

## 50. TRUPANEA FULVIPES.

Fœm. *Flavido-cinerea*; *antennarum articulus 2us testaceus*; *abdomen macula magna in segmento singulo nigra*; *pedes fulvi*; *alæ flavidæ*. Long.  $8\frac{1}{2}$  lin.

*Trupanea fulvipes*, *Macq. Dipt. Exot. i. 2, 93, 1.*

Cape.

## 51. TRUPANEA AMASTRUS.

*Asilus Amastrus*, *Cat. of Diptera, Pt. 2, 394.*

South Africa.

## 52. TRUPANEA DORSO.

*Asilus Dorso*, *Cat. of Diptera, Pt. 2, 397.*

South Africa.

Asia.

A. *Pedes nigri.*

A. *Pedes toti nigri.*

a. *Alæ apice fuscescentes apt cinereæ.*

a. *Abdomen basi fuscis duabus albo pilosis.*

*bifasciata, Macq.*

b. *Abdomen non bifasciatum.*

i. *Abdomen nigricans, incisuris albis.*

*Westermanni, Wied.*

ii. *Abdomen cinereum, maculis nigris. maculosa, Macq.*

iii. *Abdomen fuscum, albo limbatum. - Javana, Wied.*

iv. *Abdomen subfulvocanum. - - univentris, Walk.*

v. *Abdomen fusco-cinereoque tessellatum. agnita, Wied.*

B. *Alæ apice non obscuriores.*

a. *Venæ externo-mediæ 1a et 2a non conjunctæ.*

i. *Alæ flavidæ.*

\* *Corpus flavido pilosum. - - Marcii, Macq.*

\*\* *Corpus rufo pilosum. - - Duvaucelii, Macq.*

ii. *Alæ subhyalinæ. - - rufoungulata, Macq.*

b. *Venæ externo-mediæ 1a et 2a conjunctæ.*

*heteroptera, Macq.*

B. *Tibiæ anteriora externe testacea. - - fusca, Macq.*

C. *Femora anteriora apice subtus rufescentia. Hospes, Wied.*

D. *Tibiæ pallidæ.*

a. *Alæ apice obscuriores.*

a. *Abdomen cinereum, maculis nigris. orientalis, Macq.*

b. *Abdomen non maculatum. - - rufibarbis, Macq.*

B. *Alæ apice non obscuriores.*

- a. Mystax albus.* - - - - - *cana, Wied.*  
*b. Mystax flavus.* - - - - - *Anicius, Walk.*  
**E. Pedes cinerei; femora tibiæque subtus pallida.**  
**A. Alæ subfulvæ, apice fusco-ferrugineæ.** - *Gobares, Walk.*  
**B. Alæ subfuscæ.** - - - - - *innotabilis, Walk.*  
**F. Pedes pallidi, nigrovarii.**  
**A. Abdomen non fasciatum.**  
*a. Abdomen cinereo pubescens.* - - - *apicalis, Macq.*  
*b. Abdomen totum nigrum.* - - - *maculipes, Walk.*  
**B. Abdomen incisuris vix albidis.** - *rubritarsata, Macq.*  
**C. Abdomen incisuris flavescens.** - *varipes, Macq.*  
**D. Abdomen fasciis interruptis canis.** - - *confinis, Walk.*  
**E. Abdomen albo bifasciatum.** - - *Manillensis, Macq.*  
**F. Abdomen fulvo fasciatum.**  
*a. Alæ apice non obscuriores* - - - *contracta, Walk.*  
*b. Alæ apice cinereæ.* - - - *telifera, Walk.*  
**G. Pedes picei, subtus ferruginei.** - - *sagittifera, Walk.*  
**A. Alæ apice obscuriores.** - - - *Ceylanica, Macq.*  
**B. Alæ apice non obscuriores.**  
*a. Alæ flavescens.*  
*i. Abdomen cinereum.* - - - *flavibarbis, Macq.*  
*ii. Abdomen fulvum.* - - - *Copillus, Walk.*  
*b. Alæ fuscæ.* - - - *Calanus, Walk.*

## Group 1.

Structure of Group 1, page 594.

*Trupanea Anicius, Walk*; *T. Copillus, Walk*; *T. maculipes, Walk.*

## Group 2.

*Fæm.* Corpus elongatum. Vertex depressus. Facies subconvexa. Mystax setis plurimis. Proboscis valida, linearis. Antennarum articulus 1us 2o duplo longior; 3us lanceolatus, 1o non longior; arista articulo 3o paullo longior. Thorax setosus. Abdomen longi-oblongatum, abdomen superans, basi subpilosum, apice acuminatum, non stylatum nec compressum. Pedes robuste, spinosi, pubescentes.

Radial vein forked at a little before one-third of its length; fore fork very slightly undulating; hind fork straight till near its tip, where it is curved forward and parallel to the fore fork. Cubital and first externo-medial vein very slightly curved hindward, parallel to each other; second externo-medial straight; third slight curved,

forming a very slightly obtuse angle with the præbrachial, joining the fourth far from the border. Subanal joining the anal near the border.

*Trupanea Gobares*, Walk ; *T. innotabilis*, Walk.

### Group 3.

*Mas.* Corpus parce pubescens. Caput subtus dense pilosum. Facies convexa. Mystax parce setosus. Proboscis lanceolata. Antennarum articulus 1us 2o duplo longior ; 3us lanceolatus, 1o paullo longior ; arista 3o vix longior. Thoracis latera et scutellum setosa. Abdomen oblanceolatum, thorace multo angustius et fere duplo longius. Sexualia mediocria, hirta. Pedes robusti, setosi, parce hirti.

Radial vein forked at one-third of its length ; forks parallel except towards their base, curved forward at their tips. Discal areolet very narrow at one-third of its length, opposite the veinlet which joins it to the first externo-medial. Veinlet between the first externo-medial and the cubital at three-fourths of the length of the discal areolet. Cubital and first externo-medial slightly curved, parallel to each other ; second externo-medial straight ; third slightly curved, forming an obtuse angle with the præbrachial, joining the fourth very far from the border. Subanal joining the anal near the border.

*Trupanea confinis*, Walk.

### 53. TRUPANEA BIFASCIATA.

*Fem.* Nigra ; abdomen basi fasciis duabus albo pilosis ; alæ flavidæ, areola 1a submarginali cinereo vittata.

*Trupanea bifasciata*, Macq. *Dipt. Exot.* i. 2, 98, 14.

Java.

### 54. TRUPANEA WESTERMANNII.

*Cinerea ; thorax vitta intermedia divisa, lateralibus bis interruptis ; abdomen nigricans incisuris albis ; alæ flavescens, apice subfusca.*

*Asilus Westermanni*, Wied.

*Trupanea Westermanni*, Macq. *Dipt. Exot.* i. 2, 98, 15.

Bengal, Java.

## 55. TRUPANEA MACULOSA.

Fœm. *Cinerea*; abdomen in segmento singulo macula magna nigra, linea dorsali rubida; alæ hyalinæ, apice cinereæ.

*Asilus maculosus*, Macq. *Hist. Nat. Dipt.* i. 312, 35.

*Trupanea maculosa*, Macq. *Dipt. Exot.* i. 2, 100, 20.

Philippine Isles.

## 56. TRUPANEA JAVANA.

*Fusca*; abdomen albo limbatum; alæ flavidæ, apice margineque postico fuscæ. Fœm.—*Terebra nigra nitens*.

*Asilus Javanus*, Wied. *Zool. Mag.* iii. 4, 5; *Dipt. Exot.* i. 205, 41; *Auss. Zweifl.* i. 494, 103.

*Trupanea Javana*, Macq. *Dipt. Exot.* i. 2, 98, 13.

Var.<sup>p</sup> *Asilus perplexus*, Wied. *Auss. Zweifl.* i. 495, 104.

Java.

## 57. TRUPANEA UNIVENTRIS.

*Trupanea univentris*, *Diptera Saundersiana*, Pt. 2, 114.

East Indies.

## 58. TRUPANEA AGNITA.

Mas. *Fuscana*; antennæ nigre; thorax fusco quadrivittatus; abdomen fusco-cinereoque tessellatum; pedes nigricantes; alæ subflavescentes, apice margineque postico cinereæ.

*Asilus agnitus*, Wied. *Zool. Mag.* iii. 35, 51; *Dipt. Exot.* i. 212, 50; *Auss. Zweifl.* i. 496, 109.

Sumatra.

## 59. TRUPANEA MARCII.

*Atra*; caput flavum; thorax flavido pilosus, trivittatus; abdomen maris segmentis tribus anticis flavido pilosis, fœm. totis macula magna nigra; alæ flavidæ.

*Trupanea Marcii*, Macq. *Dipt. Exot.* i. 2, 97, 11, pl. 9, f. 2.

East Indies.

## 60. TRUPANEA DUVAUCELII. †

*Nigra*; palpi rufo pilosi; thorax rufo tomentosus, vittis nigris; abdominis segmenta 10 ad 3um rufo pilosa; alæ flavidæ.

*Trupanea Duvaucelii*, Macq. *Dipt. Exot.* i. 2, 97, 12.

Bengal.

## 61. TRUPANEA RUFOUNGULATA.

*Cinerea*; abdomen nigro maculatum; pedes atrii albido pubescentes, unguibus rufis apice nigris; alæ subhyalinæ.

*Trupanea rufoungulata*, Macq. *Dipt. Exot.* i. 2, 99, 18.

Cochin China.

## 62. TRUPANEA HETEROPTERA.

Mas. *Cinerea*; abdominis segmenta macula magna nigra; pedes nigri; alæ flavidæ venis externo-mediis 1a et 2a conjunctis.

*Trupanea heteroptera*, Macq. *Dipt. Exot.* i. 2, 96, 9, pl. 9, f. 3.

Malabar.

## 63. TRUPANEA FUSCA.

Fœm. *Fusca*; abdomen nigro micans; pedes nigri, tibiis anterioribus externe testaceis; alæ flavidæ, postice fuscæ.

*Trupanea fusca*, Macq. *Dipt. Exot.* i. 2, 104, 29.

Bengal.

## 64. TRUPANEA HOSPES.

Fœm. *Flavida*; antennæ nigrae; thorax fusco vittatus; abdomen fasciis glaucescentibus; pedes glauci, femoribus anterioribus apice subtus rufescentibus; alæ limpidæ, apice fusco-cinereæ.

*Asilus Hospes*, Wied. *Zool. Mag.* iii. 32, 47; *Dipt. Exot.* i. 207, 44; *Auss. Zweifl.* i. 495, 105.

Tranquebar.

## 65. TRUPANEA ORIENTALIS.

*Atra*; caput flavidum; thorax flavido tomentosus, trivittatus; abdomen cinereum, macula magna in segmento singulo nigra; tibiæ rubidæ; alæ apice fuscæ.

*Trupanea orientalis*, Macq. *Dipt. Exot.* i. 2, 96, 7.

East Indies.

## 66. TRUPANEA RUFIBARBIS.

Fœm. *Nigra*; flavido pubescens; mystax barbaque fulva; tibiæ testaceæ; alæ flavidæ, macula subapicali fusca.

*Trupanea rufibarbis*, Macq. *Dipt. Exot. Suppl.* 3, 25, 46, pl. 2, f. 9.

Java.

67. TRUPANEA CANA.

*Cana*; caput albo hirtum; antennæ nigræ; thorax vittis nigricantibus; abdomen nigro fasciatum; tibiæ fulvæ, apice nigræ; alæ subflavescentes.

*Asilus canus*, Wied. *Zool. Mag.* ii. 28; *Dipt. Exot.* i. 204, 39; *Auss. Zweifl.* i. 487, 94.

Region of the Caspian Sea.

68. TRUPANEA ANICIUS.

*Asilus Anicius*, *Cat. of Diptera*, Pt. 2, 392.

a. North China. From Mr. Cuming's collection.

69. TRUPANEA GOBARES.

*Asilus Gobares*, *Cat. of Diptera*, Pt. 2, 420.

70. TRUPANEA INNOTABILIS.

*Cinerea*; caput albidum, albo pilosum; mystax albidus; thorax nigro-fusco quadrivittatus; abdomen nigrum, segmentis cinereo fasciatis; pedes nigri, femoribus tibiisque ex parte rufescentibus; alæ subfuscæ.

Cinereous. Head whitish behind and beneath, clothed with white hairs. Mystax with whitish bristles. Thorax with four blackish brown stripes; the lateral pair interrupted, almost black hindward. Pectus whitish. Abdomen black, reddish beneath, oblongate, about twice the length of the thorax, extending beyond the wings; hind borders of the segments with cinereous bands. Legs black, with whitish down and black spines; femora and tibiæ with reddish stripes. Wings brownish. Halteres testaceous. Length of the body  $5\frac{1}{2}$ — $9\frac{1}{2}$  lines; of the wings 8—13 lines.

a—d. Sumatra. From Sir Stamford Raffles' collection.

e. Java. From the East India Company's collection.

## 71. TRUPANEA APICALIS.

Fœm. *Cinerea*; abdomen atrum, cinereo pubescens; femora tibiæque antica, intermediaque externe fusco testacea; alæ subflavescentibus, postice fuscanae. Long.  $6\frac{1}{2}$  lin.

*Trupanea apicalis*, Macq. *Dipt. Exot.* i. 2, 100, 19.

Cochin China.

## 72. TRUPANEA MACULIPES.

Fœm. *Aurata*; thorax nigro-fusco quadrivittatus; abdomen atrum, triente apicali stylata; pedes rufi, femoribus basi, genubus, tibiis apice tarsisque nigris; alæ subhyalinae, apice cinereæ.

Head and thorax with gilded tomentum. Head with gilded hairs and mystax. Proboscis, palpi and antennæ black. Thorax with four blackish brown stripes, the lateral pair interrupted. Abdomen deep black, about twice the length of the thorax, with pale gilded tomentum on each side of the broad part, which is about twice the length of the apical style. Legs red; coxæ, femora towards the base, knees, tarsi and tips of the hind tibiæ black; anterior metatarsi reddish. Wings nearly hyaline, gray towards the tips. Halteres testaceous. Length of the body 10 lines; of the wings 16 lines.

a. Hong Kong. Presented by J. C. Bowering, Esq.

## 73. TRUPANEA RUBRITARSATA.

Mas. *Fusca*; abdomen nigrum, incisuris vix albidis; pedes nigri, tibiis tarsisque anterioribus testaceis; alæ subhyalinae, apice subfuscis.

*Trupanea rubritarsata*, Macq. *Dipt. Exot.* i. 2, 99, 16.

Java.

## 74. TRUPANEA VARIPES.

Fœm. *Atra*; facies et mystax flavida; barba alba; femora subtus tibiæque rufa; alæ flavidae.

*Trupanea varipes*, Macq. *Dipt. Exot.* i. 2, 97, 10; *Suppl.* 1, 79, 41.

Bengal.



## 75. TRUPANEA CONFINIS.

Mas. *Nigricans*; caput et pectus testaceo tomentosa, illum subtus albido pilosum; mystax testaceus, infra niger; thorax testaceo quadrivittatus; abdomen subtus ferrugineum; segmenta dorsalia fasciis posticis interruptis albidis; pedes rufi, femoribus supra nigris, tibiis supra nigro vittatis; alæ subcinereæ, apicibus marginibusque posticis obscurioribus.

*Male.* Blackish. Head with testaceous tomentum, clothed beneath with whitish hairs. Mystax testaceous; a few black bristles towards the peristoma. Thorax with four testaceous stripes. Pectus testaceous. Abdomen with whitish interrupted bands on the hind borders of the segments; under side ferruginous. Legs red; femora black above; tibiæ above with black stripes. Wings grayish, darker towards the tips and along the hind borders. Length of the body 8 lines; of the wings 14 lines.

a. Java. From the East India Company's collection.

## 76. TRUPANEA MANILLIENSIS.

Mas. *Nigra*; abdomen basi fasciis duabus albo pilosis; pedes externe fulvi; alæ flavide.

*Trupanea Manillensis*, Macq. *Dipt. Exot.* i. 2, 194; *Suppl.* 1, 79.  
Manilla.

## 77. TRUPANEA CONTRACTA.

*Trupanea contracta*, *Diptera Saundersiana*, Pt. 2, 120.  
East Indies.

## 78. TRUPANEA TELIFERA.

*Trupanea telifera*, *Diptera Saundersiana*, Pt. 2, 115.  
East Indies.

## 79. TRUPANEA SAGITTIFERA.

*Trupanea sagittifera*, *Diptera Saundersiana*, Pt. 2, 116.  
East Indies.

## 80. TRUPANEA CEYLANICA.

Fœm. *Cinerea*; caput albidum; abdomen nigrum, incisuris cinereis; pedes testacei; alæ hyalinæ, apice cinereæ.

*Trupanea Ceylanica*, Macq. *Dipt. Exot.* i. 2, 100, 20.  
Ceylon.

## 81. TRUPANEA-FLAVIBARBIS.

Mas. *Fuscana*; thorax *flavidus*; abdomen *cinereum*, macula magna in segmento singulo *nigra*; pedes *fulvi*, tarsi *nigri*; alæ *flavescentes*.

*Trupanea flavibarbis*, Macq. *Dipt. Exot.* i. 2, 96, 8.

Pondicherry.

## 82. TRUPANEA COPILLUS.

*Asilus Copillus*, Cat. of *Diptera*, Pt. 2, 389.

## 83. TRUPANEA CALANUS.

*Trupanea Calanus*, *Diptera Saundersiana*, Pt. 2, 122.

East Indies.

## Australia.

A. Venæ cubitalis et externo-media la non conjunctæ.

A. Alæ violaceo-fuscanæ. - - - - grandis, Macq.

B. Alæ sublimpidæ, apice cinereæ. - - - - canescens, Walk.

C. Alæ flavescentes.

A. Femora nigra. - - - - Tasmanensis, Macq.

B. Femora fulva. - - - - rufipes, Macq.

B. Venæ cubitalis et externo-media conjunctæ. - - - - clausa, Macq.

## Group 1.

*Fam.* Corpus gracile, parce pubescens, non hirtum. Caput subtus dense pilosum. Facies subconvexa. Mystax sat dense setosus. Proboscis sublanceolata. Thoracis latera, scutellum et abdominis latera basi parce setosa. Abdomen oblanceolatum, thorace fere duplo longius, alas longe superans. Pedes sat graciles, parce setosi, non hirti.

Radial vein forked at rather before half its length; forks almost parallel, except towards the base, their tips curved forward. Veinlet between the radial and the cubital at three-fourths of the length of the discal areolet; veinlet between the cubital and the first externo-medial before half the length of the discal areolet. Cubital and first externo-medial slightly curved hindward, parallel to each other; second externo-medial nearly straight; third hardly curved, forming a slightly obtuse angle with the præbrachial, joining the fourth far from the border. Subanal joining the anal almost close to the border.

## 84. TRUPANEA GRANDIS.

*Atra*; *facies mystaxque flavida, barba alba*; *abdomen cyanescens*; *tibiæ castaneæ*; *alæ violaceo-fuscanæ.*

*Trupanea grandis*, *Macq. Dipt. Exot. i. 2, 101, 22.*

New Holland.

## 85. TRUPANEA CANESCENS.

*Fœm. Cinerea*; *caput subtus album alboque pilosum*; *mystax albus*; *antennæ nigræ*; *thorax piceo bivittatus*; *pectus canum*; *abdominis segmenta nigro fasciata*; *pedes cinereo-rufescentes*; *femora nigro-cinerea*; *alæ sublimpidæ, apice cinereæ.*

Cinereous. Head white in front and beneath, clothed with white hairs. Mystax white. Antennæ black. Thorax with two slender parallel dorsal piceous stripes; bristles black. Pectus and metathorax hoary. Abdominal segments with broad blackish bands. Legs with cinereous tomentum and with black spines; coxæ and femora black; tibiæ and tarsi reddish. Wings nearly limpid, with cinereous tips; veins black, tawny at the base. Halteres tawny. Length of the body 8 lines; of the wings 10 lines.

a. New Holland.

## 86. TRUPANEA TASMANENSIS.

*Mas. Cinerea*; *mystax flavidus*; *antennæ pedesque nigra*; *thorax vittis nigris*; *abdomen maculis dorsalibus nigris postice rotundatis*; *tibiæ testaceæ*; *alæ flavescentes.*

*Trupanea Tasmanensis*, *Macq. Dipt. Exot. Suppl. 2, 39, 45.*

Tasmania.

## 87. TRUPANEA RUFIPES.

*Mas. Cinerea*; *mystax albus*; *antennæ nigræ*; *thorax vittis nigris, intermedia divisa*; *abdomen maculis dorsalibus nigris*; *pedes fulvi, tarsis nigris*; *alæ subflavescentes.*

*Trupanea rufipes*, *Macq. Dipt. Exot. Suppl. 3, 26, 47, pl. 2, f. 8.*

New Holland.

## 88. TRUPANEA CLAUSA.

Mas. *Nigra*; *mystax albidus*; *abdominis incisuræ albide*; *alæ subflavescentes*; *venæ cubitalis ramus posticus vena externo-media longe ante marginem conjunctus.*

*Trupanea clausa*, *Macq. Dipt. Exot. Suppl.* 1, 80, 42, pl. 8, f. 5, New Holland.

## Country unknown.

## A. Pedes toti nigri.

A. *Mystax niger*.

A. *Thorax cinereus*. - - - - - *vagans*, *Wied.*

B. *Thorax fuscus*. - - - - - *incisuralis*, *Macq.*

B. *Mystax flavescens*.

A. *Thorax cinereus*, *nigro vittatus*. - - - *blanda*, *Wied.*

B. *Thorax fuscus nigro vittatus*. - - - *vicina*, *Macq.*

C. *Thorax flavidus*, *obsolete vittatus*. - - - *mærens*, *Wied.*

C. *Mystax albus*. - - - - - *separata*, *Walk.*

## B. Pedes nigri, ex parte pallidi.

A. *Tarsi testaceæ*. - - - - - *longipes*, *Macq.*

B. *Tibiæ basi testaceæ*. - - - - - *incisa*, *Macq.*

C. *Tibiæ testaceæ*, *anticæ intus posticæ extus nigre*.  
*albibarbis*, *Macq.*

D. *Tibiæ fulvæ aut testaceæ*.

A. *Abdomen cinereo-fuscoque tessellatum*. - *sericans*, *Wied.*

B. *Abdomen cinereum, maculis nigris*. - - *tibialis*, *Macq.*

C. *Abdomen basi rufo pilosum*. - - - *longiterebrata*, *Macq.*

C. *Pedes castanei*. - - - - - *castanipes*, *Macq.*

D. *Femora et tibiæ rufa, apice nigra*. - - - *Amorges*, *Walk.*

E. *Pedes rufi aut fulvi*.A. *Thorax niger*.

A. *Antennæ nigre*. - - - - - *fulvipes*, *Macq.*

B. *Antennæ fulvæ, apice nigre*. - - - *Geminus*, *Walk.*

B. *Thorax rubidus, fusco vittatus*. - - - *dorsalis*, *Macq.*

C. *Thorax fulvus; discus fuscus, vittis dorsalibus pallidioribus duabusque nigris lateralibus*. - - - *porrecta*, *Walk.*

## Group 1.

*Corpus longiusculum, fere nudum. Caput subtus pilosum; vertex depressus; facies fere plana. Mystax setis paucis. Proboscis valida, lanceolata. Thorax setis nonnullis lateralibus. Abdomen longi-oblancoelatum, subpubescens, alas longe superans, basi*

subpilosum, apicem versus fere cylindricum, non compressum nec stylatum, thorace duplo longius. Pedes sat graciles, parce spinosi, non pilosi.

Radial vein forked at very little beyond one-third of its length; fore fork nearly straight, joining the subcostal close to the tip of the latter. Cubital and first externo-medial very slightly converging towards each other as they approach the border; cubital joined to the radial by a veinlet at much before the end of the discal areolet, and with the præbrachial by a veinlet at very little before the middle of the discal areolet. Third externo-medial forming a very slightly obtuse angle with the præbrachial, joining the fourth at some distance from the border. Subanal joining the anal very near the border.

*Trupanea separata*, Walk.

#### Group 2.

Structure of the first African group.

*Trupanea Amorges*.

#### Group 3.

Structure of *T. annularis*.

*Trupanea Geminus*.

#### 89. TRUPANEA VAGANS.

Fœm. *Cinerea*; antennæ *nigræ*; thorax *nigro vittatus*; abdomen *nigellum*, vitta *luteo*, incisuris *marginibusque lateralibus cinereis*; pedes *nigricantes*, tibiis *basi castaneo fuscescentibus*; alæ *subflavescentes*, apice *marginæque postico fuscescentes*.

*Trupanea vagans*, Wied. Auss. Zweifl. i. 488, 95.

#### 90. TRUPANEA INCISURALIS.

Mas. *Fuscana*; thorax *nigro vittatus*; abdomen *nigrum*, incisuris *albidis*; pedes *nigri*; alæ *fuscaneæ*.

*Trupanea incisuralis*, Macq. Dipt. Exot. i. 2, 107, 38; Suppl. 1, 80.

#### 91. TRUPANEA BLANDA.

*Cinerea*; thorax *nigro-fusco quadrivittatus*; abdomen *fasciis albidis maculisque fuscis*; pedes *nigri*; alæ *flavescentes*, apice *cinereo-fusceæ*.

*Asilus blandus*, Wied. Auss. Zweifl. i. 497, 108.

## 92. TRUPANEA VICINA.

Fœm. *Fusca*; *thorax vittis nigris*; *abdomen albo limbatum*; *pedes nigri*; *alæ hyalinæ, areolarum discis et apice fuscis*.

*Trupanea vicina*, Macq. *Dipt. Exot.* i. 2, 105, 33.

## 93. TRUPANEA MÆRENS.

Fœm. *Flavida*; *antennæ nigræ*; *thorax obsolete vittatus*; *abdomen glabrum, nigrum, fasciis marginibusque cinereis*; *alæ flavæ*; *pedes crassi, nigri*.

*Asilus mærens*, Wied. *Auss. Zweifl.* i. 493, 101.

## 94. TRUPANEA SEPARATA.

Fœm. *Obscure cinerea*; *caput albido tomentosum, subtus albo hirtum*; *antennæ nigræ*; *mystax albus*; *pectus cano tomentosum*; *abdomen apicem versus nigrum nitens*; *alæ fusco-cinereæ*.

Fem. Dark gray. Head with whitish tomentum, clothed beneath with white hairs. Mystax with white bristles. Antennæ black. Abdomen black and shining towards the tip. Legs with black spines. Wings brownish gray; veins black. Length of the body 11 lines; of the wings 16 lines.

## 95. TRUPANEA LONGIPES.

Mas. *Gracilis, rufo-cinerea*; *thorax nigro vittatus*; *abdomen albo fasciatum*; *pedes elongati nigri, tarsi testaceis*; *alæ flavescens, apice subfusca*.

*Trupanea longipes*, Macq. *Dipt. Exot.* i. 2, 103, 28, pl. 9, f. 5.

## 96. TRUPANEA INCISA.

Mas. *Atra*; *thorax flavo-cinereus, nigro vittatus*; *abdominis incisuræ albide*; *tibiæ basi testaceæ*; *alæ flavide, apice fuscane*.

*Trupanea incisa*, Macq. *Dipt. Exot.* i. 2, 106, 35.

## 97. TRUPANEA ALBIBARBIS.

Fœm. *Cinerea*; *abdominis segmentum singulum macula magna nigra*; *pedes nigri*; *tibiis testaceis, anticis intus posticis extus nigris*; *alæ flavide, apice fuscane*.

*Trupanea albibarbis*, *Macq. Dipt. Exot. i. 2, 105, 32.*

*Trupanea tibialis*, *fœm. ?*

98. TRUPANEA SERICANS.

*Suborichalcea*; antennæ *nigræ*; thorax *fusco vittatus*; abdomen *cinereo-fuscoque subtessellatum*; pedes *nigri*, tibiis *fulvis*; alæ *subflavescentes*, apice *fusco-cinereæ*.

*Asilus sericans*, *Wied. Auss. Zweifl. i. 495, 107.*

99. TRUPANEA TIBIALIS.

*Mas. Cinerea*; abdominis segmentum singulum macula magna *nigra*; femora tarsi *nigra*, tibiæ *rufæ*; alæ *fuscaneæ*.

*Trupanea tibialis*, *Macq. Dipt. Exot. i. 2, 104, 31.*

100. TRUPANEA LONGITEREBRATA.

*Fœm. Nigra*; thorax *rufus nigro vittatus*; abdominis segmenta 1o ad 3um *rufo pilosa*; tibiæ *testaceæ*; alæ *fuscaneæ*.

*Trupanea longiterebrata*, *Macq. Dipt. Exot. i. 2, 105, 34.*

101. TRUPANEA CASTANIPES.

*Mas. Fuscano-cinerea*; abdomen *incisuris anoque albis*; pedes *castanei*; alæ *fuscaneæ*.

*Trupanea castanipes*, *Macq. Dipt. Exot. i. 2, 107, 39.*

102. TRUPANEA AMORGES.

*Asilus Amorges*, *Cat. of Diptera, Pt. 2, 391.*

103. TRUPANEA FULVIPES.

*Mas. Atra*; scapulæ *testaceæ*; abdomen *incisuris albidis*, basi *flavido piloso*; pedes *fulvis*; alæ *subflavescentes*.

*Trupanea fulvipes*, *Macq. Dipt. Exot. i. 2, 106, 37.*

104. TRUPANEA GEMINUS.

*Asilus Geminus*, *Cat. of Diptera, Pt. 2, 396.*

## 105. TRUPANEA DORSALIS.

*Cinerea* ; caput albidum ; thorax rubidus, fusco vittatus ; abdomen fuscum, vitta dorsali cinerea, incisuris albidis ; pedes rufi ; alæ subflavescentes.

*Trupanea dorsalis*, Macq. *Dipt. Exot.* i. 2, 106, 36, pl. 9, f. 4.

## 106. TRUPANEA PORRECTA.

*Trupanea porrecta*, *Diptera Saundersiana*, Pt. 2, 126.

## GENUS 4. ERAX.

Corpus non depressum, nec ciliatum. Facies valde prominens. Maris sexualia magna, producta, *fem.* terebra extensa. Alarum vena radialis simplex ; cubitalis furcata ; furca antica sæpissime ramulum rejiciens.

*Erax*, Scopoli ; Serville. Macq. *Dipt. Exot.* i. 2, 107.

*Asilus* p., Fabr. ; Wied.

*Erax* et *Eristicus*, Loew.

Loew describes *Erax* and his new genus *Eristicus* by the following characteristics, but does not mention the types of either genus :—

## ERAX.

Abdomen plus minusve compressum.

*Mas.* Sexualia magna, compressa, elevata.

*Fem.* Sexualia longa, valde compressa.

*Erax*, Loew, *Linn. Ent.* iii. 395, 3, 403.

## ERISTICUS.

Abdomen depressum.

*Mas.* Sexualia latissima, valde incrassata, non elevata.

*Fem.* Sexualia brevissima, plus minusve depressa.

*Eristicus*, Loew, *Linn. Ent.* iii. 396, 4, 403.

This genus appears to connect *Mullophora* and *Trupanea* with the other *Asilites*, as regards the neuration of the wings. In *Erax* the branch which is very generally emitted from the angle of the fore-fork of the cubital vein is only rudimentary, but in *Trupanea* it is continued backwards to the radial, and thus the latter has the appearance of being forked, and the cubital of being simple, and connected with the radial by a short transverse veinlet. The





Radial vein almost straight, joining the subcostal at rather far from the tip of the latter. Cubital forked at very much beyond half its length; forks very slightly undulating, slightly approaching each other near each end; fore fork forming at its base a slightly obtuse angle, which emits a branch; the latter is much longer than the basal side of the angle. First externo-medial vein slightly curved; second straight; third curved, forming a hardly obtuse angle with the præbrachial, joining the fourth at rather far from the border. Subanal joining the anal near the border.

*Erax niger*, *Wied.*; *E. femoratus*, *Macq.*; *E. Dasyllus*, *Walk.*

### Group 2.

*Mas.* Corpus elongatum, parce hirtum. Caput subtus densissime pilosum. Facies valde convexa. Mystax sat dense setosus. Proboscis linearis. Antennarum articulus 1us 2o plus duplo longior; 3us longiconicus, 1o brevior; arista 3o triplo longior. Thoracis latera et scutellum subsetosa. Abdomen alas longe superans. Sexualia magna. Pedes validi, hirti, spinosi.

Radial vein nearly straight, joining the subcostal far from the tip of the latter. Cubital forked at rather before two-thirds of its length; fore fork forming a nearly right angle whose basal side is a little longer than the branch which it emits; hind fork slightly undulating. First and second externo-medial veins nearly straight; third almost straight, forming a hardly obtuse angle with the præbrachial, joining the fourth at some distance from the border. Subanal joining the anal near the border.

*Erax Antiphon*, *Walk.*

### Group 3.

*Mas.* Corpus robustum, valde hirtum. Caput subtus densissime pilosum. Facies parum convexa. Mystax densissime setosus. Proboscis sublanccolata. Thoracis latera et scutellum setosa. Abdomen alis multo longius. Pedes robusti, spinosi, pilisque longis densissime hirti.

Radial vein hardly undulating, joining the subcostal at some distance from the tip of the latter. Cubital forked at half its length; forks very slightly curved, slightly approaching each other towards each end; fore fork forming at its base a slightly obtuse angle, which emits a branch; the latter is a little longer than the inner side of the angle. First, second and third externo-medial veins nearly straight; third forming a hardly obtuse angle with the

præbrachial, which is much curved, joining the fourth far from the border. Subanal joining the anal very near the border.

*Erax rufibarbis*, *Macq.*

#### Group 4.

*Mas.* Corpus elongatum, parce hirtum. Caput subtus densissime pilosum. Facies valde convexa. Mystax dense setosus. Proboscis lanceolata. Antennarum articulus 1us 2o duplo longior; 3us longiconicus, 1o brevior; arista 3o fere triplo longior. Thoracis latera et scutellum setis nonnullis. Abdomen alas superans. Sexualia maxima. Pedes validi, spinosi, hirti.

Radial vein almost straight, joining the subcostal rather far from the tip of the latter. Cubital forked at very much beyond half its length; forks converging towards each end; fore fork very slightly curved, forming at its base an obtuse angle, which emits a branch; the latter is much longer than the basal side of the angle; hind fork rather deeply curved. First, second and third externomedial veins very slightly curved; third forming an almost right angle with the præbrachial, joining the fourth at far from the border. Subanal joining the anal at some little distance from the border.

*Erax Bastardi*, *Macq.*

#### Group 5.

*Mas.* Corpus parce pilosum. Caput subtus densissime hirtum. Facies valde convexa. Mystax densissime setosum. Proboscis linearis. Antennarum articulus 1us 2o duplo longior; 3us longiconicus, 1o brevior; arista 3o triplo longior. Thoracis latera parce setosa. Sexualia maxima, pilosa. Pedes robusti, pilosi, spinosi.

*Male.* Radial vein straight, joining the subcostal at rather far from the tip of the latter. Cubital forked at very much beyond half its length; forks slightly curved, slightly converging towards each end; fore fork forming at its base an obtuse angle, which emits a branch that is shorter than its basal side. First and second externomedial veins nearly straight; third slightly curved, forming a nearly right angle with the præbrachial, joining the fourth far from the border. Wings slightly or hardly dilated along the costa at two-thirds of the length.

*Erax æstuans*, *Linn.*

#### Group 6.

Corpus mediocre, parce hirtum. Caput subtus pilosum. Facies apud epistoma valde convexa. Mystax dense setosus. Proboscis

*valida, lanceolata. Antennarum articulus 3us lanceolatus, lo paullo longior; arista 3o vix longior. Thorax utrinque parce setosus. Abdomen oblanceolatum, fere nudum. Pedes validi, pilosi. Mas.—Abdomen alas longe superans. Sexualia mediocria. Pedes pilosi. Fem.—Abdomen alas longe superans, apicem versus subcompressum et subattenuatum. Pedes parce pilosi.*

*Fem.* Radial vein nearly straight, joining the subcostal at rather far from the tip of the latter. Cubital vein forked at before half its length; the forks very slightly curved, converging towards their base, and more slightly so towards their tips; fore fork forming at its base a right angle, which emits a branch; the latter is full twice the length of the basal side of the angle. First and second externo-medial veins nearly straight; third curved, forming a nearly right angle with the præbrachial, which is curved, joining the fourth at very far from the border. Subanal joining the anal at some little distance from the border.

*A. apicalis, Wied.*

#### 1. ERAX LATERALIS.

*Ater; abdominis latera albido maculata, segmenta ultima albida medio testacea aut nigra; alæ fuscæ.*

*Erax lateralis, Macq. Dipt. Exot. i. 2, 116, 21.*

Philadelphia.

#### 2. ERAX NIGER.

*Fœm. Niger; mystax albidus; thorax canus, nigro vittatus; tibiæ badiæ; alæ flavescentes.*

*Asilus niger, Wied.*

Georgia.

#### 3. ERAX POGONIAS.

*Fuscus; mystax albidus; thorax obsoletissime nigro vittatus; pedes nigri, tibiis badiis apice nigris; alæ flavescentes.*

*Dasygogon barbatus, Fabr. Syst. Antl. 169, 22.*

*Asilus pogonias, Wied. Dipt. Exot. i. 198, 29; Auss. Zweifl. i. 460, 54.*

North America.

#### 4. ERAX COMPLETUS.

*Mas. Ater; barba alba; abdominis segmenta duo apicalia nivea; tibiæ castaneæ; alarum venæ flavo limbatæ, vena submarginali externa integra.*

*Erax completus*, Macq. *Dipt. Exot.* i. 2, 117, 23, pl. 9, f. 9.

North America.

5. ERAX MACULABIS.

Mas. *Nigellus*; thorax vittis cinereis; abdomen vittis canis; segmenta quatuor apicalia subargentea; tibiæ tarsique badia; alæ flavescens; costa apice incrassata.

*Asilus maculabis*, Wied.

6. ERAX ANTIPHON.

Mas. *Niger*; caput album, subtus albo pilosum; mystax niger, infra albus; thorax ferrugineo quadrivittatus; abdominis segmenta marginibus posticis ferrugineis; tibiæ tarsique obscure rufa; alæ subfusca.

*Asilus Antiphon*, *Cat. of Diptera*, Pt. 2, 397.

The previous description of this species is erroneous.

a. Georgia. From Mr. Abbot's collection.

7. ERAX RUFIBARBIS.

*Ater*; mystax rufus; abdominis segmenta incisuris cinereis, maris segmenta duo apicalia alba; tibiæ anteriores testaceæ; alæ maris limpida, fœm. venis fusco limbatis.

*Erax rufibarbis*, Macq.

North America.

8. ERAX BASTARDI.

*Ater*; abdominis segmenta maris tria apicalia nivea, fœm. omnia albido marginata; tibiæ rufæ, apice nigræ; alæ flavida.

*Erax Bastardi*, Macq. *Dipt. Exot.* i. 2, 117, 25, pl. 9, f. 7.

North America.

9. ERAX ALBIBARBIS.

Mas. *Ater*; abdomen basi segmentaque duo apicalia argentea; tibiæ rufæ apice nigræ; alæ hyalina.

*Erax albibarbis*, Macq. *Dipt. Exot.* i. 2, 118, 26.

North America.

10. ERAX TIBIALIS.

Fœm. *Ater*; abdominis latera incisuris et venter cinereis; tibiæ testaceæ apice nigræ; alæ subrufescentes. Long. 6½ lin.

*Erax tibialis*, Macq. *Dipt. Exot.* i. 2, 118, 27.

Philadelphia. St. Domingo. Cayenne.

#### 11. ERAX INCISURALIS.

Fœm. *Fuscus; abdominis incisuræ lateraque albida, terebra longa; tibiæ testaceæ, apice nigra; alæ subfuscæ.*

*Erax incisuralis*, Macq. *Dipt. Exot.* i. 2, 117, 24.

Philadelphia.

#### 12. ERAX ÆSTUANS.

*Rubido-fuscus; thorax nigro lineatus; abdomen tessellatum; maris segmenta duo penultima alba; alæ dilatatæ.*

*Asilus æstuans*, Linn.

United States. Brazil.

#### 13. ERAX APICALIS.

Fœm. *Suborichalceus; mystax albus; antennæ nigra; thorax nigro vittatus; abdomen nigrum, maculis trigonis lateralibus incisurisque canis; tibiæ rubidæ, apice nigra; alæ limpidæ, apice subfuscescentes.*

*Asilus apicalis*, Wied. *Dipt. Exot.* i. 191, 16; *Auss. Zweifl.* i. 443, 28.

North America.

#### 14. ERAX VICINUS.

Mas. *Niger; thorax fuscus, vittis nigris; abdomen basi apiceque album; tibiæ testaceæ; alæ subflavescentes.*

*Erax vicinus*, Macq. *Dipt. Exot. Suppl.* 1, 85, 36.

Texas.

#### 15. ERAX FEMORATUS.

Mas. *Ater; abdominis latera et venter cinerea; segmenta tria apicalia argentea; pedes testacei, femoribus nigris; alæ rufescentes, subdilatatæ.*

*Erax femoratus*, Macq.

Carolina.

## 16. ERAX AMBIGUUS.

*Niger*; thorax cinereus vittis nigris; abdomen fasciis albidis, ano brevi; pedes testacei, femoribus subtus nigris; alæ subflavescentes.

*Erax ambiguus*, Macq. *Dipt. Exot. Suppl.* 1, 84, 34.

Texas. Merida de Yucatan.

## 17. ERAX DASYLLUS.

*Asilus Dasyllus*, *Cat. of Diptera*, Pt. 2, 401.

## 18. ERAX NOTABILIS.

*Mas.* *Atet*; abdominis latera et venter cinerea, segmenta duo apicalia albida; pedes rufi; alæ subrufescentes, dilatatae; furca cubitalis antica ramulo nullo.

*Erax notabilis*, Macq. *Dipt. Exot.* i. 2, 110, 6, pl. 9, f. 8.

North? America.

## 19. ERAX ARGYROGASTER.

*Thorax cinereus, vittis nigris; abdomen argentum, maculis dorsalibus nigris; pedes testacei; alæ subflavescentes.*

*Erax argyrogaster*, Macq. *Dipt. Exot. Suppl.* 1, 84, 35.

Merida, Yucatan.

Mexico.

Group 1.

Corpus longe et dense pilosum. Facies valde convexa. *Mystax* densissimus. Proboscis robusta, lanceolata. Thorax gibbosus, carina hirsutissima. Pedes validi, hirti, spinosi. *Mas.*—Abdomen alas non superans. Sexualia maxima. *Fem.*—Abdomen alas longe superans, triente apicali stylata.

Cubital vein forked at very much beyond half its length; forks slightly curved, converging towards each end; fore fork forming at its base an obtuse angle, which emits no branch. First and second externo-medial veins nearly straight; third very slightly curved, forming a slightly obtuse angle with the præbrachial, joining the fourth far from the border. Subanal joining the anal at a short distance from the border. *Male.*—Wings dilated in front towards the tips; dilated part ribbed transversely.

## 20. ERAX APER.

*Piceus, nigro et ferrugineo hirtus; caput subtus albido pilosum. Mystax nigro et albido, setosus; thorax ferrugineo bivittatus; fasciculo postico albido; pectus ferrugineum; pedes nigri, tarsi basi tibiisque rufis; alæ fusæ. Mas.—Abdomen fascia lata alba. Fœm.—Abdominis latera cervina.*

Piceous. Head with whitish hairs. Mystax with black and whitish bristles. Thorax with black dorsal hairs and with testaceous bristles on each side and on the scutellum. Tarsi towards the base and tibiæ red. Wings brown; veins black. *Male*.—Abdomen with black hairs, and with some white hairs about the middle part, where there is a broad white band. *Fem*.—Abdomen with testaceous hairs. Length of the body 7—10 lines; of the wings 15—16 lines. *a, b. Mexico. From Mr. Glennie's collection.*

## West Indies.

## A. Pedes nigri.

A. Thorax nigro quadrivittatus. - - - Caudex, *Walk.*

B. Thorax nigro trivittatus. - - - invarius, *Walk.*

## B. Tibiæ fulvæ.

## A. Mystax niger, albido mixtus.

A. Alæ flavescentes. - - - rufitibia, *Macq.*

B. Alæ limpidæ, apice subfuscescentes. - fortis, *Walk.*

B. Mystax albus. - - - Haitensis, *Macq.*

C. Tibiæ tarsique testacea. - - - fulvibarbis, *Macq.*

D. Pedes pallidi; femora ex parte, tibiæ apice tarsique nigra. *Halæsus, Walk.*

## Group 1.

Caput subtus densissime pilosum. Facies valde convexa. Mystax dense setosus. Proboscis valida, laucelata. Antennarum articulus 3us longiconicus, 1o brevior, aristæ dimidio multo brevior. Thorax hirtus. Abdomen subpubescens, basi hirtum, alas superans. Pedes validi, hirti, spinosi. *Mas.*—Sexualia maxima. *Fœm.*—Abdomen triente apicali stylata.

Radial vein almost straight, joining the subcostal at rather far from the tip of the latter. Cubital forked at very much beyond half its length; the forks very slightly curved, slightly converging at each end. First, second and third externo-medial veins slightly curved; third forming an obtuse angle with the præbrachial, joining the



fourth far from the border. *Male*.—Branch of the fore fork of the cubital vein shorter than the basal side of the angle. *Fem.*—Branch shorter than the angle.

*Erax Caudex*, *Walk.*

### Group 2.

*Mas.* Corpus mediocre, robustum, hirtum. Caput subtus, densissime pilosum. Facies valde convexa. Mystax densissimus. Proboscis lanceolata. Antennarum articulus 1us 2o plus duplo longior; 3us longiconicus, 1o multo brevior; arista 3o triplo longior. Thoracis latera parce setosa. Abdominis dimidium basale pilosum. Sexualia maxima, subtus hirsutissima. Pedes validi, pilosi, spinosi.

Wings ribbed and slightly dilated in front along the stigma. Cubital vein<sup>r</sup> forked at very much beyond half its length; forks hardly undulating; fore fork forming near its base an obtuse angle, which emits a very minute rudimentary vein. First and second externo-medial veins almost straight; third hardly curved, forming a nearly right angle with the præbrachial, joining the fourth far from the border. Subanal joining the anal at some little distance from the border.

*Erax fortis*, *Walk.*

### Group 3.

*Mas.* Corpus sat gracile, vix hirtum. Caput subtus pilosum. Facies convexa. Mystax setis paucis. Proboscis sublanceolata. Thoracis latera et scutellum parce setosa. Abdomen alas superans. Sexualia magna. Pedes validi, parce spinosi; femora subpilosa.

Radial vein as usual. Cubital vein forked at very much beyond half its length; forks slightly curved, converging more towards the base than towards the tips; fore fork emitting at its base a slightly obtuse angle, which emits a branch; the latter is not more than half the length of the basal side of the angle. Externo-medial veins nearly straight; third forming a hardly obtuse angle with the præbrachial, joining the fourth far from the border. Subanal joining the anal near the border.

*Erax Halæsus*, *Walk.*

## 21. ERAX CAUDEX.

*Asilus Caudex*, *Cat. of Diptera*, Pt. 2, 404.

## 22. ERAX INVARIUS.

*Erax invariatus*, *Diptera Saundersiana*, Pt. 2, 131.

Jamaica.

## 23. ERAX RUFITIBIA.

*Fœm.* *Ater*; *mystax niger*, *albido mixtus*; *thorax albo lineatus*; *abdomen incisuris lateribusque cinereis*, *segmento ultimo albo*; *tibiæ fulvæ*; *alæ flavescentes*.

*Erax rufitibia*, *Macq. Dipt. Exot. Suppl.* 3, 27, 42, pl. 2, f. 11.

St. Domingo. Rio Negro.

## 24. ERAX FORTIS.

*Mas.* *Niger*, *cinereo tomentosus*; *caput subtile albidum alboque pilosum*; *mystax albo pilosus*, *setis nonnullis superioribus nigris*; *thorax vittis tribus latis nigris*; *abdominis segmenta posteriora marginibus posticis testaceis*; *tibiæ fulvæ*, *apice nigræ*; *tarsi subtile rufescentes*; *alæ limpidæ*, *apices versus subfuscescentes*.

*Male.* Black, with cinereous tomentum. Head whitish and thickly clothed with white hairs beneath. *Mystax* white, excepting a few black bristles on the higher part. Thorax with three broad black stripes, the lateral pair interrupted. Fourth, fifth and sixth abdominal segments with testaceous hind borders. Legs with white hairs, and with black and white spines; *tibiæ* tawny, with black tips; *tarsi* piceous at the base, reddish beneath. Wings limpid, very slightly brownish towards the tips and along part of the hind borders; veins black, tawny towards the base. Halteres tawny, with blackish knobs. Length of the body 7 lines; of the wings 9 lines.

a. St. Domingo. From Mr. Hearne's collection.

## 25. ERAX HAITENSIS.

*Mas.* *Ater*; *mystax albus*; *thorax lineis cinereis*; *tibiæ fulvæ*; *alæ flavescentes*, *maris dilatatæ*, *venæ cubitalis furca antica simplici*.

*Erax Haitensis*, *Macq. Dipt. Exot. Suppl.* 3, 28, 45, pl. 2, f. 10.

St. Domingo.

## 26. ERAX FULVIBARBIS.

*Æm. Niger; facies et frons luteæ; thorax fulvus, vittis nigris; abdomen maculis lateralibus albis; tibiæ tarsique testacea; alæ subfuscæ, basi costaque limpidæ.*

*Erax fulvibarbis, Macq. Dipt. Exot. Suppl. 3. 28, 44, pl. 2, f. 13.*  
St. Domingo.

## 27. ERAX HALÆSUS.

*Asilus Halæsus, Cat. of Diptera, Pt. 2, 405.*  
Jamaica.

## South America.

A. Alæ fuscæ aut subfuscæ.

A. Pedes toti nigri.

a. Venæ cubitalis furca antica ramulum non rejiciens.

a. Alæ subdilatatæ. - - - - fulvithorax, *Macq.*

b. Alæ non dilatatæ. - - - - culiciformis, *Walk.*

b. Venæ cubitalis furca antica ramulum rejiciens.

a. Thorax fulvus nigro quadrivittatus.

i. Abdominis latera alba. - - - - Lades, *Walk.*

ii. Abdominis latera nigra. - - - - Parphorus, *Walk.*

b. Thorax canus, nigro bivittatus. - - dilectus, *Walk.*

B. Pedes nigri; tibiæ pallidæ, apice nigræ.

A. Tibiæ nigro non vittatæ.

a. Thorax niger. - - - - subappendiculatus, *Macq.*

b. Thorax ferrugineus, vittis quatuor nigris.

Potamon, *Walk.*

c. Thoracis discus fuscus, vittis tribus cinereis.

commiles, *Walk.*

b. Tibiæ nigro vittatæ. - - - - Amphissa, *Walk.*

C. Pedes nigri; tibiæ pallidæ.

A. Alæ albo non strigatæ.

a. Thorax fuscus. - - - - obscurus, *Macq.*

b. Thorax cinereus, vittis nigris. - - nigrimystaceus, *Macq.*

c. Thorax fulvidus, vittis nigris. - - fuscipennis, *Macq.*

b. Alarum venæ albido limbata. - - singularis, *Macq.*

D. Pedes rufi; femora supra, tibiæ posticæ intus tarsique nigra.

rufipes, *Macq.*

E. Femora et tibiæ fulva, apice nigra. - - Mygdon, *Walk.*

F. Pedes fulvi; tarsi nigri.

A. *Mystax* supra niger, subtus flavidus. - - heteropterus, *Macq.*

B. *Mystax* albidus. - - - - rufithorax, *Macq.*

## B. Alæ flavæ aut flavescentes.

A. Pedes nigri (*E. maculatus*, var. Femora tibiæque supra testacea).

## a. Thorax non vittatus.

a. Thorax niger. - - - - - griseus, *Guérin*.

b. Thorax cinereus. - - - - - maculatus, *Macq.*

B. Thorax schisticolor, nigro vittatus. - - - - - tristis, *Wied.*

c. Thorax cinerascens, nigro vittatus. - - - - - nigrinus, *Wied.*

d. Thorax lineis albidis. - - - - - minor, *Macq.*

B. Pedes picci. - - - - - striola, *Fabr.*

C. Pedes nigri; femora tibiæque intus testacea.

flavianalis, *Macq.*

D. Pedes nigri; femora apice, tarsi basi tibiæque rubida.

a. Abdominis segmenta duo apicalia nivea.

pyrrhognus, *Wied.*

b. Abdominis segmenta tria apicalia nivea. medianus, *Wied.*

E. Pedes mellei; femora supra, tibiæ tarsique postica fusca.

virilis, *Wied.*

F. Pedes rufescentes; femora supra nigro-fusca.

curylabis, *Wied.*

G. Pedes nigri; tibiæ fulvæ apice nigræ, anticæ intus nigræ.

flavo-fusciatus, *Wied.*

H. Pedes nigro-fusci; tibiæ rufescentes, apice nigræ.

lascivus, *Wied.*

I. Pedes nigri; tibiæ pallidæ.

a. Thorax vittis nigris.

a. Fœminæ abdomen incisuris subargenteis.

labidophorus, *Wied.*

b. Fœminæ abdomen marginibus fulvis. Bondyllis, *Walk.*

B. Thorax vittis fuscis. - - - - - fuscus, *Wied.*

J. Pedes fulvi; femora apice nigra; tibiæ posticæ fusciscentes.

copulatus, *Wied.*

K. Pedes rufi. - - - - - flavidus, *Macq.*

L. Pedes flavi. - - - - - mellinus, *Wied.*

a. Antennarum articulus 3us simplex.

b. Antennarum articulus 3us basi bilobus. nodicornis, *Wied.*

C. Alæ cineræ. - - - - - velox, *Wied.*

D. Alæ hyalinæ, apice flavescentes aut rufescentes.

a. Femora nigra. - - - - - stylatus, *Fabr.*

b. Femora rufa. - - - - - simplex, *Macq.*

E. Alæ limpidae, venis subcostalibus apice fusco limbatis.

melanacrus, *Wied.*

F. Alæ hyalinæ aut subhyalinæ.

## A. Antennæ nigræ.

- |                                       |   |   |                           |
|---------------------------------------|---|---|---------------------------|
| A. Thorax cinerascens, vittis fuscis. | - | - | senilis, <i>Wied.</i>     |
| B. Thorax flavidus, vittis fuscis.    | - | - | flavidus, <i>Wied.</i>    |
| C. Thorax niger.                      | - | - | hyalipennis, <i>Macq.</i> |
| D. Thorax cinereus, nigro vittatus.   |   |   |                           |
| a. Femora apice tibiæque fulva.       | - | - | parvus, <i>Walk.</i>      |
| b. Tibiæ intus basi fulvæ.            | - | - | pumilus, <i>Walk.</i>     |

## B. Antennæ fulvæ, apice nigræ.

- |                      |   |   |   |                        |
|----------------------|---|---|---|------------------------|
| A. Pedes nigri.      | - | - | - | Sicyon, <i>Walk.</i>   |
| B. Pedes ferruginei. | - | - | - | Stimicon, <i>Walk.</i> |

## Group 1.

*Mas.* Corpus parvum. Caput subtus dense pilosum. Facies valde convexa. Mystax dense setosus. Proboscis linearis. Antennarum articulus 1us 2o plus duplo longior; 3us longiconicus; 4o brevior; arista 3o plus triplo longior. Thorax abdominis dimidio longior, utrinque et postice setosus. Abdomen subcylindricum, basi usque ad sexualia subattenuatum, alas superans. Sexualia maxima; forceps brevis, latissimus. Pedes robusti, spinosi, subtus pubescentes.

Cubital vein forked at a little beyond half its length; forks nearly straight, diverging from each other at their tips; fore fork forming near its base an obtuse angle, which emits no branch; first and second externo-medial veins nearly straight; third curved, forming an obtuse angle with the præbrachial, joining the fourth far from the border. Subanal joining the anal at some distance from the border.

*Erax culiciformis, Walk.*

## Group 2.

*Fam.* Corpus parce hirtum. Caput subtus densissime pilosum. Facies valde convexa. Mystax densissime setosus. Proboscis lanceolata. Thoracis latera et scutellum parce setosa. Abdomen alas longe superans, triente apicali stylata. Pedes validi, spinosi, pilosi.

Cubital vein forked at beyond half its length; forks very slightly undulating, most remote from each other about the middle part; fore fork forming at its base a slightly obtuse angle, which emits a branch; the latter is a little longer than the basal side of the angle. First, second and third externo-medial veins nearly straight; third forming a slightly obtuse angle with the præbrachial, joining

the fourth far from the border. Subanal joining the anal near the border.

*Erax Lades*, *Walk.*

### Group 3.

*Fœm.* Corpus vix mediocre. Caput subtus densissime pilosum. Facies convexa. Mystax setis paucis. Proboscis gracilis, linearis. Antennarum articulus 1us 2o duplo longior; 3us lanceolatus, 1o vix brevior; arista 3o multo longior. Thorax abdominis dimidio longior, setis nonnullis lateralibus et posticis. Abdomen oblanceolatum, alas vix superans, apice compressum et acuminatum, non stylatum. Pedes robusti, spinosi, pubescentes.

Cubital vein forked at much before half its length; fore fork forming at its base an almost right angle, the latter emitting a branch, which is nearly twice the length of the basal side of the angle; hind fork slightly curved. First and second externo-medial veins nearly straight; third curved, forming a slightly obtuse angle with the præbrachial, joining the fourth far from the border; subanal joining the anal at a short distance from the border.

*Erax dilectus*, *Walk.*

### Group 4.

Corpus gracile, vix hirtum. Caput subtus dense pilosum. Facies convexa. Mystax setis sat paucis. Proboscis gracilis, linearis. Antennarum articulus 1us 2o plus duplo longior; 3us lanceolatus, 1o vix brevior; arista 3o paullo longior. Thoracis latera et scutellum parce setosa. Abdomen alas vix superans. Pedes sat graciles, parce setosi, vix hirti. *Mas.*—Sexualia mediocria. *Fœm.*—Abdominis quinties apicalis compressa, non stylata.

Cubital vein forked at before half its length; forks nearly parallel to each other; fore fork very slightly curved, inclined forward at its tip, forming at its base an obtuse and rounded angle, which emits no branch; hind fork nearly straight. First and second externo-medial veins nearly straight; third slightly curved, forming a very obtuse angle with the præbrachial, joining the fourth far from the border. Subanal joining the anal near the border.

*Erax Amphissa*, *Walk.*

This species appears to be on the limits of the genus *Erax*, and may be an *Eristicus* of Loew.

## Group 5.

*Mas.* Corpus parce et breviter hirtum. Caput subtus densissime pilosum. Facies valde convexa. Mystax dense setosus. Proboscis sublanceolata. Antennarum articulus 1us 2o duplo longior; 3us longiconicus, 1o brevior; arista 3o plus duplo longior. Thoracis latera et scutellum parce setosa. Abdomen alis paullo longius. Sexualia maxima, hirta. Pedes robusti, breviusculi, spinosi, parce hirti.

Cubital vein forked at beyond half its length; forks hardly curved, very slightly converging at each end; fore fork emitting at its base a slightly obtuse angle, which emits a branch; the latter is as long as the basal side of the angle. First, second and third externo-medial veins nearly straight; third forming an almost right angle with the præbrachial, joining the fourth very far from the border. Subanal joining the anal very near the border.

*Erax obscurus, Macq.*

## Group 6.

Corpus crassum, vix hirtum. Caput subtus dense pilosum. Facies convexa. Mystax setis plurimis. Proboscis lanceolata. Antennarum articulus 1us 2o fere duplo longior; 3us lanceolatus, 1o æqualis; arista 3o multo longior. Thoracis latera et scutellum setis nonnullis. Abdomen alas non superans. Pedes robusti, spinosi, breviter hirti. *Mas.*—Sexualia mediocria. *Fæm.*—Abdomen apice compressum, non stylatum.

Cubital vein forked at much before half its length; forks approaching much nearer each other towards the base than towards the tips; fore fork nearly straight, forming at its base a slightly obtuse angle, which emits a branch; the latter is much longer than the basal side of the angle. First and second externo-medial veins nearly straight; third slightly curved, forming an almost right angle with the præbrachial, joining the fourth far from the border. Subanal joining the anal rather near the border.

This is one of the least typical groups of *Erax*.

*Erax striola, Fabr.*

## Group 7.

*Mas.* Corpus vix hirtum. Caput subtus densissime pilosum. Facies convexa. Mystax parce setosus. Proboscis sublanceolata.

Antennarum articulus 1us 2o duplo longior; 3us lanceolatus, 1o æqualis; arista 3o paullo longior. Thoracis latera et scutellum parce setosa. Abdomen alas paullo superans. Sexualia mediocria. Pedes robusti, hirti, spinosi.

Cubital vein forked at before half its length; fore fork nearly straight, forming at its base a nearly right angle, which emits a branch; the latter is nearly twice the length of the basal side of the angle; hind fork slightly curved, approaching the fore fork at each end. First and second externo-medial veins nearly straight; third slightly curved, forming a slightly obtuse angle with the præbrachial, joining the fourth far from the border. Subanal joining the anal near the border.

*Erax flavo-fasciata*, *Wied.*

#### Group 8.

*Fam.* Corpus parce hirtum. Caput subtus densissime pilosum. Facies sat convexa. Mystax dense setosus. Proboscis linearis. Antennarum articulus 1us 2o duplo longior; 3us longiconicus, 1o brevior; arista 3o fere duplo longior. Thoracis latera parce setosa. Abdomen alis longius, triente apicali stylata.

Cubital vein forked at much beyond half its length; forks hardly curved, slightly approaching each other at the base and near the tips; fore fork forming at its base a slightly obtuse angle, which emits a branch; the latter is not longer than the basal side of the angle. First, second and third externo-medial veins almost straight; third forming a nearly right angle with the præbrachial, joining the fourth far from the border. Subanal joining the anal near the border.

*Erax lascivus*, *Wied.*

#### Group 9.

*Fam.* Corpus parce pubescens, non hirtum. Caput subtus densissime pilosum. Facies valde convexa. Proboscis linearis. Antennarum articulus 1us 2o plus duplo longior; 3us longiconicus, 1o multo brevior; arista 2o triplo longior. Thoracis latera et scutellum setis paucis. Abdomen alas superans, triente apicali stylata. Pedes robusti, spinosi, parce hirti.

Cubital vein forked at beyond half its length; forks very slightly curved, slightly converging at each end; fore fork forming at its base an obtuse angle, which emits a branch; the latter is about as long as the basal side of the angle. First, second and third externo-medial veins nearly straight; third forming a very slightly obtuse



angle with the præbrachial, joining the fourth far from the border. Subanal joining the anal very near the border.

*Erax Bardyllis, Walk.*

In this species, as in some others, the basal side of the angle of the fore fork of the cubital is occasionally double, and the third externo-medial vein is continued across the fourth to the border.

#### Group 10.

*Fœm.* Corpus vix hirtum. Caput subtus densissime pilosum. Facies valde convexa. Mystax dense setosus. Proboscis robusta, lanceolata. Antennarum articulus 1us 2o duplo longior; 3us longiconicus, 1o brevior; arista 3o fere triplo longior. Thoracis latera et scutellum parce setosa. Abdomen alas superans, triente apicali stylata. Pedes robusti, spinosi, parce hirti.

Cubital vein forked at rather beyond half its length; forks very slightly curved, approaching much nearer each other towards the base than towards the tips; fore fork forming at its base a hardly obtuse angle; the latter emitting a branch which about equals it in length. First and second externo-medial veins almost straight; third very slightly curved, forming a slightly obtuse angle with the præbrachial, joining the fourth far from the border. Subanal joining the anal close to the border.

*Erax fuscus, Wied.*

#### Group 11.

Corpus sat gracile, parce hirtum. Caput subtus densissime pilosum. Facies valde convexa. Mystax densissime setosus. Proboscis linearis. Antennarum articulus 1us 2o plus duplo longior; 3us longiconicus, 1o brevior; arista 3o triplo longior. Thoracis latera et scutellum parce setosa. *Mas.*—Abdomen alas vix superans. Sexualia magna. *Fœm.*—Abdomen alas paullo superans, triente apicali stylata.

Cubital vein forked at very much beyond half its length; forks hardly undulating, approaching each other at the base and near the tips; fore fork forming at its base a slightly obtuse angle, which emits a branch; the latter is not longer than the basal side of the angle. First and second externo-medial veins nearly straight; third hardly curved, forming a slightly obtuse angle with the præbrachial, joining the fourth far from the border of the wing. Subanal joining the anal very near the border.

*Erax stylatus, Fabr.*

## Group 12.

*Mas.* Corpus sat dense hirtum. Caput subtus densissime pilosum. Facies valde convexa. Mystax dense setosus. Antennarum articulus 1us 2o plus duplo longior; 3us longiconicus, 1o brevior; arista 3o triplo longior. Thoracis latera et scutellum parce setosa. Abdomen alas superans. Sexualia magna. Pedes robusti, spinosi, breviter hirti.

Cubital vein forked at much beyond half its length; forks very slightly curved, converging towards the base, and more slightly towards the tips; fore fork forming at its base a very slightly obtuse angle, which emits a branch; the latter is longer than the basal side of the angle. First, second and third externo-medial veins hardly curved; third forming an almost right angle with the præbrachial, joining the fourth far from the border. Subanal joining the anal near the border.

*Erax senilis*, *Wied.*

## Group 13.

*Fam.* Corpus robustum. Caput subtus valde pilosum. Facies convexa. Mystax dense setosus. Proboscis linearis, sat gracilis. Antennarum articulus 3us longiconicus, 1o æqualis, arista brevior. Thorax parce setosus. Abdomen nudum, oblanceolatum, apice compressum, non stylatum, alas vix superans. Pedes validi, spinosi, non hirti.

Cubital vein forked at much before half its length; forks near each other and parallel towards the base, slightly converging and curved forwards at the tips; fore fork forming at its base a right angle, which emits a branch; the latter is much longer than the basal side of the angle. First and second externo-medial veins almost straight; third slightly curved, forming a right angle with the præbrachial, joining the fourth near the border. Subanal joining the anal near the border.

*Erax Sicyon*, *Walk.*

## 28. ERAX FULVITHORAX.

*Ater; thorace cervinus, nigro vittatus; abdominis segmenta duo apicalia nivea (mas.) aut incisuris albidis (fœm.); alæ fuscæ, paullo dilatatæ.*

*Erax fulvithorax*, *Macq. Dipt. Exot. i. 2, 113, 13.*

Allied to *A. pyrrogonus*, *Wied.*

Brazil. Guiana.

## 29. ERAX CULICIFORMIS.

Mas. *Ater; caput et thorax ferrugineo tomentosa; caput subtus albo pilosum; mystax supra niger; subtus testaceus; thorax vittis tribus subconnexis nigris; abdomen fasciis duabus integris, una basali altera subapicali, duabusque intermediis interruptis argenteis; pedes subtus albido subpubescentes; alæ fuscae.*

*Male.* Deep black. Head and thorax with ferruginous tomentum. Head clothed beneath with white hairs. Mystax with black bristles above and with testaceous bristles below. Disk of the thorax black, with two very slender and indistinct ferruginous stripes. Abdomen with four silvery bands, first and fourth entire, second and third interrupted. Legs partly and thinly clothed beneath with whitish down. Wings brown. Halteres testaceous. Length of the body 6 lines; of the wings 8 lines.

a. Tapayos, Brazil. From Mr. Bates' collection.

## 30. ERAX LADES.

Asilus Lades, *Cat. of Diptera*, Pt. 2, 403.

Brazil.

## 31. ERAX PARPHORUS.

Erax Parphorus, *Diptera Saundersiana*, Pt. 2, 127.

Colombia.

## 32. ERAX DILECTUS.

Fœm. *Caput et thorax picea, albido tomentosa; caput subtus albo pilosum; mystax supra niger, subtus albidus; thorax piceo vittatus; abdomen atrum, fasciis quinque interruptis albis, 4a minima, 5a latissima; pedes picei, albo pubescentes, spinis nigris; alæ subcinereæ.*

*Fem.* Head and thorax piceous, with whitish tomentum. Head with white hairs beneath. Mystax with black upper bristles and whitish lower bristles. Thorax with two piceous stripes, which are connected hindward. Abdomen deep black, with five interrupted white bands; first, second, third and fifth bands broad; second and third deeply indented in front; fourth very slender; fifth occupying the whole length of the sixth segment. Legs piceous, with white down; spines black. Wings slightly grayish. Halteres testaceous, with piceous knobs. Length of the body 7 lines; of the wings 10 lines.

a. Santarem, Brazil. From Mr. Bates' collection.

## 33. ERAX SUBAPPENDICULATUS.

Mas. *Ater; abdominis segmenta quatuor apicalia argentea; tarsi anteriores tibique rufa; alæ subfuscæ, paullo dilatata, venæ cubitalis furca antica ramulum rejiciens brevissimum.*

*Erax subappendiculatus, Macq. Dipt. Exot. i. 2, 114, 16.*

Brazil.

## 34. ERAX POTAMON.

*Erax Potamon, Diptera Saundersiana, Pt. 2, 128.*

South America.

## 35. ERAX COMMILES.

*Erax commiles, Diptera Saundersiana, Pt. 2, 132.*

South America.

## 36. ERAX AMPHISSA.

*Asilus Amphissa, Cat. of Diptera, Pt. 2, 406.*

Brazil.

## 37. ERAX OBSCURUS.

Fœm. *Fuscus; abdominis incisuræ albida; pedes nigri, tibiis obscure testaceis; alæ subfuscæ.*

*Erax obscurus, Macq.*

Parà.

## 38. ERAX NIGRIMYSTACEUS.

Mas. *Niger; thorax cinereus, vittis nigris; abdominis segmenta tria postica alba; tibiæ testacæ; alæ paullo dilatata, vena cubitalis furca antica ramulum rejiciens brevissimum.*

*Erax nigrimystaceus, Macq. Dipt. Exot. Suppl. 2, 41, 40.*

Guadeloupe.

## 39. ERAX FUSCIPENNIS.

Fœm. *Fuscus; mystax niger; thorax fulvidus, vittis nigris; pedes nigri, tibiis testaceis; alæ fuscæ; venæ cubitalis furca antica ramulum non rejiciens.*

*Erax fuscipennis, Macq. Dipt. Exot. Suppl. 2, 40, 38.*

Brazil.

## 40. ERAX SINGULARIS.

Mas. *Ater; abdominis segmenta duo apicalia albida; alæ dilatatae, fuscanae, venis albido limbatis.*

*Erax singularis, Macq. Dipt. Exot. i. 2, 111, 8, pl. 9, f. 10.*

Brazil.

## 41. ERAX RUFIPES.

Fœm. *Gracilis, ater, cinereo pubescens; thorax vittis nigris; pedes rufi, femoribus supra, tibiis posticis intus tarsisque nigris; alæ subfuscae.*

*Erax rufipes, Macq. Dipt. Exot. i. 2, 112, 10.*

Brazil.

## 42. ERAX MYGDON.

*Erax Mygdon, Diptera Saundersiana, Pt. 2, 127.*

South America.

## 43. ERAX HETEROPTERUS.

Mas. *Niger; mystax supra niger, subtus flavidus; thorax cinereus, vittis nigris; abdomen incisuris albidis; pedes fulvi; alæ fuscanae, areola cubitali la clausa.*

*Erax heteropterus, Macq. Dipt. Exot. Suppl. i. 83, 33, pl. 8, f. 6.*

New Grenada. Cold Region.

## 44. ERAX RUFITHORAX.

Fœm. *Niger; mystax albidus; thorax cinereus, vittis nigris; abdomen incisuris cinereis; pedes fulvi, tarsis nigris; alæ fuscanae.*

*Erax rufithorax, Macq. Dipt. Exot. Suppl. 1, 82, 31.*

Brazil.

## 45. ERAX GRISEUS.

Mas. *Ater; abdominis incisurae cinereae, segmenta duo apicalia albida; alæ subflavescentes, dilatatae; venæ cubitalis furca antica ramulum non rejiciens.*

*Asilus griseus, Guérin, Zool. Voy. Duperrey.*

*Erax griseus, Macq. Dipt. Exot. i. 2, 115, 78.*

Chili.

## 46. ERAX MACULATUS.

*Cinereus*; abdominis segmenta 2um et 3um macula laterali, 4um 5umque incisuris, 6um 7umque tota albida; pedes nigri; alæ flavidæ.

Var. β. Femora tibiæque supra testaceæ.

Allied to *Erax striola*, Wied.

*Erax maculatus*, Macq. *Dipt. Exot.* i. 2, 111, 9, pl. 9, f. 6.

Guiana, Columbia, Guadeloupe.

## 47. ERAX TRISTIS.

Fœm. Niger; thoracis vittæ interstitiis schisticoloribus; abdominis incisuræ et maculæ mediæ segmentorum penultimorum albide; alæ flavescentes.

*Asilus tristis*, Wied. *Auss. Zweifl.* i. 470, 69.

Brazil.

## 48. ERAX NIGRINUS.

*Cinercens*; antennæ et pedes nigra; thorax nigro vittatus; abdomen nigrum, incisuris albis; alæ flavescentes.

*Asilus nigrinus*, Wied. *Dipt. Exot.* i. 197, 28; *Auss. Zweifl.* i. 462, 56.

Brazil.

## 49. ERAX MINOR.

Fœm. Niger; mystax subtus albus; thorax lineis albidis; abdomen incisuris albis; alæ subflavescentes; venæ cubitalis furca antica ramulum non rejiciens.

*Erax minor*, Macq. *Dipt. Exot. Suppl.* 2, 41, 39.

Brazil.

## 50. ERAX STRIOLA.

*Cinercens*; antennæ nigra; thoracis vitta unica fusca antice divisa; abdomen nigrum, segmento singulo maculis utrinque basi canis apice flavidis; pedes picei aut nigro-picei; alæ flavescentes.

*Dasygogon striola*, Fabr. *Syst. Antl.* 172, 38.

*Asilus striola*, Wied. *Dipt. Exot.* i. 199, 31; *Auss. Zweifl.* i. 464, 58.

Brazil.

## 51. ERAX FLAVIANALIS.

Mas. *Ater*; abdominis incisuræ albæ, segmentum ultimum album, anus lateribus flavis; femora tibiæque intus testaceæ; alæ subflavescentes, apice cinereæ, venæ externo-mediæ furca antica ramulum rejiciente, venis externo-mediis 3a et 4a conjunctis.

*Erax flavianalis*, Macq. *Dipt. Exot. Suppl.* 3, 26, 41.

Minas Geraes.

## 52. ERAX? PYRRHOGONUS.

*Niger*; thorax vittarum interstitiis cervinis; abdomen maris segmentis duobus apicalibus niveis, fœm. incisuris albidis; femora apice, tarsi basi tibiæque rubida; alæ flavescentes.

*Asilus pyrrhognus*, Wied. *Auss. Zweifl.* i. 472, 71.

Brazil.

## 53. ERAX MEDIANUS.

Mas. *Niger*; thorax interstitiis vittarum cervino-flavidis; abdominis segmenta tria apicalia nivea; femora apice, tarsi basi tibiæque rubida; alæ flavescentes.

*Asilus medianus*, Wied. *Auss. Zweifl.* i. 473, 73.

Brazil.

## 54. ERAX VIRILIS.

*Fuscus*; abdominis incisuræ canescentes; pedes mellei, femoribus supra tibiis tarsisque posticis fuscis; alæ flavescentes, apice saturatiores.

*Asilus virilis*, Wied.

Brazil.

## 55. ERAX EURYLABIS.

Mas. *Cinereus*; antennæ fusæ; thoracis discus fuscus, vittatus; abdomen maculis maximis trigonis; forceps analis latissimus, rubidus; pedes rubidi; alæ flavescentes.

*Asilus eurylabis*, Wied. *Auss. Zweifl.* i. 469, 67.

Brazil.

## 56. ERAX FLAVO-FASCIATUS.

Fœm. *Thorax cinerascens, nigro vittatus; abdomen nigrum; fasciis lateribusque læte flavis; pedes nigri; tibiæ fulvæ apice nigræ, anticæ intus nigræ*

*Asilus flavo-fasciatus*, Wied.

Brazil.

57. ERAX LASCIVUS.

Æm. *Cinereus*; thorax fusco vittatus; abdomen nigrum, albido fasciatum; pedes nigri, tibiis rubidis apice nigris; alæ flavescentes.

*Asilus lascivus*, Wied.

Brazil.

Var. *Asilus Amarynceus*, *Cat. of Diptera*, Pt 2, 400.

58. ERAX LABIDOPHORUS.

*Niger*; thorax vittis cervino separatis; tibiæ ferruginæ; abdomen maris basi utrinque flavido hirtum segmentis duobus apicalibus subargenteis, fœm. incisuris anguste marginibus lateralibus late subargenteis flavido hirtis; alæ saturate flavidæ.

*Asilus labidophorus*, Wied.

Brazil.

59. ERAX BARDYLLIS.

*Asilus Bardyllis*, *Cat. of Diptera*, Pt. 2, 401.

Brazil.

60. ERAX FUSCUS.

*Fuscus*; thoracis vittarum interstitiæ cinereæ; abdominis incisuræ albicantes, segmento ante forcipem albo; tibiæ rubidæ; alæ flavescentes.

*Asilus fuscus*, Wied.

Brazil.

61. ERAX COPULATUS.

*Cinerascens*; mystax niger; antennæ nigrae; thorax fuscus vittatus; pedes rubidi, femoribus apice nigris; alæ subflavescentes.

*Asilus copulatus*, Wied. *Zool. Mag.* iii. 48, 10; *Dipt. Exot.* i. 192, 18; *Auss. Zweifl.* i. 457, 50.

62. ERAX FLAVIDUS.

*Flavidus*; antennæ pedesque rufa; alæ flavescentes, venæ cubitalis furca antica ramulum rejiciens brevissimum.



*Erax flavidus*, Macq. *Dipt. Exot.* i. 2, 114, 15.

Brazil.

63. ERAX MELLINUS.

*Cervinus*; antennæ, abdomen et pedes mellea; thorax fusco vittatus; alæ subflavescentes.

*Asilus mellinus*, Wied. *Auss. Zweifl.* i. 465, 60.

Monte Video.

64. ERAX? NODICORNIS.

Mas. *Cinereus*; antennæ nigro-fuscae, articulo 3o melleo basi bilobo; thorax vittis fusciscentibus; abdomen fusciscens; pedes flavescentes; alæ subflavescentes.

*Asilus nodicornis*, Wied. *Auss. Zweifl.* i. 469, 66.

Brazil.

65. ERAX VELOX.

Mas. *Niger*; thorax cervinus, vittis nigris; abdominis segmentum 2um utrinque albidum, 6um et 7um nivea; alæ cinereæ.

*Asilus velox*, Wied. *Auss. Zweifl.* i. 468, 64.

Pernambuco.

66. ERAX STYLATUS.

Fœm. *Cinerascens*; thorax nigro vittatus; abdomen segmentis singulis macula maxima nigra; tibiæ rufæ; alæ limpidæ, apice flavescentes.

*Asilus stylatus*, Fabr.

Brazil.

67. ERAX SIMPLEX.

Fœm. *Ater*, cinereo pubescens; mystax albidus; thorax lineis nigris; abdominis incisuræ cinereæ; pedes fulvi, tarsiis nigris; alæ subhyalinæ, venæ cubitalis furca antica ramulum nullum rejiciens.

*Erax simplex*, Macq. *Dipt. Exot. Suppl.* 3, 27, 43, pl. 2, f. 14.

Rio Negro.

68. ERAX MELANACRUS.

Fœm. *Flavidus*; mystax albus; antennæ nigre; thorax nigro vittatus; abdomen fuscum, albido fasciatum; pedes flavi, femoribus apice nigris; alæ limpidissimæ, venis subcostalibus apice fusco limbatis.

*Asilus melanacrus*, Wied. *Auss. Zweifl.* i. 472, 72.

Brazil.

69. ERAX SENILIS.

*Cinereascens*; thorax vittis fuscis; abdomen nigricans, incisuris lateribusque late albis; pedes nigri; alæ limpide. Mas.—  
*Abdomen apice argenteum.*

*Asilus senilis*, Wied.

Monte Video.

70. ERAX FLAVIDUS.

Fœm. *Pallide flavidus*; antennæ nigrae; thorax fusco vittatus; abdomen utrinque albidum; pedes fusci, tibiis flavescentibus apice fuscis; alæ limpidae, vix flavescentes.

*Asilus flavidus*, Wied. *Auss. Zweifl.* i. 473, 74.

Brazil.

71. ERAX HYALIPENNIS.

Mas. *Ater*; abdominis segmenta duo apicalia argentea; alæ hyalinae, venæ cubitalis furca antica ramulum non rejiciens.

*Erax hyalipennis*, Macq. *Dipt. Exot.* i. 2, 114, 17.

Brazil.

72. ERAX PARVUS.

Fœm. *Obscure cinereus*, mystace antennisque nigris; thorax vittis duabus dorsalibus maculisque lateralibus nigris; abdomen nigrum, segmentis cano late fasciatis, triente apicali stylata; pedes nigri, femoribus apice tibiisque fulvis; alæ hyalinae, vix subcinereae; halteres testacei.

Dark cinereous. Head and pectus hoary. Head clothed beneath with white hairs. Face very convex. Mystax not thick, with black bristles, and towards the mouth with whitish bristles. Third joint of the antennæ long, conical, a little shorter than the first; arista nearly thrice the length of the third joint. Thorax and base of the abdomen with a few bristles on each side. Thorax with two black dorsal stripes and with six lateral black spots. Abdomen with a broad hoary band on the hind border of each segment; apical third part stylate. Legs black, stout, spinose, slightly hairy; tibiæ and tips of the femora tawny. Length of the body 6 lines; of the wings 8 lines.

*a, b.* Santarem, Brazil. From Mr. Bates' collection.

## 73. ERAX PUMILUS.

*Cinereus*; caput albo pilosum; mystax albidus, setis paucis supra nigris; thorax nigro trivittatus; abdomen supra nigrum, maculis lateralibus trigonis canis; tibiæ intus basi fulvæ; alæ subhyalinæ.

Cinereous. Head white and clothed with white hairs behind and beneath. Mystax with many whitish bristles, above which are a few black bristles. Thorax with three blackish stripes, the lateral pair interrupted. Abdomen black above; hind borders of the segments with triangular white spots on each side. Tibiæ tawny towards the base on the inner side. Wings nearly limpid. *Male*.—Abdomen almost twice the length of the thorax; two subapical segments silvery white. Sexualia of moderate size. *Fem*.—Stylate part of the abdomen shining. Length of the body 6 lines; of the wings 10 lines.

a, b. Vera Cruz. From M. Sallé's collection.

## 74. ERAX SICYON.

*Asilus Sicyon*, *Cat. of Diptera*, Pt. 2, 399.

Brazil.

## 75. ERAX STIMICON.

*Erax Stimicon*, *Diptera Saundersiana*, Pt. 2, 129.

Colombia.

## Africa.

A. Abdomen vittatum. - - - - - *algerius*, Linn.

B. Abdomen non vittatum. - - - - - *femoralis*, Wied.

## 76. ERAX? ALGIRUS.

*Rubidus*; antennæ fulvæ; mystax albus; thorax vittis saturatio-ribus; abdomen fuscum, vittis tribus obsoletis nigellis; pedes badii, pilis setisque albis; alæ limpidæ.

*Asilus algerius*, Linn. *Syst. Nat.* 2, 1006, 2. *Fabr. Ent. Syst.* iv. 376, 3; *Syst. Antl.* 153, 3. *Wied. Dipt. Exot.* i. 196, 27; *Auss. Zweifl.* i. 461, 55.

Algeria.

## 77. ERAX? FEMORALIS.

*Cinereus*; antennæ et pedes rufescentes; thorax vitta et utrinque puncto fuscis; femora nigro vittata; alæ limpida, vena cubitalis furca postica et vena externo-media la conjunctis.

*Asilus femoralis*, Wied. Auss. Zweifl. i. 466, 61.

Egypt.

Asia.

A. Abdomen nigrum.

A. Abdomen maculatum. - - - - Sinensis, Macq.

B. Abdomen non maculatum.

a. Pedes toti nigri. - - - - integer, Macq.

b. Femora et tibiæ subtus rufa. - - - - Curiatius, Walk.

B. Abdomen rufum. - - - - rufiventris, Macq.

## Group 1.

*Mas.* Corpus parce pilosum. Caput subtus dense pilosum. Facies valde convexa. Mystax sat dense setosus. Proboscis sublinearis. Thoracis latera et scutellum parce setosa. Abdomen longi-oblongeolatum, thorace multo angustius et plus duplo longius. Sexualia magna. Pedes robusti, setosi, parce hirti.

Radial as usual. Cubital vein forked at half its length; fore fork hardly curved, forming an obtuse and rounded angle at its base; hind fork very slightly undulating. First and second externo-medial veins nearly straight; third slightly curved, forming a slightly obtuse angle with the præbrachial, joining the fourth far from the border. Subanal joining the anal near the border.

*Erax Curiatius*, Walk.

## 78. ERAX SINENSIS.

*Fœm.* Ater; thorax cinereus, nigro vittatus; abdominis segmenta 2um 3um 6umque albido maculata; alæ fuscana.

*Erax Sinensis*, Macq. Dipt. Exot. i. 2, 108, 2.

China.

## 79. ERAX INTEGER.

*Fœm.* Niger; mystax albidus; thorax cinereo tomentosus, vittis nigris; alæ subhyalina, venæ cubitalis furca antica ramulum non rejiciens.

*Erax integer*, Macq. *Dipt. Exot. Suppl.* 1, 81, 30.

Manilla.

80. ERAX CURIATIUS.

*Asilus Curiatius*, *Cat. of Diptera*, Pt. 2, 432.

Nepaul.

81. ERAX RUFIVENTRIS.

Fœm. *Ater; abdomen rufum, ano nigro; tibiæ anteriores  
externe testaceæ; alæ fusæ.*

*Erax rufiventris*, Macq. *Dipt. Exot.* i. 2, 108, 1.

Bengal.

Australia.

A. Alæ nigræ, fusæ aut subfusæ.

A. Pedes ferrugineo-rubidi.

A. Abdomen nigrum.

a. Thorax fuliginosus. - - - Belzebul, *Wied.*

b. Thorax cinereus nigro trivittatus. - annulipes, *Macq.*

B. Abdomen flavidum. - - - Hercules, *Wied.*

B. Femora nigra.

A. Thorax rufo-cinereus. - - - Salomon, *Macq.*

B. Thorax auratus. - - - fuscipennis, *Macq.*

B. Alæ subflavescentes. - - - varimystaceus, *Macq.*

82. ERAX BELZEBUL.

*Thorax fuliginosus; abdomen nigrum; pedes ferruginosi-rubidi;  
alæ fusæ, antice dilatatæ.*

*Asilus Belzebul*, *Wied. Auss. Zweifl.* i. 425, 1.

*Erax Belzebul*, *Macq. Dipt. Exot.* i. 2, 109, 3.

*Asilus plicatus?* *Wied.*

New Holland.

83. ERAX ANNULIPES.

Fœm. *Cinereus; mystax albo flavescens, setis nonnullis nigris;  
barba alba; arista apice subincrassata; thorax vittis tribus  
nigris, intermedia divisa; abdomen nigrum, segmentorum  
marginibus posticis cinereis; pedes fulvi, femoribus postero-  
ribus apice tarsisque nigris; alæ subfuscescentes, venis fusco  
marginatis.*

*Erax annulipes*, *Macq. Dipt. Exot. Suppl.* 1, 83, 32, pl. 8, f. 8.  
New Holland.

## 84. ERAX HERCULES.

Mas. *Niger*; *thorax cinereus, vittis nigricantibus*; *abdomen flavidum*; *pedes ferruginosi, femoribus tibiisque apice nigris*; *alæ flavescentes, plaga fuscana.*

*Asilus Hercules*, *Wied. Auss. Zweifl.* i. 425, 2.

*Erax Hercules*, *Macq. Dipt. Exot. Suppl.* 1, 82, 425, 2.

Sydney Island, &c.

## 85. ERAX SALOMON.

Mas. *Ater*; *thorax rufo-cinereus, nigro vittatus*; *abdominis latera albida, segmentis tribus apicalibus argenteis*; *pedes rufi, femoribus tarsisque posticis nigris*; *alæ subfuscae, dilatatae.*

*Erax Salomon*, *Macq. Dipt. Exot.* i. 2, 110, 5; *Suppl.* 1, 82.

Port Praslim, Solomon Isles.

## 86. ERAX FUSCIPENNIS.

Mas. *Ater*; *thorax aureus, nigro vittatus*; *tibiæ testaceæ*; *alæ fuscanae.*

*Erax fuscipennis*, *Macq. Dipt. Exot.* i. 2, 109, 4.

New Holland.

## 87. ERAX VARIMYSTACEUS.

Fœm. *Mystax setis nigris albisque*; *thorax cinereus, vittis nigris*; *abdomen nigrum lateribus incisurisque cinereis*; *tibiæ testaceæ*; *alæ subflavescentes, venæ cubitalis furca antica ramulum non rejiciens.*

*Erax variomystaceus*, *Macq. Dipt. Exot. Suppl.* 2, 40, 37.

New Holland.

Country unknown.

A. *Alæ fuscae.*

A. *Tibiæ rufæ.*

A. *Thorax cinereus, vittis nigris.* - *inappendiculatus*, *Macq.*

B. *Thorax ferrugineus aut piceus.*

a. *Furca cubitalis antica ramulum rejiciens.* *Malis, Walk.*

- b. Furca cubitalis antica ramulo nullo.* - robustus, *Walk.*  
*B. Tibiæ nigrae.* - - - - - Marcinus, *Walk.*  
**B. Alæ fulvæ aut flavescentes.**  
*A. Pedes nigri.* - - - - - nervosus, *Macq.*  
*B. Femora nigra.* - - - - - asper, *Walk.*  
**C. Femora rufa, nigro vittata.**  
*A. Alæ subfulvæ, apice cineræ.* - - - Leon, *Walk.*  
*B. Alæ fulvæ.* - - - - - concolor, *Walk.*  
**D. Tibiæ luteæ, apice nigrae.** - - - nitidus, *Wied.*

## Group 1.

*Fæm.* Corpus gracile, parum hirtum. Caput subtus dense pilosum. Facies convexa. Mystax raro setosus. Proboscis linearis. Antennarum articulus 1us 2o triplo longior; 3us sublinearis, 1o æqualis; arista 3o paullo longior. Thoracis latera et scutellum setis paucis. Abdomen alas non superans, apice compressum, acuminatum. Pedes sat graciles, fere nudi, parce spinosi.

Radial vein very slightly curved, joining the subcostal near the tip of the latter. Cubital forked at about half of its length; fore fork forming at its base a nearly right angle, which emits a branch much shorter than its basal side; hind fork and the first and second externo-medial veins almost straight. Third externo-medial curved, forming a slightly obtuse angle with the præbrachial, which is slightly curved, joining the fourth far from the border. Subanal joining the anal rather near the border.

This group is almost as nearly allied to *Asilus* as to the type of *Erax*.

*Erax Malis.*

## Group 2.

*Mas.* Corpus breve, crassum, hirtum, sat magnum. Facies valde convexa. Mystax densissime setosus, usque ad antennas ascendens. Proboscis valida, lanceolata. Antennarum articulus 1us 2o plus duplo longior; 3us longiconicus, 1o brevior; arista 3o plus duplo longior. Thorax cristatus. Abdomen thorace multo longius, alas non superans. Sexualia maxima. Pedes crassi, hirti, spinosi, breviusculi.

Wings slightly dilated in front at two-thirds of the length. Cubital vein forked at very much beyond half its length; forks diverging, then converging, and again diverging at the tips. First and second externo-medial veins nearly straight; third hardly

curved, forming an almost right angle with the præbrachial, joining the fourth far from the border. Subanal joining the anal rather near the border.

*Erax robustus*, *Walk.*

### Group 3.

*Caput* subtus densissime pilosum. *Facies* valde convexa. *Mystax* densissime setosus. *Proboscis* linearis. *Thorax* parce hirtus, lateribus scutelloque subsetosis. *Pedes* validi, parce spinosi; femora subtus dense et breviter spinosa.

Radial vein almost straight, joining the subcostal very far from the tip of the latter. Cubital vein forked at beyond half its length; fork very slightly curved, slightly converging towards each end; fore fork joining the subcostal close to the tip of the latter, forming at its base a slightly obtuse angle, which emits a branch; the latter is nearly twice the length of the basal side of the angle. First and second externo-medial veins nearly straight; third slightly curved, forming an almost right angle with the præbrachial, joining the fourth far from the border. Subanal joining the anal near the border.

*Erax Marcinus*, *Walk.*

### Group 4.

*Mas.* *Corpus* magnum, hirtum. *Caput* subtus densissime pilosum. *Facies* convexa. *Mystax* densissime setosus, fere ad antennis ascendens. *Proboscis* lanceolata. *Abdomen* sublineare, alas vix superans. *Sexualia* magna, lamellis duabus cochleariformibus; forceps maximus. *Pedes* robusti, hirti, spinosi.

*Male.* Radial vein as usual. Cubital vein forked at very much beyond half its length; forks undulating, nearer each other in the middle than towards each end; fore fork not angular nor emitting a branch. First externo-medial vein much curved at its base; second straight; third curved, forming an obtuse angle with the præbrachial, joining the fourth far from the border. Subanal joining the anal close to the border.

*Erax Leon*, *Walk.*

### 88. ERAX INAPPENDICULATUS.

*Mas.* *Ater*; *thorax cinereus, nigro vittatus; abdominis latera albida; segmenta duo apicalia alba; tibiæ rufæ, apice nigræ; alæ fuscæ, subdilataæ, venæ cubitalis furca antica ramulum non rejiciens.*

*Erax inappendiculatus*, *Macq. Dipt. Exot. i. 2, 119, 29.*



## 89. ERAX MALIS.

*Asilus Malis*, *Cat. of Diptera*, Pt. 2, 432.

## 90. ERAX ROBUSTUS.

*Mas.* *Niger*; *mystax supra niger, subtus testaceus*; *thorax piceo tomentosus, vittis ferrugineus*; *tibiæ luteæ, apice nigræ*; *alæ fuscescentes.*

*Male.* Black, clothed with black hairs. *Mystax* with black upper bristles, and with testaceous lower bristles. *Thorax* with piceous tomentum and with indistinct ferruginous stripes. *Tibiæ* luteous, clothed with testaceous hairs; tips black. *Wings* brownish. *Halteres* tawny. Length of the body 9 lines; of the wings 13 lines.

*a.* ———?

## 91. ERAX MARCINUS.

*Asilus Marcinus*, *Cat. of Diptera*, Pt. 2, 404.

## 92. ERAX NERVOSUS.

*Mas.* *Ater*; *abdominis segmenta duo apicalia albida*; *alæ subflavescentes, dilatatae, inappendiculatae, venis rufo-fusco marginatae.*

*Erax nervosus*, *Macq. Dipt. Exot.* i. 2, 118, 28.

## 93. ERAX ASPER.

*Erax asper*, *Diptera Saundersiana*, Pt. 2, 130.

## 94. ERAX LEON.

*Asilus Leon*, *Cat. of Diptera*, Pt. 2, 402.

## 95. ERAX CONCOLOR.

*Erax concolor*, *Diptera Saundersiana*, Pt. 2, 130.

## 96. ERAX? NITIDUS.

*Fœm.* *Cinereus*; *antennæ et pedes nigra*; *thorax nigro vittatus*; *abdomen nigrum, albido fasciatum*; *tibiæ luteæ, apice nigræ*; *alæ flavescentes.*

*Asilus nitidus*, *Wied. Auss. Zweifl.* i. 466, 62.

## Genus 5. APOCLEA.

Corpus non depressum nec ciliatum. Facies plana. *Maris* sexualia parva. *Fœm.* terebra corona spinosa armata. Alarum venæ cubitalis furca antica ramulum rejiciens; furca postica et vena externo-media la conjunctæ.

Apoclea, *Macq. Dipt. Exot.* i. 2, 119. *Loew, Linn. Ent.* iii. 395, 403.

## 1. APOCLEA PALLIDA.

*Fœm.* *Pallide-cinerea*; thorax vittatus; tibiæ tarsique rufa; alæ hyalinæ.

Apoclea pallida, *Macq. Dipt. Exot.* i. 2, 119, 9, pl. 10, f. 1.

Egypt.

## 2. APOCLEA FUSCANA.

*Mas.* *Fuscana*; abdominis incisuræ flavidæ; pedes antici fulvi, femoribus extus nigricantibus, tarsis fuscis; alæ flavidæ.

Apoclea fuscana, *Macq. Dipt. Exot.* i. 2, 120, 2.

Egypt.

## Genus 6. PROCTACANTHUS.

Corpus non depressum nec ciliatum. Facies vix prominens. *Maris* sexualia parva. *Fœm.* terebra longa, corona spinosa sæpissime armata. Alarum venæ cubitalis furca antica ramulum non rejiciens.

Proctacanthus, *Macq. Dipt. Exot.* i. 2, 120. *Loew, Linn. Ent.* iii. 395, 403.

Asilus, p., *Fabr.*; *Wied.*

## North America.

## A. Pedes badii aut castanei.

## A. Alæ sat longæ.

A. Abdomen cinerascens. - - - longus, *Wied.*

B. Abdomen testaceum, flavo hirtum. - *Milbertii, Macq.*

C. Abdomen rubido-fuscum. - - - heros, *Wied.*

D. Abdomen nigrum, incisuris albidis. - nigriventris, *Macq.*

B. Alæ breves. - - - brevipennis, *Wied.*

B. Pedes testacei, femoribus subtus nigris. *Philadelphicus, Macq.*

## Group 1.

*Fcem.* Corpus maximum, parce hirtum. Caput subtus densissime pilosum. Facies parum convexa. Mystax dense setosus. Proboscis crassa, lanceolata. Antennarum articulus Ius 2o longior; 3us longiconicus, compressus, 1o multo brevior; arista 3o plus duplo longior. Thoracis latera et scutellum parce setosa. Abdomen oblanceolatum pilosum, apicem versus cylindricum, thorace triplo longius. Pedes validi, spinosi, hirti.

Cubital vein forked at half its length; fore fork forming a nearly right angle at its base; hind fork slightly curved. First externo-medial slightly curved near its base; second straight; third much curved, joining an obtuse angle with the præbrachial, joining the fourth rather far from the border. Subanal joining the anal at some distance from the border.

*Proctacanthus herus, Wied.*

## Group 2.

*Fcem.* Corpus sat gracile. Caput subtus pilosum. Facies apud epistoma subconvexa. Mystax setis plurimis. Proboscis valida, lanceolata. Antennarum articulus 3us longiconicus, 1o non longior; arista 3o multo longior. Thoracis latera parce setosa. Abdomen oblanceolatum, fere nudum, alas longe superans, thorace triplo longius. Pedes validi, breviter spinosi, non pilosi.

Wings rather short. Cubital vein forked at beyond half its length; fore fork forming an obtuse angle at its base, nearly straight from thence to its tips; hind fork slightly curved, approaching the fore fork at each end. First, second and third externo-medial veins nearly straight; third forming an obtuse angle with the præbrachial, joining the fourth far from the border. Subanal joining the anal on the border.

*Proctacanthus brevipennis, Wied.*

## 1. PROCTACANTHUS LONGUS.

*Fuscatus; abdomen cinerascens; pedes subbadii; alæ flavae.*

*Asilus longus, Wied. Dipt. Exot. i. 183, 1; Auss. Zweifl. i. 426, 3.*  
*Proctacanthus longus, Macq. Dipt. Exot. i. 2, 123, 6.*

Georgia. Brazil.

## 2. PROCTACANTHUS MILBERTII.

*Rubidus; thorax nigro trivittatus; abdominis segmenta limbo postico fuscato; pedes castanei; alæ fusco-flavæ.*

*Proctacanthus Milbertii, Macq. Dipt. Exot. i. 2, 124, 8.*

North America.

## 3. PROCTACANTHUS HEROS.

*Mas. Rubido-fuscus; mystax flavescens; antennæ ferrugineæ, articulo 3o nigro-fusco; thorax quadrivittatus; abdomen fulvo hirtum, basi utrinque nigro hirtum; pedes ferruginosi; alæ flavescentes.*

*Asilus heros, Wied.*

Kentucky.

## 4. PROCTACANTHUS NIGRIVENTRIS.

*Mas. Rubidus; thorax nigro vittatus; abdomen nigrum incisuris albidis; pedes castanei; alæ subfuscæ.*

*Proctacanthus nigriventris, Macq. Dipt. Exot. i. 2, 124, 9.*

Philadelphia and Carolina.

## 5. PROCTACANTHUS BREVIPENNIS.

*Mas. et Fœm. Cinereus, certo situ rubens; antennæ nigre; mystax albidus, setis nonnullis nigris; thorax vitta media latissima nigra; pedes subbadii, femoribus antice nigris; alæ subflavescentes, breves.*

*Asilus brevipennis, Wied. Auss. Zweifl. i. 431, 10.*

Kentucky.

## 6. PROCTACANTHUS PHILADELPHICUS.

*Nigra; thorax fuscus vittatus; abdominis segmenta ultima cinerea; pedes testacei, femoribus subtus nigris; alæ fuscæ.*

*Proctacanthus Philadelphicus, Macq. Dipt. Exot. i. 2, 123, 7.*

Philadelphia.

## West Indies.

## 7. PROCTACANTHUS RUFIVENTRIS.

*Castaneus*; *thorax nigro trivittatus*; *abdomen rubidum, basi nigrum*; *pedes testacei, tarsi postici nigris*; *alæ fusco-flavæ.*

*Proctacanthus rufiventris*, *Macq. Dipt. Exot. i. 2, 123, 5, pl. 10, f. 2.*

St. Domingo. Honduras.

## South America.

## A. Thorax niger.

A. Abdomen nigrum apice album. - - - barbatus, *Fabr.*

B. Abdomen fulvum. - - - Antidomus, *Walk.*

## B. Thorax cinereus.

A. Abdomen rufum. - - - Coprates, *Walk.*

B. Abdomen cinereum.

A. Antennæ testaceæ. - - - rubicornis, *Macq.*

B. Antennæ nigræ. - - - mystaceus, *Macq.*

## C. Thorax cinereus, vittis ferruginosis.

- - - macrotelus, *Walk.*

## D. Thorax canus.

- - - vetustus, *Walk.*

## E. Thorax pallidus, vittis nigris.

A. Abdomen plus minusve nigrum.

A. Alæ fuscæ. - - - aurolineatus, *Macq.*

B. Alæ flavæ. - - - flavipennis, *Macq.*

B. Abdomen totum pallidum.

A. Abdomen fulvum. Alæ subfulvæ. - Daraps, *Walk.*

B. Abdomen fuscum. Alæ fuscæ. - Hagno, *Walk.*

F. Thorax ferrugineus, vittis tribus pallidioribus. basifascia, *Walk.*

## Group 1.

*Mas.* Corpus magnum, dense pubescens. Caput subtus densissime pilosum. Facies parum convexa. Mystax parce setosus, antennis attingens. Proboscis crassa. Antennarum articulus 1us 2o plus duplo longior; 3us lanceolatus, 1o æqualis; arista 1o fere duplo longior. Thoracis latera parce setosa. Scutellum et abdomen. basi dense pilosa. Abdomen alas vix superans. Sexualia magna. Pedes validi, setosi, dense pubescentes.

Radial vein as usual. Cubital forked at half its length; forks very slightly curved, nearly parallel to each other, near together for one-fourth of the length from the base, more remote from thence to the tips; first externo-medial vein curved near the base; second

straight; third curved, forming a slightly obtuse angle with the præbrachial, joining the fourth rather far from the border. Subanal joining the anal rather far from the border.

*Proctacanthus Antidomus*, *Walk.*

#### Group 2.

*Mas.* Corpus magnum, parum pubescens. Caput subtus densissime pilosum. Facies parum convexa. Mystax densissime setosus et pilosus, antennæ attingens. Proboscis crassa, lanceolata, subarcuata. Thoracis latera et scutellum raro setosa. Abdomen oblanceolatum, alas non superans. Sexualia parva. Pedes robusti, spinosi, pubescentes.

Radial vein as usual. Cubital vein forked at beyond half its length; fore fork nearly straight, curved at its base; hind fork curved, approaching the fore fork towards each end. First and second externo-medial veins straight; third very slightly curved, forming a slightly obtuse angle with the præbrachial, joining the fourth far from the border. Subanal joining the anal far from the border.

*Proctacanthus rufiventris*, *Macq.*; *P. Coprates*, *Walk.*

#### Group 3.

*Fæm.* Corpus magnum, gracile, tomentosum. Caput subtus dense pilosum. Facies plana. Mystax vix dense setosus. Proboscis crassa, lanceolata, recta. Antennarum articulus 1us 2o longior; 3us longiconicus compressus, 1o multo brevior; arista articulo 3o plus duplo longior. Thorax setis nonnullis lateralibus et posticis. Abdomen oblanceolatum, thorace plus duplo longius, alas longe superans, basim versus pilosum; dimidium fere apicale cylindricum, læve, nitens. Pedes sat graciles, parce spinosi, vix hirti.

Cubital vein forked at a little before half its length; fore fork nearly straight; hind fork curved. First externo-medial vein slightly curved near its base; second straight; third curved, forming an obtuse angle with the præbrachial, joining the fourth far from the border. Subanal joining the anal near the border.

*Proctacanthus macrotelus*, *Walk.*; *P. basifascia*, *Walk.*

#### Group 4.

*Fæm.* Corpus magnum. Caput subtus densissime pilosum. Facies convexa. Mystax densissime hirtus. Proboscis valida, arcuata. Thorax tomentosus, parce hirtus, setis paucis lateralibus et posticis. Pectus et abdomen basi pilosa. Abdomen oblanceola-

tum, thorace multo longius, alas non superans. Pedes robusti, hirti, spinosi.

Cubital vein forked at rather before half its length; fore fork almost straight; hind fork curved; first externo-medial slightly curved at its base; second straight; third curved, forming a slightly obtuse angle with the præbrachial, joining the fourth far from the border. Subanal joining the anal near the border.

*Proctacanthus vetustus*, Walk.

#### Group 5.

Characters like those of *Proctacanthus heros*.

*Proctacanthus Daraps*, Walk.; *P. Hagno*, Walk.

#### 8. PROCTACANTHUS BARBATUS.

*Niger*; *mystax flavido albus*, supra *niger*; *barba alba*; *thorax rubro vittatus*; *abdomen apice album*; *pedes castaneo fusci*, *tibiis posticis albidis*; *alæ flavescentes*.

*Asilus barbatus*, *Fabr. Ent. Syst. iv. 379, 12*; *Syst. Antl. 155, 7*.

*Wied. Dipt. Exot. i. 187, 9*; *Auss. Zweifl. i. 439, 22*.

*Proctacanthus barbatus*, *Macq. Dipt. Exot. i. 2, 122, 4*.

Brazil. Guiana. Cayenne.

#### 9. PROCTACANTHUS ANTIDOMUS.

*Asilus Antidomus*, *Cat. of Diptera, Pt. 2, 408*.

Brazil.

#### 10. PROCTACANTHUS COPRATES.

*Asilus Coprates*, *Cat. of Diptera, Pt. 2, 409*.

Brazil.

#### 11. PROCTACANTHUS RUBRICORNIS.

*Cinereus*; *antennæ testaceæ*; *pedes subbadii*; *alæ flavo-fusca*.

*Proctacanthus rubricornis*, *Macq. Dipt. Exot. i. 2, 122, 3*.

Brazil.

#### 12. PROCTACANTHUS MYSTACEUS.

*Fœm. Cinereus*; *mystax albidus*; *antennæ pedesque nigra*; *thorax vittis fuscis*; *abdomen apice nigrum*; *tibiæ testaceæ*; *alæ rufescente cinereæ*.

*Proctacanthus mystaceus*, *Macq. Dipt. Exot. Suppl. 1, 86, 11, pl. 8, f. 10*.

New Grenada.

## 13. PROCTACANTHUS MACROTELUS.

Fœm. *Cinereus*; *caput albidum, subtus albo pilosum*; *thorax vittis duabus dorsalibus interlineatis maculisque sex laterali- bus obliquis ferruginosis*; *abdominis dimidium fere apicale rufum nitidum*; *pedes rufi, femoribus posticis nigris*; *alæ subhyalinæ.*

*Asilus macrotelus, Walk.*

Gorrite.

## 14. PROCTACANTHUS VETUSTUS.

Fœm. *Canus*; *caput subtus, pectus et abdomen basi densissime albo pilosa*; *antennæ, abdomen et pedes nigra*; *abdominis segmenta 4um, 5um et 6um apexque subtus rufa*; *alæ limpida.*

*Asilus vetustus, Walk.*

Gorrite.

## 15. PROCTACANTHUS AUROLINEATUS.

Mas. *Niger*; *thorax flavus, vittis nigris*; *alæ fuscæ.*

*Proctacanthus aurolineatus, Macq. Dipt. Exot. Suppl. 1, 86, 12, pl. 8, f. 9.*

New Grenada.

## 16. PROCTACANTHUS FLAVIPENNIS.

Mas. *Testaceus*; *mystax flavidus*; *thorax vittis nigris*; *abdomen basi nigricans*; *pedes testacei*; *alæ flavæ.*

*Proctacanthus flavipennis, Macq. Dipt. Exot. Suppl. 1, 85, 10.*

Colombia.

## 17. PROCTACANTHUS DARAPS.

*Asilus Daraps, Cat. of Diptera, Pt. 2, 416.*

Brazil.

## 18. PROCTACANTHUS HAGNO.

*Asilus Hagno, Cat. of Diptera, Pt. 2, 417.*

Brazil.





## 22. PROCTACANTHUS POSTICUS.

*Fœm.* Cinereus; caput subtile albidum alboque pilosum; mystax pallide testaceus; antennæ nigrae; thorax nigro obsolete trivittatus; abdomen segmentis 5o et 6o supra nigris subtile fulvis, apice rufo; pedes fulvi, nigro vittati; alæ cinereo marginatæ.

*Fem.* Cinereous. Head whitish and clothed with white hairs beneath. Mystax pale testaceous. Antennæ black. Thorax with two indistinct parallel blackish stripes. Pectus with a testaceous stripe on each side. Abdomen oblongate, more than twice the length of the thorax, extending very much beyond the wings, reddish beneath and at the tip; fifth and sixth segments black above, tawny beneath. Legs tawny, with whitish down and spines; femora and tibiæ with black stripes on the outer side; tarsi piceous. Wings gray; disks nearly limpid. Halteres testaceous. Length of the body  $5\frac{1}{2}$  lines; of the wings 6 lines.

*a.* Melbourne, Australia. From Mr. Baly's collection.

Country unknown.

- A. Femora supra nigra. - - - - - Icaudius, *Walk.*  
 B. Femora postica nigra. - - - - - Ogulinus, *Walk.*

## Group 1.

Antennarum arista articulo 3o non longior.

Characters like those of *Proctacanthus heros*, but with the arista not longer than the third joint of the antennæ.

## 23. PROCTACANTHUS ICADIUS.

*Asilus Icaudius*, *Cat. of Diptera*, Pt. 2, 421.

## 24. PROCTACANTHUS OGULINUS.

*Asilus Ogulinus*, *Cat. of Diptera*, Pt. 2, 421.

*Proctacanthus Icaudius*. Var.?

## Genus 7. ASILUS.

Corpus maximum, magnum, aut mediocre, elongatum, hirsutum, non dilatatum, nec ciliatum, color sæpissime niger, hirsutie subcinerea, nonnunquam luteum, aut metallicum. Proboscis valida, lanceolata. Antennæ arista elongata. Tibiæ spinosæ;

tarsi non incrassati; onychia conspicua. Alarum vena radialis subcostali ad apicem convexa; venæ cubitalis furca antica simplex. *Mas.*—Sexualia mediocria aut parva, cauda forficata cornea. *Fæm.*—Abdomen stylis duabus apicalibus corneis acuminatis.

*Asilus p.*, *Linn.*; *Deg.*, *Fabr.*; *Gmel.*; *Schr.*; *Latr.*; *Meig.*; *Fall.*; *Wied.*; *Zett.*

*Asilus et Lophonotus*, *Macq.* •

*Asilus*, *Loew*; *Zell.*

### Europe and Asia Minor.

#### SYNOPSIS OF THE EUROPEAN GROUPS.

##### A. *Fæm.* Oviductus compressus.

A. Thorax usque ad marginem anticum setosus. 1. *Lophonotus*.

B. Thorax usque ad medium setosus.

a. Lamellæ anales ovatæ, contractæ. - - 2. *Eutolmus*.

b. Lamellæ anales fere stylatæ, non contractæ.

a. *Mas.* Abdominis segmentum 8um margine postico dilatato.

3. *Machimus*.

b. *Mas.* Abdominis segmentum 8um margine postico non dilatato.

i. Pedes flavescens, nitidi. - - 4. *Mochtherus*.

ii. Pedes nigri aut pallidi, obscuri.

\* Abdominis latera nigra, nitidissima.

5. *Stilpnogaster*.

\*\* Abdominis latera non nigro nitida. •

† Corpus flavido-cinereum, aut cano-cinereum.

Pedes fulvo strigati aut cincti, obscuri, in A. *arthritico* nigro-cinerei, unicolores.

6. *Epitriptus*.

†† Corpus plus minusve nigro cinereum. Pedes nigri; tibiæ plerumque fulvæ.

‡ *Mas.* Sexualia incrassata, clavata. 7. *Itamus*

‡‡ *Mas.* Sexualia non incrassata clavata.

§ *Mas.* Sexualia supra conspecta plus minusve acuminata. - - - 8. *Tolmerus*.

§§ *Mas.* Sexualia plus minusve obtusa.

9. *Cerdistus*.

##### B. *Fæm.* Oviductus non compressus.

A. Abdominis incisuræ setis nullis.

a. Barba tenuiter pilosa. - - - 10. *Antiphrisson*.

b. Barba plerumque rude pilosa.

a. Abdomen pilis longis vagis. - - - 11. *Pamponerus*.

- b. Abdomen tenuiter pilosum.  
 i. Corpus magnum, pilosum, nigro varium. 12. Asilus.  
 ii. Corpus parvum, nigro-cinereum. - 13. Rhadiurgus.  
**B. Abdominis incisuræ setosæ.**  
 a. Metatarsi anteriores breves. - - 14. Echthistus.  
 b. Metatarsi anteriores sat longi.  
 a. *Fæm.* Sexualia incrassato clavata. - 15. Antipalus.  
 b. *Fæm.* Sexualia obconica, apice spinosa. 16. Philonicus.

## Section I.

## Group I. LOPHNOTUS.

*Fæm.* Sexualia compressa.

Oviduct compressed.

Corpus mediocre, obscure cinereum, setosum, mediæ magnitudinis. Mystax longus, densus. Thorax setoso cristatus. Abdomen carinatum, incisuris setosis. *Mas.*—Abdominis segmentum 8um subtus dilatatum.

Asilus, p.

Lophonotus, *Macq.*

Asilus Lophonotus, *Loew, Linn. Ent. iii. 423.*

## Div. I.

Thoracis crista dense hirta.

## 1. ASILUS CRISTATUS.

*Nigricans; facies et barba alba; mystax albo-nigroque varius; thorax setis nigris cristatus, albo lineatus; abdomen carinatum; pedes nigri; alæ limpidae; halteres fulvi.*

Asilus cristatus, *Meig.; Hoffm.; Zweifl. ii. 322, 24.*

Portugal.

## Div. II.

Thoracis crista parce hirta.

## Sub-div. I.

Mystax antennas non attingens. Antennarum articulus 3us gracilis, linearis. Metatarsi antici et intermedii sat breves. *Fæm.*—Oviductus longus, tenuis, acuminatus.

## 2. ASILUS PUNCTIPENNIS.

*Cinereus; facies et barba albæ; mystax albo-nigroque varius; thorax vitta fusca gemina; abdomen carinatum, maculis fuscis micantibus; alæ hyalinæ, venis transversis apiceque infuscatis; halteres fusci.*

*Asilus punctipennis, Hoffm.; Meig.*

Middle Europe. Italy.

## 3. ASILUS TENUICORNIS.

*Niger; mystax niger; thorax pilis longioribus nigris brevioribus albidis; abdomen superius pallide, inferius nigro pilosum; alæ limpida.*

*Asilus tenuicornis, Loew, Linn. Ent. iii. 426, 3.*

Chios. Ephesus.

## 4. ASILUS NUBECULA.

*Niger; mystax niger; thorax nigro pilosus; abdomen cinereum; alæ limpida, tantum apice pallide sel distincte infumata.*

*Asilus nubecula, Loew, Linn. Ent. iii. 428, 4.*

Smyrna.

## Sub-div. II.

*Mystax antennas attingens, supra rarior. Antennarum articulus 3us mediocriter latus. Metatarsi antici et intermedii sat longi. Fœm.—Oviductus trigonus, vix elongatus.*

I. Femora antica subtus calcarata, necnon setis solitis armata.

## 5. ASILUS SETIGER.

*Niger; mystax supra niger, subtus albo flavescens; thorax nigro hirtus; abdomen albo flavescente pilosum et setosum; genua distincte rufescentia; femora antica subtus setis minus validis armata; alæ limpida, apice margineque postico cinerea. Mas.—Forceps analis apice obtusatus. Fœm.—Oviductus angustus, basi minus compressus.*

*Asilus setiger, Loew, Linn. Ent. iii. 431, 5.*

Smyrna. Ephesus.

## 6. ASILUS SPINIGER.

*Niger; mystax supra niger, subtus albo flavescens; thorax nigro hirtus; abdomen albo flavescente pilosum et setosum; femora antica subtus setis validissimis armata; alæ fusco-cinereæ, basi et antice flavo tinctæ. Mas.—Forceps analis apice acuminatus. Fœm.—Oviductus latus valde compressus.*

*Asilus spiniger, Zeller, Isis, 1840, 70, 21. Loew, Linn. Ent. iii. 433, 6.*

*Asilus fuscipennis? Meig. Zweifl. ii. 337, 50.*

## II. Femora antica subtus pilosa, non calcarata.

## 7. ASILUS FURCIPULA.

*Mystax supra niger, subtus albo flavescens; thorax vittatus, nigro hirtus; abdomen nigro-cinereum, incisuris pallide cinereis; pedes omnino nigri; alæ fuscaneæ. Mas.—Forceps analis magnus, acutus, simplex, apice valde productus, nigro pilosus. Fœm.—Oviductus latus, subtrigonus, inferius nigro pilosus.*

*Asilus furcipula, Loew, Linn. Ent. iii. 443, 9, 51, 8. Zeller, Isis, 1840, 68, 20.*

*Asilus mixtus, Loew, Isis, 1840, 443, 9, 548.*

North and Middle Europe.

## 8. ASILUS TRIGONUS.

*Cinerascens; facies et barba albæ; mystax albo-nigroque varius; thorax vittis fuscis confluentibus, media lata; abdomen carinatum, incisuris albis, maculis dorsalibus trigonis fuscis, setis ante incisuras perlongis; alæ subfuscescentes, apice non infuscate; halteres sordide flavi, Mas.—Forceps analis valde minutus, simplex. Fœm.—Oviductus latissimus, margine superiore concavo, inferiore convexo.*

*Asilus trigonus, Meig.*

North, Middle and South Europe.

## 9. ASILUS TRICUSPIS.

*Asilus trigono affinis; abdomen maculis obscuris subtrigonis setisque ante incisuras longis; alæ apice infuscate. Mas.—Forceps analis magnus, obtusatus, apice tricuspis. Fœm.—Oviductus latus, subtrigonus, inferius albido pilosus.*

*Asilus tricuspis*, Loew, Linn. Ent. iii. 446, 9.

Asia Minor and the Isles of Greece.

#### 10. ASILUS BASALIS.

Fœm. *Cinereo-fuscus*; *mystax magnus*, pilis nigris flavidisque variis; tibiæ a basi ad quartam usque partem rufo-testaceæ, alæ subcinereæ, apice margineque postico obscuriores; oviductus latus subtrigonus, subtus flavido pilosus, lamellis apice acute mucronulatis.

*Asilus basalis*, Loew, Linn. Ent. iii. 450, 10.

Switzerland.

#### 11. ASILUS BIFURCUS.

*Cinereo-fuscus*; *mystax nigro-flavidoque varius*, viz usque ad mediani faciei partem productus; thorax parce pilosus; tibiæ basi distincte rufæ, intermediæ extus longitudinaliter testaceæ; alæ subcinereæ, apice margineque postico paullo obscuriores. Mas.—*Forceps analis permagnus*, apice bidentatus, dente superiore majore resupinato. Fœm.—*Oviductus latissimus*, obtusus, lamina inferiore latissima apice rotundata.

*Asilus bifurcus*, Loew.

Austria. Hungary. Upper Italy.

#### 12. ASILUS APICULATUS.

*Cinereus*; *mystax setis nigris albidisque variis*, paullo ultra mediani faciei partem extenso; tibiæ omnes basi anguste rufæ; alæ limpidæ, apice margineque postico subcinereæ. Mas.—*Forceps analis magnus*, obtusatus, margine apicis reflexo subapiculatus. Fœm.—*Oviductus subtrigonus*, inferius ad basim pallide pilosus.

*Asilus apiculatus*, Loew, Linn. Ent. iii. 457, 12.

Mermeriza, Valley of the Xanthus. Asia Minor.

#### Group 2. EUTOLMUS.

Corpus obscure cinereum, statura mediocri. *Mystax densus*. Thoracis vitta intermedia dimidio postico tantum setoso. Pedes obscuri, femora plerumque rufescentia. Mas.—*Sexualia parva*, non tumida, nec compressa; *forceps analis* semper simplex, aut

incisura tantum apud marginem posticum parva plus minusve semicirculari. *Fœm.*—Oviductus latiusculus, non perlongus; lamellæ ovales aut ellipticæ, non elongatæ, nec stylatæ.

*Eutolmus*, *Loew*, *Linn. Ent.* iii.

#### Div. I.

Femora antica subtus non spinosa.

#### 13. ASILUS RUFIBARBIS.

*Flavo-cinereus*; facies albido; mystax supra niger, subtus ferrugineus; barba ferruginea; thorax nigro pilosus, vittis fuscis; abdomen fuscum, incisuris pallidis; pedes nigricantes, pilis minutis adpressis fere omnibus pallidis; alæ apice posticique fuscescentes; halteres fulvi. *Mas.*—Abdominis segmentum 8um margine inferiore in appendicem sat longam producto. *Fœm.*—Oviductus latissimus, apice oblique truncatus.

*Asilus rufibarbis*, *Meig. Zweifl.* ii. 311, 6. *Macq. Dipt. Nord.*

*Asil.* 29, 3. *Loew, Isis*, 1840, 541, 7; *Linn. Ent.* iii. 460, 13.

*Asilus melampodius*, *Zeller, Isis*, 1840, 67, 19. *Zett. Dipt. Scand.* i. 173, 8.

North and Middle Europe.

#### 14. ASILUS APICATUS.

*Mas.* *Cinereus*; mystax fere totus niger, inferius parum flavido pilosus; pedes atrii, pilis minutis adpressis fere omnibus nigris; alæ limpidæ, apice fusco-cinereæ; margo inferior segmenti abdominalis octavi perparum dilatatus, ciliato pilosus.

*Asilus apicatus*, *Loew, Linn. Ent.* iii. 464, 14.

Switzerland, Tyrol.

#### 15. ASILUS FACIALIS.

*Fœm.* *Cinereus*; mystax flavidus, unicolor; genæ longe descendentes; pedes nigri; alæ hyalinæ, subsuscescentes, apice obscuriores; oviductus latus, apice oblique truncatus.

*Asilus facialis*, *Loew, Linn. Ent.* iii. 467, 15.

Ephesus.



## 16. ASILUS PICTIPES.

**Mas.** *Cinereus*; *mystax supra niger, subtus albidus*; *pedes nigri, femorum annulo apicali, tibiurum omnium basuli, intermediorum anticorumque altero subapicali, maximaque metatarsorum parte rufis*; *alæ limpidæ, apice margineque postico fusco-cinereæ*; *margo segmenti octavi inferior non dilatatus*; *forceps analis minutus subacutus, obscure pilosus, margine posteriore leviter exciso.*

*Asilus pictipes, Loew, Linn. Ent. iii. 470, 16.*

Middle Germany.

## 17. ASILUS CALOPUS.

*Cinereus*; *mystax nigro-flavoque varius*; *pedes nigri*; *tibia melleæ, apice abrupte nigræ*; *alæ limpidæ, apice margineque postico obscuræ.* **Mas.**—*Margo segmenti abdominalis si inferior dilatatus, ciliatus*; *forceps mediocris, subacutus, integer, nigro pilosus.* **Fœm.**—*Oviductus latus, apice oblique truncatus, lamellis apicalibus rotum dato ovatis, obtusis.*

*Asilus calopus, Loew, Linn. Ent. iii. 474, 17.*

Makri. Patara. Rhodes.

## 18. ASILUS PERISCELIS.

**Fœm.** *Cinereus*; *mystax parum setosus, ab antennis remotiusculus*; *pedes nigri, tibiis basi anguste sed distincte rufis*; *alæ limpidæ, apice striato obscuriores*; *oviductus breviter trigonus, lamellis apicalibus oblongo ovatis, apice obtusiusculis.*

*Asilus periscelis, Loew, Linn. Ent. iii. 478, 18.*

Morkan, Asia Minor.

## Div. II.

Femora antica subtus spinosa.

## 19. ASILUS POLYPOGON.

**Mas.** *Cinereus*; *mystax densissimus, antennis subcontiguus*; *pedes nigri*; *tibiis basi late et distinctissime rufescentibus, femoribus anticis subtus setis nigris minus validis*; *alæ limpidæ, apice subcinereæ*; *forceps analis parvus, apice rotundatus, margine posteriore profunde exciso.*

*Asilus polypon, Loew, Linn. Ent. iii. 480, 19.*

Ephesus.

## 20. ASILUS EXCISUS.

**Mas.** *Cinereus*; facies satis angusta; mystax densus, ob antennas remotiusculus; pedes nigri; tibiæ basi utrinque extus longitudinaliter rufæ; alæ subfusco hyalinæ, apud venas obscuriores; forceps analis magnus, latus, validus, apice valde obtusatus, margine posteriore superius exciso.

*Asilus excisus*, Loew, Linn. Ent. iii. 483, 20.

Ephesus.

## 21. ASILUS MORDAX.

*Cinereus*; mystax flavidus, extus et superius parum niger; abdomen maculis nigris maximis in mare subquadratis, in femina fere semicircularibus; pedes nigri, tibiis basi rufis; alæ limpidae, striis subcinereis. **Mas.**—Forceps analis parvus simplex, apice subrotundatus, margine posteriore brevissimo simplice. **Fœm.**—Oviductus latus apice oblique truncatus, lamellis terminalibus latis, apice subacutis.

*Asilus mordax*, Loew, Linn. Ent. iii. 485, 21.

Rhodes.

## 22. ASILUS PARRICIDA.

*Cinereus*; mystax flavidus, extus parce nigro pilosus; abdomen flavidum, incisuris albidioribus; pedes castanei, interdum fere cervini, femoribus tibiisque antè et inferius nigris; alæ limpidae, apice margineque postico fuscescentes. **Mas.**—Forceps analis vix mediocris, simplex, apice subacutus, margine posteriore simplice rotundato. **Fœm.**—Oviductus latus, apice oblique subtruncatus, lamellis terminalibus latis, apice subacutis.

*Asilus parricida*, Loew, Linn. Ent. iii. 490, 22.

Patara.

## Group 3. MACHIMUS.

Corpus nigro-cinereum aut fusco-cinereum, statura mediocri aut minori. Facies lata. Pedes sæpissime validi; femora plus minusve incrassata, antica pilosa. **Mas.**—Sexualia nitida, mediocria, non compressa nec tumida, forcipe plerumque simplici. **Fœm.**—Oviductus acuminatus, trigonus, plerumque productus, nonnunquam ensiformis, lamellis porrectis longiusculis fere stylatis.

The species of this group are distinguished from those of *Eutolmus* by the distinct prominent almost style-shaped lamellæ on the end of the pointed ovipositor of the female, which it has in common with the species of all the following groups of the first principal division; from these last it is distinguished by the distinct widening and by the edge tip-like lengthening of the under hind border of the eighth abdominal segment of the male. The species are of black-gray or of brown-gray colour, of large or of middle size. The legs are more or less stout, the femora are more or less thickened, the anterior are marked by their more or less long and thick hairs. The legs are generally black; the tibiæ are red, the fore femora are mostly without spines beneath. The face is broad. The sexual parts of the male are shining black in all the species; of middle size, not compressed nor enlarged; the forceps are simple in most species. The ovipositor has in all the species a triangular tip, in some it is sabre-shaped, in most it is somewhat straight, but in none has it a linear figure. Most of these characters are modified in some of the species.

#### Div. I.

*Mas.* Abdominis segmentum 8um subtus in mucronem productum.

The under border of the eighth abdominal segment of the male lengthened into an edge, or with a tufted and fringe-like clothing, which has the appearance of an edge.

#### Subdiv. I.

*Mas. et fem.* Femora antica subtus setosa.

#### 23. ASILUS CRIBRATUS.

*Obscure cinereus; mystax albus; pedes nigri, femoribus tibiisque longitudinaliter piceo striatis; alæ limpide venis ferrugineis, apice margineque postico subcinereis venis obscurioribus.*

*Mas.*—Forceps analis margine posteriore profunde exciso.

*Fœm.*—Oviductus longus, acutus, basi minus compressus.

*Asilus cribratus, Loew, Linn. Ent. iv. 3, 23.*

Sicily.

#### Subdiv. II.

*Femora antica maris inermia, fem. subtus setosa.*

## 24. ASILUS CHRYSITIS.

*Aurulans; facies albida; mystax supra niger, subtus albida; barba albida; thorax vittis et abdomen maculis dorsalibus fuscis; pedes ferruginei, femoribus nigricantibus superius et apice ferrugineis; alæ fuscæ; halteres flavi.*

*Asilus chrysis, Hoffm.; Meig., Macq. Hist. Nat. Dipt. i. 304, 4. Loew, Linn. Ent. iv. 7, 24.*

*Asilus femoralis, Zeller, Isis, 1840, 49, 3.*

South France. Portugal. Albania, &c.

## 25. ASILUS FORTIS.

*Obscure cinereus; mystax densus, magnus, niger fulvusque; pedes nigri, tibiis omnibus basi anterioribus et extus rufescentibus; alæ limpidæ, apice margineque postico cinereis. Mas.—Penis dente intermedio lateralibus validiore et longiore.*

*Asilus fortis, Loew, Linn. Ent. iv. 12, 25.*

Italy. Sicily.

## 26. ASILUS BASALIS.

*Mas. Obscure cinereus; mystax magnus, fulvus, setis nonnullis nigris; penis dente intermedio tenui, lateralibus brevioribus; pedes nigri, tibiis basi tantum rufis; alæ limpidæ, apice margineque postico subcinereis.*

*Asilus basalis, Loew, Linn. Ent. iv. 16, 26.*

Hungary.

## Subdiv. III.

*Mas. et fœm. Femora antica setis subtus nullis.*

## 27. ASILUS COLUBRINUS.

*Subcinereus; facies et mystax flavo-albida; barba alba; thorax nigro vittatus, stria humerali valde abbreviata; abdomen tessellatum; pedes nigri, setis nigris, tibiis basi anguste rufescentibus; alæ subflavescentes, apice cinereæ. Mas.—Abdominis segmentum 8um margine inferiore valde dilatato, in laciniam distinctam vix producto.*

*Asilus colubrinus, Hoffm.; Meig. Zweifl. ii. 335, 46. Loew, Linn. Ent. iv. 19, 27.*

*Asilus pilipes?* Meig. *Zweifl.* ii. 320, 21, *mas.*

*Asilus fimbriatus?* Meig. *Zweifl.* ii. 320, 20, *fœm.*

South Europe.

a, b. England? From Mr. Stephens' collection.

c. Italy? From Dr. Leach's collection.

### 28. ASILUS GONATISTES.

*Mas. et fœm.* *Thoracis stria humeralis subintegra; pedes nigri, setis nigris, tibiis basi anguste rufescentibus; alæ limpidae, apice margineque postico subcinereis. Mas.—Segmenti abdominalis 8i margo inferior in laciniam satis longam productus.*

*Asilus gonatistes*, Zeller, *Isis*, 1840, 65, 17. Loew, *Linn. Ent.* iv. 24, 28.

*Asilus obscurus?* Meig. *Zweifl.* ii. 315, 12.

*Cinereus; facies albida; mystax pallidus, supra parum niger; barba flavicans; thorax fusco vittatus; abdomen maculis dorsalibus fuscis; pedes nigricantes; alæ subcinereæ; halteres flavi.*

South Europe.

### 29. ASILUS RUSTICUS.

*Flavo-cinereus; facies, mystax et barba pallida; facies satis lata; thoracis pedumque setæ fere omnes flavescentes; thorax fusco vittatus, postice flavo pilosus; abdomen fuscum, incisuris pallidis; pedes nigro-cinerei; alæ et halteres fuscescentes.*

*Asilus rusticus*, Meig. *Zweifl.* ii. 311, 7. Loew, *Linn. Ent.* iv. 27, 29.

*Asilus genualis*, Zeller, *Isis*, 1840, 62, 15.

South Europe. Italy. (Verona.)

### 30. ASILUS<sup>4</sup> ATRICAPILLUS.

*Cinereus; facies angusta alba; mystax niger; barba cinereo-alba; thorax vitta nigra; abdomen nigricans, incisuris albis; pedes nigri, femoribus tibiisque longitudinaliter fulvo striatis; alæ apice posticeque cinereo-fuscescentes; halteres fuscescentes.*

*Mas.* *Margo inferior segmenti abdominalis 8i in laciniam apice arcuatim vel subarcuatim excisam productus.*

*Asilus atricapillus*, Fall. *Dipt. Asil.* 10, 5; Meig. *Zweifl.* ii. 327, 31; Zett. *Ins. Lapp.* 506, 3. *Dipt. Scand.* i. 168, 4. Loew, *Linn. Ent.* iv. 31, 30.

*Asilus opacus*, Gürtl.; Meig.; Macq. *Dipt.* i. 304, 6.

*Cinereus*; facies et barba albæ; mystax niger; thorax nigro vittatus; abdomen fusco micans, incisuris cinereis; pedes anteriores rufescentes, postici nigro-picei; alæ subcinereæ; halteres albo-fuscescentes.

a, b. England? From Mr. Stephens' collection.

*Asilus calceatus*, Megerle; Meig. Zweifl. ii. 316, 14.

*Rufo-cinereus*; facies albida; mystax supra niger, subtus fulvus; barba fulva; thorax fusco vittatus; abdomen fusco micans, incisuris pallidis; pedes ferruginei, femoribus fuscis; alæ subcinereæ; halteres fulvi.

a. —? From Mr. Children's collection.

*Asilus bicornis*, Zeller, Isis, 1840, 56, 10.

*Asilus subulatus*, Loew, Isis, 1840, 12, 548.

*Asilus rufimanus*? Megerle; Meig. Zweifl. ii. 339, 53.

*Cinereus*; facies et barba albæ; mystax niger, subtus parum albidus; thorax nigro vittatus, vitta intermedia duplicata; abdomen nigrum, incisuris albis; pedes testacei, femoribus nigris; alæ subcinereæ; halteres albi.

*Asilus plebeius*? Meig. Zweifl. ii. 340, 55. Macq. Hist. Nat. Dipt. i. 306, 15.

*Cinereus*; facies et barba albæ; mystax supra niger, subtus albus; thorax nigro vittatus, vitta intermedia gemina; abdomen nigrum, incisuris albis; pedes nigricantes; alæ subcinereæ; halteres flavescetes.

a, b. —? From Mr. Children's collection.

North and South Europe.

## Div. II.

*Mas.* Abdominis segmentum 8um subtus vix dilatatum, hirsutum, mucronem non fingens.

### Sub-div. I.

Tibiæ ex parte fulvæ.

#### 31. ASILUS DASYPYGUS.

Alæ pure hyalinæ, apice vix levissime infuscatæ. *Mas.*—Forceps validus apice obtusus, lamellis inferioribus inferius densissime scopatis. *Fœm.*—Oviductus longus angustus, apice subrecurvus.

*Asilus dasypygus*, Loew, Linn. Ent. iv. 39, 31.

Sicily.

32. *ASILUS ELEGANS*.

*Subtus albido crinitus; alæ ad apicem et marginem posteriorem distincte infuscatae. Mas.—Forceps vix mediocris, lamellis inferioribus apice late truncatis. Fœm.—Oviductus trigonus, acutus.*

*Asilus elegans*, Loew, Linn. Ent. iv. 42, 32.

Makri, Asia Minor.

Sub-div. II.

Pedes toti nigri.

A. *Mystax setis mediis validissimis.*

33. *ASILUS SETIBARBUS*.

*Frons nigro pilosa; stria thoracis intermedia antrorsum distincte dilatata; femora antica albo pilosa. Mas.—Forceps tenuis, acutus.*

*Asilus setibarbus*, Loew, Linn. Ent. iv. 45, 33.

Rhodes and the Isles of Greece, Asia Minor.

34. *ASILUS THORACICUS*.

*Frons albido pilosa; stria thoracis intermedia lata, antrorsum vix dilatata, femora antica albo pilosa. Mas.—Forceps sat validus, ovatus, obtusiusculus.*

*Asilus thoracicus*, Loew, Linn. Ent. iv. 48, 34.

Makri, Asia Minor.

35. *ASILUS LUGENS*.

*Fœm. Femora antica abdomenque utrinque maxima ex parte nigro pilosa.*

*Asilus lugens*, Loew, Linn. Ent. iv. 51, 35.

*Asilus caliginosus?* Meig. Zweifl. ii. 313, 10.

*Cinereus; facies albidâ; mystax niger, subtus pallidus; barba pallida; thorax nigro vittatus; abdomen nigro micans; pedes picci; alæ limpidae, apice subfuscescentes; halteres fusci.*

Verona.

## 36. ASILUS CYANOPUS.

Mas. *Abdominis margo lateralis maculis nitentibus nullis; segmentum octavum atrum, utrinque nitidissimum; pedes nigro-cyanei.*

*Asilus cyanopus*, Loew, Linn. Ent. iv. 53, 36.

Austria.

## 37. ASILUS MODESTUS.

*Abdominis margo lateralis serie macularum atrarum nitentium signatus.* Mas.—*Abdominis segmentum octavum nigrum, superius subopacum.*

*Asilus modestus*, Loew, Linn. Ent. iv. 55, 37.

Ephesus and Mermeriza.

## Group 4. MOCHTHERUS.

Corpus cinereum aut cinereo-flavum, majusculum, mediocre aut minus. Faciei pars convexa sæpissime minuta. Mystax setis paucis. Pedes fulvescentes, brève hirti. Mas.—Sexualia sæpissime incrassata, obtusa. Fæm.—Oviductus valde acuminatus.

*Mochtherus*, Loew, Linn. Ent. iv. 58.

Ashy gray, yellowish gray or grayish yellow species, of rather large, middling, or small size. Legs bare, of a predominating clear and more or less reddish yellow colour, which appears and shines through the short covering of hairs. The convex part of the face is in most species very small, and but thinly beset with bristles. The ovipositor is much pointed; the sexual parts of the male are very thick and club-like, *A. castanipes* being the only exception yet known where they are small and rather pointed, but this species is only provisionally associated with the rest.

## Div. I.

Femora distincte incrassata. Mas.—Sexualia parva, subacuminata.

## 38. ASILUS CASTANIPES.

*Flavo-cinereus; caput et mystax flavicantia; thorax vittis badiis; stria humeralis distinctissima, leviter flexuosa; abdomen fusco micans, incisuris pallidis; pedes badii; alæ fuscæ, apice subcinereæ; halteres fusi.*



*Asilus castanipes*, Meig. *Zweifl.* ii. 312, 9. Macq. *Dipt. Exot.* i. 2, 137, 6. *Explor. Scient. Alg.* iii. *Ins.* 440, 73. Loew, Linn. *Ent.* iv. 58, 38.

*Asilus brunnipes*? Fabr. *Ent. Syst.* iv. 384, 35. Meig. *Zweifl.* ii. 331, 38. Wied. *Dipt. Exot.* i. 428, 6. Macq. *Dipt.* i. 307, 19.

*Dasygogon brunnipes*? Fabr. *Syst. Antl.* 170, 27.

*Subcinereus*; *thorax fusco quadrivittatus*; *abdomen incisuris flavis*; *pedes badii*; *alæ subflavescentes, apice subcinereæ.*

South Europe. Sardinia. North Africa.

## Div. II.

*Pedes graciles*; *femora non incrassata.* Mas.—*Sexualia crassa, tumida.*

### 39. ASILUS FLAVICORNIS.

*Antennis totis flavis.*

*Asilus flavicornis*, Ruthe, *Isis*, 1831, 1217. Loew, Linn. *Ent.* iv. 61, 39.

*Asilus Olivierii*? Macq. *Dipt. Exot.* i. 2, 136, 3.

Germany.

Mas. *Flavido-cinereus*; *antennæ fulvæ*; *abdomen fuscum, incisuris albidis*; *pedes mellei.*

Isle of Naxos.

### 40. ASILUS FLAVIPES.

Fœm. *Subferrugineus*; *caput flavicans, thorax fusco bivittatus*; *abdomen cinerascens, incisuris albis*; *pedes flavi, femoribus vitta nigra*; *alæ flavescentes, postice apiceque subcinereæ*; *halteres flavi.*

*Asilus flavipes*, Megerle; Meig. *Zweifl.* ii. 325, 28. Loew, Linn. *Ent.* iv. 63, 40.

Austria. Hungary.

### 41. ASILUS MUNDUS.

*Cinerascens, antennarum articulis 1us et 2us pedesque flavi.*

*Asilus mundus*, Loew, Linn. *Ent.* iv. 65, 41.

*Asilus analis*? Macq. *Dipt. Exot.* i. 2, 136, 2, pl. 12, f. 4.

Isle of Rhodes.

Mas. *Pallide cinereus; anus crassus, rufus; pedes mellei; alæ subflavescentes, apice cinereæ.*

Isle of Naxos.

42. ASILUS PALLIPES.

*Cinereus; facies, mystax et barba alba; thorax fusco vittatus; abdomen nigrum, incisuris albis; pedes flavi, femoribus nigro striatis; alæ apice posticeque subcinereæ; halteres flavi.*

*Asilus pallipes, Megerle; Meig. Zweifl. ii. 327, 32. Zeller, Isis, 1840, 56, 9. Loew, Linn. Ent. iv. 67, 42.*

*Asilus omissus, Meig. Zweifl. ii. 332, 40.*

*Subcinereus; facies, mystax et barba alba; thorax vittis obscurioribus; abdomen nigricans, fasciis subcinereis; pedes testacei, femoribus striga nigra; alæ hyalinæ; halteres flavescentes.*

*Asilus fulvipes, Meig. Zweifl. ii. 326, 30.*

*Schistaceus; facies, mystax et barba alba; thorax vitta duplicata nigra; abdomen nigricans, incisuris albidis; pedes flavi; alæ limpida, apice subcinereæ; halteres flavi.*

The whole of Middle Europe.

a. ——— ?

43. ASILUS STRIATIPES.

*Frons nigro pubescens; pedes testacei, femoribus antice nigris. Mas.—Forceps analis testaceus.*

*Asilus striatipes, Loew, Linn. Ent. iv. 69, 43.*

Sicily.

44. ASILUS ALBICANS.

*Mas. Frons antice albido pilosa; pedes testacei, femoribus antice nigris; forceps analis testaceus.*

*Asilus albicans, Loew, Linn. Ent. iv. 72, 44.*

Patara.

Group 5. CERDISTUS.

Corpus nigro-cinereum, aut fere nigrum, parvum, aut vix mediocre. Facies sat parva; pars convexa minuta. Pedes sæpiss-

sime nigri. *Mas.*—Forceps analis non acuminatus, nonnunquam fere clavatus. *Fæm.*—Oviductus longissimus, acutissimus.

*Cerdistus*, *Loew*, *Linn. Ent.* iv. 74, 5.

Blackish gray or almost black species of very small or hardly middle size. Colour of the legs mostly black. Forceps not pointed, almost club-like in some species. Ovipositor very long and pointed, otherwise having always the usual structure. Face rather small; convex part little.

#### 45. ASILUS ERYTHRURUS.

*Cinereus*; *facies et barba albæ*; *mystax supra niger, subtus albus*; *thorax nigro vittatus*; *abdomen nigro micans, incisuris albis*; *pedes nigri, tibiis testaceis apice nigris*; *alæ subcinereæ*; *halteres flavi*.

*Asilus erythrurus*, *Meig. Zweifl.* ii. 337, 49. *Macq. Hist. Nat. Dipt.* i. 306, 12. *Loew, Linn. Ent.* iv. 74, 45.

*Asilus tenuis*, *Macq. Dipt.* i. 307, 16.

South France. Piedmont, Italy.

#### 46. ASILUS DENTICULATUS.

*Tibiæ basi obscure fuscæ*. *Mas.*—*Forceps niger, apice testaceus dente elongato tenui*.

*Asilus denticulatus*, *Loew, Linn. Ent.* iv. 77, 46.

*Var. Minor.* Rhodes. End of April.

*Var. Major.* Stanchio and Skalanova, Asia Minor. Beginning of June.

#### 47. ASILUS MELANOPUS.

*Cinereus*; *facies et barba albæ*; *mystax albus, supra parum niger*; *thorax nigro vittatus, vitta intermedia integræ*; *abdomen nigrum, incisuris albis*; *pedes toti nigri*; *alæ fuscescente cinereæ*; *halteres fusco-flavi*.

*Asilus melanopus*, *Meig. Zweifl.* ii. 338, 52. *Loew, Linn. Ent.* iv. 80, 47.

*Asilus alpinus*, *Meig. Zweifl.* ii. 336, 48. *Macq. Hist. Nat. Dipt.* i. 309, 28.

Swiss Alps.

Var. *Canus*; *facies, mystax et barba alba*; *scutellum albidum*; *abdomen nigrum, incisuris albis*; *pedes nigri*; *alæ cinereæ, dimidio basali hyalinæ*; *halteres fuscii*.

Chamounix.

#### Group 6. STILPNOGASTER.

*Facies sat parva*; *pars convexa magna, valde convexa*. *Thorax breviusculus*. *Abdomen omnino nigrum, nitidum*.

*Stilpnogaster*, *Loew, Linn. Ent. iv. 82, 6*.

Face rather small; convex part large, very convex. Thorax somewhat shorter than in the other groups. Abdomen on both sides shining black in all directions.

#### 48. ASILUS ÆMULUS.

*Cinereus*; *facies et barba alba*; *faciei pars convexa magna*; *mystax niger*; *thorax fusco vittatus, vitta intermedia gemina*; *abdomen utrinque nigrum, nitidum, incisuris punctisque duobus ad basim albis*; *pedes nigri*; *alæ apice subcinereæ*; *halteres flavi*.

*Asilus æmulus*, *Hoffm.; Meig. Zweifl. ii. 329, 35. Loew, Linn. Ent. iv. 82, 48*.

*Asilus stabilis*, *Zeller, Isis, 1840, 53, 7*.

*Asilus nigricans*, *Macq. Hist. Nat. Dipt. i. 309, 25*.

Austria. South Europe.

#### Group 7. ITAMUS.

*Corpus nigro-cinereum, mediocre aut majusculum*. *Tibiæ plus minusve fulvæ*. *Mas.—Sexualia lata, crassa, nigra, nitida*. *Fem.—Oviductus semper distincte elongatus*.

Middle or rather large-sized species, of a blackish gray colour. Tibiæ more or less tawny. *Male*.—Sexualia broad, thick, black, shining. *Fem*.—Ovipositor of conspicuous length in all the species.

#### Div. I.

*Abdominis segmenta 6um et 7um in oviductum comprehensa*.

Sixth and seventh abdominal segments forming part of the ovipositor, so that the abdomen of the female appears five-jointed.

## 49. ASILUS ÆSTIVUS.

*Cinereus*; *facies, mystax et barba alba*; *thorax nigro vittatus, vitta intermedia duplicata*; *abdomen nigrum, incisuris cinereis*; *pedes nigri, setis fere omnibus, nigris tibiis fulvis*; *alæ fere limpidae*; *halteres flavi*. Mas.—*Abdomen postice cyaneo micans*.

*Asilus æstivus*, Schrank. *Meig. Zweifl.* ii. 316, 15; *Macq. Dipt.* i. 304, 7; *Zeller, Isis*, 1840, 54, 8; *Zett. Ins. Lapp.* 505; *Dipt. Scand.* i. 167, 3.

*Asilus tibialis*, Fall. *Dipt. Asil.* 9, 4.

*Asilus niger?* Deg. *Ins.* vi. 99, 9.

*Asilus cyanurus*, Loew, *Linn. Ent.* iv. 84, 49.

*Asilus tabidus*, Wied.; *Meig. Zweifl.* ii. 332, 41.

*Dilute schistaceus*; *facies argentea*; *mystax supra niger*; *subtus albus*; *barba alba*; *thorax vittis tribus latis nigris*; *abdomen fasciis nigro-fuscis*; *pedes nigri*; *alæ hyalinae*; *halteres flavescentes*.

North and South Europe.

## 50. ASILUS COTHURNATUS.

*Cinereus*; *facies albida*; *mystax stramineus*; *setis paucis nigris*; *barba alba*; *thorax nigro vittatus*; *abdomen nigrum, incisuris cinereis*; *pedes nigri, setis longitudine insignibus majore ex parte pallidis, tibiis fulvis*; *alæ fere limpidae*; *halteres flavi*.

Mas. *Abdomen postice non cyaneo micans, forcipe anali brevissimo, valde inflato*.

*Asilus cothurnatus*, Meig.; Loew, *Linn. Ent.* iv. 88, 50.

Middle Europe.

## Div. II.

*Fœm.* *Abdominis segmenta 6um et 7um oviductum non formantia*.

*Fem.* *Sixth and seventh abdominal segments of the usual structure not forming part of the ovipositor*.

## 51. ASILUS GENICULATUS.

*Cinereus*; facies, mystax et barba nigra, ille parvus; thorax nigro vittatus; abdomen nigro micans, incisuris cinereis; pedes nigri, tibiis metatarsisque flavis; alæ fere limpida; halteres flavi.

*Asilus geniculatus*, Meig.; Loew, Linn. Ent. iv. 90; 51.

South and part of North Europe.

a.—e. ——— ?

## 52. ASILUS ACANTHODES.

*Mystax magnus*; tibiæ basi rufo-fusca, femora intermedia valde setosa.

*Asilus acanthodes*, Loew, Linn. Ent. iv. 92, 52.

Makri, Asia Minor.

## Group 8. TOLMERUS.

Corpus nigro-cinereum, parvum, mediocre, aut sat magnum. Facies parva, parte magna convexa. Mystax dense setosus. Pedes nigri; femora strigis basalibus rufo-fuscis; tibiæ basi rufo-fusca. *Mas.*—Sexualia sæpissime parva, castanea aut nigra. *Fem.*—Oviductus variæ longitudinis.

*Tolmerus*, Loew, Linn. Ent. iv. 94.

Blackish gray species of rather large, middle, or small size. Colour of the legs mostly black, which is very little or not at all hidden by the short hairiness. In all the species the tibiæ are reddish brown at the base, and the femora have towards the base reddish brown streaks, which are more or less indistinct, but not wanting. Face small; convex part large, thickly beset with bristles. Sexualia of the male small, in one species of middle size, chestnut-brown or clear, but not shining black, not enlarged in any species, appearing pointed behind when viewed from above. Ovipositor pointed, either rather short or rather long, always much shorter than the three last abdominal segments together.

## Div. I.

Pedes valde setosi. *Mas.*—Sexualia valde compressa; forcèps sat latus.

Sexualia of the male much compressed; forcèps rather broad. Legs very bristly.

## 53. ASILUS LONGIMANUS.

*Tarsi graciles, elongati.*

*Asilus longimanus, Loew, Linn. Ent. iv. 95, 51.*

Rhodes, and the neighbouring coast of Asia Minor.

## Div. II.

*Mas.* Sexualia parva, non compressa; forceps angustus.

Sexualia of the male small but not compressed; forceps narrow.

## 54. ASILUS TESSELLATUS.

*Alæ hyalinæ, apice levissime infuscatæ; antennarum articulus 3us elongatus, tenuis.*

*Asilus tessellatus, Loew, Linn. Ent. iv. 98, 54.*

Asia Minor.

## 55. ASILUS PÆCIOGASTER.

*Antennarum articulus 3us brevis, arista subæquali; alæ apice leviter infuscatæ.*

*Asilus pæcilogaster, Loew, Linn. Ent. iv. 101, 55.*

Trieste. Sicily.

## 56. ASILUS PYRAGRA.

*Alæ ad apicem marginemque posteriorem totum distinctissime infuscatæ; venter non tessellatus.*

*Asilus pyragra, Zeller, Isis, 1840, 60, 13. Loew, Linn. Ent. iv. 105, 56.*

Germany.

a.—d. ——— ?

## Group 9. EPITREPTUS.

Corpus flavo-cinereum aut cinereo-flavum, mediocre aut parvum. Facies parum angustata. Pedes cinereo-fusci, fulvo varii. *Mas.*—Sexualia sat parva, acuminata, aut subacuminata. *Fœm.*—Oviductus trigonus, acuminatus.

*Epitreptus, Loew, Linn. Ent. iv. 108.*

Yellowish ash-gray or grayish yellow species, of moderate or small size. Legs more or less streaked, blackish in one species at the articulation of the base of the tibia, opaque blackish gray in this

species, owing to the thick overlying hairiness; in all other species of an uniform grayish brown, which is a characteristic of this group. Face not especially narrow. Sexualia of the male rather small, pointed or somewhat pointed at the tips, but with a distinct rim on the hind border of one species. Ovipositor pointed, triangular.

## 57. ASILUS CINGULATUS.

*Canescens*; *mystax supra niger, subtus albus*; *barba alba*; *thorax fusco trivittatus*; *abdomen linea dorsali nigra*; *tibiæ fulvæ, nigro annulatæ*; *alæ hyalinæ, postice subcinereæ*; *halteres fulvi*.

*Asilus cingulatus*, *Fabr. Spec. Ins.* ii. 464, 25; *Ent. Syst.* iv. 385, 41; *Syst. Antl.* 172, 36. *Schr. Faun. Boic.* iii. 2548. *Fall. Dipt. Suec. Asil.* 10, 6. *Meig. Klass. Ins.* 268; *Zweifl.* ii. 325, 29; *Macq. Dipt. Nord. Asil.* 33, 10; *Hist. Nat. Dipt.* i. 305, 10; *Zeller, Isis*, 1840, 59, 12; *Loew, Isis*, 1840, 541, 16.

*Asilus annulatus*, *Macq. Dipt. Nord. Asil.* 36, 16.

The whole of Europe. South Italy. Dalmatia. Turkey.

## 58. ASILUS SETOSULUS.

*Venter ante incisuras setulis binis validis armatus*; *mystax flavidus, pilis nigris superius admixtis*.

*Asilus setosulus*, *Zeller, Isis*, 1840, 58, 11; *Loew, Linn. Ent.* iv. 111, 58.

*Asilus striatus*, *Macq. Dipt. Nord. Asil.* 35, 14; *Hist. Nat. Dipt.* i. 396, 14.

*Asilus striatus*?? *Meig. Zweifl.* ii. 340, 54.

*Cinereus*; *facies et barba alba*; *mystax albus, supra parum niger*; *thorax nigro vittatus, vitta intermedia gemina*; *abdomen cinereo micans, linea dorsali nigra*; *tibiæ testaceæ*; *alæ hyalinæ, apice cinereæ*; *halteres flavi*.

*Asilus nanus*, *Loew, Isis*, 1840, 540, 5.

Middle Europe.

a. ——— ?

## 59. ASILUS INCONSTANS.

*Flavo-cinereus*; *facies flavicans*; *mystax pilique antennarum pallide flavi*; *barba alba*; *thorax fusco trivittatus*; *abdomen varium, fusco obsolete vittatum, ventre ante incisuras setulis binis validis armato*; *pedes subtestacei, nigro vittati*; *alæ flavido subcinerei*; *halteres flavo-fusci*.



*Asilus inconstans*, Hoffm.; Meig.; Germ. Faun. xv. 21. Macq. Dipt. Exot. i. 2, 138, 8; Expl. Sci. Alg. iii. Ins. 441. Loew, Linn. Ent. iv. 114, 59.

*Asilus culiciformis*? Pallas; Wied. Zool. Mag. i. 2, 32. Meig. Zweifl. ii. 324, 28.

*Incanus*; facies, mystax et barba alba; thorax fusco trivittatus; abdomen subulatum, fusco fasciatum; pedes fulvescentes, femoribus nigro vittatis; alæ fere limpidae; halteres flavi.

South France. Portugal. Asia Minor. Algeria. Egypt. Canary Isles.

a. Italy. From Dr. Leach's collection.

b. ———?

#### 60. ASILUS SENEX.

*Subcinereus*; facies angusta, flavicans; mystax, barba et antennæ basi albo pilosa; antennarum articulus 3us sat gracilis; thorax trivittatus; abdomen albo subfasciatum; pedes nigri; alæ limpidae; halteres rufo-fusci.

*Asilus senex*, Hoffm.; Meig. Zweifl. ii. 321, 22. Loew, Linn. Ent. iv. 117, 60.

Portugal.

#### 61. ASILUS ARTHRITICUS.

*Pedes nigri, tibiis basi fuscis.*

*Asilus arthriticus*, Zeller, Isis, 1840, 64, 16. Loew, Isis, 1840, 543, ii. 584; Linn. Ent. iv. 118, 61.

Middle Europe.

#### 62. ASILUS EMARGINATUS.

Mas. et fœm. *Venter absque setulis erectis ante incisuras; mystax pilique in antennarum articulis 1o et 2o omnes flavescentes.*

*Asilus emarginatus*, Loew, Linn. Ent. iv. 121, 62.

Italy. (Rome.)

### Section II.

*Fœm.* Sexualia conica, nonnunquam clavata, non compressa, aut apice tantum subcompressa.

Oviduct conical, occasionally clavate, not compressed, or but slightly compressed at the tip.

## Group 10. ANTIPHRISSON.

Corpus mediocre, cinerascens, aut cinereo flavescens. Mystax pilosus, albus, pilis paucis nigris. Abdomen nudum; incisuræ setis nullis. Pedes strigati. Alæ limpidæ, apice paullo obscuriores. *Mas.*—Sexualia parva, simplicia, nigro-fusca aut rufescentia. *Fem.*—Abdomen fere planum, acuminatum. Oviductus conicus, breviter hirtus, longitudine mediocri.

Antiphrisson, *Loew, Linn. Ent. iv. 123.*

Grayish or grayish yellow species, of moderate size, like those of the preceding group in colour. Mystax white with fine hairs, and with a few black hairs by the epistoma. In a scarce variety of *A. trifarius* the highest hairs are black. Abdomen bare; the incisions with no bristles. Legs with dark and pale stripes; the ground-colour quite apparent through the light covering of hairs. Wings limpid, very slightly darker at the tips. *Male.*—Sexualia small, simple, blackish brown, or brownish red, or paler. *Fem.*—Abdomen acuminate, nearly flat. Oviduct conical, of moderate length, with short hairs.

## 63. ASILUS ADPRESSUS.

*Thorax pilis minutis albis adpressis vestitus.*

*Asilus adpressus, Loew, Linn. Ent. iv. 125, 63.*

Meander, Asia Minor.

## 64. ASILUS ANGUSTIFRONS.

*Facies angusta.*

*Asilus angustifrons, Loew, Linn. Ent. iv. 126, 64.*

Meander, Asia Minor.

## 65. ASILUS TRIFARIUS.

*Facies lata, thorax pilis nigris.*

*Asilus trifarius, Loew, Linn. Ent. iv. 128, 65.*

Sicily. Isles of Greece. Asia Minor.

## Group 11. ASILUS.

Corpus magnum aut maximum, coloribus intensis. Mystax densus, fulvus aut ferrugineus, unicolor. Proboscis longus, acuminatus. Antennæ basi breviter pilosæ. Thorax planiusculus, breviter hirtus, setis abbreviatis posticis. Abdomen nudum; incisuræ

setis nullis. Metatarsus non abbreviatus. Alæ fulvæ, apice marginæque postico nigro-fuscæ. *Mas.*—Sexualia parva, simplicia. *Fæm.*—Oviductus obconicus, acuminatus.

*Asilus*, *Loew*, *Linn. Ent.* iv. 132.

Bright and deep coloured, large or very large species. *Mystax* with rough hairs, tawny or ferruginous, of one colour. Proboscis especially long and pointed. First and second joints of the antennæ with short hairs. Thorax rather flat, with short hairs; the bristles short, and not extending beyond the middle. Abdomen bare; incisures without bristles. Metatarsus not shortened. Wings tawny, with blackish brown tips and hind borders. *Male.*—Sexualia small, simple. *Fem.*—Oviduct obconical, acuminated.

#### 66. ASILUS BARBARUS.

*Ferrugineus; abdomen atrum, punctis lateralibus albis; femora nigra; alæ flavæ, margine postico fusco maculato; halteres fusci.*

*Asilus barbarus*, *Linn. Syst. Nat.* 1007, 3. *Meig. Klass.* 245, 2; *Zweifl.* ii. 308, 3. *Macq. Hist. Nat. Dipt.* i. 303, 1. *Expl. Sci. Alg.* iii. *Ins.* 439, 70. *Loew, Linn. Ent.* iv. 132, 65.

South Europe. North Africa.

#### 67. ASILUS CRABRONIFORMIS.

*Abdomen antice atrum postice flavum.*

*Asilus crabroniformis*, *Linn.*; *Oken, Lehrb. Naturgesch.* iii. 488. *Dum. Cons. Gén. Ins.* pl. 46, f. 10. *Macq. Hist. Nat. Dipt.* i. 303; *Expl. Sci. Alg.* iii. *Ins.* 439, 71, pl. 2, f. 8. *Dahlb. Skand. Ins.* 308, 208. *Zeller, Isis*, 1840, 48, 1. *Zett. Dipt. Scand.* i. 165, 1.

Europe and a great part of Asia.\* Australia.

a.—c. England. From Mr. Stephens' collection.

#### Group 12. RHADIURGUS.

Corpus mediocre, cinereo-nigrum. Facies nigra, nitida, apud oculos alba. Abdomen nudum; incisuræ setis nullis. *Mas.*—Sexualia mediocria; forceps marginæ postico valde inciso; penis acumedio præ cæteris elongato. *Fæm.*—Abdomen præsertim planum. Oviductus brevis, obtuse obconicum, subtuſ compressum.

*Rhadiurgus*, *Loew, Linn. Ent.* iv. 133.

Body grayish black, of moderate size. Face black, shining

white about the eyes. Abdomen bare, without bristles. *Male*.—Sexualia of moderate size; forceps with the hind border deeply indented. *Fem*.—Abdomen more flat than that of the male. Oviduct short, obtusely obconical, somewhat compressed beneath.

## 68. ASILUS VARIABILIS.

*Mas* et *scem*. *Obscure cinereus; barba faciei latioris ad maximam partem in mari alba in scem. nigra, menti nivea; macula sub antennis subquadrata nigra nitidissima; thoracis vitta media subgemina et abdomen nigricantia, incisuris albescentibus; pedes nigri, tibiis posticis metatarsisque omnibus ferrugineis, femoribus anticis subtus albo pilosis; alæ subhyalinæ.*

*Asilus variabilis, Zett. Ins. Lapp. 506, 4; Dipt. Scand. i. 169, 5. Loew, Linn. Ent. iv. 133, 68.*

North Europe.

## Group 13. PAMPONERUS.

Corpus nigro-cinereum, sat magnum. Faciei pars convexa præ cæteris magna. Mystax fere ad antennis ascendens. Thorax tenuiter et breviter hirtus, breviterque setosus. Abdomen pilosum; incisuræ setis longioribus. Femora anteriora dense setosa. Alæ coloratæ. *Mas*.—Sexualia mediocria; forceps margine postico valde inciso. *Fæm*.—Oviductus brevis, obtuse obconicus.

*Pamponerus, Loew, Linn. Ent. iv. 135.*

Body blackish gray, of rather large size. Convex part of the face unusually large. Mystax ascending nearly to the antennæ. Thorax with fine and short hairs, and with short stout bristles. Abdomen hairy; incisures with bristles, which are longer than the hairs. Legs black; tibiæ tawny; anterior femora thickly beset with bristles. Wings highly coloured. *Male*.—Sexualia of moderate size; forceps with the hind border deeply notched. *Fem*.—Oviduct short, obtusely obconical.

## 69. ASILUS GERMANICUS.

*Cinereus; mystax supra niger, subtus fulvus; barba fulva; thorax nigro vittatus; abdomen nigrum; tibiæ tarsi que fulva; alæ costa ferruginea, maris fusce basi albæ.*

*Asilus germanicus, Linn. Oken, Lehrb. Naturgesch. iii. 488. Zeller, Isis, 1840, 52, 6. Zett. Dipt. Scand. i. 166, 2. Loew, Linn. Ent. iv. 135, 69.*

North and Middle Europe.

a, b. England. From Mr. Stephens' collection.

## Group 14. ANTIPALUS.

Corpus obscure cinereum, sat magnum. Faciei pars convexa magna. Mystax dense setosus. Abdomen apud incisuras tenuiter setosum. Pedes nigri, setosi; tibiæ fulvæ. Alæ apice margineque postico fusco-cinereis. *Mas.*—Sexualia mediocria; forceps margine postico tenuiter inciso. *Fæm.*—Oviductus niger nitens, valde incrassatus et clavatus.

Antipalus, *Loew, Linn. Ent. iv. 136.*

Body rather large, dull gray. Convex part of the face large. Mystax thickly beset with bristles. Abdomen with slender bristles about the incisures. Legs black, setose; tibiæ tawny. Wings brownish gray at the tips and along the hind borders. *Male.*—Sexualia of inoderate size; forceps slightly notched on the hind border. *Fem.*—Oviduct black, shining, clavate and much incrassated.

## 70. ASILUS VARIPES.

*Cinereus; facies albida; mystax supra niger, subtus albus; barba alba; thorax vitta nigra; abdomen nigrum, incisuris albis; pedes nigri, tibiis et metatarsis fulvis; alæ apice subcinereæ; halteres fulvi. Mas.*—*Femora antica absque setis. Fæm.*—*Femora antica basi parum setosa.*

*Asilus varipes, Meig. Zweifl. ii. 328, 33. Zeller, Ent. Zeit. viii. 280, 1. Loew, Linn. Ent. iv. 136, 70.*

*Asilus macrurus, Ruthe, Isis, 1831, 1221; Loew, Ent. Zeit. viii. 49.*

*Asilus xanthopygus, Ruthe, Isis, 1831, 1220.*

*Asilus tenax, Zeller, Isis, 1840, 52, 5.*

*Asilus aurifluus, Zeller, Isis, 1840, 51, 4.*

Middle Europe.

## 71. ASILUS TRUNCATUS.

*Femora antica in utroque sexu multisetosa.*

*Asilus truncatus, Loew, Linn. Ent. iv. 139, 71.*

Ephesus, and about the Meander, Asia Minor.

## Group 15. ECHTHISTUS.

Corpus cinereo-flavescens, magnum. Facies lata; pars convexa magna. Mystax densus. Femora anteriora dense spinosa; metatarsi anteriores brevissimi, articulo 2o vix longiores. *Mas.*—

Forceps analis mediocris, margine postico inciso. *Fœm.*—Oviductus obconicus.

Echthistus, *Loew, Linn. Ent. iv. 142.*

Grayish yellow species of rather large size. Face broad; the convex part large. Mystax thick. Anterior femora thickly spinose; anterior metatarsi very short, but little longer than the second joint, a character peculiar to this group. *Male.*—Anal forceps of moderate size; hind border notched. *Fem.*—Oviduct obconical.

### 72. ASILUS RUFINERVIS.

*Fulvescens; facies ferruginea; mystax supra niger, subtus albus; barba alba; thorax fusco trivittatus; abdomen maculis dorsalibus fuscis; setæ thoracis abdominisque minus validæ; pedes fulvi, femoribus nigris; alæ antice flavescentes, venis fulvescentibus; halteres flavi.*

*Asilus rufinervis, Hoffm.; Meig. Zweifl. ii. 324, 27, ex parte. Ruthe, Isis, 1831, 1219. Zeller, Isis, 1840, 49, 2. Loew, Isis, 1840, 538, 2.*

*Asilus flavescens? Macq Hist. Nat. Dipt. i. 305, 8.*

Middle Europe.

### 73. ASILUS COGNATUS.

*Setæ thoracis abdominisque validiores; tibiæ rufæ, apice nigra; tarsi nigricantes, basi magis minusve rufescentes.*

*Asilus rufinervis, Meig. Zweifl. ii. 324, 27, ex parte.*

*Asilus cognatus, Loew, Linn. Ent. iv. 143, 73.*

South Russia. Isles of Greece, Asia Minor.

### GROUP 16. PHILONICUS.

Corpus mediocre, cinereum, fere nudum. Faciei pars convexa parva. Mystax parvus. Metatarsi non abbreviati. *Mas.*—Forceps analis vix mediæ magnitudinis, margine postico arcuatim inciso. *Fœm.*—Oviductus obconicus, apice spinosus.

*Philonicus, Loew, Linn. Ent. iv. 144.*

Allied to *Proctacanthus*. Body gray, almost bare, of moderate size. Face with the convex part small. Mystax with but few bristles. Metatarsi not short. *Male.*—Anal forceps rather less than the middle size, with a concave notch on the hind border. *Fem.*—Oviduct obconical; its tip armed with short spines.

## 74. ASILUS ALBICEPS.

*Fusco-cinereus*; facies et mystax alba, hic supra niger; thorax nigro pilosus, fusco vittatus; abdomen supra fuscum, incisuris pallidis; pedes nigricantes; alæ fuscescentes; halteres flavi.

*Asilus albiceps*, Meig. Loew, Linn. Ent. iv. 145, 72.

*Asilus nudus*, Loew, Isis, 1840, 542, 9, 548.

Europe.

a. England. From Mr. Stephens' collection.

Var. *Cinereus*; facies albo sericea; mystax flavido-albus; barba alba; thorax trivittatus, vitta intermedia gemina; abdomen fasciatum; alæ cinerascens; halteres flavi.

*Asilus canescens*, Hoffm.; Meig. Zweifl. ii. 336, 47.

Portugal.

Var. Mas et fœm. *Cinerascens*; faciei canæ barba supra paucissime nigra, infra mentique alba; thoracis vittæ, anus pedesque obscure cinerea; femora graciliora, antica subtus una serie parce albo pilosa; alæ subhyalinæ; halteres flavo-albi.

*Asilus albibarbus*, Zell. Asil. in Isis, 1840, 66, 18. Zett. Dipt. Scand. i. 172, 7.

## Europe and South Russia.

## Group ?

- A. *Mystax fere niger*. - - - - - *tenuis*, Macq.  
 B. *Mystax niger, subtus flavus aut fulvus*.  
 A. *Pedes toti nigri*.  
 A. Alæ obscure flavæ. - - - - - *melanotrichus*, Brullé.  
 B. Alæ cineræ. - - - - - *melampodius*, Zett.  
 C. Alæ subcineræ, vitta hyalina. - - - - - *forcipatus*, Linn.  
 D. Alæ limpidæ. - - - - - *tessellatus*, Brullé.  
 B. *Pedes fusc*i. - - - - - *varius*, Gürtl.  
 C. *Pedes pice*i.  
 A. Alæ hyalinæ. - - - - - *picipes*, Meig.  
 B. Alæ fuscæ. - - - - - *fuscipennis*, Meig.  
 C. *Mystax niger, subtus setis paucis albis*. - - - - - *nigripes*, Macq.  
 D. *Mystax niger, subtus albus*.  
 A. *Thorax fusco vittatus*.

- A. *Thorax cinereus*. - - - - - pilipes, *Meig.*  
 B. *Thorax fulvescens*. - - - - - marginatus, *Meg.*  
 B. *Thorax nigro vittatus*.  
 A. *Abdominis incisuræ albæ*. - - - - - parvulus, *Meig.*  
 B. *Abdominis incisuræ non albæ*. - - - - - intermedius, *Holm.*  
 E. *Mystax albidus, supra niger*,  
 A. *Tibiæ anticæ annulatæ*. - - - - - annulatus, *Macq.*  
 B. *Tibiæ anticæ non annulatæ*.  
 A. *Corpus cinereo-flavescens*. - - - - - flavescens, *Macq.*  
 B. *Corpus nigricans*. - - - - - pumilus, *Macq.*  
 F. *Mystax albo-canescens, margine nigro*. - - - - - hispidus, *Zell.*  
 G. *Mystax flavo-albus, margine nigro*. - - - - - naxius, *Macq.*  
 H. *Mystax albo-nigroque varius*. - - - - - micana, *Meig.*  
 I. *Mystax albus, setis perpaucis nigris*. - - - - - gracilipes, *Meg.*  
 J. *Mystax albus vel albidus*.  
 A. *Pedes nigricantes*. - - - - - fimbriatus, *Meig.*  
 B. *Pedes nigri; tibiæ fulvo annulatæ*.  
 A. *Alæ flavescentes*. - - - - - annulipes, *Brullé.*  
 B. *Alæ limpidæ*. - - - - - cinerarius, *Pallas.*  
 C. *Pedes nigri; tibiæ rufæ*. - - - - - tibialis, *Gimm.*  
 D. *Pedes testacei, nigro striati*. - - - - - callosus, *Pallas.*  
 K. *Mystax flavo-albus*. - - - - - Siculus, *Macq.*  
 L. *Mystax flavicans, setis nonnullis nigris*. - - - - - decipiens, *Hoffm.*  
 M. *Mystax flavicans aut ferrugineus*. - - - - - tephreus, *Hoffm.*  
 N. *Mystax* ——— ? - - - - - punctatus, *Macq.*

Some of the following *Asili* may be merely varieties.

75. ASILUS TENUIS.

*Fœm. Cinereus; facies albicans; mystax nigricans, faciei dimidium non attingens; abdomen gracile, apice attenuatum, segmentorum marginibus pallidis; pedes nigri; tibiis fulvis apice nigris.*

*Asilus tenuis, Macq. Hist. Nat. Dipt. i. 307, 16. Meig. Zweifl. vii. 75, 67.*

Sicily.

76. ASILUS MELANOTRICHUS.

*Mas. Niger; mystax supra niger, subtus albo-flavicans; thoracis latera flavicante hirsuta; abdominis latera pilis flavescens instructa; alæ obscure flavæ.*



*Asilus melanotrichus*, *Brullé, Exped. Scient. de Morée*, iii. 2, 296, 637.

Morea.

77. *ASILUS MELAMPODIUS*.

Mas et fœm. *Fusco-cinerascens*, thorax vittis subtribus obscurioribus; mystax supra niger, infra fulvus; barba fulva vel flava; pedes nigri et toti nigro spinosi, femoribus anticis subtus albo villosis; alæ cinerascens, disco longitudinaliter hyalinae; halteres flavi.

*Asilus melampodius*, *Zell. Asil. in Isis*, 1840, 67, 19. *Zett. Dipt. Scand.* i. 173, 8.

*Asilus forcipatus*, var. major, *Fall. Asil.* 9, 5.

North Europe.

78. *ASILUS FORCIPATUS*.

*Fulvo-cinereus*; facies fulva; mystax supra niger, subtus fulvus; barba fulva; thorax nigro vittatus; abdomen fusco micans; pedes nigri; alæ subcinereæ; halteres fulvi.

*Asilus forcipatus*, *Linn. Oken, Lehrb. Naturg.* iii. 488.

*Asilus furcipula?* *Zeller*.

a. Italy. From Dr. Leach's collection.

b, c. ———?

79. *ASILUS TESSELLATUS*.

Mas. *Niger*; mystax niger, subtus flavescens; thoracis et abdominis latera aureo villosa; thorax vitta dorsali nigra gemina, pilis dorsi nigris; abdominis latera pilis longis flavescentibus, segmentorum margines postici aureo villosi; alæ limpidæ.

*Asilus tessellatus*, *Brullé, Exped. Scient. de Morée*, iii. 2, 296, 636.

Morea.

80. *ASILUS VARIUS*.

*Fulvescens*; facies flava; mystax supra niger, subtus flavus; barba alba; thorax fusco vittatus; abdomen fuscum, incisuris fulvescentibus; pedes et halteres fuscii; alæ subcinereæ.

*Asilus varius*, *Gürtl; Meig. Zweifl.* ii. 329, 34.

Austria.

## 81. ASILUS PICIPES.

*Canescens*; facies et barba pallidæ; mystax supra niger, subtus pallidus; thorax nigro vittatus, vitta intermedia duplicata; abdomen fuscum, incisuris albis; pedes picei; alæ hyalina, apice et postice subcinereæ; halteres flavi.

*Asilus picipes*, Meig. *Zweifl.* ii. 338, 51.

*Asilus furcipula*? Zeller.

Austria.

## 82. ASILUS FUSCIPENNIS.

*Cinereus*; facies et barba flavo-canescens; mystax supra niger, subtus pallidus; thorax fusco vittatus; abdomen fasciis fuscis micantibus; pedes picei; alæ cinereo-fuscæ, basi costaque dimidio basali flavescens; halteres flavi.

*Asilus fuscipennis*, Meig.

Middle and South Europe. Asia Minor.

## 83. ASILUS NIGRIPES.

*Cinereus*; facies alba; mystax niger, setis subtus paucis albis; pedes nigri, tibiis metatarsisque posticis intus rufo hirtis; alæ apice fuscescentes.

*Asilus nigripes*, Macq. *Dipt. du Nord*, 34, 15. Meig. *Zweifl.* viii. 75, 70.

North France.

## 84. ASILUS PILIPES.

*Cinereus*; facies et barba albæ; mystax supra niger, subtus albus; thorax fusco vittatus, vitta intermedia gemina; abdomen cinereum, fusco fasciatum; pedes subcinerei; alæ pallide subcinereo-fuscescentes; halteres sordide flavi.

*Asilus pilipes*, Meig. *Zweifl.* ii. 320, 21.

South France.

## 85. ASILUS MARGINATUS.

*Fulvescens*; facies sordide alba; mystax supra niger; subtus albus; barba alba; thorax fusco vittatus; abdomen cinereum, incisuris nigro-fuscis; pedes fusci; alæ apice fusco-cinereæ; halteres fusci.

*Asilus marginatus*, Megerle; Meig. *Zweifl.* ii. 331, 39.

Austria.

## 86. ASILUS PARVULUS.

*Cinereus*; facies et barba albæ; mystax supra niger, subtus albus; thorax nigro vittatus, vitta intermedia gemina; abdomen nigrum, incisuris albis; pedes fusci; alæ apice subcinereæ; halteres flavescences.

*Asilus parvulus*, Meig. *Zweifl.* ii. 541, 56.

Germany.

Var.? *Cinereus*; facies albida; mystax niger, interne albidus; abdomen nigrum; pedes nigri, tibiis anticis intus rufo hirtis

*Asilus nigricans*, Macq. *Hist. Nat. Dipt.* i. 309, 25. Meig. *Zweifl.* vii. 75, 67.

South France.

## 87. ASILUS INTERMEDIUS.

*Obscure cinerascens*; mystax supra niger, subtus albus; barba alba; thorax vittis subtribus nigris, media gemina; pedes nigri et nigro spinosi, femoribus anticis albido-nigroque villosis; alæ hyalinæ, apice infuscatæ; halteres fusco-albidi. Mas.—*Forceps analis horizontalis, subrectus, æqualis (nec dentatus) apice obtusus, totus niger nitidus, absque appendice subano.* Fœm.—*Segmentum ultimum duplo longius, compressum, lateraliter triangulare acutum, totum atrum nitidum.*

*Asilus intermedius*, Holmgren, *MSS.*; Zett. *Dipt. Scand.* xi. 4262.

Sweden.

## 88. ASILUS ANNULATUS.

*Cinereus*; facies albida; mystax supra niger, subtus albus; tibiæ anteriores rufo nigroque annulatæ.

*Asilus annulatus*, Macq. *Dipt. du Nord.* 36, 16. Meig. *Zweifl.* vii. 76, 71.

France.

## 89. ASILUS FLAVESCENS.

*Flavido-cinereus*; mystax supra niger, subtus albus; pedes rufi, femoribus nigris; alæ subcinereæ.

*Asilus flavescens*, Macq. *Hist. Nat. Dipt.* i. 74, 65. Meig. *Zweifl.* vii. 74, 65.

South France.

## 90. ASILUS PUMILUS.

*Nigricans; mystax albidus, setis supra paucis nigris; metatarsi postici tibiæque flava.*

*Asilus pumilus, Macq. Hist. Nat. Dipt. i. 74, 66 Meig. Zweifl. vii. 74, 66.*

France.

## 91. ASILUS HISPIDUS.

*Mas. et fœm. Obscure cinerascens; mystax cano-albus, margine nigro, barba alba; thorax vitta laterali glaucescente tribusque dorsalibus nigricantibus; pedes nigri albo spinosi, femoribus anticis subtus nigro setosis; abdomen breve, incisuris albidis longe albo ciliatis; alæ subhyalinæ.*

*Asilus hispidus, Zell. Asil. in Isis, 1840, 71, 22; Zett. Dipt. Scand. i. 176, 10.*

*Asilus trigonus? Meig. Dipt. ii. 322, 23. Macq. Expl. Sci. Alg. iii. Ins. 441, 76.*

Europe. North Africa?\*

## 92. ASILUS NAXIUS.

*Ater; abdominis incisuræ albida; pedes rufi, femoribus externe nigris; alæ flavescens, apice subfusca.*

*Asilus naxius, Macq. Dipt. Exot. i. 2, 135, 1.*

Naxos. Scio.

## 93. ASILUS MICANS.

*Cinereus; facies et barba albæ; mystax albo nigroque varius; thorax vitta sinuata nigra; abdomen fusco micans, trifariam nigro maculatum; tibiæ et metatarsi fulva; alæ fere limpida, apice subcinereæ; halteres fuscæ.*

*Asilus micans, Meig. Zweifl. ii. 319, 19.*

Germany.

## 94. ASILUS GRACILIPES.

*Fusco-cinerascens; facies flavido-alba; mystax albus, setis perpauca nigris; barba alba; thorax vittis fuscis, intermedia gemina; abdomen incisuris flavis; alæ subcinereæ; halteres flavi.*

*Asilus gracilipes, Megerle; Meig. Zweifl. ii. 330, 36.*

Austria.

## 95. ASILUS FIMBRIATUS.

*Cinereus*; facies, mystax et barba alba; thorax nigro vittatus, vitta intermedia duplicata; abdomen nigro-fuscum, incisuris pallidis; pedes nigricantes; alæ subhyalinæ; halteres flavo-fuscescentes.

*Asilus fimbriatus*, Meig.

Europe.

## 96. ASILUS ANNULIPES.

Mas. et fœm. Ater; mystax flavido-albus; thorax vittis tribus subaureis; tibiæ basi annulo ferrugineo; alæ pallide flavescens. Mas.—Abdomen lepide aureo villosum. Fœm.—Abdomen fere nudum.

*Asilus annulipes*, Brullé, *Expéd. Scient. de Morée*, iii. 2, 295, 634, pl. 46, f. 6. Allied to *A. cinerarius*, Meig.

Calamata, Morea.

## 97. ASILUS CINERARIUS.

*Cinereus*; mystax albidus; barba alba; pedes nigri, tibiis fulvo annulatis; alæ limpidæ; halteres pallidi.

*Asilus cinerarius*, Pallas; Wied.

South Russia.

## 98. ASILUS TIBIALIS.

*Niger*, cinereo pilosus; mystax canus; tibiæ rufæ; alæ fere limpidæ.

*Asilus tibialis*, Gimm. *Bull. Soc. Imp. Nat. Mosc.* 1847, 3, 162, 5.

South Russia?

## 99. ASILUS CALLOSUS.

*Cinereus*; barba alba; thorax callis duobus anticis fulvis; pedes testacei, nigro striati; alæ hyalinæ; halteres pallidi.

*Asilus callosus*, Pallas; Wied. *Zool. Mag.* i. 2, 30. Meig. *Zweifl.* ii. 333, 42.

South Russia.

## 100. ASILUS SICULUS.

*Ferrugineus*, lateribus cinereis; mystax albidus; pedes fulvi; alæ flavicantes.

*Asilus Siculus*, Macq. *Hist. Nat. Dipt.* i. 303, 3. Meig. *Zweifl.* vii. 74, 64.

Sicily.

## 101. ASILUS DECIPIENS. \*

*Cinereus*; facies et barba albæ; mystax flavicans, setis nonnullis nigris; thorax nigro-fusco trivittatus; abdomen albo fasciatum; pedes nigri, femoribus apice supra badiis; alæ limpidae vix flavescens; halteres ferruginei.

*Asilus decipiens*, Hoffm.; Meig. Zweifl. ii. 334, 44.

Portugal.

## 102. ASILUS TEPHRÆUS.

*Cinereus*; facies orichalcea; mystax et barba flavicantia; thoracis vitta media lateralibus multo distinctior; pedes fulvi, nigro varii; alæ limpidae, apice subcinereæ; halteres flavi.

*Asilus tephraeus*, Hoffm.; Meig. Zweifl. ii. 334, 45.

Portugal.

## 103. ASILUS PUNCTATUS.

Mas. Abdomen cinereum, nigro micans, segmentis quatuor anticis punctis duobus cinereis.

*Asilus punctatus*, Macq. Hist. Nat. Dipt. i. 308, 24. Meig. Zweifl. vii. 75, 69.

France.

North America.

- |    |   |       |                    |
|----|---|-------|--------------------|
| A. | Mystax niger, cinereo mixtus.                 | - - - | tibialis, Macq.    |
| B. | Mystax niger, subtus flavus.                  |       |                    |
|    | A. Abdomen basi cano hirtum.                  | - - - | Sadyates, Walk.    |
|    | B. Abdomen basi flavo hirtum.                 | - - - | Aethes, Walk.      |
| C. | Mystax niger, subtus albus.                   |       |                    |
|    | A. Tibiæ cinctæ.                              |       |                    |
|    | A. Thorax cinereus.                           | - - - | annulipes, Macq.   |
|    | B. Thorax flavo-fuscus.                       | - - - | Paropus, Walk.     |
|    | B. Tibiæ non cinctæ.                          |       |                    |
|    | A. Thorax cinereus, vitta nigricante.         | - - - | Novæ Scotiæ, Macq. |
|    | B. Thorax fuscus, fulvo trivittatus.          | - - - | Lecythus, Walk.    |
| D. | Mystax flavido-cinereus.                      | - - - | interruptus, Macq. |
| F. | Mystax fulvus.                                | - - - | sericeus, Say.     |
| G. | Mystax flavus aut flavescens aut flavo-albus. |       |                    |
|    | A. Antennæ nigræ.                             |       |                    |
|    | A. Alæ apice cinereæ aut subfuscæ.            |       |                    |
|    | a. Abdomen albo fasciatum.                    | - - - | notatus, Wied.     |
|    | b. Abdomen albo non fasciatum.                | - - - | Antimachus, Walk.  |

- B. Alæ totæ limpidae. - - - - Orphne, *Walk.*  
 B. Antennæ basi pallidæ.  
 A. Femora anteriora nigra. - - - - ultimus, *Walk.*  
 B. Femora anteriora nigro vittata. - - Herminius, *Walk.*  
 C. Pedes mellei. - - - - gracilis, *Wied.*  
 H. *Mystax* albus aut albidus. - - - - femoralis, *Macq.*

## Group 1.

Corpus minor, cinereum, parce setosum, vix hirtum. Facies apud epistoma convexa. *Mystax* dense setosus. Proboscis gracilis, linearis. Antennarum articulus 3us lanceolatus, 1o paullo longior; arista 3o brevior. Abdomen gracile, thorace duplo longius. Pedes sat validi, spinosi, parce hirti. *Mas.*—Sexualia parva. *Fœm.*—Abdomen compressum, apicem versus attenuatum et lanceolatum.

Radial vein curved at its tip. Cubital forked at much beyond half its length; fore fork nearly straight; hind fork slightly undulating. First and second externo-medial veins almost straight; third very slightly curved, forming an obtuse angle with the præbrachial, joining the fourth rather far from the border. Subanal joining the anal very near the border.

*Asilus Sadyates, Walk.; A. Alethes, Walk.; A. Lecythus, Walk.*

## Group 2.

*Fœm.* Corpus ferrugineum, fere nudum. Facies plana. *Mystax* sat dense setosus. Proboscis valida, lanceolata. Thoracis latera parce setosa. Abdomen longum, sublineare, apicem versus oblanceolatum, thorace triplo longius, alas longe superans. Pedes longiusculi, sat graciles, parce spinosi, non pilosi.

Cubital vein forked at a little before two-thirds of its length; forks nearly straight. First externo-medial curved at its base; second straight; third hardly curved, forming a very slightly obtuse angle with the præbrachial, joining the fourth wing far from the border. Subanal joining the anal on the border.

*Asilus Herminius, Walk.*

104. *ASILUS TIBIALIS.*

*Fœm.*—Cinereus; *mystax niger, cinereo mixtus; antennæ nigrae; thorax vittis nigris; abdomen cinereo-nigrum; pedes nigri, tibiis testaceis apice nigris; alæ fuscescentes.*

*Asilus tibialis, Macq. Hist. Nat. Dipt. i. 313, 38.*

Philadelphia.

## 105. ASILUS SADYATES.

*Asilus Sadyates*, *Cat. of Diptera*, Pt. 2, 453.

Ohio.

## 106. ASILUS ALETHES.

*Asilus Alethes*, *Cat. of Diptera*, Pt. 2, 454.

a. New York. Presented by the Entomological Club.

## 107. ASILUS ANNULIPES.

*Fœm.* *Cinereus*; abdomen fuscum, incisuris albidis; tibiæ flavæ, fusco-cinctæ; tarsi nigri, articulis basi metatarsoque fulvis; alæ hyalinæ, apice subcinereæ.

*Asilus annulipes*, *Macq. Dipt. Exot.* i. 2, 149, 36.

Carolina.

## 108. ASILUS PAROPUS.

*Asilus Paropus*, *Cat. of Diptera*, Pt. 2, 455.

New York.

## 109. ASILUS NOVÆ SCOTIÆ.

*Mas.* *Cinereus*; thorax vitta recta nigricante; abdomen nigrum fusco micans, incisuris albis; pedes nigri, tibiis metatarsoque fulvis; alæ hyalinæ, apice maculisque posticis cinereis.

*Asilus Novæ Scotiæ*, *Macq. Dipt. Exot. Suppl.* 2, 46, 62.

Nova Scotia.

## 110. ASILUS LECYTHUS.

*Asilus Lecythus*, *Cat. of Diptera*, Pt. 2, 451.

*Var.?* *Asilus Agrius*, *Cat. of Diptera*, Pt. 2, 452.

Nova Scotia.

## 111. ASILUS INTERRUPTUS.

*Fœm.* *Cinereus*; mystax flavido-cinereus; antennæ nigrae, articulo 1o rufescente; thorax vittis fuscis lineaque intermedia albida; abdomen nigrum, segmentis 2o et 3o fasciis interruptis cinereis, 6o et 7o cinereis vitta dorsali nigra; femora, tibiæ et metatarsi antici rufo subvaria; alæ subfuscescentes.

*Asilus interruptus*, *Macq. Hist. Nat. Dipt.* i. 310, 29.

Georgia.



## 112. ASILUS SERICEUS.

Fœm. *Aurato-fuscus*; *mystax fulvus*; *antennæ fuscae*; *thorax vitta latissima nigro-fusca*; *pedes fusci, tibiis flavis*; *alæ flavæ, margine interno apiceque fuscis, limbo venarum solo flavo.*

*Asilus sericeus*, Say, *Journ. Acad. Philad.* iii. 48, 2. *Wied. Auss. Zweifl.* i. 429, 8.

Pennsylvania.

## 113. ASILUS NOTATUS.

Mas. *Niger*; *mystax flavo-albus*; *thorax cinerascens, vittis nigris*; *tibiæ basi melleæ*; *alæ limpidae, apice cinereæ.*

*Asilus notatus*, *Wied. Auss. Zweifl.* i. 451, 40.

United States.

## 114. ASILUS ANTIMACHUS.

*Asilus Antimachus*, *Cat. of Diptera*, Pt. 2, 454.

Trenton Falls.

## 115. ASILUS ORPHNE.

*Asilus Orphne*, *Cat. of Diptera*, Pt. 2, 456.

New York.

## 116. ASILUS ULTIMUS.

*Asilus ultimus*, *Diptera Saundersiana*, Pt. 2, 136.

North America.

## 117. ASILUS HERMINIUS.

*Asilus Herminius*, *Cat. of Diptera*, Pt. 2, 410.

This may be the same as *A. sericeus*, but differs from Say's description of that species.

Massachusetts.

## 118. ASILUS GRACILIS.

Mas: *Cinereus*; *mystax flavescens*; *antennæ pedesque melleæ*; *thorax non vittatus*; *abdomen nigricans, cinereo hirtum*; *alæ breves, subflavescentes, apice margineque fuscis.*

*Asilus gracilis*, *Wied. Auss. Zweifl.* i. 445, 31.

United States.

## 119. ASILUS FEMORALIS.

Fœm. *Mystax albidus*; *thorax fulvidus, vittis fuscis*; *abdomen fuscum, incisuris flavidis*; *pedes fulvi, femoribus supra nigris*; *alæ hyalinæ, apice subfuscæ.*

*Asilus femoribus*, *Macq. Dipt. Exot. Suppl. 2, 45, 61.*

Philadelphia.

## Mexico.

## 120. ASILUS MEXICANUS.

Mas. *Niger*; *mystax subtus barbaque alba*; *pedes anteriores fulvi*; *alæ subcinereæ.*

*Asilus mexicanus*, *Macq. Dipt. Exot. Suppl. 1, 94, 55.*

Mexico.

## • West Indies.

## 121. ASILUS PLINTHOPYGUS.

Mas. *Fuscus*; *antennæ nigræ*; *mystax albus*; *abdomen basi nigrum, apice testaceum*; *pedes nigri*; *alæ subflavescentes.*

*Asilus plinthopygus*, *Wied. Dipt. Exot. i. 184, 4*; *Auss. Zweifl. i. 432, 11.*

Cuba.

## 122. ASILUS ATRIPES.

Fœm. *Flavo-cinerascens*; *mystax albidus*; *antennæ nigræ*; *thorax vittis nigris, exterioribus valde interruptis*; *abdomen fuscum, incisuris albidis*; *pedes nigri, tibiis obscure fuscis.*

*Dasyogon atripes*, *Fabr. Syst. Antl. 170, 29.*

*Asilus atripes*, *Wied. Dipt. Exot. i. 195, 24*; *Auss. Zweifl. i. 455, 46.*

West Indies.

## South America.

A. *Corpus ænescens.* - - - - *Americanus, Macq.*

B. *Abdomen chalybeum.*

A. *Alæ chalybeæ.* - - - - *iopterus, Wied.*

B. *Alæ non chalybeæ.* - - - - *cæruleiventris, Macq.*

C. *Abdomen non chalybeum.*

A. *Alæ nigro-violacæ.* - - - - *abdominalis, Wied.*

B. Alæ violaceo-fuscæ. - - - - luctuosus, *Macq.*

C. Alæ non violacææ.

A. *Mystax niger.*

a. Antennarum articulus 3us non compressus,

i. Alæ fuscæ. - - - - Gerion, *Walk.*

ii. Alæ flavescentes aut subfulvæ. - auribarbis, *Hoffm.*

b. Antennarum articulus 3us compressus.

himantocerus, *Wied.*

B. *Mystax supra plus minusve niger, subtus plus minusve pallidus.*

a. *Pedes nigri.*

i. *Mystax niger, setis subtus nonnullis albis.*

\* Alæ flavescentes.

† Alæ apice pallidæ. - - - - nigrinus, *Macq.*

†† Alæ apice fuscæ. - - - - albipilosus, *Macq.*

\*\* Alæ sublimpidæ, fusco lineatæ, apice subcinereæ.

Tatius, *Walk.*

ii. *Mystax flavus aut albus, setis supra nonnullis nigris.*

\* Corpus cyaneo-nigrum. - - - - Herdonius, *Walk.*

\*\* Corpus nigro-fuscum, - - - - Gamaxus, *Walk.*

iii. *Mystax supra niger, subtus flavus.* Lycorius, *Walk.*

b. *Pedes ex parte pallidi.*

i. *Tibiæ posticæ albidæ.* - - - - barbatus, *Fabr.*

ii. *Tibiæ posticæ non albidæ.*

\* *Femora nigra.*

† *Tibiæ nigræ.*

‡ *Tibiæ basi fulvæ.* - - - - Eupator, *Walk.*

‡‡ *Tibiæ apice subtus fulvæ.* - - - - Gavius, *Walk.*

†† *Tibiæ pallidæ.*

‡ Alæ fuscæ. - - - - Servillei, *Macq.*

‡‡ Alæ subflavescentes. - - - - Lebasii, *Macq.*

‡‡‡ Alæ subhyalinæ, apice cinereæ.

consanguineus, *Macq.*

‡‡‡‡ Alæ hyalinæ, apice subfuscæ. Gayi, *Macq.*

‡‡‡‡‡ Alæ limpida, arcolæ apicales et posticæ discis cinereis. - - - - Antiphus, *Walk.*

‡‡‡‡‡‡ Alæ subcinereæ. - - - - hebes, *Walk.*

\*\* *Pedes rufi, nigro vittati.* - - - - Baletus, *Walk.*

\*\*\* *Pedes castanei.* - - - - rufipalpis, *Macq.*

\*\*\*\* *Pedes pallidi.*

† *Thorax nigro vittatus.* - - - - Ctesicles, *Walk.*

†† *Thorax fusco vittatus.*

‡ *Abdomen rufum.* - - - - rufinus, *Wied.*

- ‡ Abdomen fulvum, basi piceum, apice nigrum. - - - - - Leouides, *Walk.*
- c. *Mystax totus pallidus.*
- a. *Pedes nigri.*
- i. *Alæ sublavescentes, apice infumatae.*
- ii. *Alæ flavescentes.* - - - - - carbonarius, *Wied.*
- iii. *Alæ sublimpidae, apice cinereae.* Therimachus, *Walk.*
- b. *Pedes nigri, tibiis fulvis.* - - - - - longiusculus, *Walk.*
- c. *Femora supra nigra.*
- i. *Alæ flavescentes.* - - - - - clavatus, *Macq.*
- ii. *Alæ limpidae, apice cinereae.* - - - - - tenuis, *Wied.*
- d. *Femora nigro vittata.*
- i. *Thorax cinereus, nigro vittatus.* - - - - - mellipes, *Wied.*
- ii. *Thorax fuscus, fulvo vittatus.* - - - - - Mucius, *Walk.*
- e. *Femora apice nigra.*
- i. *Alæ sublavescentes.* - - - - - Hilarii, *Macq.*
- ii. *Alæ subcinereae.* - - - - - 6-maculatus, *Walk.*
- f. *Femora apice fusca.* - - - - - lutipes, *Wied.*
- g. *Femora tota pallida.*
- i. *Alæ flavidae, apice fuscanae.* - - - - - Colombiæ, *Macq.*
- ii. *Alæ fulvae.* - - - - - Calatinus, *Walk.*

## Group 1.

Corpus mediocre, metallicum, hirtum. Caput subtile densissime pilosum. Facies plaua. *Mystax* parvus, setis paucis. Proboscis lanceolata. Antennarum articulus 1us 2o duplo longior; 3us lanceolatus, 1o paullo longior; arista 3o brevior. Thoracis latera et scutellum setosa. Abdomen basi pilosum. Pedes hirti, vix spinosi; tarsi crassi, metatarsis subdilatatis; tibiæ anteriores ciliatæ. Alæ abdomen superans. *Mas.* — Abdomen sublineare. Sexualia minima. *Fæm.* — Abdomen oblanceolatum, apice subcompressum.

Radial vein joining the subcostal at very far from the tip of the latter. Cubital forked at very little beyond half its length; forks straight, parallel, converging at their base, diverging at their tips. First and second externo-medial veins nearly straight; third hardly curved, forming an obtuse angle with the præbrachial, joining the fourth extremely far from the border. Subanal joining the anal far from the border.

*Asilus iopterus*, *Wied.*

## Group 2.

*Fæm.* Corpus mediocre, gracile, fere nudum. Caput subtus sat dense pilosum. Facies apud epistoma convexa. Mystax sat dense setosus. Proboscis sublanceolata. Antennarum articulus 1us 2o plus duplo longior; 3us lanceolatus, 1o vix brevior; arista 3o multo longior. Thoracis latera setis paucis. Abdomen oblanceolatum, alas vix superans, apice compressum nitens læve. Pedes sat graciles, breviter spinosi, parce pubescentes. Alæ longiusculæ.

Radial vein curved near its tip, joining the subcostal at a short distance from the tip of the latter. Cubital forked at very much beyond half its length; fore fork hardly undulating, curved at its base; hind fork nearly straight. First and second externo-medial veins very slightly undulating; third slightly curved, forming an obtuse angle with the præbrachial, joining the fourth rather far from the border. Subanal joining the anal at some distance from the border.

*Asilus* Gerion, *Walk.*

## Group 3.

*Mas.* Corpus mediocre, dense hirtum. Caput subtus densissime pilosum. Facies convexa. Mystax densissime setosus, antennis attingens. Proboscis lanceolata. Antennarum articulus 1us 2o duplo longior; 3us lanceolatus, 1o paullo longior; arista 3o brevior. Thoracis latera et scutellum setosa. Abdomen pilis longis hirtum, abdomen non superans. Sexualia mediocria, hirta. Pedes robusti, hirti, setosi.

Radial vein slightly curved near its tip, joining the subcostal near the tip of the latter. Cubital forked at much beyond half its length; fore fork nearly straight; hind fork slightly undulating. First and second externo-medial veins straight; third curved, forming a hardly obtuse angle with the præbrachial, which is slightly curved, joining the fourth far from the border. Subanal joining the anal at some little distance from the border.

*Asilus* Antiphus, *Walk.*

## Group 4.

*Fæm.* Corpus parvum, tomentosum, non pilosum. Caput subtus pilosum. Facies apud epistoma convexa. Mystax parvus, setis paucis. Proboscis gracilis, linearis. Antennarum articulus 1us 2o plus duplo longior; 3us lanceolatus, 1o paullo brevior; arista 3o multo longior. Thoracis latera et scutellum parce setosa. Abdomen oblanceolatum, thorace duplo longius, alas vix superans, apice compresso lævi nitido. Pedes validi, parce spinosi, non hirti.

Cubital vein forked at much before half its length; fore fork hardly undulating; hind fork nearly straight. First and second externo-medial veins hardly curved; third slightly curved, forming an obtuse angle with the præbrachial, joining the fourth far from the border. Subanal joining the anal very near the border.

*Asilus hebes*, *Walk.*

#### Group 5.

*Mas.* Corpus mediocre, parce hirtum. Caput subtus dense pilosum. Facies parum convexa. Mystax raro setosus. Proboscis gracilis, linearis. Antennarum articulus 1us 2o duplo longior; 3us longiconicus, 2o paullo longior; arista 3o plus duplo longior. Thoracis latera parce setosa. Abdomen sublineare, thorace non duplo longius, alas non superans. Sexualia parva. Pedes robusti, parce spinosi, non hirti. Alæ latiusculæ.

Cubital vein forked beyond half its length; fore fork hardly undulating; hind fork almost straight. First and second externo-medial veins almost straight; third very slightly curved, forming an obtuse angle with the præbrachial, joining the fourth far from the border. Subanal joining the anal near the border.

*Asilus Baletus*, *Walk.*

#### Group 6.

*Mas.* Corpus mediocre, parce hirtum. Caput subtus dense pilosum. Facies parum convexa. Mystax vix dense setosus. Proboscis sublanceolata. Antennarum articulus 1us 2o triplo longior; 3us lanceolatus, 3o brevior; arista 3o fere duplo longior. Thoracis latera et scutellum setosa. Abdomen subcylindricum, thorace plus duplo longius, alas superans; latera basim versus pilosa. Sexualia parva. Pedes validi, parce spinosi, vix hirti.

Cubital vein forked at hardly before half its length; forks almost straight, with the exception of the obtuse angle by the base of the fore fork. First and second externo-medial veins very slightly curved, forming an obtuse angle with the præbrachial, joining the fourth far from the border. Subanal joining the anal near the border.

*Asilus longiusculus*, *Walk.*

#### Group 7.

*Fæm.* Corpus parvum, gracile, nudum. Caput subtus parce pilosum. Facies plana. Mystax setis paucissimis. Proboscis

*gracilis, lanceolata.* Antennarum articulus 1us 2o plus duplo longior; 3us lanceolatus, 1o paullo brevior; arista 3o multo longior. Thoracis latera setis paucissimis. Abdomen fere oblanceolatum, thorace plus duplo longius, alas non superans, apice compressum attenuatum acuminatum. Pedes graciles, nudi, spinis paucissimis.

Cubital vein forked at very much beyond half its length; forks nearly straight. First and second externo-medial veins nearly straight; third hardly curved, forming a very obtuse angle with the præbrachial, joining the fourth very far from the border. Subanal joining the anal near the border.

*Asilus Mucius, Walk.*

#### Group 8.

*Fam.* Corpus parvum, tomentosum, non hirtum. Caput subtus pilosum. Facies plana. Mystax parvus, setis perpaucis. Proboscis gracilis, linearis. Antennarum articulus 1us 2o plus duplo longior; 3us longiconicus, 1o multo brevior; arista 3o fere triplo longior. Thoracis latera et scutellum setis paucis. Abdomen oblanceolatum, thorace duplo longius, alas vix superans, apice stylatum. Pedes validi, spinosi, non hirti.

Cubital vein forked at rather beyond its middle; fore fork slightly undulating; hind fork nearly straight. First and second externo-medial veins nearly straight; third hardly curved, forming an obtuse angle with the præbrachial, joining the fourth far from the border. Subanal joining the anal near the border.

*Asilus sexmaculatus, Walk.*

#### Group 9.

*Mas.* Corpus mediocre, sat gracile, parce pubescens, non hirtum. Caput subtus sat dense pilosum. Facies plana, apud epistoma vix convexa. Mystax parvus, raro setosus. Proboscis gracilis, sublinearis. Antennarum articulus 1us 2o plus duplo longior; 3us lanceolatus, 1o multo brevior; arista 3o plus duplo longior. Thoracis latera parce setosa. Abdomen oblanceolatum, thorace plus duplo longius, alas superans. Sexualia parva. Pedes validi, parce setosi, fere nudi.

Radial vein nearly straight, joining the subcostal near the tip of the latter. Cubital forked at a little beyond half its length; fore fork hardly curved, forming an obtuse angle at its base; hind fork very slightly curved hindward. First and second externo-medial veins nearly straight; third hardly curved, forming a slightly obtuse

angle with the præbrachial, joining the fourth very far from the border. Subanal joining the anal very near the border.

*Asilus Calatinus*, Walk.

123. *ASILUS AMERICANUS*.

Fœm. *Ænescens*; *mystax flavus*; *pedes virides*, *tibiæ posticæ testacæ*; *alæ subcinereæ*.

*Lophonotus Americanus*, Macq. *Dipt. Exot. Suppl.* 1, 87, 13.

Brazil.

124. *ASILUS IOPTERUS*.

Fœm. *Niger*; *thorax albo lineatus*; *abdomen*, *pedes et alæ chalybea*; *abdomen basi albo hirtum*.

*Asilus iopterus*, Wied.

Brazil.

125. *ASILUS CÆRULEIVENTRIS*.

Mas. *Niger*; *mystax albus*; *thorax albido tomentosus*; *abdomen cæruleo-nigrum*; *alæ hyalinæ*, *costa et apice cinereis*.

*Asilus cæruleiventris*, Macq. *Dipt. Exot. Suppl.* 1, 93, 52.

Colombia.

126. *ASILUS ABDOMINALIS*.

Mas. *Fulvescens*; *antennæ nigre*; *mystax albus*; *thorax nigro vittatus*; *abdomen album*; *pedes nigri*, *tibiis obscure rufescentibus*; *alæ nigro-violacæ*.

*Asilus abdominalis*, Wied. *Dipt. Exot.* i. 185, 5; *Auss. Zweifl.* i. 432, 12.

South America.

127. *ASILUS LUCTUOSUS*.

Mas. *Ater*; *abdomen apice fuscum*; *tibiæ tarsique anteriora testacea*, *hi intus nigri*; *alæ violaceo-fuscæ*.

*Asilus luctuosus*, Macq. *Dipt. Exot.* i. 2, 146, 28.

Brazil.

128. *ASILUS GERION*.

*Asilus Gerion*, *Cat. of Diptera*, Pt. 2, 433.

Brazil.



## 129. ASILUS AURIBARBIS.

Mas. et fœm. *Niger*; *mystax niger*; *barba fulvida*; *thorax fulvus, nigro vittatus*; *abdomen incisuris albis*; *alæ flavescentes*; *mas. tibiæ rufescentes*.

*Asilus auribarbis*, Hoffm.; *Wied. Dipt. Exot. i. 186, 8*; *Auss. Zweifl. i. 437, 19*.

Brazil.

## 130. ASILUS HIMANTOCERUS.

Fœm. *Fuscus*; *mystax niger*; *antennæ ochraceo-fuscæ, articulo 3o nigro compresso elongato*; *thorax vittis tribus nigro-fuscis*; *abdomen nigro-fuscum, incisuris albis*; *pedes flavescentes, fusco varii*; *alæ subflavescentes, dimidio costali fusco*.

*Asilus himantocerus*, *Wied. Auss. Zweifl. i. 447, 34*.

Brazil.

## 131. ASILUS NIGRINUS.

Mas. *Ater, cinereo pubescens*; *thorax vittis nigris*; *abdomen incisuris albis*; *alæ flavescente hyalinæ*.

*Asilus nigrinus*, *Macq. Dipt. Exot. Suppl. 3, 30, 64, pl. 3, f. 5*.

Brazil.

## 132. ASILUS ALBIPILOSUS.

Mas. *Cinereus*; *mystax niger, subtus albus*; *thorax vittis fere contiguis nigris*; *abdomen nigrum, incisuris albidis*; *pedes nigri, albo hirti, tibiis anticis intus fulvo tomentosis*; *alæ subflavescentes, apice margineque postico subflavescentes*.

*Asilus albipilosus*, *Macq. Dipt. Exot. Suppl. 1, 92, 51*.

Brazil. Bogotà.

## 133. ASILUS TATIUS.

*Asilus Tattius*, *Diptera Saundersiana, Pt. 2, 148*.

Colombia.

## 134. ASILUS HERDONIUS.

*Asilus Herdonius*, *Diptera Saundersiana, Pt. 2, 140*.

South America.

## 135. ASILUS GAMAXUS.

*Asilus Gamaxus*, *Diptera Saundersiana*, Pt. 2, 142.  
Colombia.

## 136. ASILUS LYCORIUS.

*Asilus Lycorius*, *Diptera Saundersiana*, Pt. 2, 143.  
South America.

## 137. ASILUS BARBATUS.

*Niger*; *thorax rubro vittatus*; *mystax, abdominis apex et tibia posticæ albida*.

*Asilus barbatus*, *Fabr. Ent. Syst.* iv. 379, 12; *Syst. Antl.* 155, 7.  
*Wied. Dipt. Exot.* i. 187, 9; *Auss. Zweifl.* i. 439, 22.

Brazil. Cayenne.

## 138. ASILUS EUPATOR.

*Asilus Eupator*, *Diptera Saundersiana*, Pt. 2, 147.  
Brazil.

## 139. ASILUS GAVIUS.

*Asilus Gavius*, *Diptera Saundersiana*, Pt. 2, 151.  
Brazil.

## 140. ASILUS SERVILLEI.

*Mas. Niger*; *facies flava*; *mystax supra niger*; *thorax cinereo-fuscus, vittis nigris*; *tibiæ fulvæ, apice nigræ*; *alæ fuscescentes, basi pallidiores*.

*Asilus Servillei*, *Macq. Hist. Nat., Dipt.* i. 313, 37.

Brazil.

## 141. ASILUS LEBASII.

*Fœm. Cinereus*; *thorax flavidus nigro vittatus*; *abdomen nigricans, tessellatum*; *pedes nigri, tibiis rufis, metatarsis rufescentibus*; *alæ subflavescentes, areolarum posticarum disci cinereis*.

*Asilus Lebasii*, *Macq. Dipt. Exot.* i. 2, 148, 34; *Suppl.* 1, 93, 53.

Colombia.

## 142. ASILUS CONSANGUINEUS.

Fœm. *Niger*; *facies barbaque albæ*; *mystax subtus flavus*; *thorax cinereus, vittis nigris*; *abdomen cinereo tomentosum*; *tibiæ testaceæ*; *alæ subhyalinæ apice posticeque cinereæ*.

*Asilus consanguineus*, Macq. *Dipt. Exot. Suppl.* 1, 93, 54.

Cayenne.

## 143. ASILUS GAYI.

Fœm. *Cinereus*; *antennarum articulo 3us elongatus*; *abdomen vitta dorsali lata nigra, incisuris cinereis*; *pedes nigri, tibiis rufis apice nigris*; *alæ hyalinæ, apice subfuscæ*.

*Asilus Gayi*, Macq. *Dipt. Exot.* i. 2, 148, 35. Blanch. Gay, *Hist.*

*Fis. Chile, Zool.* iii. 270, 1, pl. 2, f. 12.

Chili.

## 144. ASILUS ANTIPHUS.

*Asilus Antiphus*, *Cat. of Diptera*, Pt. 2, 443.

Brazil.

## 145. ASILUS HEBES.

Fœm. *Cinereus*; *caput et pectus cana*; *mystax parvus, setis supra nigris, subtus albidis*; *thorax vittis duabus dorsalibus maculisque sex lateralibus nigricantibus*; *abdominis segmenta maculis quadratis dorsalibus nigris*; *pedes obscure fulvi, femoribus nigris*; *alæ subcinereæ*.

Cinereous. Head and pectus hoary. Mystax with black bristles above and with whitish bristles beneath. Thorax with two dorsal blackish stripes, and on each side with three blackish spots. Abdominal segments with large subquadrate dorsal blackish spots, which diminish in size towards the base; tip black, shining. Legs reddish tawny; coxæ and femora black; tibiæ indistinctly marked with black. Wings grayish; veins black. Halteres testaceous. Length of the body  $5\frac{1}{2}$ —6 lines; of the wings 9—10 lines.

a, b. Santarem, Brazil. From Mr. Bates' collection.

## 146. ASILUS BALETUS.

*Asilus Baletus*, *Cat. of Diptera*, Pt. 2, 427.

Venezuela.

## 147. ASILUS RUFIPALPIS.

Fœm. *Ater*; *antennæ basi testaceæ*; *palpi rufi*; *abdomen cinereo pubescens*; *pedes castanei*; *alæ subcinereæ*.

*Asilus rufipalpis*, *Macq. Dipt. Exot. i. 2, 146, 29.*

Brazil.

## 148. ASILUS CTESICLES.

*Asilus Ctesicles*, *Diptera Saundersiana*, Pt. 2, 149.

South America.

## 149. ASILUS RUFINUS.

Mas. et fœm. *Rubidus*; *mystax flavido-albus*, *setis supra nonnullis nigris*; *thorax flavidus, fusco vittatus*; *alæ flavescentes*.

*Asilus rufinus*, *Wied. Zool. Mag. iii. 47, 8*; *Dipt. Exot. i. 189, 12*; *Auss. Zweifl. i. 441, 25.*

Brazil.

## 150. ASILUS LEONIDES.

*Asilus Leonides*, *Diptera Saundersiana*, Pt. 2, 150.

Rio Janeiro.

## 151. ASILUS CARBONARIUS.

Mas et fœm. *Anthracinus*; *mystax flavidus, nonnunquam albidus*; *thorax vittis et abdomen incisuris subcinereis*; *alæ subflavescentes, apice infumate*.

*Asilus carbonarius*, *Wied. Auss. Zweifl. i. 454, 44.*

Brazil.

## 152. ASILUS MACULARIS.

Mas et fœm. *Niger*; *mystax flavo-albus*; *thoracis latera helva*; *abdomen utrinque maculis niveis*; *alæ flavescentes*. Mas.—*Tibiæ flavido-fusce*.

*Asilus macularis*, *Wied. Dipt. Exot. i. 193, 19*; *Auss. Zweifl. i. 447, 33.* *Macq. Dipt. Exot. i. 2, 147, 32.*

Brazil.

## 153. ASILUS THERIMACHUS.

*Asilus Therimachus*, *Diptera Saundersiana*, Pt. 2, 137.

Brazil.

## 154. ASILUS LONGIUSCULUS.

Mas. *Cinereus*; *caput subtile et pectus albida, illum antice subauratum*; *mystax pallide flavus*; *thorax vittis tribus latissimis nigricantibus, lateralibus interruptis*; *abdominis dorsum nigricans, marginibus posticis cinereis, apice nigro nitido*; *pedes nigri, tibiis fulvis*; *alæ fuscae*; *halteres nigri*.

Cinereous. Head pale and slightly gilded in front, whitish and clothed with white hairs beneath. Thorax with three very broad blackish stripes; middle one subdivided; lateral pair obliquely interrupted. Abdomen blackish above; hind borders of the segments cinereous. Sexualia black, shining. Legs black; tibiæ tawny. Wings brown; veins and halteres black. Length of the body 7 lines; of the wings 10 lines.

a. Santarem, Brazil. From Mr. Bates' collection.

## 155. ASILUS CLAVATUS.

*Melleus*; *antennæ nigrae, basi fulvae*; *palpi fulvi*; *pedes flavi, femoribus supra nigricantibus*; *alæ flavescentes*. Mas.—  
*Anus crassus, lamella cornea munitus*.

*Asilus clavatus, Macq. Dipt. Exot. i. 2, 147, 30.*

Brazil.

## 156. ASILUS TENUIS.

Mas. *Albidus*; *mystax albus*; *antennæ nigrae, articulo 3o basi flavescente*; *thorax nigro vittatus*; *abdomen parum nigellum*; *pedes lutei, femoribus supra nigris, posticis fascia apicali nigra*; *alæ limpidæ, apice et margine postico cinereis*.

*Asilus tenuis, Wied. Auss. Zweifl. i. 448, 35.*

Brazil.

## 157. ASILUS MELLIPES.

Mas. *Cinereus*; *mystax flavescens*; *antennæ nigrae*; *thorax nigro vittatus*; *abdomen fuscum, utrinque canescens*; *pedes flavi, tibiis posticis femoribusque nigro vittatis*; *alæ subflavescentes*.

*Asilus mellipes, Wied. Auss. Zweifl. i. 452, 41.*

Brazil.

## 158. ASILUS MUCIUS.

*Asilus Mucius*, *Cat. of Diptera*, Pt. 2, 463.

Monte Video.

## 159. ASILUS HILARII.

*Ater*; *barba alba*; *abdominis incisuræ albidæ*; *pedes mellei*,  
*femoribus tibiisque apice tarsisque nigris*; *alæ subflavescentes*.

*Asilus Hilarii*, *Macq. Dipt. Exot.* i. 2, 147, 31.

Brazil.

## 160. ASILUS 6-MACULATUS.

Fœm. *Canus*; *caput subtus albo pilosum*; *mystax setis paucis albidis*; *thorax vittis duabus dorsalibus maculisque sex lateralibus nigricantibus*; *abdomen pubescens*; *pedes fulvi*, *femoribus posterioribus apice nigricantibus*, *tarsis nigricantibus basi fulvis*; *alæ subcinereæ*.

Hoary. Head clothed beneath with white hairs. *Mystax* small, with whitish bristles. Antennæ black. Thorax with two dorsal blackish stripes, and on each side with three blackish spots. Abdomen slightly pubescent; tips black, shining. Legs tawny; hind tarsi, and tips of the posterior femora, of the hind tibiæ, and of the anterior tarsi, black. Wings slightly grayish; veins black. Halteres testaceous. Length of the body 5 lines; of the wings 9 lines.

*a. Santarem*, Brazil. From Mr. Bates' collection.

## 161. ASILUS LUTIPES.

Fœm. *Cinereus*; *mystax albidus*; *antennæ luteæ*; *thorax vittis tribus fuscis*; *abdomen glaucescens*; *pedes lutei*, *femoribus tibiisque posticis apice fuscis*; *alæ sublimpidæ*.

*Asilus lutipes*, *Wied. Auss. Zweifl.* i. 454, 45.

Brazil.

## 162. ASILUS COLOMBIÆ.

Fœm. *Ater*; *antennæ basi*, *pedes*, *abdominisque segmenta 2um et 3um apud margines posticos testaceæ*; *alæ flavidæ*, *apice fuscæ*.

*Asilus Colombiæ*, *Macq. Dipt. Exot.* i. 2, 148, 33.

Colombia.

## 163. ASILUS CALATINUS.

*Asilus Calatinus*, *Cat. of Diptera*, Pt. 2, 436.

Brazil.

Canary Isles.

A. Alæ non flavescentes.

A. *Mystax niger*. - - - - - *fuscus*, *Macq.*

B. *Mystax albo-nigroque mixtus*. - *fuscifemoratus*, *Macq.*

C. *Mystax niger*, *subtus parum albus*. - *nigrifemoratus*, *Macq.*

D. *Mystax albus*, *supra parum niger*. - *dimidiatus*, *Macq.*

B. Alæ subflavescentes. - - - - - *Sauleyi*, *Macq.*

## 164. ASILUS FUSCUS.

Mas. *Nigricans*; *facies nigra*, *cinereo micans*; *barba alba*; *mystax niger*; *thorax cinereus*, *nigro vittatus*; *abdomen nigrum*, *incisuris albis*; *pedes nigri*, *tibiis posticis intus rufo pubescentibus*, *metatarso testaceo*; *alæ obscuræ*, *disco subhyalinæ*.

*Asilus plebeius*, *var.?*

*Asilus fuscus*, *Macq. Hist. des Iles Canaries, de Webb et Berthelot*; *Dipt. Exot. i. 2, 139, 11.*

## 165. ASILUS FUSCIFEMORATUS.

Mas. *Cinereus*; *barba alba*; *mystax albo-nigroque mixtus*; *thorax fusco vittatus*; *abdomine nigrum*, *cinereo micans*, *incisuris albidis*; *pedes testacei*, *femoribus ante nigricantibus*; *alæ apice subobscuræ*.

*Asilus fuscifemoratus*, *Macq. Hist. des Iles Canaries, de Webb et Berthelot*; *Dipt. Exot. i. 2, 139, 10.*

## 166. ASILUS NIGRIFEMORATUS.

*Cinereus*; *facies barbaque albicantes*; *mystax niger*, *subtus parum albus*; *antennæ nigrae*; *thorax fusco vittatus*; *abdomen nigro micans*, *incisuris albis*; *pedes testacei*, *postici nigri*; *alæ apice subfusca*.

*Asilus nigrifemoratus*, *Macq. Hist. Nat. des Iles Canaries, de Webb et Berthelot*; *Dipt. Exot. i. 2, 138, 9.*

*Asilus varipes*, *var.?*

## 167. ASILUS DIMIDIATUS.

**Mus.** *Cinereus*; *barba alba*; *mystax albus, supra parum niger*; *thorax nigro vittatus*; *abdomen fusco micans, incisuris albidis*; *pedes rufi*; *femoribus apice nigris, tarsis nigris basi rufis*. Long.  $4\frac{1}{2}$  lin.

*Asilus dimidiatus, Macq. Hist. des Iles Canaries, de Webb et Berthelot; Dipt. Exot. i. 2, 140, 12.*

*Asilus striatus, Meig., var.?*

## 168. ASILUS SAULEYI.

**Fœm.** *Ater*; *mystax abdominis incisuræ albæ*; *pedes rufi, femoribus nigris*; *alæ subflavescentes*.

*Asilus Sauleyi, Macq. Dipt. Exot. i. 2, 150, 39.*

St. Lorenzo, Canary Isles.

Africa.

## Group LOPHONOTUS.

A. *Mystax niger*.

A. *Venæ cubitalis et externo-media la non conjunctæ.*

a. *Corpus æneum, aut subæneum.*

a. *Alæ subcinereæ.* - - - - *nigricans, Wied.*

b. *Alæ subflavescentes.* - - - - *comatus, Wied.*

b. *Corpus non ænescens.* - - - - *pellitus, Wied.*

B. *Venæ cubitalis et externo-media la conjunctæ.*

*heteroneurus, Macq.*

B. *Mystax albus, nigro varius.*

A. *Alæ limpidae.*

a. *Abdomen maculis trigonis.* - - - - *suillus, Fabr.*

b. *Abdomen vittæ nigella.* - - - - *molitor, Wied.*

c. *Abdomen unicolor.* - - - - *Isse, Walk.*

B. *Alæ subfulvæ.* - - - - *Ladon, Walk.*

C. *Mystax rufus, nigro limbatus.* - - - - *rufus, Macq.*

D. *Mystax flavus, nigro limbatus.* - - - - *flavibarbis, Macq.*

E. *Mystax albus, nigro limbatus.*

A. *Corpus ænescens.*

a. *Venæ externo-medie 3a et 4a ad marginem conjunctæ.*

*incisuralis, Macq.*

b. *Venæ externo-medie 3a et 4a ante marginem conjunctæ.*

*forcipatus, Macq.*

B. *Corpus non ænescens.* - - - -

*geniculatus, Macq.*

F. *Mystax flavus.*



- A. Tibiæ nigræ.  
 A. Corpus submetallicum. - - - chalcogaster, *Wied.*  
 B. Corpus non metallicum. - - - - Abuntius, *Walk.*  
 B. Tibiæ rufæ, apice nigræ.  
 A. Alæ flavescentes. - - - - tibialis, *Macq.*  
 B. Alæ limpidæ. - - - - - Noas, *Walk.*  
 C. Tibiæ tarsique obscure fulva. - - - Amazænes, *Walk.*  
 D. Pedes fuscii. - - - - - Phæax, *Walk.*  
 G. Mystax flavescente albus. - - - - Aphellas, *Walk.*  
 H. Mystax albus.  
 A. Femora subtus testacea. - - - - albibarbis, *Macq.*  
 B. Femora tota nigra.  
 a. Abdomen fuscum, fasciis canis. - - - Androclea, *Walk.*  
 b. Abdomen non fasciatum. - - - - Paron, *Walk.*

## Sub-group 1.

*Mas.* Corpus angustum. Caput subtus densissime pilosum. Facies convexa. Mystax densissime setosus, usque ad antennas ascendens. Proboscis crassa, lanceolata. Thorax subcompressus, carinatus. Abdomen thorace multo longius. Sexualia longa; forceps rectus, utrinque furcatus. Pédés validi, hirti, spinis crassis breviusculis; femora incrassata.

Radial vein as usual. Cubital vein forked at two-thirds of its length; forks nearly straight. First externo-medial vein much curved near its base; second straight; third forming a slightly acute angle with the præbrachial, joining the fourth rather far from the border. Subanal joining the anal at some distance from the border.

*Asilus chalcogaster, Wied.*

## Sub-group 2.

Cubital vein forked at a little before two-thirds of its length; forks nearly straight, diverging. First externo-medial vein curved near the base; second straight; third very slightly curved, forming a slightly obtuse angle with the præbrachial, joining the fourth not far from the border. Subanal joining the anal near the border.

*Asilus Noas, Walk.; A. Isse, Walk.; A. Amazænes, Walk.; A. Aphellas, Walk.*

## Sub-group 3.

Cubital vein forked at a little beyond two-thirds of its length; forks nearly straight. First and second externo-medial veins

straight; third very slightly curved, forming an almost right angle with the præbrachial, joining the fourth far from the border. Sub-anal joining the anal near the border.

*Asilus Abuntius*, *Walk.*

#### Sub-group 4.

Cubital vein forked at much beyond half its length; forks nearly straight. First and second externo-medial veins nearly straight; third slightly curved, forming a very slightly obtuse angle with the præbrachial, joining the fourth far from the border. Sub-anal joining the anal close to the border.

*Asilus Paron*, *Walk.*

#### 160. ASILUS NIGRICANS.

Fœm. *Æneo-nigellus*; *mystax niger*; *antennæ nigrae*; *thorax nigro cristatus*; *abdomen maculis trapezoideis aeneis*; *tibiæ basi rufescentes*; *alæ subcinerae*.

*Asilus nigricans*, *Wied. Dipt. Exot. i. 195, 23*; *Auss. Zweifl. i. 453, 43.*

Cape.

#### 161. ASILUS COMATUS.

Fœm. *Ænescens*; *mystax niger*; *antennæ nigrae*; *thorax flavidus, cristatus, vitta lata fusca*; *abdomen flavo-fuscum, vitta e maculis nigro-aeneis*; *alæ subflavescentes*.

*Asilus comatus*, *Wied. Dipt. Exot. i. 193, 20*; *Auss. Zweifl. i. 449, 37.*

Cape.

#### 162. ASILUS PELLITUS.

Mas. et fœm. *Niger, cervino hirtus*; *mystax niger*; *antennæ nigrae*; *thoracis crista cervina, vitta nigra*; *abdominis vitta et incisuræ nigrae*; *alæ limpidæ, apice subflavescentes*.

*Asilus pellitus*, *Wied.*

Cape.

#### 163. ASILUS HETERONEURUS.

Mas. *Æneus, cinereo pubescens*; *pedes nigris*; *alæ macula fusca*; *venæ cubitalis et externo-media la conjunctæ*.

*Lophonotus heteroneurus*, *Macq. Dipt. Exot. i. 2, 128, 7, pl. 10, f. 4.*

Cape.

## 164. ASILUS SUILLUS.

Fœm. *Nigellus*, albido hirtus; mystax albus, setis plurimis nigris; thorax crista nigra; abdomen maculis trigonis; tibiæ castaneo-fusæ; alæ limpidaæ.

*Dasygogon suillus*, Fabr.

*Lophonotus suillus*, Macq. *Dipt. Exot.* i. 2, 126, 3, pl. 10, f. 7.

Cape.

## 165. ASILUS MOLITOR.

Mas. *Canus*; albo pilosus; mystax albus, setis supra nonnullis nigris; antennæ nigrae; thorax fusco vittatus; abdomen vittu nigella; tibiæ basi rufescentes; alæ limpidaæ.

*Asilus molitor*, Wied.

Cape.

## 166. ASILUS ISSE.

*Asilus Isse*, *Cat. of Diptera*, Pt. 2, 449.

South Africa.

## 167. ASILUS LADON.

*Asilus Ladon*, *Cat. of Diptera*, Pt. 2, 412.

South Africa.

## 168. ASILUS RUFUS.

Mas. *Æneus*, rufo hirsutus; mystax rufus nigro limbatus; tibiæ posteriores extus flavæ; alæ flavescentes.

*Lophonotus rufus*, Macq. *Dipt. Exot.* i. 2, 129, 9, pl. 10, f. 6.

Cape.

## 169. ASILUS FLAVIBARBIS.

Mas. *Ænescens*, flavido pubescens; mystax flavus-nigro limbatus, tibiæ basi castaneæ; alæ hyalinaæ.

*Lophonotus flavibarbis*, Macq. *Dipt. Exot.* i. 2, 127, 4.

Cape.

## 170. ASILUS INCISURALIS.

Mas. *Ænescens*, albido pubescens; mystax albus, nigro limbatus; abdominis incisuræ albidæ; forceps brevis; alæ hyalinaæ, venis externo-mediis 3a et 4a ad marginem conjunctis.

*Lophonotus incisuralis*, Macq. *Dipt. Exot.* i. 2, 128, 6.

Cape.

## 171. ASILUS FORCIPATUS.

Mas. *Ænescens, cinereo pubescens; mystax albus, nigro limbatus; abdominis incisuræ albidæ; genua testacea; alæ subhyalinæ, venis externo-mediis 3a et 4a ante marginem conjunctis.*

Lophonotus forcipatus, *Macq. Dipt. Exot. i. 2, 127, 5, pl. 10, f. 5.*

Cape.

## 172. ASILUS GENICULATUS.

Fœm. *Nigellus, cinereo pubescens; mystax albidus, nigro limbatus; pedes viridi nigri, tibiis basi fulvis; alæ hyalinæ, areolarum marginalium et posticorum discis cinereis.*

Lophonotus geniculatus, *Macq. Dipt. Exot. i. 2, 129, 8.*

Cape.

## 173. ASILUS CHALCOGASTER.

Mas. et fœm. *Æneus; mystax aureo-flavus; antennæ nigre; thorax nigro cristatus; tibiæ basi castaneo-fuscæ; alæ subflavescentes.*

Asilus chalcogaster, *Wied. Zool. Mag. iii. 35, 50; Dipt. Exot. i. 189, 13; Auss. Zweifl. i. 442, 26.*

a. Cape. From Mr. Saunders' collection.

Var.? *Ænescens, cinereo pubescens; mystax aurantiacus; abdominis forceps elongatus; alæ flavescentes.*

Lophonotus auribarbis, *Macq. Dipt. Exot. i. 2, 126, 1, pl. 10, f. 3.*

Cape.

## 174. ASILUS ABUNTIUS.

Asilus Abuntius, *Cat. of Diptera, Pt. 2, 447.*

South Africa.

## 175. ASILUS TIBIALIS.

Fœm. *Viridi-niger; flavo pilosus; pedes nigri, tibiis rufis apice nigris; alæ flavescentes, areola 4a postica obliqua.*

Lophonotus tibialis, *Macq. Dipt. Exot. i. 2, 126, 2.*

Cape.

## 176. ASILUS NOAS.

*Asilus Noas*, *Cat. of Diptera*, Pt. 2, 448.

South Africa.

## 177. ASILUS AMAZÆNES.

*Asilus Amazænes*, *Cat. of Diptera*, Pt. 2, 447.

South Africa.

## 178. ASILUS PHÆAX.

*Asilus Phæax*, *Cat. of Diptera*, Pt. 2, 412.

South Africa.

## 179. ASILUS APHELLAS.

*Asilus Aphellas*, *Cat. of Diptera*, Pt. 2, 447.

South Africa.

## 180. ASILUS ALBIBARBIS.

Fœm. *Niger*; *barba mystaxque-alba*; *pedes testacei, femoribus supra nigris*; *alæ subhyalinæ*.

*Lophonotus albibarbis*, *Macq. Dipt. Exot. Suppl.* 1, 87, 12.

Cape.

## 181. ASILUS ANDROCLEA.

*Asilus Androclea*, *Cat. of Diptera*, Pt. 2, 411.

South Africa.

## 182. ASILUS PARON.

*Asilus Paron*, *Cat. of Diptera*, Pt. 2, 450.

South Africa.

A. *Mystax ferrugineo-nigroque varius*. - - - *Schedius*, *Walk.*

B. *Mystax albo-nigroque varius*.

A. *Pedes nigri*.

a. *Tibiæ basi testaceæ*. - - - *fusco-cinereus*, *Macq.*

b. *Tibiæ posticæ rufæ*. - - - *periscelis*, *Macq.*

c. *Tibiæ subtestaceæ*. - - - *incisuralis*, *Macq.*

B. *Pedes fulvi, extus fusco-castanei*. - *Ægyptius*, *Macq.*

C. *Mystax niger, subtus flavus*.

A. *Alæ hyalinæ*. - - - *forficula*, *Macq.*

- B.* Alæ flavescentes, apice fuscescentes. - nigribarbis, *Macq.*  
*D.* *Mystax* rufus. - - - - - hirtipes, *Macq.*  
*E.* *Mystax* flavus aut flavescens.  
*A.* Pedes nigro-ænei, tibiis testaceis. - flavo-pilosus, *Macq.*  
*B.* Pedes badii. - - - - - brunnipes, *Fabr.*  
*C.* Pedes ferruginei, femoribus nigro vittatus. Scaurus, *Walk.*  
*D.* Pedes fulvi. - - - - - dubius, *Macq.*  
*F.* *Mystax* albus aut albidus.  
*A.* Alæ macula apicali fusca. - - - - - acrobaptus, *Wied.*  
*B.* Alæ non maculatæ.  
*A.* Abdomen fusco maculatum. - - - - - dorsiger, *Wied.*  
*B.* Abdomen non maculatum.  
*a.* Corpus flavidum. - - - - - Osiris, *Wied.*  
*b.* Corpus cinereum aut albidum.  
*E.* Pedes ex parte pallidi.  
*i.* Femora et tibiæ apice nigra. - - - bipartitus, *Macq.*  
*ii.* Femora nigro vittata. - - - femoralis, *Wied.*  
*F.* Pedes cinerei. - - - - - Alaster, *Walk.*  
*G.* *Mystax* ———? - - - - - Tangeri, *Boisd.*

## Group 1.

Corpus magnum. Caput densissime pilosum. Facies valde convexa. *Mystax* dense setosus. Proboscis lanceolata. Antennarum articulus 1us 2o longior; 3us lanceolatus, 1o et 2o conjunctim æqualis; arista valida, 3o multo brevior. Thorax et abdominis incisuræ setis lateralibus albis. Abdomen subcylindricum, thorace duplo longius. Pedes validi, hirti, albo spinosi. *Mas.*—Abdomen sublineare. Sexualia parva, hirta. *Fam.*—Abdomen oblanceolatum, apice compresso lævi nitido.

Cubital vein forked at very much beyond half its length; fore fork almost straight; hind fork slightly undulating. First and second externo-medial veins straight, excepting a very obtuse angle near the base of the first; third slightly curved, forming a slightly obtuse angle with the præbrachial, joining the fourth far from the border. Subanal joining the anal near the border.

*Asilus* Scaurus, *Walk.*

## Group 2.

*Mas.* Corpus mediocre, fere nudum. Caput subtus pilosum. Facies fere plana. *Mystax* parce setosus. Proboscis sublinearis. Antennarum articulus 1us 2o multo longior; 3us lanceolatus, 1o vix longior; arista sat valida, 3o vix brevior. Thorax setis paucis

lateralibus et posticis. Abdomen gracile, suboblanceolatum, thorace duplo longius, incisuris utrinque parce setosis. Sexualia minima. Pedes validi, spinosi, parce hirti.

Wings ribbed transversely, and slightly dilated in front along the stigma. Cubital vein forked at a little before two-thirds of its length; fore fork slightly undulating; hind fork nearly straight. Externo-medial veins nearly straight; third forming an obtuse angle with the præbrachial, joining the fourth very far from the border. Subanal joining the anal near the border. Discal arcolet very narrow, except at each end, on account of the curve of the præbrachial hind fork.

*Asilus dubius*, Macq.

### Group 3.

*Fam.* Corpus gracile, fere nudum. Caput subtus pilosum. Facies plana. Mystax parvus, setis paucis. Proboscis gracilis, linearis. Antennarum articulus 1us 2o duplo longior; 3us lanceolatus, 1o vix brevior; arista 3o paullo longior. Thoracis latera setis paucis. Abdomen longi-oblanceolatum, thorace triplo longius. Pedes graciles, breviusculi, parum spinosi.

Radial vein curved at its tip. Cubital forked at before half its length; fore fork forming at its base a slightly obtuse angle, which emits a branch, hardly curved from thence to its tip; hind fork curved towards the first externo-medial, and joining it close to the border. First and second externo-medial veins nearly straight; third slightly curved, forming an obtuse angle with the præbrachial, joining the fourth far from the border. Subanal joining the anal very near the border.

*Asilus femoralis*, Wied.

### Group 4.

*Mas.* Corpus longiusculum, fere nudum. Caput ademptum. Thoracis latera et abdomen setis paucis. Abdomen vix oblanceolatum, apice fasciculatum, thorace plus duplo longius. Sexualia parva. Pedes graciles, setosi, vix hirti.

This differs much from the other groups of *Asilus*, and may possibly belong to another genus.

Radial vein joining the subcostal very far from the tip of the latter. Cubital forked at about two-thirds of its length; fore fork nearly straight, joining the subcostal very near the tip of the latter;

hind fork and first externo-medial vein slightly curved forward, and parallel to each other; second externo-medial nearly straight; third forming a slightly acute angle with the præbrachial, joining the fourth far from the border. Subanal joining the anal far from the border.

*Asilus Alastor*, *Walk.*

183. *ASILUS SCHEDIUS.*

*Asilus Schedius*, *Cat. of Diptera*, Pt. 2, 430.

South Africa.

184. *ASILUS FUSCO-CINEREUS.*

*Mas. Fusco-cinereus*; abdomen micans, linea dorsali nigra, incisuris cinereis; pedes nigri, tibiis basi testaceis; alæ flavescens, apice subfusca.

*Asilus fusco-cinereus*, *Macq. Dipt. Exot.* i. 2, 137, 7; *Explor. Scient. Alg.* iii. *Ins.* 440, 73.

Algiers.

185. *ASILUS PERISCELIS.*

*Cinereo-flavescens*; mystax nigro-alboque varius; barba alba; thorax vittis nigris; abdomen nigrum, cinereo tomentosum; pedes nigri, tibiis posticis rufis; alæ limpidæ, apice cinereæ; halteres flavi.

*Asilus periscelis*, *Macq. Expl. Scient. Alg.* iii. *Ins.* 442, 79, pl. 3, f. 3.

Algeria.

186. *ASILUS INCISURALIS.*

*Mas. Ater*; thorax cinereus, nigro vittatus; abdomen basi incisurisque albidis; tibiæ subtestaceæ; alæ fuscana, dilatata.

*Asilus incisuralis*, *Macq. Dipt. Exot.* i. 2, 140. 13.

Cape.

187. *ASILUS ÆGYPTIUS.*

*Mas. Ater*; abdominis incisuræ albidæ; anus fulvus; pedes fulvi, extus fusco-castanei; alæ hyalinæ, apice subcinereæ.

*Asilus Ægyptius*, *Macq. Dipt. Exot.* i. 2, 137, 5.

Egypt.



## 188. ASILUS FORFICULA.

*Niger; mystax subtus flavus; antennæ basi testaceæ; thorax cinereus, vittis nigris; abdomen cinereo tomentosum; pedes fulvi; alæ hyaline.*

*Asilus forficula, Macq. Dipt. Exot. Suppl. 1, 90, 45, pl. 8, f. 16.*

Caffraria.

## 189. ASILUS NIGRIBARBIS.

*Fœm. Flavo tomentosus; mystax niger, setis nonnullis inferioribus flavescens; thorax nigro-fusco vittatus, margine postico scutelloque albo pilosis; abdomen nigro-cinereum, maculis dorsalibus violaceo nigris; pedes fulvi, hirsuti, femoribus nigro-æneis; alæ flavescens, apice fuscescentes.*

*Asilus nigribarbis, Macq. Dipt. Exot. Suppl. 1, 88, 43.*

Caffraria.

## 190. ASILUS HIRTIPES.

*Niger; mystax barbaque rufa; abdomen vitta dorsali flavida ornatum; pedes hirti, tibiis testaceis apice nigris, tarsi basi testaceis; alæ subrufescentes, venarum discis fuscescentibus; halteres fulvi.*

*Asilus hirtipes, Macq. Expl. Scient. Alg. iii. Ins. 440, 72, pl. 2, f. 9.*

Algeria.

## 191. ASILUS FLAVO-PILOSUS.

*Flavidus; mystax barbaque flavida; thorax vittis nigris; abdomen nigrum; pedes nigro-ænei, tibiis testaceis; alæ limpidæ, areolarum posticarum discis subcinereis.*

*Asilus flavo-pilosus, Macq. Expl. Scient. Alg. iii. Ins. 441, 75.*

Algeria.

## 192. ASILUS BRUNNIPES.

*Fœm. Flavo virens; mystax flavescens; antennæ flavo-cinereæ, apice nigre; abdominis incisuræ gilvæ; pedes badii; alæ limpidæ, apice subcinereæ, costa subflavescens.*

*Asilus brunripes, Fabr. Ent. Syst. iv. 384, 35. Coqueb. Ill. Icon. 114, pl. 25, f. 24. Wied. Auss. Zweifl. i. 428, 6.*

Barbary.

## 193. ASILUS SCAURUS.

*Asilus Scaurus*, *Cat. of Diptera*, Pl. 2, 464.

Tripoli.

## 194. ASILUS DUBIUS.

*Flavidus*; *mystax flavus*; *antennæ nigrae*, *basi testacea*; *thorax vittis nigris*; *abdomen maris cinereum*, *fœm. vitta dorsali nigra*; *pedes fulvi*; *alæ maris rufescentes dilatatae*, *fœm. hyalinae*.

*Asilus dubius*, *Macq. Dipt. Exot. Suppl.* 1, 89, 44, pl. 8, f. 15.

Connects *Asilus* with *Erax*.

South Africa.

Var.? *Mas. Cinereus*; *caput subtile albo pilosum*; *mystax albido testaceus*; *thorax vitta dorsali interlineata duabusque lateralibus interruptis nigro-fuscis*; *abdomen vitta dorsali interrupta nigra-fusca*; *pedes fulvi*, *femoribus extus tarsisque nigris*; *alæ sublimpidæ, unice et apud venas subfufescentes*.

*Male*. Cinereous. Head whitish, and with whitish hairs behind and beneath. *Mystax* with whitish testaceous bristles. *Antennæ* black. *Thorax* with three blackish brown stripes; the middle one divided; the lateral pair interrupted. *Abdomen* with an interrupted dorsal brown-bordered black stripe; tip clothed beneath with yellowish hairs. *Legs* tawny; *femora* on the outer side and *tarsi* black. *Wings* slightly brownish, nearly tipped at the base and along most of the hind border; *veins* black, ferruginous at the base. *Halteres* pale yellow. Length of the body 7 lines; of the wings 11 lines.

a. Port Natal. From M. Gueinzius' collection.

## 195. ASILUS ACROBAPTUS.

*Mas. Canescens*; *mystax albus*; *antennæ nigrae*; *thorax vittatus*; *abdomen nigrum*, *marginibus fuscisque canis*; *tibiae rufescentes*; *alæ subflavescentes*, *macula apicali fusca*.

*Asilus acrobaptus*, *Wied. Auss. Zweifl.* i. 449, 36.

Cape.

## 196. ASILUS DORSIGER.

Fœm. *Canescens*; *mystax albus*; *antennæ nigrae*; *thorax vittatus*; *abdomen e maculis subrhomboidalibus fuscis vittatum, incisuris albis*; *pedes rufescentes, femoribus supra nigris*; *alæ limpidae, venis flavido marginatis.*

*Asilus dorsiger*, *Wied. Auss. Zweifl. i. 436.*

Egypt.

## 197. ASILUS OSIRIS.

Fœm. *Flavidus*; *mystax albus*; *antennæ nigrae*; *thorax vitta media latissima distinctissima nigella*; *abdominis incisurae certo situ albidae*; *pedes nigelli, tibiis basi rubidis*; *alæ limpidae, apice fusco-cinereae.*

*Asilus Osiris*, *Wied. Auss. Zweifl. i. 452, 42.*

Egypt.

## 198. ASILUS BIPARTITUS.

*Albidus*; *mystax barbaque albida*; *thorax vittis nigris*; *abdomen cinereo-fuscanum*; *femora tibiacque antice nigra, postice testacea*; *alæ sublimpidae, apice cinereae*; *halteres testacei.*

*Asilus bipartitus*, *Macq. Expl. Scient. Alg. iii. Ins. 442, 78, pl. 3, f. 2.*

Algeria.

## 199. ASILUS FEMORALIS.

*Cinereus*; *antennæ rufescentes*; *thorax vitta et utrinque puncto fuscis*; *pedes rufescentes, femoribus nigro vittatis*; *alæ limpidae.*

*Asilus femoralis*, *Wied.*

Egypt.

## 200. ASILUS ALASTOR.

*Asilus Alastor*, *Cat. of Diptera, Pt. 2, 444.*

South Africa.

## 201. ASILUS TANGERI.

*Ferrugineus*; *thorax vitta dorsali striisque lateralibus nigris*; *alæ fuscescentes.*

*Asilus Tangeri*, *Boisd. Voy. de l'Astrolabe, Atlas Ent. pl. 12, f. 8.*

Algeria.

## Mauritius.

## Group LOPHONOTUS.

## 202. ASILUS BREONII.

Mas. *Nigellus*, cinereo pubescens; *mystax albidus*; *abdominis incisuræ albida*; *alæ flavescentes*.

Lophonotus Breonii, *Macq. Dipt. Exot. i. 2*, 129, 10.

Mauritius.

## Asia, Arabia.

## 203. ASILUS ARABICUS.

*Cinereus*; *antennæ nigrae*, *basi rufæ*; *pedes rufi*; *alæ subflavescentes*, *apice cinereæ*.

Asilus Arabicus, *Macq. Dipt. Exot. i. 2*, 136, 4.

Arabia.

## • Persia.

## 204. ASILUS LONGITARSIS.

Fœm. *Albidus*; *scutellum cinereum*; *abdomen rufum*; *pedes nigri*, *gracilis*; *alæ hyalinae*.

Asilus longitarsis, *Macq. Dipt. Exot. i. 2*, 140, 14.

Persia.

## 205. ASILUS LUCIDUS.

*Orichalceo micans*; *mystax flavescens*, *setis supra nonnullis nigris*; *thorax fusco trivittatus*; *pedes picei*, *tibiis basi badiis*; *alæ vix flavescentes*.

Asilus lucidus, *Wied. Zool. Mag. ii. 30*; *Dipt. Exot. i. 184*, 3;  
*Auss. Zweifl. i. 429*, 7.

Persia.

## 206. ASILUS PALLENS.

Mas. *Cinereus*; *mystax flavescens*; *antennæ nigrae*; *basi flavescens*; *thorax vitta gemina fusco utrinque in nodum dilatata*; *abdomen flavescens*; *pedes helvoli*; *alæ limpidæ*, *apice subcinereæ*.

Asilus pallens, *Pallas*; *Wied. Zool. Mag. ii. 2*; *Dipt. Exot. i. 194*, 21; *Auss. Zweifl. i. 451*, 39.

Deserts to the South of the Caspian Sea.

## East Indies, Java, Sumatra, China.

- A. *Mystax niger*.  
 A. *Pedes rufi*. - - - - - opulentus, *Walk.*  
 B. *Pedes nigri*. - - - - - atratulus, *Walk.*
- B. *Mystax niger, fulvo aut flavo varius*. - - - clavipes, *Macq.*
- C. *Mystax albidus, nigro varius*. - - - appendiculatus, *Macq.*
- D. *Mystax aureus, flavus, aut flavido-albus*.  
 A. *Alæ flavæ aut subflavæ, apice obscuriores*.  
 A. *Femora nigra*. - - - - - flavescens, *Fabr.*  
 B. *Femora nigro vittata*. - - - - - Philus, *Walk.*  
 C. *Femora pallida*.  
 a. *Abdomen atrum, fulvo fasciatum*. - - - longistylus, *Wied.*  
 b. *Abdomen fuscum, incisuris flavidis*. Bengalensis, *Macq.*  
*Abdomen fulvum, apice fuscum*. - - - nudipes, *Macq.*
- B. *Alæ flavescentes*. - - - - - Chinensis, *Fabr.*
- C. *Alæ limpidæ, venis flavo-fusco limbatis*. penultimus, *Walk.*
- D. *Alæ limpidæ, vix flavescentes*. - - - xanthopus, *Wied.*
- E. *Alæ limpidæ aut sublimpidæ*.  
 A. *Femora nigra*. - - - - - bifidus, *Fabr.*  
 B. *Femora nigra, ferrugineo varia*. - - - Congedus, *Walk.*  
 C. *Femora flava*.  
 a. *Antennæ nigræ*. - - - - - griseus, *Wied.*  
 b. *Antennæ rufæ, apice nigræ*. - - - Duvaucelii, *Macq.*
- E. *Mystax cinereus*. - - - - - pusio, *Wied.*
- F. *Mystax cinereo-albidus*. - - - - - annulatus, *Fabr.*
- G. *Mystax albus, aut albidus*.  
 A. *Antennæ nigræ*.  
 A. *Alæ subflavescentes*. - - - - - agilis, *Wied.*  
 B. *Alæ hyalinæ*.  
 a. *Thorax vitta fusca*. - - - - - lætus, *Wied.*  
 b. *Thorax non vittatus*. - - - - - trifarius, *Macq.*
- B. *Antennæ fulvæ, aut flavæ*.  
 A. *Alæ subfulvæ*. - - - - - Iamenus, *Walk.*  
 B. *Alæ hyalinæ*.  
 a. *Thorax cinereus*. - - - - - flavicornis, *Macq.*  
 b. *Thorax fuscus, lateribus fulvis, aut canis*.  
 i. *Femora nigro vittata*. - - - - - paterculus, *Walk.*  
 ii. *Femora non vittata*. - - - - - præfniens, *Walk.*  
 c. *Thorax fuscus, vittis quinque fulvis*. - - - Barium, *Walk.*

## Group 1.

*Fœm.* Corpus parvum, gracile. Caput subtus parce pilosum. Facies parum convexa. Mystax dense setosus, ad antennis fere ascendens. Proboscis lanceolata. Antennarum articulus 1us 2o duplo longior; 3us lanceolatus, 1o non longior; arista 3o vix longior. Abdomen oblanceolatum, thorace duplo longius, alas non superans, apicem versus compressum et substylatum. Pedes validi, spinosi, parce hirti; antici longissime spinosi.

Cubital vein very long, forked at much before half its length; fore fork nearly straight; hind fork slightly undulating. Externo-medial veins nearly straight; third forming an obtuse angle with the præbrachial, joining the fourth far from the border. Subanal joining the anal near the border.

*Asilus atratulus, Walk.*

## Group 2.

*Fœm.* Corpus latum, dense hirtum. Caput subtus pilosum. Facies subconvexa. Mystax sæt dense setosus. Proboscis crassa, lanceolata. Abdominis dimidium basale obconicum, thorace non longius; dimidium apicale stylatum. Pedes crassi, spinosi, parce hirti.

Radial vein straight, curved at its tip, joining the subcostal at some distance from the tip of the latter. Fore fork of the cubital hardly undulating; hind fork rather deeply undulating. First externo-medial curved near the base; second almost straight; third slightly curved, forming a slightly obtuse angle with the præbrachial, joining the fourth at some distance from the border. Subanal joining the anal at some distance from the border.

*Asilus Philus, Walk.*

## Group 3.

Corpus mediocre aut majusculum, fere nudum. Caput subtus parce pilosum. Facies subconvexa. Mystax parce setosus. Proboscis gracilis, lanceolata. Antennarum articulus 1us 2o plus duplo longior; 3us lanceolatus, 1o multo brevior; arista 3o duplo longior. Thoracis abdominisque latera parce setosa. Thorax abdomine duplo latius. Abdomen oblanceolatum, thorace fere duplo longius, alas superans. Pedes robusti, spinosi, parce hirti. Alæ dilatatæ; venæ costalis et subcostalis conjunctæ. *Mas.*—

*Sexualia parva*; *forceps gracilis, subarcuatus*. *Fœm.*—Abdomen apice acuminatum non compressum.

Wings dilated and ribbed transversely in front beyond the middle; costal and subcostal veins united. Radial vein undulating, incrassated before the middle. Cubital vein incrassated from the base to the fork, forked at rather beyond half its length; forks slightly undulating; hind fork joined by an incrassated veinlet with the fore fork of the præbrachial; hind fork of the præbrachial much curved, whereby the middle of the discal areolet is much straightened. First and second externo-medial veins straight; third curved, forming a very obtuse angle with the præbrachial, joining the fourth far from the border. Subanal joining the anal near the border.

*Asilus flavicornis*, *Macq.*; *A. Barium*, *Walk.*; *A. Iamenus*, *Walk.*

#### 207. ASILUS OPULENTUS.

*Asilus opulentus*, *Diptera Saundersiana*, Pt. 2, 150.

East Indies.

#### 208. ASILUS ATRATULUS.

*Fœm.* *Niger, cinereo tomentosus*; *caput antice albidum, subtus albo pilosum*; *thorax nigro trivittatus*; *alæ cineræ, apud baseos sublimpidæ.*

*Fem.* Black, with cinereous tomentum. Head whitish in front, with white hairs beneath. *Mystax* black, with very long bristles. Thorax with three indistinct blackish stripes. Abdomen black and shining towards the tip. Legs black, with short hairs and long slender spines. Wings gray, nearly limpid at the base and in the basal half of the disk. Halteres whitish yellow. Length of the body 5 lines; of the wings 8 lines.

*a.* Java. From the East India Company's collection.

#### 209. ASILUS CLAVIPES.

*Fœm.* *Ater, cinereo pubescens*; *antennæ basi testacæ; pedes flavi*; *alæ hyalinæ, apice subcineræ.*

*Asilus clavipes*, *Macq. Dipt. Exot. i. 2, 142, 19.*

Allied to *Asilus pusio*, *Wied.*

Java.

## 210. ASILUS APPENDICULATUS.

Mas. *Ater, cinereo pubescens; mystax albidus, nigro varius; anus appendice filiformi munitus; tibiæ posticæ testaceæ; alæ hyalinæ.*

*Asilus appendiculatus, Macq. Dipt. Exot. Suppl. 3, 29, 63, pl. 2, f. 3.*

Java.

## 211. ASILUS FLAVESCENS.

Mas. *Flavidus; mystax flavescens; antennæ nigræ, basi rufescentes; thorax vittis olivaceo-fuscanis; abdomen fuscum, fulvo pilosum; pedes nigri, tibiis rubidis; alæ flavescens, apice cinereæ.*

*Dasypogon flavescens, Fabr. Syst. Antl. 169, 26.*

*Asilus flavescens, Wied. Auss. Zweifl. i. 437, 20.*

Java. Sumatra.

## 212. ASILUS PHILUS.

*Asilus Philus, Cat. of Diptera, Pt. 2, 393.*

Silhet.

## 213. ASILUS LONGISTYLUS.

*Fulvus; mystax aureus; antennæ nigræ; thorax vittis nigellis; abdomen atrum, fulvo fuscium; pedes rubidi, femoribus basi genibus tarsisque nigris; alæ flavidæ, apice cinereæ.*

*Asilus longistylus, Wied. Auss. Zweifl. i. 433, 13.*

Java.

## 214. ASILUS BENGALENSIS.

*Rufescens; antennæ flavæ; mystax barbaque flavescens; abdomen fuscum, incisuris flavidis, fœm. apice attenuatum; pedes rufi, fœm. femoribus posterioribus apice nigricantibus; alæ flavidæ, apice fusæ.*

*Asilus Bengalensis, Macq. Dipt. Exot. i. 2, 141, 16, pl. 12, f. 2.*

Bengal.

## 215. ASILUS NUDIPES.

*Fœm. Facies et mystax aurea; thoracis dorsum nigrum lineis albidis; abdomen fulvum, apice fuscum; pedes fulvi, subnudi; alæ flavæ, apice fuscæ.*



*Asilus nudipes*, *Mucq. Dipt. Exot. Suppl.* 2, 42, 56.

East Indies.

216. ASILUS CHINENSIS.

*Flavidus*; *mystax flavescens*; *antennæ ferruginæ*; *thorax fusco vittatus*; *abdomen vitta media obsoleta fusca*; *pedes ferrugini*; *alæ flavescentes*.

*Asilus Chinensis*, *Fabr. Ent. Syst.* iv. 388, 34. *Wied. Dipt. Exot.* i. 185, 6; *Auss. Zweifl.* 434, 14.

China.

217. ASILUS PENULTIMUS.

*Asilus penultimus*, *Diptera Saundersiana*, Pt 2, 134.

East Indies.

218. ASILUS XANTHOPUS.

Mas et fœm. *Flavidus*; *mystax albo-flavescens*; *antennæ flavæ*, *apice nigre*; *thorax fulvus, vix vittatus*; *abdomen incisuris flavis*; *pedes mellei, femoribus posticis apice nigro-fuscis*; *alæ limpida, vix flavescentes*.

*Asilus xanthopus*, *Wied. Zool. Mag.* iii. 5, 6; *Dipt. Exot.* i. 186, 7; *Auss. Zweifl.* i. 436, 18.

Java.

219. ASILUS BIFIDUS.

Fœm. *Canus*; *mystax flavescens*; *thorax nigro vittatus*; *abdomen nigrum, argenteo fasciatum*; *pedes nigri, tibiis testaceis*; *alæ sublimpida*.

*Dasygogon bifidus*, *Fabr. Syst. Antl.* 170, 30.

*Asilus bifidus*, *Wied. Dipt. Exot.* i. 190, 14; *Auss. Zweifl.* i. 443, 29.

Tranquebar.

220. ASILUS CONGEDUS.

*Asilus Congedus*, *Diptera Saundersiana*, Pt. 2, 138.

East Indies.

## 221. ASILUS GRISEUS.

Fœm. *Cinereus*; *mystax flavescens*; *antennæ nigræ*; *thorax vitta latissima fusca*; *abdomen cinereo-fuscum*; *pedes saturate flavi*, *femoribus tibiis tarsisque apice nigris*; *alæ limpidaæ*.

*Asilus griseus*, *Wied. Dipt. Exot. i. 192, 17*; *Auss. Zweifl. i. 442, 27*.

Java.

## 222. ASILUS DUVAUCELII.

Mas. *Cinereus*; *antennæ rufæ*, *apice nigræ*; *thorax nigro vittatus*; *abdomen trifuriam nigro maculatum*; *pedes flavis*, *femoribus et tibiis apice tarsisque nigris*; *alæ hyalinæ*, *subdilatataæ*.

*Asilus Duvaucelii*, *Macq. Dipt. Exot. i. 2, 141, 15, pl. 12, f. 1*.

Bengal.

## 223. ASILUS PUSIO.

*Cinereus*; *thorax lineis transversis albidis*; *pedes flavido-testacei*; *alæ hyalinæ*, *marginè postico subobscurò*.

*Asilus pusio*, *Wied. Zool. Mag. iii. 36, 52*; *Dipt. Exot. i. 195, 25*; *Auss. Zweifl. i. 455, 47*. *Macq. Dipt. Exot. i. 2, 143, 20*.

Java.

## 224. ASILUS ANNULATUS.

Mas. et fœm. *Cinereus*; *mystax cinereo-albidus*; *antennæ flavæ*, *apice fuscæ*; *thorax vitta fusca*; *abdomen fusco trivittatum*; *pedes flavi*; *alæ limpidaæ*, *apice cinereæ*.

*Asilus annulatus*, *Fabr. Syst. Ent. 794, 15*; *Ent. Syst. iv. 384, 37*.  
*Wied. Dipt. Exot. i. 205, 42*; *Auss. Zweifl. i. 434, 15*.

*Dasypogon annulatus*, *Fabr. Syst. Antl. 171, 32*.

East Indies.

## 225. ASILUS AGILIS.

Mas. *Cinereus*; *mystax albus*; *antennæ nigræ*; *thorax nigro vittatus*; *abdomen nigrum*, *flavido fasciatum*; *pedes nigri*; *alæ subflavescentes*, *apice subcinereæ*.

*Asilus agilis*, *Wied. Auss. Zweifl. i. 456, 48*.

Java.

## 226. ASILUS LÆTUS.

Fœm. *Cinereus*; *mystax albus*; *antennæ nigræ*; *thorax vitta media lata fusca*; *abdomen maculis geminis fuscis*; *alæ limpida, apice cinereæ*.

*Asilus lætus*, *Wied. Anal. Entom.* 24, 17; *Auss. Zweifl.* i. 435, 16.  
East Indies.

## 227. ASILUS TRIFARIUS.

Mas. *Cinereus*; *antennæ nigræ*; *abdomen trifariam fusco maculatum*; *pedes mellei*; *alæ hyalinæ, apice margineque postico obscuris*.

*Asilus trifarius*, *Macq. Dipt. Exot.* i. 2, 142, 19.  
Pondicherry.

## 228. ASILUS IAMENUS.

*Asilus Iamenus*, *Cat. of Diptera*, Pt. 2, 428.

## 229. ASILUS FLAVICORNIS.

Mas. *Cinereus*; *antennæ flavæ*; *pulpi fulvi*; *abdomen linea dorsali fusca, incisuris albidis*; *pedes fulvi, femoribus nigro vittatis*; *tibiis et tarsorum articulis apice tarsisque posticis nigris*; *alæ hyalinæ, subdilatatae*.

*Asilus flavicornis*, *Macq. Dipt. Exot.* i. 2, 142, 17.  
Bengal.

a. Ceylon. Presented by R. Templeton, Esq.

## 230. ASILUS PATERCULUS.

*Asilus paterculus*, *Diptera Saundersiana*, Pt. 2, 146.  
East Indies.

## 231. ASILUS PRÆFINIENS.

*Asilus præfiniens*, *Diptera Saundersiana*, Pt. 2, 146.  
East Indies.

## 232. ASILUS BARIUM.

*Asilus Barium*, *Cat. of Diptera*, Pt. 2, 426.  
Ceylon.

*Fem.* Head narrower, and thorax much more slender than that of the male. Abdomen brown; base and hind borders of the segments pale tawny; apical third part stylate, blackish. Wings not dilated in front; their veins not incrassated.

*a, b.* Sumatra. From Sir Stamford Raffles' collection.

## Australia.

A. *Mystax niger*.

A. Tibiæ nigrae, basi ferrugineae. - - villicatus, *Walk.*

B. Tibiæ fulvæ. - - - - - obumbratus, *Walk.*

B. *Mystax niger*, fulvo-flavo aut flavido-albo varius.

A. Pedes nigri. - - - - - laticornis, *Macq.*

B. Pedes nigri; tibiæ dimidio basali fulvo. - Pelago, *Walk.*

C. Femora nigra. - - - - - exilis, *Macq.*

D. Femora fulvo-nigra; tibiæ triente apicali nigro.  
Maricus, *Walk.*

E. Femora cinerea. - - - - - Cædicius, *Walk.*

F. Femora castanea. - - - - - rubrithorax, *Macq.*

## G. Femora rufa, flava, aut testacea.

## A. Alæ fuscæ, aut subfulvæ.

## a. Femora apice nigra.

i. Abdomen testaceum. - - - - - Tasmaniæ, *Macq.*

ii. Abdomen rufum, apice nigrum. - giganteus, *Macq.*

## b. Femora non apice nigra.

i. Alæ subfuscescentes. - - - - - nigratarsis, *Macq.*

## ii. Alæ flavo-fuscescentes.

\* Abdomen fulvum. - - - - - grandis, *Macq.*

\*\* Abdomen fuscum. - - - - - Malleolus, *Walk.*

iii. Alæ subfulvæ. - - - - - Alcetus, *Walk.*

B. Alæ subflavescentes, apice subcinereæ. - murinus, *Macq.*

C. Alæ subcinereæ, venis fulvo limbatis. - discutiens, *Walk.*

C. *Mystax niger*, albo varius.

## A. Femora nigra.

A. Tibiæ posticæ nigrae. - - - - - australis, *Macq.*

## B. Tibiæ posticæ pallidæ.

a. Tarsi postici testacei. - - - - - acutangulatus, *Macq.*

## b. Tarsi postici nigri.

i. Alæ subflavescentes. - - - - - armatus, *Macq.*

ii. Alæ limpidæ. - - - - - Antilco, *Walk.*

iii. Alæ limpidæ, apice subfuscæ. - Margitis, *Walk.*

## iv. Alæ subcinereæ aut cinereæ.

## \* Tarsi toti nigri.

† Abdomen tessellatum. - - - - - rudis, *Walk.*

†† Abdomen non tessellatum. - luctiferus, *Walk.*

- \*\* Tarsi basi rufi. - - - - Sicitus, *Walk.*  
 v. Alæ cinereæ, apice subfuscescentes. fraternus, *Macq.*  
 B. Pedes ferruginei. - - - - Trachalus, *Walk.*  
 C. Femora rufa. - - - - Blasio, *Walk.*  
 D. Pedes rufi. - - - - inglorius, *Macleay.*  
 E. Pedes testacei; femora nigro vittata. Alicis, *Walk.*  
 D. *Mystax flavus* aut albo-flavus.  
 A. Pedes nigricantes. - - - - mutilatus, *Walk.*  
 B. Femora castanea.  
 A. Thorax nigro vittatus. - - - - Sydneensis, *Macq.*  
 B. Thorax fusco vittatus. - - - - Hyagnis, *Walk.*  
 C. Femora rufa aut testacea.  
 A. Thorax nigro vittatus.  
 a. Thorax castaneus. - - - - rufiventris, *Macq.*  
 b. Thorax albidus. - - - - Jacksonii, *Macq.*  
 c. Thorax disco nigricante - - - - alligans, *Walk.*  
 B. Thorax fusco vittatus.  
 a. Abdomen nigrum, aurato fasciatum. caudatus, *Fabr.*  
 b. Abdomen flavo-fuscum, apice nigrum. Centho, *Walk.*  
 c. Thorax nigro cinereus, vittis tribus rubidis. plicatus, *Leach.*  
 E. *Mystax albus* aut albidus.  
 A. Femora nigro vittata. - - - - vittipes, *Macq.*  
 B. Femora non vittata.  
 A. Thorax nigro vittatus. - - - - filiferus, *Macq.*  
 B. Thorax fusco vittatus. - - - - planus, *Walk.*  
 C. Thorax non vittatus. - - - - Awyela, *Walk.*

## Group 1.

*Fam.* Corpus parvum, gracile, hirtum. Caput subtus dense pilosum. Facies subconvexa. *Mystax* mediocris, dense setosus. Proboscis sublanceolata. Antennarum articulus 1us 2o plus duplo longior; 3us lanceolatus, 1o paulo longior; arista 3o non longior. Thoracis latera setosa. Abdomen sublineare, thorace plus duplo longius, apice nitens compressum, alas paulo superans. Pedes gracillimi, parce spinosi, vix hirti.

- Radial as usual. Subcostal vein forked at much beyond half the length; forks nearly straight. First, second and third externo-medial veins nearly straight; third forming an obtuse angle with the præbrachial, joining the fourth very far from the border. Sub-anal joining the aual on the border.

*Asilus villicatus*, *Walk.*

## Group 2.

Corpus magnum, parce hirtum. Caput subtus dense pilosum. Facies vix convexa. Mystax sat dense setosus. Proboscis brevis, crassa, lanceolata. Antennarum articulus 1us 2o duplo longior; 3us longiconicus, 1o æqualis; arista 2o duplo longior. Thorax utrinque et postice setosus. Abdomen depressum, alas non superans, thorax vix duplo longius. Pedes validi, spinosi, parce hirti. *Mas.*—Abdomen lineare. Sexualia parva, arcuata. *Fæm.*—Abdomen oblanceolatum, apice subcompressum.

Cubital vein forked at very much beyond half its length; forks slightly curved. First externo-medial much curved near the base; second straight; third slightly curved, forming a slightly obtuse angle with the præbrachial, joining the fourth very far from the border. Subanal joining the anal very far from the border.

*Asilus Pelago, Walk.*

## Group 3.

*Mas.*—Corpus longiusculum, hirtum. Caput subtus densissime pilosum. Facies convexa. Mystax sat dense setosus. Proboscis lanceolata. Antennarum articulus 1us 2o plus duplo longior; 3us 1o paullo brevior; arista 3o vix brevior. Thoracis latera et scutellum parce setosa. Abdomen sublineare, thorace plus duplo longius, alas longe superans. Sexualia parva. Pedes robusti, spinosi, hirti. Alæ breviusculæ.

Radial as usual. Cubital vein forked at very much beyond half its length; forks nearly straight. First and second externo-medial veins nearly straight; third curved, forming a slightly obtuse angle with the præbrachial, joining the fourth close to the border. Subanal joining the anal close to the border.

*Asilus Blasio, Walk.*

## Group 4.

Corpus magnum, aut mediocre. Caput subtus densissime pilosum. Facies convexa. Mystax densissime setosus. Proboscis lanceolata. Antennarum articulus 1us 2o duplo longior; 3us lanceolatus, 1o æqualis; arista 3o paullo brevior. Thorax pubescens; latera et scutellum parce setosa. Abdomen longi-oblanceolatum. Pedes robusti, spinosi, parce hirti. *Mas.*—Abdomen alas paullo superans. Sexualia parva; forceps brevissimus. Alæ apud costam subdilataæ. *Fæm.*—Abdomen alas non superans, apice obtusum, non compressum nec attenuatum.

Cubital vein forked at very much beyond half its length; forks slightly undulating. First externo-medial vein much curved near its base; second straight; third slightly curved, forming an obtuse angle with the præbrachial, joining the fourth far from the border. Subanal joining the anal at some distance from the border.

*Asilus Sydneensis*, Macq. *A. Alcetus*, Walk.

#### Group 5.

*Mas.* Corpus parvum. Caput subtus pilosum. Facies convexa. Mystax magnus, densus, ad antennas ascendens. Proboscis brevis, lanceolata. Antennarum articulus 1us 2o duplo longior; 3us lanceolatus, 1o multo longior; arista valida, 3o multo brevior. Thoracis dorsum densissime hirtum. Abdomen sublineare, thorace vix duplo longius, alas non superans. Sexualia parva. Pedes validi, spinosi; antici hirti.

Radial vein slightly undulating towards the tip. Cubital forked at much beyond half its length; forks hardly undulating. First and second externo-medial veins nearly straight; third hardly curved, forming an obtuse angle with the præbrachial, joining the fourth very far from the border. Subanal joining the anal near the border.

*Asilus rudis*, Walk.

#### Group 6.

Corpus magnum. Caput subtus densissime pilosum. Facies convexa. Mystax densissime setosus. Proboscis robusta, lanceolata. Antennarum articulus 1us 2o longior; 3us longi-lanceolatus, 1o multo longior; arista 3o æqualis. Thoracis latera et scutellum setosa. Abdomen oblanceolatum, pilosum, apicem versus fere nudum, thorace fere duplo longius, alas non superans. Sexualia parva; forceps crassus, arcuatus. Pedes robusti, hirti, spinosi.

Radial vein joining the subcostal at far from the tip of the latter. Cubital forked at very much beyond half its length; fore fork nearly straight; hind fork slightly undulating. First externo-medial vein much curved at its base; second nearly straight; third much curved, forming an obtuse angle with the præbrachial, joining the fourth far from the border. Subanal joining the anal far from the border.

*Asilus Malleolus*, Walk.

#### Group 7.

*Mas.* Corpus parvum, gracile, longiusculum, fere nudum. Caput subtus pilosum. Facies fere plana. Mystax parce setosus.

*Proboscis gracilis, sublancoolata. Thoracis et abdominis latera setis paucis. Abdomen sublineare, thorace fere triplo longius. Sexualia parva; forceps analis, latus, arcuatus. Pedes validi, spinosi, fere nudi; femora subincrassata.*

Radial vein curved at its tip. Cubital vein forked at very much beyond half its length; fore fork almost straight; hind fork slightly undulating. First and second externo-medial veins nearly straight; third curved, forming an obtuse angle with the præbrachial, joining the fourth close to the border. Subanal joining the anal on the border.

*Asilus Jacksonii, Macq.*

#### Group 8.

*Mas. Corpus majusculum, fere nudum. Caput subtus dense pilosum. Facies subconvexa. Mystax sat dense setosus, antennis non attingens. Proboscis lanceolata. Antennarum articulus 1us 2o plus duplo longior; 3us lanceolatus, 1o æqualis; arista 3o multo longior. Thoracis latera rarissime setosa. Abdominis dimidium fere basale pilosum, alas paullo superans. Sexualia parva; forceps arcuatus. Pedes sat graciles, rarissime spinosi, subpubescentes.*

Radial vein straight, joining the subcostal at a short distance from the tip of the latter. Cubital forked at very much beyond half its length; fore fork much curved at its base; hind fork slightly undulating. First externo-medial very much curved at its base; second straight; third slightly curved, forming a hardly obtuse angle with the præbrachial, joining the fourth at far from the border. Subanal joining the anal far from the border.

*Asilus Centho, Walk.*

#### Group 9.

*Corpus maximum, pubescens. Caput subtus densissime pilosum. Facies antice convexa. Mystax densissime setosus. Proboscis sublancoolata. Antennarum articulus 1us 2o plus duplo longior; 3us lanceolatus, 1o multo brevior; arista 3o multo longior. Thoracis latera setis paucis. Pedes robusti, hirti, spinosi. Mas.—Abdomen alas paullo superans. Sexualia mediocria. Fem.—Abdomen alas vix superans, usque ad apicem pubescens.*

Radial vein nearly straight, joining the subcostal at a considerable distance from the tip of the latter. Cubital forked at very much beyond its middle; fore fork hardly curved; hind fork undulating. First externo-medial very much curved near its base;



second straight; third curved, forming an obtuse angle with the præbrachial, joining the fourth at very far from the border. Subanal joining the anal far from the border. *Male*.—Costa convex beyond the middle, where the fore areolets are dilated and furnished with transverse ribs.

*Asilus plicatus*, *Leach*.

#### Group 10.

*Fem*. Corpus magnum, breviter hirtum. Caput subtus densissime pilosum. Facies subconvexa. Mystax sat magnus, setis longis densis. Proboscis lanceolata. Antennarum articulus 1us 2o duplo longior; 3us lanceolatus, 4o vix longior; arista 3o multo longior. Thoracis abdominisque latera pure setosa. Abdomen oblanceolatum, thorace duplo longius, alas non superans, apice vix compressum. Pedes robusti, hirti, spinosi; femora crassa.

Cubital vein forked at very much beyond half its length; forks hardly undulating, their tips diverging. First externo-medial much curved near its base; second almost straight; third curved, forming a very slightly obtuse angle with the præbrachial, joining the fourth far from the border. Subanal joining the anal rather far from the border.

*Asilus Amycla*, *Walk*.

#### Group 11.

*Mas*. Corpus magnum. Caput subtus dense pilosum. Facies convexa. Mystax dense setosus. Proboscis lanceolata. Antennarum articulus 1us 2o multo longior; 3us lanceolatus 1o longior; arista 3o æqualis. Thorax hirtus; latera et scutellum parce setosa. Abdomen oblanceolatum, subpilosum, thorace fere duplo longius, alas paullo superans. Sexualia mediocria; forceps longus, gracilis, arcuatus. Pedes robusti, spinosi, parce hirti.

Cubital vein forked at very much beyond half its length; forks slightly undulating. First externo-medial curved near its base; second nearly straight; third slightly curved, forming an obtuse angle with the præbrachial, joining the fourth far from the border. Subanal joining the anal at some distance from the border.

*Asilus inglorius*, *Macleay*; *A. alligans*, *Walk*.

#### 233. ASILUS VILICATUS.

*Asilus villicatus*, *Diptera Saundersiana*, Pt. 2, 147.

New South Wales.

## 234. ASILUS OBUMBRATUS.

*Asilus obumbratus*, *Diptera Saundersiana*, Pt. 2, 145.  
New South Wales.

## 235. ASILUS LATICORNIS.

*Niger*, *cinereo tomentosus*; *mystax flavido varius*; *antennæ articulo 3o lato*; *abdomen incisuris albidis*; *alæ cinereæ, apice subfuscæ*.

*Asilus laticornis*, *Macq. Dipt. Exot. Suppl.* 1, 91, 49, pl. 8, f. 14.  
Tasmania.

## 236. ASILUS PELAGO.

*Asilus Pelago*, *Cat. of Diptera*, Pt. 2, 419.  
New Holland.

## 237. ASILUS EXILIS.

*Mas. Ater, gracilis*; *abdominis segmenta 2um 3um 4umque albo marginata*; *tibiæ tarsique rufa*; *alæ subflavescentes, venis transversis fusco marginatis*.

*Asilus exilis*, *Macq. Dipt. Exot.* i. 2, 145, 27.  
Kangaroo Island, New Holland.

## 238. ASILUS MARICUS.

*Asilus Maricus*, *Diptera Saundersiana*, Pt. 2, 141.  
Port Philip.

## 239. ASILUS CÆDICIVS.

*Asilus Cædicivus*, *Cat. of Diptera*, Pt. 2, 457.  
New Holland.

## 240. ASILUS RUBRITHORAX.

*Fœm. Cinereus*; *thorax rubidus, nigro vittatus*; *pedes castanei, tarsi nigri*; *alæ fuscæ*.

*Asilus rubrithorax*, *Macq. Dipt. Exot.* i. 2, 143, 21.  
New Holland.

## 241. ASILUS TASMANIÆ.

*Mas. Flavescens*; *thorax nigro vittatus*; *abdomen pedesque testacea*; *femora apice tarsique nigra*; *alæ fuscæ, ad costam convexæ*.

*Asilus Tasmaniæ*, *Macq. Dipt. Exot.* i. 2, 145, 26.  
Hobart Town.

## 242. ASILUS GIGANTEUS.

*Cinereus; thorax testaceo vittatus; abdomen fulvo pubescens; pedes testacei, tarsi nigri; alæ cinereo-fuscae, maris dilatatae.*

*Asilus giganteus, Macq. Dipt. Exot. Suppl. 2, 43, 57, pl. 1, f. 9.*  
Tasmania.

## 243. ASILUS NIGRITARSIS.

*Facies albido-flava; mystax albido-flavus, nigro varius; antennæ nigrae, articulo 3o elongato; thorax vittis nigris; intermedia divisa; abdomen rufo testaceum, basi fuscum; pedes rufi, genubus tarsisque nigris; alæ subfuscescentes.*

*Asilus nigratarsis, Macq. Hist. Nat. Dipt. i. 304, 5.*  
Hobart Town. New Guinea.

## 244. ASILUS GRANDIS.

*Fem. Testaceus; mystax flavidus; thorax nigro vittatus; abdomen fulvum; tibiæ posticæ flavæ; tarsi nigri; alæ flavo fuscescentes.*

*Asilus grandis, Macq. Dipt. Exot. Suppl. 3, 30, 63, pl. 3, f. 4.*  
New Holland.

## 245. ASILUS MALLEOLUS.

*Asilus Malleolus, Cat. of Diptera, Pt. 2, 418.*

*a, b. Van Dieman's Land. Presented by the late E. Janson, Esq*

## 246. ASILUS ALCETAS.

*Asilus Alcetas, Cat. of Diptera, Pt. 2, 425.*

Van Dieman's Land.

## 247. ASILUS MURINUS.

*Cinereus; thorax flavescens; pedes rufi, tarsi nigri; alæ hyalinae, subflavescentes, apice subcinerae.*

*Asilus murinus, Macq. Dipt. Exot. i. 2, 144, 24.*  
New Holland.

## 248. ASILUS DISCUTIENS.

*Asilus discutiens, Diptera Saundersiana, Pt. 2, 135.*  
New Holland.

## 249. ASILUS AUSTRALIS.

Fœm. *Niger*; *thorax lineis albis*; *abdomen incisuris cinereis*; *tibiæ testaceæ, posticæ nigre*; *alæ subcinereæ*.

*Asilus australis*, *Macq. Dipt. Exot. Suppl. 2, 44, 59.*

New Holland.

## 250. ASILUS ACUTANGULATUS.

Fœm. *Niger*; *thorax lineis albis*; *abdomen incisuris albis*; *tarsi postici tibiæque testaceæ*; *alæ hyalinæ*.

*Asilus acutangulatus*, *Macq. Dipt. Exot. Suppl. 2, 44, 60.*

Tasmania.

## 251. ASILUS ARMATUS.

Fœm. *Niger*; *mystax subtus albus*; *thorax cinereus, vittis nigris*; *abdomen incisuris cinereis*; *tibiæ testaceæ, femora antica spinosa*; *alæ subflavescentes*.

*Asilus armatus*, *Macq. Dipt. Exot. Suppl. 1, 9, 47, pl. 8, f. 17*; *Suppl. 2, 45.*

New Holland. Tasmania.

## 252. ASILUS ANTILCO.

*Asilus Antilco*, *Cat. of Diptera, Pt. 2, 458.*

Port Stephen.

## 253. ASILUS MARGITIS.

*Asilus Margitis*, *Cat. of Diptera, Pt. 2, 461.*

*Asilus Cœdicus*, *var. ?*

*a.* Melbourne, Australia. From Mr. Baly's collection.

## 254. ASILUS RUDIS.

Mas. *Cinereus*; *caput subtus albido pilosum*; *mystax niger, setis nonnullis inferioribus albis*; *thoracis discus nigro-fuscus*; *abdomen nigro-fusco tessellatum*; *tibiæ rufescentes, apices versus nigricantes*; *alæ subcinereæ*.

*Male.* Cinereous. Head whitish in front, clothed with whitish hairs beneath. *Mystax* black, with a few white bristles beneath. *Antennæ* black. Disk of the thorax blackish brown, indistinctly striped. Abdomen tessellated with blackish brown. *Sexualia* black, shining, with white hairs beneath. Legs black, with black

and whitish spines, slightly hairy; tibiæ reddish, black towards the tips. Wings slightly gray; veins black, tawny at the base. Halteres tawny. Length of the body 5 lines; of the wings 8 lines.

a. Melbourne, Australia. From Mr. Baly's collection.

255. ASILUS LUCTIFERUS.

*Asilus luctiferus*, *Diptera Saundersiana*, Pt. 2, 144.

Van Dieman's Land.

256. ASILUS ELICITUS.

*Asilus elicitus*, *Diptera Saundersiana*, Pt. 2, 139.

New South Wales.

257. ASILUS FRATERNUS.

Fœm. *Niger*; *mystax niger*, *setis nonnullis inferioribus albis*; *thorax albido vittatus*, *lateribus cinereis*; *abdomen incisuris setisque lateralibus albis*; *tibiæ testaceæ*, *apice nigræ*; *alæ cinereæ*, *apice subfuscescentes*.

*Asilus fraternus*, *Mucq. Dipt. Exot. Suppl.* 1, 91, 48.

Tasmania.

258. ASILUS TRACHALUS.

*Asilus Trachalus*, *Diptera Saundersiana*, Pt. 2, 143.

Van Dieman's Land.

259. ASILUS BLASIO.

*Asilus Blasio*, *Cat. of Diptera*, Pt. 2, 441.

West Australia.

260. ASILUS INGLORIUS.

*Obscure luteus*; *mystax albidus*, *supra niger*; *abdomen basi flavo hirsutum*; *pedes rufi*, *genubus tarsisque nigris*; *alæ flavo hyalinæ*, *apice obscuriores*.

*Asilus inglorius*, *Macleay, King's Narr. Surv. Austral.* ii. 467, 182.

Australia.

261. ASILUS ALICIS.

*Niger*, *albo hirtus*, *nigro setosus*; *mystax albus*, *supra niger*; *antennæ basi testaceæ*; *pedes testacei*, *femoribus nigro vittatis*; *alæ subcinereæ*.

Black, clothed with white hairs and black bristles. Epistoma slightly prominent, rather thickly beset with white bristles, above which there are a few black bristles. First and second joints of the antennæ testaceous. Legs testaceous, a black stripe on each of the femora; tips of tarsi black. Wings slightly gray; veins black, testaceous at the base. Halteres yellow. Length of the body  $4\frac{1}{2}$  lines; of the wings 7 lines.

a. New Holland.

262. *ASILUS MUTILATUS.*

*Cinereus, testaceo pilosus; caput et pectus albida; mystax testaceus; antennæ nigrae; thorax indistincte vittatus; abdomen apice nigrum; pedes nigricantes, testaceo hirti, albido spinosi; alæ subcinereæ, apice obscuriores, venis basi fulvis.*

Cinereous, with testaceous hairs. Head and pectus whitish. *Mystax* testaceous. Antennæ black. Thorax with three indistinct stripes. Abdomen with a black tip. Legs blackish, with testaceous hairs and whitish spines. Wings grayish, with darker tips; veins black, tawny at the base. Halteres testaceous. Length of the body  $7\frac{1}{2}$  lines; of the wings 9 lines.

a. Melbourne, Australia. From Mr. Baly's collection.

263. *ASILUS SYDNEENSIS.*

*Mas. Flavo-cinereus; thorax nigro vittatus; abdomen pedesque castanea, tarsi nigri; alæ flavæ, subdilatatae, apice et margine postico subfuscis.*

*Asilus Sydneensis, Macq. Dipt. Exot. i. 2, 144, 11.*

*Var. Asilus Amythaon, Cat. of Diptera, Pt. 2, 423.*

*Var. ? Asilus Maso, Cat. of Diptera, Pt. 2, 424.*

New Holland.

264. *ASILUS HYAGNIS.*

*Asilus Hyagnis, Diptera Saundersiana, Pt. 2, 139.*

New South Wales.

265. *ASILUS RUFIVENTRIS.*

*Castaneus; thorax nigro vittatus; abdomen rufum; femora testacea; tibiæ rufæ; tarsi nigri; alæ flavæ.*

*Asilus rufiventris, Macq. Dipt. Exot. i. 2, 144, 22.*

New Holland.

## 266. ASILUS JACKSONII.

Fœm. *Albidus; thorax nigro vittatus; abdomen fuscum, segmento 7o ferrugineo, ano depresso; pedes rufi, tarsi nigri; alæ pallide flavescens, apice cinereæ.*

*Asilus Jacksonii, Macq. Dipt. Exot. i. 2, 145, 25.*

Port Jackson, New Holland.

## 267. ASILUS ALLIGANS.

Mas. *Rufescens; caput subtus albo pilosum; mystax testaceus; thoracis et pectoris disci nigricantes; abdomen basi nigricans, apice nigrum; pedes rufi, tibiis apice tarsisque nigri; alæ cinereæ.*

*Male.* Reddish. Head beneath and coxæ with white hairs. *Mystax* testaceous. First and second joints of the antennæ reddish. Thorax and pectus with blackish disks; thorax with three hoary stripes; pectus with hoary tomentum. Abdomen towards the base black, and clothed with hoary hairs; tip black. Legs red; tarsi and tips of the tibiæ black. Wings gray. Length of the body 13 lines; of the wings 20 lines.

*a.* Van Dieman's Land. Presented by Morton Allport, Esq.

## 268. ASILUS CAUDATUS.

Fœm. *Flavidus; mystax flavescens; antennæ nigre; thorax fusco vittatus; abdomen nigrum, aurato fasciatum; pedes dilute mellei; alæ subflavescens, apice fuscenscentes.*

*Dasygogon caudatus, Fabr. Syst. Antl. 171, 33.*

*Asilus caudatus, Wied. Dipt. Exot. i. 191, 15; Auss. Zweifl. i. 444, 30.*

New South Wales.

## 269. ASILUS CENTRO.

*Asilus Centho, Cat. of Diptera, Pt. 2, 431.*

New Holland.

*Var. ? Male.* Black. Head clothed beneath and in front with white hairs; epistoma red, prominent, beset with white bristles; first and second joints of the feelers ferruginous, clothed with white hairs; third spindle-shaped; style very short; chest and breast red, the former with three broad black stripes; abdomen dull black, narrower than the chest, and about twice its length, slightly tapering

from the base to the tip; legs red, clothed with white hairs and bristles, a gray stripe on each thigh; wings slightly gray, with gray tips; veins black; poisers yellow, with pitchy knobs. Length of the body  $4\frac{1}{2}$  lines; of the wings 7 lines.

## 270. ASILUS PLICATUS.

*Asilus plicatus*, Leach; Wied.

New Holland.

## 271. ASILUS VITTIPES.

*Mystax albus*; thorax cinereus vittis fuscis; abdomen maris cinereum trifariam fusco maculatum; læmina fuscum, incisuris cinereis; pedes fulvi, femoribus tibiisque nigro vittatis; alæ subhyalinæ.

*Asilus vittipes*, Macq. Dipt. Exot. Suppl. 2, 43, 58.

Tasmania.

## 272. ASILUS FILIFERUS.

Mas. *Mystax albidus*; thorax flavido tomentosus, vittis nigris; abdomen incisuris flavidis; pedes flavi; alæ flavidæ, apice subfuscæ.

*Asilus filiferus*, Macq. Dipt. Exot. Suppl. 1, 92, 50, pl. 8, f. 8.

Sydney Isle, Oceania.

## 273. ASILUS PLANUS.

*Cinereus*; antennæ nigrae, basi rufescentes; mystax albido setosus; thorax fusco trivittatus; abdomen supra cervinum, vitta dorsali fusca; pedes rufi, tarsi nigris; alæ subcinereæ, venis fusco sublimbatis.

*Fem.* Cinereous. Head whitish in front and beneath, clothed with whitish hairs. *Mystax* with whitish bristles. Antennæ black, reddish towards the base. Thorax with three broad brownish stripes, the lateral pair obliquely interrupted. Abdomen fawn-colour above, with a brown dorsal stripe; first, second and third segments with gilded hairs on each side. Legs red; tarsi and hind knees black. Wings slightly grayish, with a pale brownish tinge in front and along the veins; veins and halteres tawny. Length of the body 11 lines; of the wings 18 lines

*a.* Australia. From Mr. Stevens' collection.

## 274. ASILUS AMYCLA.

*Asilus Amycla*, Cut. of Diptera, Pt. 2, 423.

New Holland.



## New Zealand.

- A. *Mystax niger*. - - - - - varius, *White*.  
 B. *Mystax niger*, albo varius. - - - - - Bulbus, *Walk*.  
 C. *Mystax albus*. - - - - - Lascus, *Walk*.

## Group 1.

Corpus vix mediocre. Caput subtus dense pilosum. Facies convexa. *Mystax* dense setosus. Proboscis sublinearis. Antennarum articulus 1us 2o duplo longior; 3us lanceolatus 1o æqualis; arista 3o paullo longior. Thorax hirtus; latera setosa. Abdomen thorace plus duplo longius, alas vix superans. Pedes validi, spinosi, parce hirti. *Mas.*—Abdomen sublineare. Sexualia medioeria tumida. *Fem.*—Abdomen oblanceolatum, tricente apicali compressa lævi nitida.

Cubital vein forked at rather before two-thirds of its length; forks very slightly curved, diverging from each other. First externo-medial curved near its base; second nearly straight; third slightly curved, forming an obtuse angle with the præbrachial, joining the fourth far from the border. Subanal joining the anal at some distance from the border.

*Asilus varius*, *White*.

## Group 2.

Corpus gracile, fere nudum. Caput subtus parce pilosum. Facies plana. *Mystax* minimus, setis paucissimis. Proboscis gracilis, sublanceolata. Antennarum articulus 1us 2o plus duplo longior; 3us lanceolatus, 1o paullo longior; arista 3o multo brevior. Thoracis et abdominis latera parce setosa. Thorax brevis. Abdomen thorace plus duplo longius, alas non superans. Pedes graciles, parum setosi, fere nudi. Alæ longiusculæ. *Mas.*—Abdomen sublineare. Sexualia minima. *Fem.*—Abdomen sublanceolatum, apice compresso lævi nitido.

Cubital vein forked at rather beyond half its length; forks nearly straight, slightly diverging. First, second and third externo-medial veins nearly straight; third forming an obtuse angle with the præbrachial, joining the fourth far from the border. Subanal joining the anal at some distance from the border.

*Asilus Lascus*, *Walk*.

275. *ASILUS VARIUS*.

*Asilus varius*, *Cat. of Diptera*, Pt. 2, 457.

a, b. New Zealand. Presented by Dr. Sinclair.

c. Auckland, New Zealand. Presented by Col. Bolton.

## 276. ASILUS BULBUS.

*Asilus Bulbus*, *Cat. of Diptera*, Pt. 2, 465.  
*Asilus varius*, *Var.*?

## 277. ASILUS LASCUS.

*Asilus Lascus*, *Cat. of Diptera*, Pt. 2, 466.

*a, b.* New Zealand. Presented by Dr. Sinclair.

*c.* New Zealand. Presented by Dr. Hooker.

*d.* Auckland, New Zealand. Presented by Col. Bolton.

Country unknown.

## Group 1. LOPHONOTUS.

## 278. ASILUS BREVIPENNIS.

*Mas. Ater, albo pubescens; abdomen maculis trigonis nigris, alæ breves subfuscæ, vena cubitali et externo-media la conjunctis.*

*Lophonotus brevipennis*, *Macq. Dipt. Exot.* i. 2, 130, 11.

A. *Mystax niger*.A. *Femora nigra*.

A. *Alæ nigro-fuscæ.* - - - - *Corissus, Walk.*

B. *Alæ subfuscæ, apice cinereæ.* - *Tamphilus, Walk.*

C. *Alæ limpidæ.* - - - - *Echepolis, Walk.*

B. *Femora rufa, nigro vittata.* - - - *Sophus, Walk.*

B. *Mystax niger, fulvo, aut flavo varius.*

A. *Pedes nigri.* - - - - *Gorgasus, Walk.*

A. *Femora nigra aut nigro-cinerea.*a. *Alæ subfuscæ.*

i. *Thorax fuscus, nigro vittatus.* *dioctriæformis, Macq.*

ii. *Thorax canus, vittis cinereis.* - *Triopas, Walk.*

b. *Alæ subfulvæ, apice cinereæ.* - *Halmus, Walk.*

c. *Alæ hyalinæ, apice subfuscæ.* - *micropterus, Macq.*

B. *Pedes picei, fulvo vittati.* - - - *Vibulamus, Walk.*

c. *Femora picea.*

a. *Alæ fulvæ, areolarum discis sublimpidis.* *Antiorus, Walk.*

b. *Alæ fusco-fulvæ.* - - - *Corymeta, Walk.*

~~D.~~ *Femora rufa, supra nigra.* - - - *terebratus, Macq.*

E. *Femora rufa.* - - - - *Eanes, Walk.*

F. *Femora mellea.* - - - - *melleus, Macq.*

C. *Mystax niger*, albo varius.A. Pedes nigri. - - - - Penarius, *Walk.*

B. Femora nigra.

A. Alæ subfuscaë.

a. Antennæ basi ferrugineæ. - - - - Corythus, *Walk.*b. Antennæ totæ nigræ. - - - - Ochesius, *Walk.*B. Alæ subcinereæ. - - - - Coras, *Walk.*C. Femora rufa, nigro vittata. - - - - Balacrus, *Walk.*D. *Mystax flavus*, aut flavo-albus.A. Alæ maculatæ. - - - - Hercules, *Wied.*

B. Alæ non maculatæ.

a. Pedes nigro-ænei. - - - - inumbratus, *Walk.*b. Femora rufa, nigro vittata. - - - - rufipes, *Macq.*

c. Femora rufa, non vittata.

a. Thorax cinereo canescens. - - - - Virgo, *Wied.*

b. Thorax fulvus, vittis quatuor obscurioribus.

Thimbro, *Walk.*E. *Mystax albus*.A. Alæ flavescentes, apice subfuscaë. - - - - ochripes, *Macq.*B. Alæ limpidaë. - - - - Dasius, *Walk.*

## Group 1.

*Mas.* Corpus magnum. Caput subtus densissime setosum. Facies convexa. *Mystax* dense setosus, sat magnus. Proboscis lanceolata. Antennarum articulus 1us 2o plus duplo longior; 3us lanceolatus, 1o brevior; arista 3o longior. Thoracis latera parce setosa. Abdomen sublineare, thorace duplo longius, alas vix superans, basim versus pilosum. Sexualia parva; forceps rectus sublinearis. Pedes validi, spinosi, parce hirti.

Allied to *Era.* Cubital vein forked at about half its length; forks hardly undulating; fore fork almost angular near its base. First and second externo-medial veins indistinctly undulating; third curved, forming a very obtuse angle with the præbrachial, joining the fourth far from the border. Subanal joining the anal at some little distance from the border.

*Asilus* *Corissus*, *Walk.*

## Group 2.

*Mas.* Corpus angustum, subpubescens. Caput subtus dense pilosum. Facies parum convexa. *Mystax* vix dense setosus. Proboscis lanceolata. Thoracis latera et scutellum subsetosa. Abdomen thorace duplo longius. Sexualia parva. Pedes validi, pilosi, spinosi.

Radial as usual. Cubital vein forked at very much beyond half its length; forks hardly undulating. First externo-medial vein slightly curved near its base; second straight; third slightly curved, forming a slightly obtuse angle with the præbrachial, joining the fourth at some distance from the border. Subanal joining the anal at a short distance from the border.

*Asilus Tamphilus, Walk.*

### Group 3.

Corpus parvum, hirtum. Caput subtus dense pilosum. Facies subconvexa. Mystax dense setosus, ad antennas non ascendens. Proboscis lanceolata. Antennarum articulus 1us 2o duplo longior; 3us lanceolatus, 1o æqualis; arista 3o paullo longior. Thoracis latera setosa. Abdomen oblanceolatum, thorace plus duplo longius, alas paullo superans, basim versus præsertim pilosum. Sexualia parva; forceps subarcuatus. Pedes sat validi, hirti, spinosi.

Cubital vein forked at very much beyond half its length; fore fork nearly straight; hind fork undulating. First and second externo-medial veins nearly straight; third hardly curved, forming an obtuse angle with the præbrachial, joining the fourth far from the border. Subanal joining the anal at some little distance from the border.

*Asilus Echeopolis, Walk.*

### Group 4.

*Mas.* Corpus mediocre, hirtum. Caput subtus densissime pilosum. Facies convexa. Mystax densissime setosus, antennas non attingens. Proboscis gracilis, sublanceolata. Thoracis latera et scutellum setosa. Abdomen sublineare, alas non superans. Sexualia mediocria; forceps crassus, arcuatus. Pedes pilosi, setosi, sat graciles.

Veins of the wings like those of *Asilus Balacrus*.

*Asilus Sophus, Walk.*

### Group 5.

*Flem.* Corpus mediocre, hirtum. Caput subtus densissime pilosum. Facies convexa. Mystax magnus, densissime setosus. Proboscis sublanceolata. Antennarum articulus 1us 2o duplo longior; 3us lanceolatus, 1o paullo longior; arista 3o non longior. Thoracis latera et scutellum setosa. Abdomen oblanceolatum, thorace non duplo longius, alas non superans, apice compressum acuminatum. Pedes robusti, hirti, spinosi.

Cubital vein forked at much beyond half its length; fore fork nearly straight; hind fork slightly undulating. First externo-medial vein much curved near the base; second almost straight; third slightly curved, forming a slightly obtuse angle with the præbrachial, joining the fourth far from the border. Subanal joining the anal very near the border.

*Asilus Gorgasus, Walk.*

#### Group 6.

*Mas.* Corpus mediocre, dense hirtum. Caput subtus densissime pilosum. Facies convexa. Mystax magnus, densissime setosus, fere ad antennas ascendens. Proboscis robusta, lanceolata. Antennarum articulus 1us 2o duplo longior; 3us lanceolatus, 1o paullo longior; arista 3o brevior. Thoracis latera setosa. Abdomen thorace multo longius. Sexualia parva; forceps brevis, crassus, arcuatus. Pedes robusti, spinosi, densissime pilosi.

Radial as usual. Cubital vein forked at much beyond half its length; fore fork nearly straight; hind fork undulating. First and second externo-medial veins straight; third very slightly curved, forming a slightly obtuse angle with the præbrachial, joining the fourth at rather far from the border. Subanal joining the anal near the border.

*Asilus Triopas, Walk.*

#### Group 7.

*Fæm.* Corpus vix mediocre, fere nudum. Caput subtus dense pilosum. Facies convexa. Mystax sat dense setosus. Proboscis sublanceolata. Thoracis latera setosa. Abdomen oblanceolatum, basi utrinque fasciculatum, apice compressum, abdomen superans. Pedes robusti, spinosi, non hirti.

Radial as usual. Cubital vein forked at rather beyond half its length; forks hardly curved, diverging from each other. First and second externo-medial veins straight; third hardly curved, forming a slightly obtuse angle with the præbrachial, joining the fourth far from the border. Subanal joining the anal very near the border.

*Asilus Halmus, Walk.*

#### Group 8.

*Fæm.* Corpus mediocre, sat longum. Corpus subtus dense pilosum. Facies parum convexa. Mystax parvus, setis paucis. Proboscis gracilis, linearis. Antennarum articulus 1us 2o duplo

longior; 3us sublanceolatus, 1o æqualis; arista 3o longior. Thoracis latera parce setosa. Abdomen oblanceolatum, apice compressum, alas paullo superans. Pedes sat graciles, parce spinosi, vix hirti.

Allied to *Erax*. Radial as usual. Cubital vein forked at hardly beyond half its length; forks hardly undulating; fore fork forming at its base an obtuse angle, which emits a little branch; the latter is about one-third of the length of the basal side of the angle. First and second externo-medial veins nearly straight; third slightly curved, forming a slightly obtuse angle with the præbrachial, joining the fourth far from the border. Subanal joining the anal very near the border.

*Asilus Vibulanus*, *Walk.*

#### Group 9.

*Mas.* Corpus maximum, subpubescens. Caput subtus densissime pilosum. Facies convexa. Mystax dense setosus, antennis non attingens. Proboscis lanceolata. Antennarum articulus 1us 2o plus duplo longior; 3us lanceolatus, 1o brevior; arista 3o multo longior. Thoracis latera et scutellum parce setosa. Abdomen oblanceolatum, thorace plus duplo longius, alas superans. Sexualia parva. Pedes validi, spinosi, pubescentes.

Radial vein nearly straight, joining the subcostal at some distance from the tip of the latter. Cubital forked at very much beyond half its length; fore fork hardly curved; hind fork slightly curved forward. First externo-medial slightly curved near its base; second straight; third straight, forming a slightly obtuse angle with the præbrachial, joining the fourth far from the border. Subanal joining the anal near the border.

*Asilus Antiorus*, *Walk.*

#### Group 10.

*Mas.* Corpus magnum, longiusculum, subpubescens. Caput subtus densissime pilosum. Facies valde convexa. Mystax densissime setosus, antennis non attingens. Proboscis lanceolata, sat gracilis. Antennarum articulus 1us 2o plus duplo longior; 3us lanceolatus, 1o paullo brevior; arista 3o multo longior. Thoracis latera, scutellum et abdomen basi setosa. Abdomen oblanceolatum, thorace plus duplo longius, alas superans. Sexualia parva. Pedes sat graciles, spinosi, pubescentes.

Radial vein almost straight, joining the subcostal rather far from the tip of the latter. Cubital forked at much beyond half its length; fore fork nearly straight; hind fork slightly curved forward.

First externo-medial slightly curved near its base; second straight; third very slightly curved, forming an obtuse angle with the præbrachial, joining the fourth far from the border. Subanal joining the anal at some distance from the border.

*Asilus Corymeta*, *Walk.*

"

#### Group 11.

Corpus maximum, parce hirtum. Caput subtus pilosum. Facies valde convexa. Mystax vix dense setosus. Proboscis gracilis, sublanceolata. Antennarum articulus 1us 2o plus duplo longior; 3us lanceolatus, 1o brevior; arista 3o fere triplo longior. Thorax setis nonnullis lateralibus et posticis. Pedes validi, spinosi, hirti.

Cubital vein forked at rather beyond half its length; fore fork almost straight; hind fork slightly undulating. First externo-medial vein very slightly curved; second straight, slightly curved, forming a very slightly obtuse angle with the præbrachial, joining the fourth far from the border. Subanal joining the anal near the border.

*Asilus Eanes*, *Walk.*

#### Group 12.

*Fæm.* Corpus mediocre, fere nudum. Caput subtus densissime pilosum. Facies subconvexa. Mystax parvus, densissime setosus. Proboscis sublinearis. Thoracis dorsum et latera parce setosa. Abdomen oblanceolatum, apice nitens vix compressum, alas paullo superans. Pedes sat validi, spinosi, fere nudi.

Radial as usual. Cubital vein forked at much beyond half its length; forks slightly undulating. First, second and third externo-medial veins nearly straight; third forming a hardly obtuse angle with the præbrachial, joining the fourth far from the border. Subanal joining the anal near the border.

*Asilus Penarius*, *Walk.*

#### Group 13.

*Fæm.* Corpus mediocre, subpubescens. Caput subtus dense pilosum. Facies plana. Mystax densissime setosus, antennis fere attingens. Proboscis sublinearis. Thoracis latera et scutellum subsetosa. Abdomen longiusculum, oblanceolatum, thorace plus duplo longius, alas superans, apicem versus subcylindricum. Pedes graciles, breviter spinosi.

Radial as usual. Cubital vein forked at a little before half its length; forks very near each other for one-third of the length from the base, after which the hind fork diverges, but again approaches the fore fork near their tips; fore fork angular at its base. First externo-medial vein slightly curved near its base; second straight; third slightly curved, forming a slightly obtuse angle with the præbrachial, joining the fourth at rather far from the border. Subanal joining the anal rather far from the border.

*Asilus Corythus*, *Walk.*

#### Group 14.

*Fæm.* Corpus parvum, parce hirtum. Caput subtus dense pilosum. Facies convexa. Mystax dense pilosus, mediocris. Proboscis lanceolata. Antennarum articulus 1us 2o plus duplo longior; 3us lanceolatus, 1o non longior; arista 3o brevior. Thoracis latera setosa.

Abdomen oblanceolatum, thorace duplo longius, apicem versus compressum. Pedes sat graciles, parce setosi, non hirti. Cubital vein forked at much beyond half its length; fore fork almost straight; hind fork slightly undulating. Externo-medial veins nearly straight; third forming an obtuse angle with the præbrachial, joining the fourth far from the border. Subanal joining the anal very near the border.

*Asilus Ochesus*, *Walk.*

#### Group 15.

*Fæm.* Corpus vix mediocre, fere nudum. Caput subtus dense pilosum. Facies apud epistoma subconvexa. Mystax setis paucis. Proboscis brevis, lanceolata. Antennarum articulus 1us 2o fere duplo longior; 3us longiconicus, 1o æqualis; arista 3o non longior. Thoracis latera et scutellum parce setosa. Abdomen oblanceolatum, thorace duplo longius, alas non superans, apice compresso lævi nitido. Pedes sat graciles, parce spinosi, vix hirti.

Radial vein as usual. Cubital vein forked at much beyond half its length; forks slightly undulating. First and second externo-medial veins straight; third hardly curved, forming an obtuse angle with the præbrachial, joining the fourth far from the border. Subanal joining the anal near the border.

*Asilus Coras*, *Walk.*



## Group 16.

Corpus mediocre, latiusculum, hirtum. Caput subtus dense pilosum. Facies parum convexa. Mystax raro setosus. Proboscis lanceolata. Antennarum articulus 1us 2o duplo longior; 3us lanceolatus, 1o paullo longior; arista 1o paullo longior. Thoracis latera et scutellum setosa. Pedes robusti, subpubescentes, raro spinosi; metatarsi latiusculi.

Radial as usual. Cubital vein forked at very much beyond half its length; fore fork nearly straight; hind fork undulating. First and second externo-medial veins nearly straight; first curved at the base; third curved, forming an obtuse angle with the præbrachial, joining the fourth far from the border. Subanal joining the anal rather near the border.

*Asilus Sophus*, *Walk.*; *A. Balacrus*, *Walk.*

## Group 17.

Corpus gracile, mediocre, fere nudum. Caput subtus pilosum. Facies plana. Mystax parvus, setis paucis apud epistoma. Mystax gracilis, sublinearis. Antennarum articulus 1us 2o duplo longior; 3us longiconicus, 1o multo brevior; arista 3o duplo longior. Thorax breviter et parce hirtus; latera et scutellum parce setosa. Abdomen thorace plus duplo longius, alas superans; incisuræ lateribus parce setosis. Pedes nudi, sat validi, parce spinosi. *Mas.*—Abdomen lineare. Sexualia minima. *Fæm.*—Abdomen apicem versus oblancoletum, apice compresso lævi nitido.

Cubital vein forked at much beyond half its length; forks very slightly undulating, their tips diverging. First, second and third externo-medial veins nearly straight; third forming an obtuse angle with the præbrachial, joining the fourth far from the border. Subanal joining the anal very near the border.

*Asilus Thimbro*, *Walk.*

## Group 18.

Corpus mediocre, fere nudum. Caput latum, subtus parce pilosum. Facies fere plana. Mystax parvus, setis paucis. Proboscis sublinearis. Antennarum articulus 1us 2o triplo longior; 3us lanceolatus, 1o paullo brevior; arista brevissima. Thoracis latera vix setosa. Pedes validi, spinosi, non hirti.

Cubital vein forked at much beyond half its length; forks nearly straight. Externo-medial veins nearly straight; third form-

ing an obtuse angle with the præbrachial, joining the fourth very far from the border. Subanal joining the anal very near the border.

*Asilus Dasius*, Walk.

279. *ASILUS CORISSUS*.

*Asilus Corissus*, *Cat. of Diptera*, Pt. 2, 464.

280. *ASILUS TAMPHILUS*.

*Asilus Tamphilus*, *Cat. of Diptera*, Pt. 2, 440.

281. *ASILUS ECHEPOLIS*.

*Asilus Echepolis*, *Cat. of Diptera*, Pt. 2, 459.

282. *ASILUS SOPHUS*.

*Asilus Sophus*, *Cat. of Diptera*, Pt. 2, 435.

283. *ASILUS GORGASUS*.

*Asilus Gorgasus*, *Cat. of Diptera*, Pt. 2, 422.

284. *ASILUS DIOCTRIÆFORMIS*.

Mas. *Niger; mystax fulvo varius; facies longa angusta; thorax fuscus, vittis nigris; abdomen elongatum; tibiæ testaceæ; alæ subfuscæ.*

*Asilus dioctriæformis*, *Macq. Dipt. Exot. Suppl.* 1, 90, 46, pl. 8 f. 13.

285. *ASILUS TRIOPAS*.

*Asilus Triopas*, *Cat. of Diptera*, Pt. 2, 444.

286. *ASILUS HALMUS*.

*Asilus Halmus*, *Cat. of Diptera*, Pt. 2, 446.

287. *ASILUS MICROPTERUS*.

Fœm. *Ater; flavo hirtus; femora viridescens; tibiæ testaceæ, posticæ subius nigricantes, anticæ hirsutæ; tarsi fuscæ; alæ breves hyalinæ, apice fuscæ.*

*Asilus micropterus*, *Macq. Dipt. Exot.* i. 2, 151, 41.

## 288. ASILUS VIBULANUS.

*Asilus Vibulanus*, *Cat. of Diptera*, Pt. 2, 438.

## 289. ASILUS ANTIORUS.

*Asilus Antiorus*, *Cat. of Diptera*, Pt. 2, 414.

## 290. ASILUS CORYMETA.

*Asilus Corymeta*, *Cat. of Diptera*, Pt. 2, 415.

## 291. ASILUS TEREBRATUS.

*Fœm.* *Ater*; *thorax flavidus, nigro vittatus*; *abdominis segmenta rufo marginata*; *terebra longa*; *pedes rufi, supra tarsisque nigri*; *alæ flavescentes, postice subfuscæ.*

*Asilus terebratus*, *Macq. Dipt. Exot. i. 2, 149, 37.*

Exotic?

## 292. ASILUS EANES.

*Asilus Eanes*, *Cat. of Diptera*, Pt. 2, 417.

## 293. ASILUS MELLEUS.

*Fœm.* *Rubidus*; *facies argentata*; *antennæ nigræ, basi fusco-fulvæ*; *thorax nigro vittatus*; *abdomen nigricans, incisuris albidis*; *pedes mellei*; *alæ hyalinæ.*

*Asilus melleus*, *Macq. Dipt. Exot. i. 2, 151, 42.*

## 294. ASILUS PENARIUS.

*Asilus Penarius*, *Cat. of Diptera*, Pt. 2, 439.

## 295. ASILUS CORYTHUS.

*Asilus Corythus*, *Cat. of Diptera*, Pt. 2, 440.

## 296. ASILUS OCHESIUS.

*Asilus Ochesus*, *Cat. of Diptera*, Pt. 2, 461.

## 297. ASILUS CORAS.

*Asilus Coras*, *Cat. of Diptera*, Pt. 2, 446.

## 298. ASILUS BALACRUS.

*Asilus Balacrus*, *Cat. of Diptera*, Pt. 2, 442.

## 299. ASILUS HERCULES.

*Cinereus*; *mystax flavo-albus*; *antennæ nigrae*; *thorax vittis nigricantibus*; *abdomen flavidum*; *pedes ferruginosi*; *alæ flavescences*, *plaga fuscana*.

*Asilus Hercules*, *Wied. Auss. Zweifl.* i. 425.

## 300. ASILUS INUMBRATUS.

*Asilus inumbratus*, *Diptera Saundersiana*, Pt. 2, 134.

## 301. ASILUS RUFIPES.

*Mas. Cinereus*; *pedes rufæ*, *femoribus intus nigris*; *alæ hyalinae*, *subflavescentes*, *areolis posticis ad discos cinereis*.

*Asilus rufipes*, *Macq. Dipt. Exot.* i. 2, 150, 38.

## 302. ASILUS VIRGO.

*Fœm. Cinereo-canescens*; *mystax pallide flavescens*; *antennæ nigricantes*; *thorax late vittatus*, *abdomen subtessellatum*; *pedes rubidi*, *femoribus tibiisque apice nigris*; *alæ limpidae*.

*Asilus Virgo*, *Wied. Auss. Zweifl.* i. 446, 32.

## 303. ASILUS THIMBRO.

*Asilus Thimbro*, *Cat. of Diptera*, Pt. 2, 460.

## 304. ASILUS OCHRIPIPES.

*Fœm. Flavido-cinereus*; *abdomen cinereum*; *pedes rufi*, *tarsis apice nigris*; *alæ flavescences*, *apice subfuscae*.

*Asilus ochripes*, *Macq. Dipt. Exot.* i. 2, 150, 40.

## 305. ASILUS DASIUS.

*Asilus Dasius*, *Cat. of Diptera*, Pt. 2, 462.

## 306. ASILUS? GROSSUS.

*Niger*, *hirsutus*; *caput antice*, *thorax et abdomen basi cinerea*; *thorax punctis duabus posticis flavis*; *alæ cinerea*, *venis fuscis*.

*Asilus grossus*, *Fabr. Syst. Antl.* 498, 113. *Wied. Auss. Zweifl.* i. 498, 113.

America.

### 307. ASILUS? MAURUS.

*Subferrugineus; antennæ ferrugineæ; thorax vittis tribus dorsali-  
bus pectusque punctis lateralibus nigris; abdominis segmenta  
fusco marginata.*

*Asilus maurus*, *Linn. Fabr. Ent. Syst.* iv. 376, 2; *Syst. Antl.* 153, 2. *Wied. Auss. Zweifl.* i. 499, 114.

North Africa.

## Genus 8. POLYPHONIUS.

Antennarum arista nuda, crassa; articulus Ius 2o multo brevior. Femora intermedia incrassata; tibiæ intermediæ apice calcaratæ.

*Polyphonus*, *Loew, Linn. Ent.* iii. 402, 403.

### 1. POLYPHONIUS LÆVIGATUS.

*Ater; capite, thoracis vittis et maculis abdominisque cingulis  
ochraceo pollinosis; alæ subfuscescentes.*

*Polyphonus lævigatus*, *Loew, Linn. Ent.* iii. 407, 1.

Rhodes.

## Genus 9. ATRACTIA.

Corpus non depressum nec ciliatum. Facies prominens. Antennarum articulus 3us latus compressus fusiformis; arista non ciliata. Alarum areola mediastinalis clausa; areolæ submarginales duæ.

*Atractia*, *Macq. Dipt. Exot.* i. 2, 151.

*Asilus*, p., *Wied.*

### 1. ATRACTIA PSILOGASTER.

*Niger; mystax niger; antennæ basi rufescentes; thorax albo  
pilosus; scutellum luteum; abdomen glabrum; pedes anteriores  
niveo micantes; tibiæ rubidæ; alæ subobscuræ.*

*Asilus psilogaster*, *Wied. Auss. Zweifl.* i. 456, 49.

*Atractia psilogaster*, *Macq. Dipt. Exot.* i. 2, 152, 1.

Brazil.

## Genus 10. OMMATIUS.

Corpus non depressum nec ciliatum. Facies prominens. Antennæ arista subtus ciliata. Alarum areola mediastinalis clausa; areolæ submarginales duæ.

Ommatius, *Illiger*; *Wied.*; *Macq.*

*Asilus* p., *Fabr.*

*Dasypogon*, p., *Fabr.*

Like *Asilus* in the structure of the wing-veins.

## North America.

## 1. OMMATIUS TIBIALIS.

*Fuscus*; antennæ nigrae; thorax vittatus; abdomen obsolete albo fasciatum; tibiæ albidæ; alæ apice obscuriores.

*Ommatius tibialis*, *Say*, *Journ. Acad. Philad.* 1822, 49. *Wied. Auss. Zweifl.* i. 422, 6.

Pennsylvania.

## Mexico.

## 2. OMMATIUS PUMILUS.

*Fœm.* *Cinereus*; *mystax flavidus*; *thorax vittis nigris*; *pedes nigri*, *tibiis basi testaceis*; *alæ hyalinæ apice subcinereæ*.

*Ommatius pumilus*, *Macq. Dipt. Exot. Suppl.* 2, 42, 6.

Mexico.

## West Indies.

## 3. OMMATIUS SACCAS.

*Ommatius Saccas*, *Cat. of Diptera*, Pt. 2, 474.

Jamaica.

## South America.

## 4. OMMATIUS MARGINELLUS.

*Cinereo-flavescens*; *thorax fusco vittatus*; *abdomen nigro-fuscum*; *pedes mellei*, *femoribus tibiisque apice nigris*.

*Asilus marginellus*, *Fabr. Spec. Ins.* ii. 464, 22; *Ent. Syst.* iv. 384, 36.

*Dasypogon marginellus*, *Fabr. Syst. Antl.* 170, 28.

*Ommatius marginellus*, *Wied. Dipt. Exot.* i. 213, 1; *Auss. Zweifl.* i. 421, 5. *Macq. Dipt. Exot.* i. 2, 134, 4, pl. 11, f. 4.

Brazil.

## 5. OMMATIUS RUFIPES.

Fœm. *Niger*; *mystax flavidus*; *antennæ basi apiceque testaceæ*; *thorax flavus, vittis nigris*; *abdomen incisuris flavis*; *pedes rufi*; *alæ subflavescentes*.

Ommatius rufipes, *Macq. Dipt. Exot. Suppl.* i. 88, 5.

Colombia.

## Africa.

A. Femora nigra.

A. *Mystax niger*. - - - - - auribarbis, *Wied.*

B. *Mystax albidus*. - - - - - pygmæus, *Wied.*

B. Femora fulva. - - - - - Jaculator, *Walk.*

## 6. OMMATIUS AURIBARBIS.

*Flavidus*; *barba aurea*; *mystax niger*; *antennæ nigræ*; *thorax nigro vittatus*; *abdomen et femora nigra*; *tibiæ tarsique rufescentia*; *alæ flavescentes*.

Ommatius auribarbis, *Mus. Berl. Wied. Auss. Zweifl.* i. 423, 9.

Sierra Leone.

## 7. OMMATIUS PYGMÆUS.

Mas. *Nigello-fuscanus*; *thorax vittis flavido-sejunctis latis*; *abdomen nigellum, incisuris albidis*; *pedes flavi, tibiis apice femoribusque nigris*; *alæ subflavescentes*.

Ommatius pygmæus, *Wied. Anal. Entom.* 26, 22; *Auss. Zweifl.* i. 424, 10.

Guinea.

## 8. OMMATIUS JACULATOR.

Ommatius Jaculator, *Diptera Saundersiana*, Pt. 2, 152.

Africa.

## Madagascar.

## 9. OMMATIUS MADAGASCARIENSIS.

Mas. *Niger*; *thorax scapulis albis*; *femora anteriora fulva*; *tibiæ anteriores albidæ*; *alæ flavescentes*.

Ommatius Madagascariensis, *Macq. Dipt. Exot.* i. 2, 133, 1, pl. 11, f. 3.

Madagascar.

## Isle of France.

## 10. OMMATIUS ALBOVITTATUS.

*Niger; thorax albidus vittis nigris; abdomen fasciis lateralibus albis; alæ subcinereæ.*

*Ommatius albovittatus*, *Wied. Anal. Entom.* 25, 20. *Auss. Zweifl.* i. 418, 1.

Isle of France.

## 11. OMMATIUS TARCHETIUS.

*Ommatius Tarchetius*, *Cat. of Diptera*, Pt. 2, 476.

Isle of France.

## Asia.

## A. Femora nigra.

## A. Alæ flavescentes.

a. Thorax non vittatus. - - - - fulvidus, *Wied.*

b. Thorax nigro vittatus. - - - - conopsoides, *Wied.*

c. Thorax fusco vittatus. - - - - Pennus, *Walk.*

B. Alæ sublimpidæ. - - - - leucopogon, *Wied.*

## B. Femora fulva.

A. Femora postica nigro fasciata. - - - - compeditus, *Wied.*

B. Femora anteriora nigro vittata. - - - - rufipes, *Macq.*

## C. Femora tota pallida.

## A. Alæ subflavescentes.

a. Abdomen nigrum. - - - - dispar, *Macq.*

b. Abdomen fulvum, nigro fasciatum. - - - - auratus, *Fabr.*

b. Alæ limpidae. - - - - nanus, *Walk.*

## 12. OMMATIUS FULVIDUS.

*Mas. Fulvidus; antennæ apice nigræ; abdomen nigrum; incisuris fulvis; pedes nigri, tibiis fulvis; alæ flavescentes.*

*Ommatius fulvidus*, *Wied. Dipt. Exot.* i. 214, 3; *Auss. Zweifl.* i. 420, 3. *Macq. Dipt. Exot. Suppl.* 3, 29, pl. 3, f. 2.

*Asilus Garnotii*, *Guér. Voy. de la Coquille, Zool.* ii. 292. *Atlas*, pl. 20, f. 8.

Java. Moluccas.

## 13. OMMATIUS CONOPSOIDES.

*Fulvidus; facies alba; antennæ nigræ; thorax nigro vittatus; abdomen nigrum, marginibus late canis; femora nigra; tibiæ fulvæ; alæ subflavescentes, ad costam fuscescentes.*



*Ommatius conopsoides*, *Mus. Berl. Wied. Auss. Zweifl.* i. 422, 7.

Sumatra.

Var.? *Mas. Niger*; *facies alba*; *thorax nigro-fuscus*, *vitta lata atra*, *incisuris pectoreque canis*; *abdomen clavatum*, *segmentorum marginibus posticis canis*, *apice rufescente*; *tibiæ*  
 • *fulvæ*, *apice nigræ*; *metatarsi subtus rufescentes*; *alæ cinereæ*,  
*apud costam fuscescentes*, *dimidio basali postico sublimpido*.

*Male*. Inferior appendages of the abdomen much curved. Length of the body 5 lines; of the wings 8 lines. This may be a distinct species.

a. Sumatra. From Sir Stamford Raffles' collection.

#### 14. OMMATIUS PENNUS.

*Ommatius Pennus*, *Cat. of Diptera*, Pt. 2, 469.

Var.? *Ommatius Coryphe*, *Cat. of Diptera*, Pt. 2, 469.

Borneo. Corea.

*Fem*. Style of the abdomen nearly as long as the anterior part, which is fusiform. Anterior femora tawny, with black tips; hind femora with a tawny subapical band.

a—c. Sumatra. From Sir Stamford Raffles' collection.

#### 15. OMMATIUS LEUCOPOGON.

*Niger*; *barba alba*; *thorax vittis flavido vix interstinctis*; *tibiæ posticæ luteæ*; *alæ sublimpidæ*.

*Ommatius leucopogon*, *Wied. Anal. Entom.* 25, 21; *Auss. Zweifl.* i. 423, 8.

East Indies.

#### 16. OMMATIUS COMPEDITUS.

*Niger*; *abdomen melleum*, *basi apiceque nigrum*; *pedes flavi*; *femoribus posticis nigro fasciatis*; *alæ flavidæ*.

*Ommatius compeditus*, *Wied. Auss. Zweifl.* i. 419, 2.

East Indies?

#### 17. OMMATIUS RUFIPES.

*Mas. Fulvidus*; *thorax nigro vittatus*; *abdomen fuscum incisuris fulvis*; *pedes fulvi*, *femoribus anterioribus nigro vittatis*; *alæ subflavescentes apice fusæ*.

*Ommatius rufipes*, *Macq. Dipt. Exot.* i. 2, 133, 3, pl. 11, f. 5.

Java.

## 18. OMMATIUS DISPAR.

*Thorax maris cinereus vittis fuscis, scœm. testaceus; abdomen nigrum; pedes fulvi; alæ subflavescentes apice fuscana, maris dilatata.*

Ommatius dispar, *Macq. Dipt. Exot. Suppl.* 3, 28, 7, pl. 3, f. 3.

Java.

## 19. OMMATIUS AURATUS.

*Scœm. Subtestaceus; thorax aureo micans, vittis fuscis; abdominis segmenta 4um et 5um nigra; alæ subtestacea.*

Ommatius auratus, *Wied., Macq. Dipt. Exot.* i. 2, 133, 2.

East Indies.

*Male.* Body and legs wholly testaceous. Abdomen slightly attenuated from the base to one-third of the length, fusiform from thence to the tip. Wings hardly grayish, with a slight testaceous tinge in front; union of the subcostal and radial veins nearer to the tip of the wings than in the female.

a. Punjab. Presented by Brigadier Hearsay.

## 20. OMMATIUS NANUS.

Ommatius nanus, *Diptera Saundersiana*, Pt. 2, 153.

East Indies.

## Australia.

A. Femora nigra.

A. Tibiæ nigro vittatæ. - - - - - Lema, *Walk.*

B. Tibiæ non vittatæ. - - - - - Cœræbus, *Walk.*

B. Femora rufa. - - - - - Ialmus, *Walk.*

## 21. OMMATIUS LEMA.

Ommatius Lema, *Cat. of Diptera*, Pt. 2, 472.

New Holland.

## 22. OMMATIUS CŒRÆBUS.

Ommatius Cœræbus, *Cat. of Diptera*, Pt. 2, 473.

New Holland.

## 23. OMMATIUS IALMUS.

Ommatius Ialmus, *Cat. of Diptera*, Pt. 2, 479.

New Holland.

## Sandwich Islands.

## 24. OMMATIUS ANDROCLES.

*Ommatius Androcles*, *Cat. of Diptera*, Pt. 2, 470.

## Country unknown.

## A. Tibiæ nigræ.

A. Femora tibiæque omnino nigra. - - - - - Papus, *Walk.*

B. Femora tibiæque basi rufa. - - - - - Amyclæus, *Walk.*

B. Tibiæ rufæ, nigro vittatæ; posticæ nigræ. Plautius, *Walk.*

## C. Tibiæ flavæ, apice nigræ.

A. Alæ subfuscæ. - - - - - Pera, *Walk.*

B. Alæ limpidæ. - - - - - Hecale, *Walk.*

D. Tibiæ ferruginæ. - - - - - Ademon, *Walk.*

## 25. OMMATIUS PAPUS.

*Ommatius Papus*, *Cat. of Diptera*, Pt. 2, 472.

## 26. OMMATIUS AMYCLÆUS.

*Ommatius Amyclæus*, *Cat. of Diptera*, Pt. 2, 477.

## 27. OMMATIUS PLAUTIUS.

*Ommatius Plautius*, *Cat. of Diptera*, Pt. 2, 471.

## 28. OMMATIUS PERA.

*Ommatius Pera*, *Cat. of Diptera*, Pt. 2, 475.

## 29. OMMATIUS HECALE.

*Ommatius Hecale*, *Cat. of Diptera*, Pt. 2, 476.

## 30. OMMATIUS ADEMON.

*Ommatius Ademon*, *Cat. of Diptera*, Pt. 2, 478.

## Genus 11. LECANIA.

Corpus non depressum nec ciliatum. Facies prominens. *Mystax* mediocris. Antennarum arista longissima, lamella terminali. Alarum areola mediastinalis clausa; areolæ dua submarginales, 2a simplex.

*Lecania*, *Macq. Dipt. Exot. i. 2*, 131.

Radial vein nearly straight, joining the subcostal at some distance from the tip of the latter. Cubital forked at very much beyond half its length; forks hardly undulating, a little nearer to each other in the middle than towards each end. First and second externo-medial veins nearly straight; third slightly curved, forming an obtuse angle with the præbrachial, joining the fourth far from the border. Subanal joining the anal at some distance from the border.

### South America.

#### 1. LECANIA RUFIPES.

*Flavida; thorax nigro vittatus; abdomen nigrum; pedes rufi; alæ flavescentes.*

*Lecania rufipes*, Macq. *Dipt. Exot.* i. 2, 131, pl. 11, f. 2.

Brazil.

Var.? Mas. et fœm: *Cervina; caput et pectus alba, illum albo pilosum; antennæ rufescentes; thorax vittis duabus dorsalibus maculisque lateralibus fuscis; abdomen supra piceum marginibus posticis fulvis, apice nigrum; pedes fulvi, femoribus posterioribus tarsisque apice nigris; alæ subfuscescentes, apice obscuriores.*

Fawn colour. Head and pectus white. Head clothed beneath with white hairs. Face slightly convex towards the epistoma. *Mystax* small. Proboscis black, lanceolate. Antennæ dull reddish; first joint more than twice the length of the second; third elongate-conical, much shorter than the first; arista full four times the length of the third. Thorax with two brown dorsal stripes, and four brown lateral oblique spots. Abdomen above piceous; hind borders of the segments tawny; tip black. Legs pale tawny, with a few black spines; tips of the posterior femora and of the tarsi black. Wings slightly brownish, darker towards the tips. Halteres testaceous. *Male*.—Arista dilated at the tip. Sexualia of moderate size; forceps broad, obtuse. *Fem*.—Arista not dilated. Apical fourth part of the abdomen stylate. Length of the body 7—8 lines; of the wings 12—13 lines.

a. Santarem, Brazil. From Mr. Bates' collection.

b. ———?

## Country unknown.

## 2. LECANIA FEMORATA.

Mas. *Nigra*; thorax flavido bivittatus; pedes rufi, femoribus incrassatis externe fuscis; alæ flavescentes, apice subfusca.

*Lecania femorata*, Macq. *Dipt. Exot.* i. 2, 132, 2.

## Genus 12. SENOPROSOPUS.

Corpus non depressum nec ciliatum. Facies plana, angusta. *Mystax* mediocris. Thorax non cristatus. Abdomen non carinatum; *maris* sexualia mediocria; *fem.* terebra non spinosa. Alarum areola mediastinalis clausa; areola submarginalis 2a simplex; 4a posterior petiolata.

*Senoprosopus*, Macq. *Dipt. Exot.* i. 2, 130.

## 1. SENOPROSOPUS DIARDII.

Mas. *Rufescens*; thorax fusco vittatus; abdomen nigrum, incisuris albidis; pedes flavi, femoribus posticis tarsisque nigris; alæ flavæ, apice fuscæ.

*Senoprosopus Diardii*, Macq. *Dipt. Exot.* i. 2, 130, 1, pl. 11, f. 1.

Bengal.

## Genus 13. DAMALIS.

Corpus non depressum nec ciliatum. *Onychia* conspicua. Alarum areola mediastinalis aperta; areolæ duæ submarginales.

*Damalis*, *Fabr. Syst. Antl.* 148; *Wied*; *Macq.*

*Dioctria*, p., *Wied. Dipt. Exot.*

*Dasygogon*, p., *Wied. Dipt. Exot.*

*Damalis* et *Chalcidomorpha*, *Westw.*

## South America.

## 1. DAMALIS? DIVISA.

*Nigra*; abdominis segmenta marginibus posticis canis; metatarsi basi et genua fulvescentia; alæ limpida, dimidio basali nigricante; halteres flavi.

Black. Face silvery white. Thorax with brownish tomentum. Feet hoary. Abdomen full twice the length of the thorax; hind

borders of the segments hoary. Legs shining; metatarsi towards the base and knees tawny. Wings limpid; basal half blackish; veins black. Halteres pale yellow. Length of the body  $3\frac{1}{2}$ —4 lines; of the wings 6—7 lines.

a, b. Santarem. From Mr. Bates' collection.

## Africa.

- A. Alæ limpidæ, venis fusco limbatis. - - - capensis, Wied.  
 B. Alæ fuscæ. - - - - - hirtiventris, Macq.  
 C. Alæ limpidæ. - - - - - hyalipennis, Macq.

## 2. DAMALIS CAPENSIS.

Fœm. *Nigra*; thorax fuscus; abdomen obscure coriaceum; pedes fulvi, tibiis antice femoribusque nigris; alæ limpidæ, venis fusco limbatis.

*Dioctria heterocera*, Wied. *Dipt. Exot.* i. 162, 6.

*Dasypogon anomalus*, Wied. *Dipt. Exot.* i. 232, 35.

*Damalis capensis*, Wied. *Auss, Zweisl.* i. 416, 1.

Cape.

## 3. DAMALIS HIRTIVENTRIS.

*Mystax*, antennæ pedesque nigra, thorax flavidus, vittis nigris; abdomen fuscum, apice nigrum; femora apice tibiæque fulva; alæ fuscæ.

*Damalis hirtiventris*, Macq. *Dipt. Exot. Suppl.* 1 94, 3.

Caffraria.

## 4. DAMALIS HYALIPENNIS.

*Albida*; mystax antennæque nigra; thorax vittis fuscis; abdomen maculis dorsalibus nigris; pedes testacei; alæ hyalinæ.

*Damalis hyalipennis*, Macq. *Dipt. Exot. Suppl.* i. '95, 4, pl. 8, f. 19.

Caffraria.

## Asia.

A. Alæ apice saltem pallidæ.

A. Abdomen chalybeum.

• A. Pedes mellei. - - - - - myops, Fabr.

B. Pedes rufi. - - - - - tibialis, Macq.

B. Abdomen æneum. - - - - - Andron, Walk.

- C. Abdomen nigrum. - - - - - fuscus, *Walk.*  
 D. Abdomen flavum. - - - - - planiceps, *Fabr.*  
 E. Abdomen melleum, nigro maculatum. - maculata, *Wied.*  
 B. Alæ totæ nigro-fuscæ. - - - - - fumipennis, *Walk.*

## 5. DAMALIS MYOPS.

*Nigella*; abdomen chalybeum; pedes mellei, femoribus apice nigris; alæ basi ultra medium fuscæ.

*Damalis myops*, *Fabr. Syst. Antl.* 148, 4. *Wied. Auss. Zweifl.* i. 417, 3.

Sumatra.

## 6. DAMALIS TIBIALIS.

*Mas. Atra*; thorax latera rufa; abdomen violaceo nitens; pedes rufi, femoribus supra nigris, tibiis posticis apice crassis; alæ hyalinæ, basi fuscæ.

*Damalis tibialis*, *Macq. Dipt. Exot.* i. 2, 154, 1, pl. 12, f. 6.

*Damalis myops*, var. f.

East Indies.

## 7. DAMALIS ANDRON.

*Damalis Andron*, *Cat. of Diptera*, Pt. 2, 480.

China.

## 8. DAMALIS FUSCA.

*Damalis fusca*, *Cat. of Diptera*, Pt. 2, 481.

North Bengal.

## 9. DAMALIS PLANICEPS.

*Thorax nigellus*, limbo scutelloque flavidis; abdomen pedesque flava; alæ dimidio basali nigro-fusco.

*Damalis planiceps*, *Fabr. Syst. Antl.* 148, 2. *Wied. Zool. Mag.* i. 60, pl. 2, f. 4; *Auss. Zweifl.* i. 417, 4. *Macq. Dipt. Exot.* i. 2, 154, 2.

Coromandel, Tranquebar.

## 10. DAMALIS MACULATA.

*Mas. Nigra*; thorax flavidus, disco nigello; abdomen melleum, utrinque nigro maculatum; pedes ferrugini, fasciis nigricantibus; alæ flavescens.

*Damalis maculata*, Wied. *Auss. Zweifl.* i. 416, 2.

Java.

11. *DAMALIS FUMIPENNIS*.

*Nigro-cuprea*; antennæ *nigræ*; thoracis latera *fulvescentia*; pedes *fulvi*, coxis tibiis apice tarsisque *nigricantibus*; alæ *nigro-fuscæ*.

Cupreous black. Antennæ black. Pectus and sides of the thorax dull tawny. Legs tawny; coxæ, tarsi and tips of the tibiæ blackish; hind femora armed with short spines; hind tibiæ much curved. Wings blackish brown. Halteres testaceous. Length of the body 3 lines; of the wings 6 lines.

a. Java. From the East India Company's collection.

Australia.

12. *DAMALIS FUSCIPENNIS*.

*Facies mystax barbaque albida*; antennæ *nigræ*; thorax *flavus*, vittis *nigris*; abdomen et pedes *fulva*; alæ *fuscæ*.

*Damalis fuscipennis*, Macq. *Dipt. Exot. Suppl.* 1, 95, 5.

New Holland.

Country unknown.

The following species is the type of the genus *Chalcidomorpha* of Westwood, who has described it as follows:—

“Caput brevissimum, latum, oculis maximis elevatis. Proboscis capitis longitudine, perpendicularis. Palpi brevissimi, setigeri. Antennæ breves; articulus 1us parvus, cylindricus; 2us paullo major, cyathiformis; 3us longior, conicus, apice longe setiger. Thorax elevatus, antice in collum attenuatus. Abdomen crassum, læve. Femora postica incrassata, subtus serie duplici denticulorum; coxæ et trochanteres magna; tibiæ arcuatæ.”

*Chalcidomorpha*, Westw. *Ann. Soc. Ent. Fr.* iv. 684.

13. *DAMALIS FULVIPES*.

*Niger*; frons *albida*; thorax *cinereus*, vix *pubescens*, lateribus scutelloque *subalbidis*; abdomen *flavum*; pedes *fulvi*, femoribus apice *nigris*, posticis 10-denticulatis; alæ *hyalinæ*, dimidio *infumato*, in medio *obscurioribus*.

*Chalcidomorpha fulvipes*, Westw. *Ann. Soc. Ent. Fr.* iv. 68, 41.



## Genus 14. PHENEUS.

Corpus longi-obconicum. Antennarum articulus 1us et 2us breves; 3us longior, conicus, arista longissima. Abdomen longi-obconicum. Pedes postici longi, validi.

Pheneus, *Diptera Saundersiana*, Pt. 2, 155.

Fore fork of the cubital vein slightly undulating; hind fork nearly straight, parallel to the first externo-medial; third externo-medial forming an obtuse angle with the præbrachial, joining the fourth at a short distance from the border. Subanal inclined towards the anal, but at a short distance from it on the border.

## 1. PHENEUS TIBIALIS.

Pheneus tibialis, *Diptera Saundersiana*, Pt. 2, 156, pl. 4, f. 3.

Jamaica.

## Genus 15. LEPTOGASTER.

Corpus mediocre aut parvum, fere nudum. Proboscis porrecta. Antennarum articulus 3us lanceolatus; arista brevis. Abdomen longum, gracile, obclavatum. Pedes graciles, postici longi; femora tibiæque subclavata; onychia nulla. Alæ breves; venæ subcostalis et radialis non conjunctæ.

Leptogaster, *Meig. Klass. Zweifl.*; *Wied.*; *Zell.*; *Zett.*; *Loew.*

*Asilus*, p., *Deg.*; *Geoffr.*; *Fabr. Ent. Syst.*; *Schr.*

*Dasygogon*, p., *Fabr. Syst. Antl.*

*Gonypes*, *Latr.*; *Macq.*

## Europe and Asia Minor.

## A. Alæ limpidæ.

## A. Antennæ nigræ.

## a. Abdomen flavo non maculatum.

a. Femora tibiæque apicem versus fusca. *hispanicus*, *Meig.*

b. Femora postica ante apicem nigro-cingulata.

*nigricornis*, *Loew.*

## b. Abdomen flavo maculatum.

*variegatus*, *Loew.*

## B. Antennarum articulus 2us rufo aut flavo-ferrugineus.

## a. Femora non nigro lineata.

a. Antennarum arista pubescens. *guttiventris*, *Zett.*

b. Antennarum arista nudiuscula.

i. Antennarum articulus 3us non pubescens.

*gracilis*, *Loew.*

ii. Antennarum articulus 3us subtus distincte pubescens.

pubicornis, *Loew*.

B. Femora postica nigro lineata.

a. Areola submarginalis 2a longa, breviter petiolata.

cylindricus, *Deg.*

b. Areola submarginalis 2a brevis, longissime petiolata.

pedunculatus, *Loew*.

C. Antennarum articuli 1us et 2us flavi.

A. Abdomen flavo non maculatum. - - -

palparis, *Loew*.

B. Abdomen flavo maculatum. - - -

subtilis, *Loew*.

B. Alæ semifuscæ. - - - - -

Pallasii, *Wied.*

### 1. LEPTOGASTER PALPARIS.

*Palpi et antennarum articuli 1us et 2us flavi.*

*Leptogaster palparis*, *Loew*, *Linn. Ent.* ii. 396, 1.

*Stanchio*.

### 2. LEPTOGASTER HISPANICUS.

*Antennæ nigræ; femora tibiaque pallide flava, apicem versus fuscescentia.*

*Leptogaster hispanicus*, *Meig. Zweifl.* vii. 76, 4. *Loew*, *Linn. Ent.* ii. 397, 2.

*Spain*.

### 3. LEPTOGASTER GUTTIVENTRIS.

*Fœm. Cinerascens; thoracis dorsum vittis 3 obscure fuscis; abdomen supra fuscescens, incisuris glaucis; pedes flavi, tibiis intus, femorum posteriorum annulo apicali, tarsorumque omnium articulis 4 ultimis, nigro-fuscis; alæ hyalinæ abdomine paullo breviores.*

*Leptogaster guttiventris*, *Stæger, MSS. Zett. Dipt. Scand.* i. 187, 2. *Loew*, *Linn. Ent.* iii. 397, 3.

*Leptogaster cylindricus?* *Meig. Dipt.* ii. 243, 1, pl. 21, f. 16.

*Leptogaster pallipes, var.*, *Ros. Conop. Wurt. Landw. Ver.* 1840, 1, 1.

*North Europe*.

### 4. LEPTOGASTER GRACILIS.

*Gracillimus; antennarum articulus 2us flavo-ferrugineus, arista nudiuscula; femora postica ante apicem valde incrassata, latissime nigro annulata.*

*Leptogaster gracilis*, *Loew*, *Linn. Ent.* ii. 399, 4.

*Makri, Asia Minor*.

## 5. LEPTOGASTER SUBTILIS.

Fœm. *Gracillimus*; *proboscis flava*; *antennæ pallide flavæ, apice fuscæ*; *abdomen flavo maculatum*.

*Leptogaster subtilis*, *Loew, Linn. Ent. ii. 401, 5.*

South Italy.

## 6. LEPTOGASTER VARIEGATUS.

*Proboscis et antennæ nigræ*; *abdomen nigrum, flavo maculatum*.

*Leptogaster variegatus*, *Loew, Linn. Ent. ii. 402, 6.*

*Leptogaster nitidus*, *Macq. Dipt. Nord. Asil. 12, 3*; *Meig. Zweifst. vii. 77, 5.*

*Gonypes nitidus*, *Macq. Hist. Nat. Dipt. i. 316, 4.*

France.

## 7. LEPTOGASTER CYLINDRICUS.

*Antennarum articulus 2us flavo-ferrugineus*; *femoræ postica longitudinaliter nigro lineata*; *areola submarginalis 2a longa, breviter pedunculata*.

*Leptogaster cylindricus*, *Meig. Zweifst. ii. 343, 1.*

*Asilus cylindricus*, *Deg.*

*Gonypes cylindricus*, *Macq. Expl. Sci. Alg. iii. Ins. 443, 80, 439, 69.*

North and Middle Europe. Eastern Siberia. North Africa.

a.—e. England. From Mr. Stephens' collection.

Var.? *Cinerascens*; *antennæ nigræ, articulus 2o rufo-ferrugineus*; *thoracis dorsum nigrum*; *pedes flavo-ferruginei, longitudinaliter nigro lineati*; *alæ hyalinæ, abdomine dimidio breviores*.

*Leptogaster dorsalis*, *Dahlb. Act. Holm. 1850, 159. Zett. Dipt. Scand. xi. 4263.*

Sweden.

## 8. LEPTOGASTER PEDUNCULATUS.

*Antennarum articulus 2us apice, 3us basi rufo-ferruginei*; *femora postica longitudinaliter nigro lineata*; *areola submarginalis 2a brevis, longissime pedunculata*.

*Leptogaster pedunculatus*, *Loew, Linn. Ent. ii. 405, 8.*

Sicily.

## 9. LEPTOGASTER NIGRICORNIS.

*Robustus; antennæ nigrae; femora postica ante apicem nigro-cingulata.*

*Leptogaster nigricornis, Loew, Linn. Ent. ii. 407, 9.*

Sicily.

## 10. LEPTOGASTER PUBICORNIS.

*Fœm. Robustior; antennarum articulus 3us basi 2usque rufo-ferruginet, 3us subtus distincte pubescens; femora postica latissime nigro-cingulata.*

*Leptogaster pubicornis, Loew, Linn. Ent. ii. 408, 10.*

Hungary.

## 11. LEPTOGASTER PALLASII.

*Fœm. Niger; alæ semifusca; pedes pallide flavi, femorum fasciis, tibiis apicę tarsisque fuscis.*

*Leptogaster Pallasii, Wied. Zool. Mag. i. 2, 37. Meig. Zweifl. ii. 345, 3. Loew, Linn. Ent. ii. 409, 11.*

South Russia.

North America.

## 12. LEPTOGASTER HISTRIO.

*Rubido-fuscus; thorax vittis tribus nigellis; abdomen fuscum, albido fasciatum; pedes flavi, postici fusco fasciati; alæ limpidæ.*

*Leptogaster annulatus, Say, Journ. Acad. Philad. iii. 75, 1.*

*Leptogaster Histrio, Wied. Auss. Zweifl. i. 535, 5.*

Pennsylvania.

## 13. LEPTOGASTER NITIDUS. (Nomen bis lectum.)

*Fœm. Testaceus, nitidus; abdomen fuscum; pedes rufi, femoribus posticis basi flavis medio fusco-cinctis, tibiis posticis apice fuscis; alæ flavescens, apice subcinereæ.*

*Gonypes nitidus, Macq. Dipt. Exot. i. 2, 155, 1, pl. 12, f. 7.*

Carolina.

## South America.

## A. Abdomen supra totum nigrum aut piceum.

A. Thorax piceus. - - - - - niger, *Wied.*B. Thorax testaceus, nigro vittatus. - - - Audouinii, *Macq.*

C. Thorax nigricans, lateribus testaceo lineatis.

fuscipennis, *Blanch*

## B. Abdomen nigro-fuscum, basi luteum.

- basalis, *Walk.*

## C. Abdomen incisuris aut fasciis pallidus.

A. Alæ flavidæ, apice fuscæ. - - - rubidus, *Wied.*

B. Alæ subhyalinæ aut limpide.

a. Pedes non fasciati. - - - bicolor, *Macq.*

b. Pedes fasciati.

a. Femora unifasciata. - - - ferrugineus, *Walk.*

b. Femora et tibiæ bifasciata.

i. Thorax maculatus. - - - gracillimus, *Walk.*ii. Thorax non maculatus. - - - multicinctus, *Walk.*c. Femora et tibiæ trifasciata. - - - annulipes, *Walk.*

## 14. LEPTOGASTER NIGER.

*Picea*; facies alba; metatarsi flavi; femora postica fusco-flava, basi albido-flava, apice nigro-fusca; alæ subflavescentes.*Leptogaster niger*, *Wied. Auss. Zweifl.* i. 533, 1.

a. Parà. From Mr. Bates' collection.

b. Santarem. From Mr. Bates' collection.

c. Tapayos. From Mr. Bates' collection.

## 15. LEPTOGASTER AUDOUINII.

*Mas. Testaceus, nitidus; thorax nigro vittatus; abdomen et pedes nigra; pedes postici elongati, tibiis basi metatarsisque albidis; alæ subflavescentes, apice subcinereæ.**Gonypes Audouinii*, *Macq. Dipt. Exot.* i. 2, 125, 2.

a. South America. From Mr. Saunders' collection.

## 16. LEPTOGASTER BASALIS.

*Pallide luteus; abdomen nigro-fuscum, basi luteum; pedes postici fuscii, femorum fascia ante apicali basique luteis; alæ fusco-violaceæ, apice hyalinæ.**Male.* Pale luteous. Abdomen blackish brown, very long and slender; first segment luteous, brown above towards the tip; hind

borders of the second and third segments luteous on each side. Legs long and slender; hind legs brown, their femora luteous towards the base, and with a luteous band near the tips. Wings violet-brown, nearly limpid towards the tips, which are gray; some nearly hyaline streaks towards the hind border. Length of the body 6 lines; of the wings 10 lines.

a. Ega, on the Amazon. From Mr. Bates' collection.

#### 17. LEPTOGASTER FUSCIPENNIS.

*Nigricans; facies albido sericea; thoracis latera testaceo lineata; pedes fusco-nigri; alæ totæ nigricantes.*

*Gonypes fuscipennis*, Blanch. Gay, *Hist. de Chile, Zool.* vii. 371, 1. *Atlas*, pl. 3, f. 6.

Santiago.

#### 18. LEPTOGASTER RUBIDUS.

*Rubidus; abdomen incisuris luteis; pedes flavescentes, femoribus anterioribus apice posticisque totis fuscis; alæ flavidæ, apice fuscæ.*

*Leptogaster rubidus*, Wied. *Dipt. Exot.* i. 242. *Auss. Zweifl.* i. 533, 2.

South America.

#### 19. LEPTOGASTER BICOLOR.

*Fœm. Thorax testaceus nitidus; abdomen fuscum, incisuris flavidis; pedes fulvi; alæ subhyalinæ.*

*Gonypes bicolor*, Macq. *Dipt. Exot. Suppl.* 3, 31, 3.

Rio Negro.

#### 20. LEPTOGASTER FERRUGINEUS.

*Mas. Ferrugineus; pectus thoracisque latera cana; abdomen supra nigricans; femora postica fuscia subapicalit̄ fulva; alæ subcinereæ, venis nigris; halteres albi, apice fuscî.*

*Male.* Ferruginous. Proboscis and antennæ tawny. Pectus and sides of the thorax hoary. Abdomen blackish above. Legs moderately stout; hind femora with a tawny subapical band. Wings very slightly grayish; veins black. Halteres white, with brown knobs. Length of the body 7 lines; of the wings 10 lines.

a. Parà. From Mr. Bates' collection.

## 21. LEPTOGASTER GRACILLIMUS.

Mas. *Niger*; antennæ, proboscis et thoracis maculæ fulvescenti pectus testaceum, vittis duabus obliquis nigris; abdomen gracillimum segmentis basi fulvis; pedes anteriores testaceis femoribus nigro vittatis, tibiis fusco vittatis; postici nig. femoribus tibiisque fulvo vittatis, metatarsis testaceis.

*Male.* Black, shining. Proboscis and antennæ tawny, the latter brownish towards the tips. Thorax with tawny spots. Pectus testaceous, with a black oblique stripe on each side. Abdomen very slender, more than six times the length of the thorax; segment tawny at the base. Anterior legs tawny; each femur and tibia with a black band; knees black; tarsi with very long spines. Hind legs black; femora and tibiæ with tawny subapical bands; femora and tarsi tawny towards the base. Wings limpid; veins black. Halteres whitish, with black knobs. Length of the body  $4\frac{1}{2}$  lines; of the wings 5 lines.

a. Parà. From Mr. Bates' collection.

## 22. LEPTOGASTER MULTICINCTUS.

*Leptogaster multicinctus*, *Diptera Saundersiana*, Pt. 2, 155.

South America.

## 23. LEPTOGASTER ANNULIPES.

Mas. *Piceus*; pectus fulvum, albido tomentosum; abdomen nigrum, segmentorum marginibus posticis testaceis; pedes fulvi, femoribus tibiis tarsisque basi albidis, femoribus tibiisque fusco trifasciatis, tarsi postici genibusque fuscis; alæ limpidae.

*Male.* Piceous. Head, proboscis and antennæ black. Pectus tawny, with whitish tomentum. Abdomen black; hind border of the segments testaceous. Legs tawny, rather stout; knees brown; femora, tibiæ and tarsi whitish towards the base; femora and tibiæ with three brown bands; hind tarsi mostly brown. Wings limpid; veins black. Halteres testaceous, with brown knobs. Length of the body 4 lines; of the wings 6 lines.

a. Parà. From Mr. Bates' collection.

## Africa.

Alæ subflavescentes.	- - - - -	nitidus, <i>Wied.</i>
Alæ subhyalinæ, stigmatate nigro-fusco.	- - - - -	stigmaticalis, <i>Loew.</i>
Alæ subhyalinæ.	- - - - -	albitarsis, <i>Macq.</i>
Alæ flavo-fuscæ, basi obscuriores.	- - - - -	Proculus, <i>Walk.</i>
Alæ fuscæ, ad costam ferrugineæ.	- - - - -	Datis, <i>Walk.</i>

## 24. LEPTOGASTER NITIDUS.

*Glaucescens; thorax nigro vittatus; abdomen nigro fasciatum; pedes flavi, postici nigro-cincti; alæ subflavescentes.*

*Leptogaster nitidus, Wied. Auss. Zweifl. i. 536.*

Nubia.

## 25. LEPTOGASTER STIGMATICALIS.

*Facies, mystax, pleuræ, et scutellum albida; thorax lævis, nitidus, obscure badius; alæ subhyalinæ, basi flavescentes, stigmatate distinctissimo nigro-fusco.*

*Leptogaster stigmaticalis, Loew, Bericht Verhandl. Kon. Preuss. Akad. Wissensch. Berl. 1852, 658, 5.*

Mozambique.

## 26. LEPTOGASTER ALBITARSIS.

*Mas. Ater; facies mystaxque flava; pedes fulvi, tibiis posticis apice nigris, metatarso antico albo; alæ subhyalinæ.*

*Leptogaster cylindricus, var.?*

*Gonypes albitarsis, Macq. Dipt. Exot. Suppl. 1, 96, 3.*

Caffraria.

## 27. LEPTOGASTER PROCULUS.

*Leptogaster Proculus, Cat. of Diptera, Pt. 2, 482.*

Sierra Leone.

## 28. LEPTOGASTER DATIS.

*Leptogaster Datis, Cat. of Diptera, Pt. 2, 483.*

Sierra Leone.

## Asia.

## 29. LEPTOGASTER MARION.

*Leptogaster Marion, Cat. of Diptera, Pt. 2, 484.*

North Bengal.



## Australia.

## 30. LEPTOGASTER PEDANIUS.

*Leptogaster Pedanius*, *Cat. of Diptera*, Pt. 2, 484.  
New Holland.

## Country unknown.

- A. Thorax nigro vittatus. - - - - - vittatus, *Wied*  
B. Thorax non vittatus. - - - - - glabratus, *Wied*

## 31. LEPTOGASTER VITTATUS.

*Rubidus*; thorax nigro vittatus; abdomen fuscum, fasciis albidis  
pedes flavi; femora puncto apicali fusco.

*Leptogaster vittatus*, *Wied. Auss. Zweifl.* i. 534, 3.

## 32. LEPTOGASTER GLABRATUS.

*Hyacinthino-glaber*; antennæ flavæ; abdomen fuscum, flavide  
fasciatum; pedes mellei; femora puncto apicali fusco; alæ  
limpidæ.

*Leptogaster glabratus*, *Wied. Auss. Zweifl.* i. 534, 4.

## A D D E N D A .

### ERAX CHILENSIS.

*Nigricans, cinereo sericeus; thorax nigro vittatus; abdomen nigrum segmentis tribus ultimis albido cinereis; pedes nigri, tibiis flavo-rufis; alæ dilatatæ; venæ cubitalis furca antica ramulum rejiciens.*

i. chilensis, *Macq. Dipt. Exot. Suppl.* 4. *Mém. de Lille* (1849), 387. *Blanch. Gay, Hist. de Chile, Zool.* vii, 369, 2.

iii. Bolivia.

### Fam. STRATIOMIDÆ.

#### Genus LASIOPA.

Caput haud productum. Proboscis basi fracta, fere omnino sarta, postice inflexa. Antennæ porrectæ, triarticulatæ; articulus 1us cylindricus, subelongatus; 2us subconicus, 1o paullo brevior; 3us, 4us, 5us et 6us breves, approximati, 1o et 2o conjunctim fere æuales; arista crassa, pilosa, articuli 3i longitudine, annulis duobus, brevi subrotundo. Scutellum muticum. Alarum venæ ut in *emotelis*. *Mas.*—Oculi subapproximati. *Fem.*—Oculi valde moti. Arista latior.

*Lasiopa*, *Brullé, Exped. Scient. Morée, 3me Sér. Zool.* 307.

#### 1. LASIOPA PELETERIA.

*Atra; abdomen subviolascens. Mas.*—*Nigro hirta; thorax haud vittatus; abdominis segmenta vix rufo villosa. Fem.*—*Rufo hirta; thorax vittis quatuor rufis; abdominis segmenta postica rufo hirta.*

*Lasiopa Peleteria*, *Brullé, Exped. Sci. Morée, 3me Sér. Zool.* 307.

• *Atlas*, pl. 47, f. 6.

Forest of Koubeh, Morea.











18605

ROYAL ASIATIC SOCIETY OF BENGAL LIBRARY

Author Bz. Museum.

Title List of the specimens of Dipterous insects.

Call No. 18605 (Pt. 5. Supp. I-II)

Date of Issue	Issued to	Date of Return

Library of the  
**ROYAL ASIATIC SOCIETY OF BENGAL**  
Call No. 595.77/B.862a. (v. 2.)  
Accession No. 18605...