


1948

CENSUS OF BUSINESS

RETAIL, WHOLESALE, SERVICE TRADES

234850





Cen 48
REF
KF
3007
.U55x
1948a
BC-1P
v. 4

KANSAS

counties

KANSAS

- | | |
|----------------|------------------|
| 1. Allen | 41. Haskell |
| 2. Anderson | 42. Hodgeman |
| 3. Atchison | 43. Jackson |
| 4. Barber | 44. Jefferson |
| 5. Barton | 45. Jewell |
| 6. Bourbon | 46. Johnson |
| 7. Brown | 47. Kearny |
| 8. Butler | 48. Kingman |
| 9. Chase | 49. Kiowa |
| 10. Chautauqua | 50. Labette |
| 11. Cherokee | 51. Lane |
| 12. Cheyenne | 52. Leavenworth |
| 13. Clark | 53. Lincoln |
| 14. Clay | 54. Linn |
| 15. Cloud | 55. Logan |
| 16. Coffey | 56. Lyon |
| 17. Comanche | 57. McPherson |
| 18. Cowley | 58. Marion |
| 19. Crawford | 59. Marshall |
| 20. Decatur | 60. Meade |
| 21. Dickinson | 61. Miami |
| 22. Doniphan | 62. Mitchell |
| 23. Douglas | 63. Montgomery |
| 24. Edwards | 64. Morris |
| 25. Elk | 65. Morton |
| 26. Ellis | 66. Nemaha |
| 27. Ellsworth | 67. Neosho |
| 28. Finney | 68. Ness |
| 29. Ford | 69. Norton |
| 30. Franklin | 70. Osage |
| 31. Geary | 71. Osborne |
| 32. Gove | 72. Ottawa |
| 33. Graham | 73. Pawnee |
| 34. Grant | 74. Phillips |
| 35. Gray | 75. Pottawatomie |
| 36. Greeley | 76. Pratt |
| 37. Greenwood | 77. Rawlins |
| 38. Hamilton | 78. Reno |
| 39. Harper | 79. Republic |
| 40. Harvey | 80. Rice |

KANSAS ----- cont'd

81. Riley
82. Rooks
83. Rush
84. Russell
85. Saline
86. Scott
87. Sedgwick
88. Seward
89. Shawnee
90. Sheridan
91. Sherman
92. Smith
93. Stafford
94. Stanton
95. Stevens
96. Sumner
97. Thomas
98. Trego
99. Wabaunsee
100. Wallace
101. Washington
102. Wichita
103. Wilson
104. Woodson
105. Wyandotte



1948 CENSUS OF BUSINESS

RETAIL, WHOLESALE, SERVICE TRADES

U. S. DEPARTMENT OF COMMERCE
BUREAU OF THE CENSUS

PRELIMINARY

For Release May 22, 1950

Release Series BC-1P-15-000

KANSAS

Retail, wholesale, and service establishments located in Kansas showed a substantial expansion in dollar volume of trade from 1939 to 1948 according to preliminary figures from the 1948 Census of Business released today by the Bureau of the Census, U. S. Department of Commerce.

Retail sales in the State during 1948 aggregated \$1,683,500,000, an increase of 255 percent over the \$473,600,000 sales in 1939, when the preceding Census of Business was taken. Wholesale sales volume in the State showed a 378 percent rise over the same period, reaching a total of \$2,042,600,000 in 1948 as compared with \$427,700,000 in 1939. The service trades included in the Census of Business reported receipts totaling \$83,800,000 in 1948 compared with \$26,500,000 in 1939. Hotel receipts moved from \$6,100,000 in 1939 to \$14,500,000 in 1948. Amusement businesses in the State recorded receipts of \$21,400,000 in 1948 compared with \$8,400,000 in 1939.

Employment in the State also rose over the 9-year period between 1939 and 1948 for the trades covered by the Census of Business. Retail trade establishments reported 87,154 paid employees for the workweek ended nearest November 15, 1948. Of these, 70,287 worked the full week, and the remainder part of the week. The comparable total and full workweek figures for 1939 were 58,256 and 44,946. Wholesale trade establishments reported a total of 22,780 full- and part-week employees for the week of November 15, 1948, compared with 15,157 for the same week in 1939. For the selected service trades, November 15, 1948, paid employees numbered 12,446; the comparable figure for 1939, adjusted for change in scope between the two Censuses, was 9,178.

These preliminary figures have been compiled from similar releases being made available for each county in Kansas. Final figures, superseding the preliminary data for Kansas, will be included in a State Bulletin to be issued in several months. Similar data will be made available in preliminary and final form for each of the States.

A single copy of the preliminary release for the State of Kansas as well as an order blank for other area releases may be obtained by writing to the Bureau of the Census, Washington 25, D. C.

91694

Table 1.—CENSUS OF BUSINESS PRELIMINARY RESULTS FOR 1948, BY TRADE GROUP
KANSAS

Trade group and kind of business	Number of establishments	1948 sales and receipts (Thousand dollars)	Active proprietors of unincorporated businesses Nov. 1948	Paid employees, workweek ended nearest Nov. 15, 1948	
				Total employees ¹	Full workweek employees
RETAIL TRADE, total.....	25,614	1,683,517	25,935	87,154	70,287
Food group.....	5,022	353,422	5,127	12,110	8,705
Eating and drinking places.....	4,827	97,609	5,313	14,545	11,594
General merchandise grp, general stores	945	157,184	684	13,812	10,135
Apparel group.....	1,195	88,615	1,154	5,305	4,161
Furniture-home furnishgs-appliance grp	1,449	91,140	1,390	4,929	4,382
Automotive group.....	2,106	344,362	2,159	11,670	11,102
Gasoline service stations.....	3,691	121,057	3,806	4,941	3,830
Lumber-building-hardware group.....	2,971	270,551	2,808	10,150	8,925
Drug and proprietary stores.....	991	55,184	1,043	4,528	3,302
All other retail stores.....	2,417	104,393	2,451	5,164	4,151
WHOLESALE TRADE, total.....	4,624	2,042,616	3,132	22,780	x
Merchant wholesalers, total.....	1,376	809,314	1,015	12,980	x
Groceries, confectionery, meat.....	152	83,789	112	1,738	x
Farm products, edible.....	161	53,637	149	1,628	x
Tobacco.....	43	30,056	42	336	x
Furniture, home furnishings.....	11	2,529	7	86	x
Automotive supplies.....	214	39,586	168	1,724	x
Electrical merchandise.....	43	28,879	17	575	x
Hardware, plumbing, heating.....	38	33,631	21	701	x
Lumber, construction materials.....	46	32,861	19	794	x
Mach'y, equip't, industrial supplies	233	80,745	143	1,922	x
All other merchant wholesalers.....	435	423,601	337	3,476	x
Manufact'rs' sales branches, offices..	149	176,604	7	2,624	x
Petroleum bulk plants, terminals....	1,286	131,162	1,213	1,353	x
Agents, brokers (merchandise).....	162	324,258	188	1,376	x
Assemblers of farm products.....	1,651	601,278	709	4,447	x
SELECTED SERVICE TRADES, total.....	8,000	83,844	8,507	12,446	11,018
Personal services.....	4,427	41,944	4,642	8,438	7,572
Business services.....	255	6,370	253	931	734
Automotive repairs and services.....	1,648	19,871	1,838	1,663	1,473
Other repairs and services.....	1,670	15,659	1,774	1,414	1,239
HOTELS.....	463	14,525	458	3,448	3,057
TOURIST COURTS AND CAMPS.....	335	2,527	368	212	171
AMUSEMENTS.....	838	21,437	718	4,123	x

x Not available.

¹/ Includes employees paid for less than the full workweek.

1948 CENSUS OF BUSINESS

U. S. DEPARTMENT OF COMMERCE
BUREAU OF THE CENSUS

RETAIL, WHOLESALE, SERVICE TRADES

PRELIMINARY

For Release May 1, 1950

Release Series BC-1P-15-001

ALLEN COUNTY, KANS.

Retail, wholesale, and service establishments located in Allen County, Kansas, showed a substantial expansion in dollar volume of trade from 1939 to 1948 according to preliminary figures from the 1948 Census of Business released today by the Bureau of the Census, U. S. Department of Commerce.

Retail sales in the county during 1948 aggregated \$15.1 million, an increase of 243 percent over the \$4.4 million in 1939, when the preceding Census of Business was taken. Wholesale sales in the county reached a total of \$6.0 million in 1948 as compared with \$2.2 million in 1939. The service trades included in the Census of Business recorded receipts totaling \$406,000 in 1948 compared with \$197,000 in 1939.

Employment in the county also rose over the 9-year period between 1939 and 1948 for the above trades. Establishments in these trades reported a combined total of 1,047 paid employees for the workweek ended nearest November 15, 1948. This compared with a total of 606 employees reported for the week of November 15, 1939.

These preliminary figures have been derived from a Census report on Allen County, Kansas, which also includes data for the city of Iola. Final figures, superseding the preliminary data for Allen County, will be included in a Bulletin for the State of Kansas to be issued in several months. Similar data will be made available this year in preliminary and final form for each of the counties and States. A single copy of the preliminary release for Allen County as well as an order blank for other area releases may be obtained by writing to the Bureau of the Census, Washington 25, D. C.

Table 1.—CENSUS OF BUSINESS PRELIMINARY RESULTS FOR 1948, BY TRADE GROUP

ALLEN COUNTY, KANS.

Trade group and kind of business	Number of establishments	1948 sales and receipts (Thousand dollars)	Active proprietors of unincorporated businesses Nov. 1948	Paid employees, workweek ended nearest Nov. 15, 1948	
				Total employees ¹	Full workweek employees
RETAIL TRADE, total.....	278	15,065	286	862	651
Food group.....	53	2,990	56	122	91
Eating and drinking places.....	35	657	39	119	89
General merchandise grp, general stores	11	1,080	8	112	65
Apparel group.....	17	802	12	62	46
Furniture-home furnishings-appliance grp	20	758	23	38	31
Automotive group.....	27	3,111	31	121	112
Gasoline service stations.....	38	1,136	41	44	30
Lumber-building-hardware group.....	40	3,293	42	156	137
Drug and proprietary stores.....	9	368	8	41	23
All other retail stores.....	28	860	26	47	27
WHOLESALE TRADE, total.....	38	5,982	31	111	x
Merchant wholesalers.....	9	1,378	7	46	x
Other types of wholesale.....	29	4,604	24	65	x
SELECTED SERVICE TRADES, ² /total.....	73	406	77	74	64
Personal services.....	45	267	47	56	50
All other service trades.....	28	139	30	18	14

x Not available.

¹/ Includes employees paid for less than the full workweek.

²/ See General Description on last page for changes from the 1939 Census of Business in the coverage of Service Trades.

Table 2.—CENSUS OF BUSINESS PRELIMINARY RESULTS FOR 1948 FOR CITIES OF 2,500 INHABITANTS OR MORE

ALLEN COUNTY, KANS.

(Data omitted for trade groups where necessary to avoid disclosure)

City and trade group ¹	Number of establishments	1948 sales and receipts (Thousand dollars)	Active proprietors of unincorporated businesses Nov. 1948	Paid employees, workweek ended nearest Nov. 15, 1948	
				Total employees ²	Full workweek employees
Iola:					
Retail trade.....	165	10,844	168	641	501
Wholesale trade.....	25	3,500	21	75	x
Selected service trades....	43	314	45	67	61
Remainder of county:					
Retail trade.....	113	4,221	118	221	150
Wholesale trade.....	13	2,482	10	36	x
Selected service trades....	30	92	32	7	3

x Not available.

1/ See General Description on this page for changes from the 1939 Census of Business in the coverage of Service Trades.2/ Includes employees paid for less than the full workweek.

GENERAL DESCRIPTION OF PRELIMINARY RELEASES FOR THE 1948 CENSUS OF BUSINESS

This series of releases, of which one is planned for each county in the United States, presents preliminary results of the 1948 Census of Business. The information is based on reports submitted by business establishments for that Census. The figures shown are preliminary, and are subject to revision in the final Census publications, but the changes are expected to be relatively minor with respect to coverage. The final Census figures will be issued in a series of Business Census bulletins which will show additional detailed kind-of-business information for all places where there are a sufficient number of establishments.

The 1948 Census of Business was taken under the provision of the Act of June 19, 1948, which provides that the Business Census be taken for 1948 and for each fifth year thereafter. Previous Business Censuses were taken for the years 1929, 1933, 1935, and 1939.

Scope of the Census.—The 1948 Census of Business covered all establishments in the following trades, as defined by the Standard Industrial Classification Manual, May 1949 issue, of the Executive Office of the President: all retail trades; all wholesale trades; all service trades in the following four groups—personal services, business services, automobile repairs and services, and miscellaneous repair services; hotels; tourist courts and camps; and amusements, including motion picture theaters. Some important services not covered are radio broadcasting and television, medical and health, legal, educational, nonprofit, accounting, and domestic services.

This coverage is similar to that of the 1939 Business Census. However, "custom trade" and "services incidental to transportation," which are no longer included in the standard classification of the service trades, are not covered by the 1948 Census. In a number of localities, these exclusions as well as other changes in the standard classification may have

a considerable effect in comparing 1948 with 1939 data, particularly with respect to establishment count.

Establishment definition.—For Census purposes, a business establishment is defined to include only enterprises conducted from a recognizable place of business, provided that the annual sales were in excess of \$5,000 for a wholesale trade establishment and \$500 for establishments in other trades. A detailed analysis of coverage will be provided in future Census of Business publications.

"Number of establishments" is the number of separate business locations, rather than the number of business companies or organizations, since the Census figures represent information reported separately for each business location or establishment. The establishment count reflects the number of places in business at the end of 1948 excluding administrative and executive offices of multiunit organizations, and "chain store" warehouses.

Sales and receipts.—"1948 sales and receipts" represents sales of merchandise and receipts from repairs and other services to customers. The figures reflect deductions for returned goods and allowances, but not for trade-in allowances; they exclude sales and excise taxes collected from customers and paid directly to any taxing agency.

Proprietors.—"Active proprietors..." represents owners and partners of unincorporated businesses who devoted the major portion of their time to the business in November 1948.

Employment.—"Number of paid employees..." represents all employees on the pay roll for the pay period ending nearest November 15, 1948. "Full workweek" employees, whether regular or seasonal, are those who in the November 15 pay period were paid for working at least the number of hours typically worked in a week by employees of the reporting establishment.

1948 CENSUS OF BUSINESS

RETAIL, WHOLESALE, SERVICE TRADES

U. S. DEPARTMENT OF COMMERCE
BUREAU OF THE CENSUS

PRELIMINARY

For Release April 17, 1950

Release Series BC-1P-15-002

ANDERSON COUNTY, KANS.

Retail, wholesale, and service establishments located in Anderson County, Kansas, showed a substantial expansion in dollar volume of trade from 1939 to 1948 according to preliminary figures from the 1948 Census of Business released today by the Bureau of the Census, U. S. Department of Commerce.

Retail sales in the county during 1948 aggregated \$7.2 million, an increase of 227 percent over the \$2.2 million in 1939, when the preceding Census of Business was taken. Wholesale sales in the county reached a total of \$3.1 million in 1948 as compared with \$1.4 million in 1939. The service trades included in the Census of Business recorded receipts totaling \$268,000 in 1948 compared with \$93,000 in 1939.

Employment in the county also rose over the 9-year period between 1939 and 1948 for the above trades. Establishments in these trades reported a combined total of 384 paid employees for the workweek ended nearest November 15, 1948. This compared with a total of 350 employees reported for the week of November 15, 1939.

These preliminary figures have been derived from a Census report on Anderson County, Kansas, which also includes data for the city of Garnett. Final figures, superseding the preliminary data for Anderson County, will be included in a Bulletin for the State of Kansas to be issued in several months. Similar data will be made available this year in preliminary and final form for each of the counties and States. A single copy of the preliminary release for Anderson County as well as an order blank for other area releases may be obtained by writing to the Bureau of the Census, Washington 25, D. C.

Table 1.—CENSUS OF BUSINESS PRELIMINARY RESULTS FOR 1948, BY TRADE GROUP

ANDERSON COUNTY, KANS.

Trade group and kind of business	Number of establishments	1948 sales and receipts (Thousand dollars)	Active proprietors of unincorporated businesses Nov. 1948	Paid employees, workweek ended nearest Nov. 15, 1948	
				Total employees ¹	Full workweek employees
RETAIL TRADE, total.....	150	7,179	161	326	264
Food group.....	26	1,294	26	40	32
Eating and drinking places.....	20	328	21	49	40
General merchandise grp, general stores	12	605	12	40	26
Apparel group.....	7	267	8	14	12
Furniture-home furnishgs-appliance grp	5	168	6	6	6
Automotive group.....	12	1,847	10	63	62
Gasoline service stations.....	26	489	27	25	15
Lumber-building-hardware group.....	22	1,427	29	51	48
Drug and proprietary stores.....	8	227	7	25	12
All other retail stores.....	12	527	15	13	11
WHOLESALE TRADE.....	20	3,051	18	31	x
SELECTED SERVICE TRADES, ^{2/} total.....	37	268	37	27	22
Personal services.....	20	158	20	21	16
All other service trades.....	17	110	17	6	6

x Not available.

^{1/} Includes employees paid for less than the full workweek.

^{2/} See General Description on last page for changes from the 1939 Census of Business in the coverage of Service Trades.

Table 2.—CENSUS OF BUSINESS PRELIMINARY RESULTS FOR 1948 FOR CITIES OF 2,500 INHABITANTS OR MORE

ANDERSON COUNTY, KANS.

(Data omitted for trade groups where necessary to avoid disclosure)

City and trade group ¹	Number of establishments	1948 sales and receipts (Thousand dollars)	Active proprietors of unincorporated businesses Nov. 1948	Paid employees, workweek ended nearest Nov. 15, 1948	
				Total employees ²	Full workweek employees
Garnett:					
Retail trade.....	79	5,364	83	239	211
Selected service trades.....	24	184	24	21	16
Remainder of county:					
Retail trade.....	71	1,815	78	87	53
Selected service trades.....	13	84	13	6	6

1/ See General Description on this page for changes from the 1939 Census of Business in the coverage of Service Trades.

2/ Includes employees paid for less than the full workweek.

GENERAL DESCRIPTION OF PRELIMINARY RELEASES FOR THE 1948 CENSUS OF BUSINESS

This series of releases, of which one is planned for each county in the United States, presents preliminary results of the 1948 Census of Business. The information is based on reports submitted by business establishments for that Census. The figures shown are preliminary, and are subject to revision in the final Census publications, but the changes are expected to be relatively minor with respect to coverage. The final Census figures will be issued in a series of Business Census bulletins which will show additional detailed kind-of-business information for all places where there are a sufficient number of establishments.

The 1948 Census of Business was taken under the provision of the Act of June 19, 1948, which provides that the Business Census be taken for 1948 and for each fifth year thereafter. Previous Business Censuses were taken for the years 1929, 1933, 1935, and 1939.

Scope of the Census.—The 1948 Census of Business covered all establishments in the following trades, as defined by the Standard Industrial Classification Manual, May 1949 issue, of the Executive Office of the President: all retail trades; all wholesale trades; all service trades in the following four groups—personal services, business services, automobile repairs and services, and miscellaneous repair services; hotels; tourist courts and camps; and amusements, including motion picture theaters. Some important services not covered are radio broadcasting and television, medical and health, legal, educational, nonprofit, accounting, and domestic services.

This coverage is similar to that of the 1939 Business Census. However, "custom trades" and "services incidental to transportation," which are no longer included in the standard classification of the service trades, are not covered by the 1948 Census. In a number of localities, these exclusions as well as other changes in the standard classification may have

a considerable effect in comparing 1948 with 1939 data, particularly with respect to establishment count.

Establishment definition.—For Census purposes, a business establishment is defined to include only enterprises conducted from a recognizable place of business, provided that the annual sales were in excess of \$5,000 for a wholesale trade establishment and \$500 for establishments in other trades. A detailed analysis of coverage will be provided in future Census of Business publications.

"Number of establishments" is the number of separate business locations, rather than the number of business companies or organizations, since the Census figures represent information reported separately for each business location or establishment. The establishment count reflects the number of places in business at the end of 1948 excluding administrative and executive offices of multiunit organizations, and "chain store" warehouses.

Sales and receipts.—"1948 sales and receipts" represents sales of merchandise and receipts from repairs and other services to customers. The figures reflect deductions for returned goods and allowances, but not for trade-in allowances; they exclude sales and excise taxes collected from customers and paid directly to any taxing agency.

Proprietors.—"Active proprietors..." represents owners and partners of unincorporated businesses who devoted the major portion of their time to the business in November 1948.

Employment.—"Number of paid employees..." represents all employees on the pay roll for the pay period ending nearest November 15, 1948. "Full workweek" employees, whether regular or seasonal, are those who in the November 15 pay period were paid for working at least the number of hours typically worked in a week by employees of the reporting establishment.

1948 CENSUS OF BUSINESS

RETAIL, WHOLESALE, SERVICE TRADES

U. S. DEPARTMENT OF COMMERCE
BUREAU OF THE CENSUS

PRELIMINARY

For Release April 27, 1950

Release Series BC-1P-15-003

ATCHISON COUNTY, KANS.

Retail, wholesale, and service establishments located in Atchison County, Kansas, showed a substantial expansion in dollar volume of trade from 1939 to 1948 according to preliminary figures from the 1948 Census of Business released today by the Bureau of the Census, U. S. Department of Commerce.

Retail sales in the county during 1948 aggregated \$16.1 million, an increase of 198 percent over the \$5.4 million in 1939, when the preceding Census of Business was taken. Wholesale sales in the county reached a total of \$19.8 million in 1948 as compared with \$5.4 million in 1939. The service trades included in the Census of Business recorded receipts totaling \$558,000 in 1948 compared with \$310,000 in 1939.

Employment in the county also rose over the 9-year period between 1939 and 1948 for the above trades. Establishments in these trades reported a combined total of 1,370 paid employees for the workweek ended nearest November 15, 1948. This compared with a total of 1,034 employees reported for the week of November 15, 1939.

These preliminary figures have been derived from a Census report on Atchison County, Kansas, which also includes data for the city of Atchison. Final figures, superseding the preliminary data for Atchison County, will be included in a Bulletin for the State of Kansas to be issued in several months. Similar data will be made available this year in preliminary and final form for each of the counties and States. A single copy of the preliminary release for Atchison County as well as an order blank for other area releases may be obtained by writing to the Bureau of the Census, Washington 25, D. C.

Table 1.—CENSUS OF BUSINESS PRELIMINARY RESULTS FOR 1948, BY TRADE GROUP

ATCHISON COUNTY, KANS.

Trade group and kind of business	Number of establishments	1948 sales and receipts (Thousand dollars)	Active proprietors of unincorporated businesses Nov. 1948	Paid employees, workweek ended nearest Nov. 15, 1948	
				Total employees ¹	Full workweek employees
RETAIL TRADE, total.....	286	16,110	285	937	720
Food group.....	69	3,761	74	143	101
Eating and drinking places.....	55	1,023	62	151	120
General merchandise grp, general stores.	8	1,432	4	165	99
Apparel group.....	14	1,058	17	75	62
Furniture-home furnishgs-appliances grp.	13	992	11	54	46
Automotive group.....	22	3,459	19	115	110
Gasoline service stations.....	33	794	31	34	27
Lumber-building-hardware group.....	28	1,881	21	87	77
Drug and proprietary stores.....	11	568	13	43	30
All other retail stores.....	33	1,142	33	70	48
WHOLESALE TRADE.....	42	19,752	33	356	x
SELECTED SERVICE TRADES, ² /total.....	86	558	91	77	65
Personal services.....	49	315	51	52	41
All other service trades.....	37	243	40	25	24

x Not available.

1/ Includes employees paid for less than the full workweek.

2/ See General Description on last page for changes from the 1939 Census of Business in the coverage of Service Trades.

Table 2.—CENSUS OF BUSINESS PRELIMINARY RESULTS FOR 1948 FOR CITIES OF 2,500 INHABITANTS OR MORE

ATCHISON COUNTY, KANS.

(Data omitted for trade groups where necessary to avoid disclosure)

City and trade group ¹	Number of establishments	1948 sales and receipts (Thousand dollars)	Active proprietors of unincorporated businesses Nov. 1948	Paid employees, workweek ended nearest Nov. 15, 1948	
				Total employees ²	Full workweek employees
Atchison:					
Retail trade.....	219	13,901	218	851	664
Wholesale trade.....	31	18,243	22	346	x
Selected service trades....	70	514	74	76	64
Remainder of county:					
Retail trade.....	67	2,209	67	86	56
Wholesale trade.....	11	1,509	11	10	x
Selected service trades....	16	44	17	1	1

x Not available.

1/ See General Description on this page for changes from the 1939 Census of Business in the coverage of Service Trades.

2/ Includes employees paid for less than the full workweek.

GENERAL DESCRIPTION OF PRELIMINARY RELEASES FOR THE 1948 CENSUS OF BUSINESS

This series of releases, of which one is planned for each county in the United States, presents preliminary results of the 1948 Census of Business. The information is based on reports submitted by business establishments for that Census. The figures shown are preliminary, and are subject to revision in the final Census publications, but the changes are expected to be relatively minor with respect to coverage. The final Census figures will be issued in a series of Business Census bulletins which will show additional detailed kind-of-business information for all places where there are a sufficient number of establishments.

The 1948 Census of Business was taken under the provision of the Act of June 19, 1948, which provides that the Business Census be taken for 1948 and for each fifth year thereafter. Previous Business Censuses were taken for the years 1929, 1933, 1935, and 1939.

Scope of the Census.—The 1948 Census of Business covered all establishments in the following trades, as defined by the Standard Industrial Classification Manual, May 1949 issue, of the Executive Office of the President: all retail trades; all wholesale trades; all service trades in the following four groups—personal services, business services, automobile repairs and services, and miscellaneous repair services; hotels; tourist courts and camps; and amusements, including motion picture theaters. Some important services not covered are radio broadcasting and television, medical and health, legal, educational, nonprofit, accounting, and domestic services.

This coverage is similar to that of the 1939 Business Census. However, "custom trades" and "services incidental to transportation," which are no longer included in the standard classification of the service trades, are not covered by the 1948 Census. In a number of localities, these exclusions as well as other changes in the standard classification may have

a considerable effect in comparing 1948 with 1939 data, particularly with respect to establishment count.

Establishment definition.—For Census purposes, a business establishment is defined to include only enterprises conducted from a recognizable place of business, provided that the annual sales were in excess of \$5,000 for a wholesale trade establishment and \$500 for establishments in other trades. A detailed analysis of coverage will be provided in future Census of Business publications.

"Number of establishments" is the number of separate business locations, rather than the number of business companies or organizations, since the Census figures represent information reported separately for each business location or establishment. The establishment count reflects the number of places in business at the end of 1948 excluding administrative and executive offices of multiunit organizations, and "chain store" warehouses.

Sales and receipts.—"1948 sales and receipts" represents sales of merchandise and receipts from repairs and other services to customers. The figures reflect deductions for returned goods and allowances, but not for trade-in allowances; they exclude sales and excise taxes collected from customers and paid directly to any taxing agency.

Proprietors.—"Active proprietors..." represents owners and partners of unincorporated businesses who devoted the major portion of their time to the business in November 1948.

Employment.—"Number of paid employees..." represents all employees on the pay roll for the pay period ending nearest November 15, 1948. "Full workweek" employees, whether regular or seasonal, are those who in the November 15 pay period were paid for working at least the number of hours typically worked in a week by employees of the reporting establishment.

1948 CENSUS OF BUSINESS

RETAIL, WHOLESALE, SERVICE TRADES

U. S. DEPARTMENT OF COMMERCE
BUREAU OF THE CENSUS

PRELIMINARY

For Release April 13, 1950

Release Series BC-1P-15-004

BARBER COUNTY, KANS.

Retail, wholesale, and service establishments located in Barber County, Kansas, showed a substantial expansion in dollar volume of trade from 1939 to 1948 according to preliminary figures from the 1948 Census of Business released today by the Bureau of the Census, U. S. Department of Commerce.

Retail sales in the county during 1948 aggregated \$8.7 million, an increase of 222 percent over the \$2.7 million in 1939, when the preceding Census of Business was taken. Wholesale sales in the county reached a total of \$12.9 million in 1948 as compared with \$1.5 million in 1939. The service trades included in the Census of Business recorded receipts totaling \$227,000 in 1948 compared with \$94,000 in 1939.

Employment in the county also rose over the 9-year period between 1939 and 1948 for the above trades. Establishments in these trades reported a combined total of 533 paid employees for the workweek ended nearest November 15, 1948. This compared with a total of 325 employees reported for the week of November 15, 1939.

These preliminary figures have been derived from a Census report on Barber County, Kansas. Final figures, superseding the preliminary data for Barber County, will be included in a Bulletin for the State of Kansas to be issued in several months. Similar data will be made available this year in preliminary and final form for each of the counties and States. A single copy of the preliminary release for Barber County as well as an order blank for other area releases may be obtained by writing to the Bureau of the Census, Washington 25, D. C.

Table 1.—CENSUS OF BUSINESS PRELIMINARY RESULTS FOR 1948, BY TRADE GROUP

BARBER COUNTY, KANS.

Trade group and kind of business	Number of establishments	1948 sales and receipts (Thousand dollars)	Active proprietors of unincorporated businesses Nov. 1948	Paid employees, workweek ended nearest Nov. 15, 1948	
				Total employees ¹	Full workweek employees
RETAIL TRADE, total.....	155	8,740	158	391	324
Food group.....	28	1,791	28	61	41
Eating and drinking places.....	27	635	30	77	63
Apparel group.....	10	364	9	19	19
Furniture-home furnishings-appliance grp.	10	576	12	26	23
Automotive group.....	10	1,510	12	51	47
Gasoline service stations.....	17	600	14	24	21
Lumber-building-hardware group.....	28	2,382	32	76	66
Drug and proprietary stores.....	8	313	8	16	13
All other retail stores.....	17	569	13	41	31
WHOLESALE TRADE.....	42	12,871	25	118	x
SELECTED SERVICE TRADES, ^{2/} total.....	42	227	44	24	21
Personal services.....	27	107	27	21	18
All other service trades.....	15	120	17	3	3
HOTELS.....	7	72	9	7	7

x Not available.

^{1/} Includes employees paid for less than the full workweek.

^{2/} See General Description on this page for changes from the 1939 Census of Business in the coverage of Service Trades.

GENERAL DESCRIPTION OF PRELIMINARY RELEASES FOR THE 1948 CENSUS OF BUSINESS

This series of releases, of which one is planned for each county in the United States, presents preliminary results of the 1948 Census of Business. The information is based on reports submitted by business establishments for that Census. The figures shown are preliminary, and are subject to revision in the final Census publications, but the changes are expected to be relatively minor with respect to coverage. The final Census figures will be issued in a series of Business Census bulletins which will show additional detailed kind-of-business information for all places where there are a sufficient number of establishments.

The 1948 Census of Business was taken under the provision of the Act of June 19, 1948, which provides that the Business Census be taken for 1948 and for each fifth year thereafter. Previous Business Censuses were taken for the years 1929, 1933, 1935, and 1939.

Scope of the Census.—The 1948 Census of Business covered all establishments in the following trades, as defined by the Standard Industrial Classification Manual, May 1949 issue, of the Executive Office of the President: all retail trades; all wholesale trades; all service trades in the following four groups—personal services, business services, automobile repairs and services, and miscellaneous repair services; hotels; tourist courts and camps; and amusements, including motion picture theaters. Some important services not covered are radio broadcasting and television, medical and health, legal, educational, nonprofit, accounting, and domestic services.

This coverage is similar to that of the 1939 Business Census. However, "custom trades" and "services incidental to transportation," which are no longer included in the standard classification of the service trades, are not covered by the 1948 Census. In a number of localities, these exclusions as well as

other changes in the standard classification may have a considerable effect in comparing 1948 with 1939 data, particularly with respect to establishment count.

Establishment definition.—For Census purposes, a business establishment is defined to include only enterprises conducted from a recognizable place of business, provided that the annual sales were in excess of \$5,000 for a wholesale trade establishment and \$500 for establishments in other trades. A detailed analysis of coverage will be provided in future Censuses of Business publications.

"Number of establishments" is the number of separate business locations, rather than the number of business companies or organizations, since the Census figures represent information reported separately for each business location or establishment. The establishment count reflects the number of places in business at the end of 1948 excluding administrative and executive offices of multinit organizations, and "chain store" warehouses.

Sales and receipts.—"1948 sales and receipts" represents sales of merchandise and receipts from repairs and other services to customers. The figures reflect deductions for returned goods and allowances, but not for trade-in allowances; they exclude sales and excise taxes collected from customers and paid directly to any taxing agency.

Proprietors.—"Active proprietors..." represents owners and partners of unincorporated businesses who devoted the major portion of their time to the business in November 1948.

Employment.—"Number of paid employees..." represents all employees on the pay roll for the pay period ending nearest November 15, 1948. "Full workweek" employees, whether regular or seasonal, are those who in the November 15 pay period were paid for working at least the number of hours typically worked in a week by employees of the reporting establishment.

1948 CENSUS OF BUSINESS

U. S. DEPARTMENT OF COMMERCE
BUREAU OF THE CENSUS

RETAIL, WHOLESALE, SERVICE TRADES

PRELIMINARY

For Release April 10, 1950

Release Series BC-1P-15-005

BARTON COUNTY, KANS.

Retail, wholesale, and service establishments located in Barton County, Kansas, showed a substantial expansion in dollar volume of trade from 1939 to 1948 according to preliminary figures from the 1948 Census of Business released today by the Bureau of the Census, U. S. Department of Commerce.

Retail sales in the county during 1948 aggregated \$35.1 million, an increase of 318 percent over the \$8.4 million in 1939, when the preceding Census of Business was taken. Wholesale sales in the county reached a total of \$32.2 million in 1948 as compared with \$4.2 million in 1939. The service trades included in the Census of Business recorded receipts totaling \$1.9 million in 1948 compared with \$0.5 million in 1939.

Employment in the county also rose over the 9-year period between 1939 and 1948 for the above trades. Establishments in these trades reported a combined total of 2,414 paid employees for the workweek ended nearest November 15, 1948. This compared with a total of 1,316 employees reported for the week of November 15, 1939.

These preliminary figures have been derived from a Census report on Barton County, Kansas, which also includes data for the cities of Great Bend and Hoisington. Final figures, superseding the preliminary data for Barton County, will be included in a Bulletin for the State of Kansas to be issued in several months. Similar data will be made available this year in preliminary and final form for each of the counties and States. A single copy of the preliminary release for Barton County as well as an order blank for other area releases may be obtained by writing to the Bureau of the Census, Washington 25, D. C.

Table 1.—CENSUS OF BUSINESS PRELIMINARY RESULTS FOR 1948, BY TRADE GROUP

BARTON COUNTY, KANS.

Trade group and kind of business	Number of establishments	1948 sales and receipts (Thousand dollars)	Active proprietors of unincorporated businesses Nov. 1948	Paid employees, workweek ended nearest Nov. 15, 1948	
				Total employees ¹	Full workweek employees
RETAIL TRADE, total.....	368	35,117	364	1,674	1,397
Food group.....	56	6,944	56	225	165
Eating and drinking places.....	82	2,032	92	254	217
General merchandise group, general stores.....	10	2,912	3	244	165
Apparel group.....	16	2,089	16	106	96
Furniture-home furnishings-appliance group....	25	2,214	19	105	93
Automotive group.....	34	7,688	31	269	260
Gasoline service stations.....	51	3,259	51	119	108
Lumber-building-hardware group.....	52	5,595	51	209	181
Drug and proprietary stores.....	12	999	15	74	56
All other retail stores.....	30	1,385	30	69	56
WHOLESALE TRADE, total.....	89	32,226	35	481	x
Merchant wholesalers.....	21	14,035	5	271	x
Petroleum bulk plants, terminals.....	23	2,092	23	22	x
Assemblers of farm products.....	37	11,191	6	89	x
Other types of wholesalers.....	8	4,908	1	99	x
SELECTED SERVICE TRADES, ^{2/} total.....	110	1,926	118	259	245
Business services.....	65	796	68	161	155
All other service trades.....	45	1,130	50	98	90
TOURIST COURTS AND CAMPS.....	9	66	10	8	6
AMUSEMENTS.....	14	488	9	79	x

x Not available.

^{1/} Includes employees paid for less than the full workweek.

^{2/} See General Description on last page for changes from the 1939 Census of Business in the coverage of Service Trades.

Table 2.—CENSUS OF BUSINESS PRELIMINARY RESULTS FOR 1948 FOR CITIES OF 2,500 INHABITANTS OR MORE

BARTON COUNTY, KANS.

(Data omitted for trade groups where necessary to avoid disclosure)

City and trade group ¹	Number of establishments	1948 sales and receipts (Thousand dollars)	Active proprietors of unincorporated businesses Nov. 1948	Paid employees, workweek ended nearest Nov. 15, 1948	
				Total employees ²	Full workweek employees
Great Bend:					
Retail trade.....	181	23,245	162	1,131	963
Wholesale trade.....	26	13,162	11	296	x
Selected service trades.....	51	763	54	131	129
Holsington:					
Retail trade.....	66	5,604	75	296	239
Selected service trades.....	21	496	23	68	59
Remainder of county:^{3/}					
Retail trade.....	121	6,268	127	247	195
Wholesale trade.....	63	19,064	24	185	x
Selected service trades.....	38	667	41	60	57

^{1/} See General Description on this page for changes from the 1939 Census of Business in the coverage of Service Trades.

^{2/} Includes employees paid for less than the full workweek.

^{3/} Includes figures for establishments, other than wholesale, not located in cities of 2,500 inhabitants or more, and wholesale establishments not located in cities of 5,000 inhabitants or more.

x Not available.

GENERAL DESCRIPTION OF PRELIMINARY RELEASES FOR THE 1948 CENSUS OF BUSINESS

This series of releases, of which one is planned for each county in the United States, presents preliminary results of the 1948 Census of Business. The information is based on reports submitted by business establishments for that Census. The figures shown are preliminary, and are subject to revision in the final Census publications, but the changes are expected to be relatively minor with respect to coverage. The final Census figures will be issued in a series of Business Census bulletins which will show additional detailed kind-of-business information for all places where there are a sufficient number of establishments.

The 1948 Census of Business was taken under the provision of the Act of June 19, 1948, which provides that the Business Census be taken for 1948 and for each fifth year thereafter. Previous Business Censuses were taken for the years 1929, 1933, 1935, and 1939.

Scope of the Census.—The 1948 Census of Business covered all establishments in the following trades, as defined by the Standard Industrial Classification Manual, May 1949 issue, of the Executive Office of the President: all retail trades; all wholesale trades; all service trades in the following four groups—personal services, business services, automobile repairs and services, and miscellaneous repair services; hotels; tourist courts and camps; and amusements, including motion picture theaters. Some important services not covered are radio broadcasting and television, medical and health, legal, educational, nonprofit, accounting, and domestic services.

This coverage is similar to that of the 1939 Business Census. However, "custom trades" and "services incidental to transportation," which are no longer included in the standard classification of the service trades, are not covered by the 1948 Census. In a number of localities, these exclusions as well as

other changes in the standard classification may have a considerable effect in comparing 1948 with 1939 data, particularly with respect to establishment count.

Establishment definition.—For Census purposes, a business establishment is defined to include only enterprises conducted from a recognizable place of business, provided that the annual sales were in excess of \$5,000 for a wholesale trade establishment and \$500 for establishments in other trades. A detailed analysis of coverage will be provided in future Censuses of Business publications.

"Number of establishments" is the number of separate business locations, rather than the number of business companies or organizations, since the Census figures represent information reported separately for each business location or establishment. The establishment count reflects the number of places in business at the end of 1948 excluding administrative and executive offices of multinational organizations, and "chain store" warehouses.

Sales and receipts.—"1948 sales and receipts" represents sales of merchandise and receipts from repairs and other services to customers. The figures reflect deductions for returned goods and allowances, but not for trade-in allowances; they exclude sales and excise taxes collected from customers and paid directly to any taxing agency.

Proprietors.—"Active proprietors..." represents owners and partners of unincorporated businesses who devoted the major portion of their time to the business in November 1948.

Employment.—"Number of paid employees..." represents all employees on the pay roll for the pay period ending nearest November 15, 1948. "Full workweek" employees, whether regular or seasonal, are those who in the November 15 pay period were paid for working at least the number of hours typically worked in a week by employees of the reporting establishment.

1948 CENSUS OF BUSINESS

U. S. DEPARTMENT OF COMMERCE
BUREAU OF THE CENSUS

RETAIL, WHOLESALE, SERVICE TRADES

PRELIMINARY

For Release April 24, 1950

Release Series BC-1P-15-006

BOURBON COUNTY, KANS.

Retail, wholesale, and service establishments located in Bourbon County, Kansas, showed a substantial expansion in dollar volume of trade from 1939 to 1948 according to preliminary figures from the 1948 Census of Business released today by the Bureau of the Census, U. S. Department of Commerce.

Retail sales in the county during 1948 aggregated \$14.9 million, an increase of 192 percent over the \$5.1 million in 1939, when the preceding Census of Business was taken. Wholesale sales in the county reached a total of \$4.5 million in 1948 as compared with \$1.9 million in 1939. The service trades included in the Census of Business recorded receipts totaling \$787,000 in 1948 compared with \$301,000 in 1939.

Employment in the county also rose over the 9-year period between 1939 and 1948 for the above trades. Establishments in these trades reported a combined total of 1,026 paid employees for the workweek ended nearest November 15, 1948. This compared with a total of 859 employees reported for the week of November 15, 1939.

These preliminary figures have been derived from a Census report on Bourbon County, Kansas, which also includes data for the city of Fort Scott. Final figures, superseding the preliminary data for Bourbon County, will be included in a Bulletin for the State of Kansas to be issued in several months. Similar data will be made available this year in preliminary and final form for each of the counties and States. A single copy of the preliminary release for Bourbon County as well as an order blank for other area releases may be obtained by writing to the Bureau of the Census, Washington 25, D. C.

Table 1.—CENSUS OF BUSINESS PRELIMINARY RESULTS FOR 1948, BY TRADE GROUP

BOURBON COUNTY, KANS.

Trade group and kind of business	Number of establishments	1948 sales and receipts (Thousand dollars)	Active proprietors of unincorporated businesses Nov. 1948	Paid employees, workweek ended nearest Nov. 15, 1948	
				Total employees ¹	Full workweek employees
RETAIL TRADE, total.....	293	14,865	276	824	633
Food group.....	66	3,546	61	111	68
Eating and drinking places.....	46	764	47	123	83
General merchandise grp, general stores	9	953	6	93	61
Apparel group.....	18	1,106	13	84	66
Furniture-home furnishings-appliance grp	20	1,138	15	89	79
Automotive group.....	25	2,236	25	91	85
Gasoline service stations.....	46	1,080	47	47	35
Lumber-building-hardware group.....	29	2,660	30	113	105
Drug and proprietary stores.....	5	419	2	39	24
All other retail stores.....	29	963	30	34	27
WHOLESALE TRADE, total.....	35	4,472	32	70	x
Merchant wholesalers.....	7	941	5	31	x
Other types of wholesale.....	28	3,531	27	39	x
SELECTED SERVICE TRADES, ² /total.....	96	787	103	132	114
Personal services.....	40	449	44	98	83
All other service trades.....	56	338	59	34	31

x Not available.

¹/ Includes employees paid for less than the full workweek.

²/ See General Description on last page for changes from the 1939 Census of Business in the coverage of Service Trades.

Table 2.—CENSUS OF BUSINESS PRELIMINARY RESULTS FOR 1948 FOR CITIES OF 2,500 INHABITANTS OR MORE

BOURBON COUNTY, KANS.

(Data omitted for trade groups where necessary to avoid disclosure)

City and trade group ¹	Number of establishments	1948 sales and receipts (Thousand dollars)	Active proprietors of unincorporated businesses Nov. 1948	Paid employees, workweek ended nearest Nov. 15, 1948	
				Total employees ²	Full workweek employees
Fort Scott:					
Retail trade.....	225	13,254	203	783	606
Wholesale trade.....	24	2,831	20	60	x
Selected service trades....	68	709	74	132	114
Remainder of county:					
Retail trade.....	68	1,611	73	41	27
Wholesale trade.....	11	1,641	12	10	x
Selected service trades....	28	78	29	-	-

x Not available.

¹/ See General Description on this page for changes from the 1939 Census of Business in the coverage of Service Trades.²/ Includes employees paid for less than the full workweek.

GENERAL DESCRIPTION OF PRELIMINARY RELEASES FOR THE 1948 CENSUS OF BUSINESS

This series of releases, of which one is planned for each county in the United States, presents preliminary results of the 1948 Census of Business. The information is based on reports submitted by business establishments for that Census. The figures shown are preliminary, and are subject to revision in the final Census publications, but the changes are expected to be relatively minor with respect to coverage. The final Census figures will be issued in a series of Business Census bulletins which will show additional detailed kind-of-business information for all places where there are a sufficient number of establishments.

The 1948 Census of Business was taken under the provision of the Act of June 19, 1948, which provides that the Business Census be taken for 1948 and for each fifth year thereafter. Previous Business Censuses were taken for the years 1929, 1933, 1935, and 1939.

Scope of the Census.—The 1948 Census of Business covered all establishments in the following trades, as defined by the Standard Industrial Classification Manual, May 1949 issue, of the Executive Office of the President: all retail trades; all wholesale trades; all service trades in the following four groups—personal services, business services, automobile repairs and services, and miscellaneous repair services; hotels; tourist courts and camps; and amusements, including motion picture theaters. Some important services not covered are radio broadcasting and television, medical and health, legal, educational, nonprofit, accounting, and domestic services.

This coverage is similar to that of the 1939 Business Census. However, "custom trades" and "services incidental to transportation," which are no longer included in the standard classification of the service trades, are not covered by the 1948 Census. In a number of localities, these exclusions as well as other changes in the standard classification may have

a considerable effect in comparing 1948 with 1939 data, particularly with respect to establishment count.

Establishment definition.—For Census purposes, a business establishment is defined to include only enterprises conducted from a recognizable place of business, provided that the annual sales were in excess of \$5,000 for a wholesale trade establishment and \$500 for establishments in other trades. A detailed analysis of coverage will be provided in future Census of Business publications.

"Number of establishments" is the number of separate business locations, rather than the number of business companies or organizations, since the Census figures represent information reported separately for each business location or establishment. The establishment count reflects the number of places in business at the end of 1948 excluding administrative and executive offices of multiunit organizations, and "chain store" warehouses.

Sales and receipts.—"1948 sales and receipts" represents sales of merchandise and receipts from repairs and other services to customers. The figures reflect deductions for returned goods and allowances, but not for trade-in allowances; they exclude sales and excise taxes collected from customers and paid directly to any taxing agency.

Proprietors.—"Active proprietors..." represents owners and partners of unincorporated businesses who devoted the major portion of their time to the business in November 1948.

Employment.—"Number of paid employees..." represents all employees on the pay roll for the pay period ending nearest November 15, 1948. "Full workweek" employees, whether regular or seasonal, are those who in the November 15 pay period were paid for working at least the number of hours typically worked in a week by employees of the reporting establishment.

1948 CENSUS OF BUSINESS

U. S. DEPARTMENT OF COMMERCE
BUREAU OF THE CENSUS

RETAIL, WHOLESALE, SERVICE TRADES

PRELIMINARY

For Release April 10, 1950

Release Series BC-1P-15-007

BROWN COUNTY, KANS.

Retail, wholesale, and service establishments located in Brown County, Kansas, showed a substantial expansion in dollar volume of trade from 1939 to 1948 according to preliminary figures from the 1948 Census of Business released today by the Bureau of the Census, U. S. Department of Commerce.

Retail sales in the county during 1948 aggregated \$13.8 million, an increase of 245 percent over the \$4.0 million in 1939, when the preceding Census of Business was taken. Wholesale sales in the county reached a total of \$8.7 million in 1948 as compared with \$1.9 million in 1939. The service trades included in the Census of Business recorded receipts totaling \$492,000 in 1948 compared with \$185,000 in 1939.

Employment in the county also rose over the 9-year period between 1939 and 1948 for the above trades. Establishments in these trades reported a combined total of 757 paid employees for the workweek ended nearest November 15, 1948. This compared with a total 567 employees reported for the week of November 15, 1939.

These preliminary figures have been derived from a Census report on Brown County, Kansas, which also includes data for the cities of Hiawatha and Horton. Final figures, superseding the preliminary data for Brown County, will be included in a Bulletin for the State of Kansas to be issued in several months. Similar data will be made available this year in preliminary and final form for each of the counties and States. A single copy of the preliminary release for Brown County as well as an order blank for other area releases may be obtained by writing to the Bureau of the Census, Washington 25, D. C.

Table 1.—CENSUS OF BUSINESS PRELIMINARY RESULTS FOR 1948, BY TRADE GROUP
BROWN COUNTY, KANS.

Trade group and kind of business	Number of establishments	1948 sales and receipts (Thousand dollars)	Active proprietors of unincorporated businesses Nov. 1948	Paid employees, workweek ended nearest Nov. 15, 1948	
				Total employees ¹	Full workweek employees
RETAIL TRADE, total.....	254	13,825	257	604	483
Food group.....	40	2,355	36	85	62
Eating and drinking places.....	38	680	40	75	62
General merchandise grp, general stores.....	6	1,138	2	100	62
Apparel group.....	7	290	12	19	13
Furniture-home furnishings-appliance grp.....	18	528	12	25	17
Automotive group.....	29	2,985	29	101	97
Gasoline service stations.....	41	953	47	28	19
Lumber-building-hardware group.....	33	2,688	30	90	81
Drug and proprietary stores.....	9	441	11	28	23
All other retail stores.....	33	1,767	38	53	47
WHOLESALE TRADE, total.....	42	8,692	39	92	x
Merchant wholesalers.....	5	796	4	35	x
Other types of wholesalers.....	37	7,896	35	57	x
SELECTED SERVICE TRADES, ² /total.....	72	492	77	61	54
Personal services.....	34	246	36	45	40
All other service trades.....	38	246	41	16	14

x Not available.

¹/ Includes employees paid for less than the full workweek.

²/ See General Description on last page for changes from the 1939 Census of Business in the coverage of Service Trades.

Table 2.—CENSUS OF BUSINESS PRELIMINARY RESULTS FOR 1948 FOR CITIES OF 2,500 INHABITANTS OR MORE

BROWN COUNTY, KANS.

(Data omitted for trade groups where necessary to avoid disclosure)

City and trade group ¹	Number of establishments	1948 sales and receipts (Thousand dollars)	Active proprietors of unincorporated businesses Nov. 1948	Paid employees, workweek ended nearest Nov. 15, 1948	
				Total employees ²	Full workweek employees
Hiawatha:					
Retail trade.....	103	8,049	110	350	295
Selected service trades....	28	256	31	42	39
Horton:					
Retail trade.....	74	3,194	69	182	131
Selected service trades....	22	125	22	13	10
Remainder of county:					
Retail trade.....	77	2,582	78	72	57
Selected service trades....	22	111	24	6	5

1/ See General Description on this page for changes from the 1939 Census of Business in the coverage of Service Trades.

2/ Includes employees paid for less than the full workweek.

GENERAL DESCRIPTION OF PRELIMINARY RELEASES FOR THE 1948 CENSUS OF BUSINESS

This series of releases, of which one is planned for each county in the United States, presents preliminary results of the 1948 Census of Business. The information is based on reports submitted by business establishments for that Census. The figures shown are preliminary, and are subject to revision in the final Census publications, but the changes are expected to be relatively minor with respect to coverage. The final Census figures will be issued in a series of Business Census bulletins which will show additional detailed kind-of-business information for all places where there are a sufficient number of establishments.

The 1948 Census of Business was taken under the provision of the Act of June 19, 1948, which provides that the Business Census be taken for 1948 and for each fifth year thereafter. Previous Business Censuses were taken for the years 1929, 1933, 1935, and 1939.

Scope of the Census.—The 1948 Census of Business covered all establishments in the following trades, as defined by the Standard Industrial Classification Manual, May 1949 issue, of the Executive Office of the President: all retail trades; all wholesale trades; all service trades in the following four groups—personal services, business services, automobile repairs and services, and miscellaneous repair services; hotels; tourist courts and camps; and amusements, including motion picture theaters. Some important services not covered are radio broadcasting and television, medical and health, legal, educational, nonprofit, accounting, and domestic services.

This coverage is similar to that of the 1939 Business Census. However, "custom trades" and "services incidental to transportation," which are no longer included in the standard classification of the service trades, are not covered by the 1948 Census. In a number of localities, these exclusions as well as

other changes in the standard classification may have a considerable effect in comparing 1948 with 1939 data, particularly with respect to establishment count.

Establishment definition.—For Census purposes, a business establishment is defined to include only enterprises conducted from a recognizable place of business, provided that the annual sales were in excess of \$5,000 for a wholesale trade establishment and \$500 for establishments in other trades. A detailed analysis of coverage will be provided in future Census of Business publications.

"Number of establishments" is the number of separate business locations, rather than the number of business companies or organizations, since the Census figures represent information reported separately for each business location or establishment. The establishment count reflects the number of places in business at the end of 1948 excluding administrative and executive offices of multiunit organizations, and "chain store" warehouses.

Sales and receipts.—"1948 sales and receipts" represents sales of merchandise and receipts from repairs and other services to customers. The figures reflect deductions for returned goods and allowances, but not for trade-in allowances; they exclude sales and excise taxes collected from customers and paid directly to any taxing agency.

Proprietors.—"Active proprietors..." represents owners and partners of unincorporated businesses who devoted the major portion of their time to the business in November 1948.

Employment.—"Number of paid employees..." represents all employees on the pay roll for the pay period ending nearest November 15, 1948. "Full workweek" employees, whether regular or seasonal, are those who in the November 15 pay period were paid for working at least the number of hours typically worked in a week by employees of the reporting establishment.

1948 CENSUS OF BUSINESS

RETAIL, WHOLESALE, SERVICE TRADES

U. S. DEPARTMENT OF COMMERCE
BUREAU OF THE CENSUS

PRELIMINARY

For Release April 19, 1950

Release Series BC-1P-15-008

BUTLER COUNTY, KANS.

Retail, wholesale, and service establishments located in Butler County, Kansas, showed a substantial expansion in dollar volume of trade from 1939 to 1948 according to preliminary figures from the 1948 Census of Business released today by the Bureau of the Census, U. S. Department of Commerce.

Retail sales in the county during 1948 aggregated \$26.2 million, an increase of 198 percent over the \$8.8 million in 1939, when the preceding Census of Business was taken. Wholesale sales in the county reached a total of \$14.5 million in 1948 as compared with \$2.8 million in 1939. The service trades included in the Census of Business recorded receipts totaling \$1.2 million in 1948 compared with \$0.4 million in 1939.

Employment in the county also rose over the 9-year period between 1939 and 1948 for the above trades. Establishments in these trades reported a combined total of 1,670 paid employees for the workweek ended nearest November 15, 1948. This compared with a total of 1,223 employees reported for the week of November 15, 1939.

These preliminary figures have been derived from a Census report on Butler County, Kansas, which also includes data for the cities of Augusta and El Dorado. Final figures, superseding the preliminary data for Butler County, will be included in a Bulletin for the State of Kansas to be issued in several months. Similar data will be made available this year in preliminary and final form for each of the counties and States. A single copy of the preliminary release for Butler County as well as an order blank for other area releases may be obtained by writing to the Bureau of the Census, Washington 25, D. C.

Table 1.—CENSUS OF BUSINESS PRELIMINARY RESULTS FOR 1948, BY TRADE GROUP
BUTLER COUNTY, KANS.

Trade group and kind of business	Number of establishments	1948 sales and receipts (Thousand dollars)	Active proprietors of unincorporated businesses Nov. 1948	Paid employees, workweek ended nearest Nov. 15, 1948	
				Total employees ¹	Full workweek employees
RETAIL TRADE, total.....	459	26,152	481	1,278	1,042
Food group.....	105	5,753	111	185	120
Eating and drinking places.....	72	1,407	83	181	150
General merchandise group, general stores....	16	1,428	11	130	96
Apparel group.....	22	1,344	23	71	55
Furniture—home furnishings—appliance group...	18	1,150	19	47	43
Automotive group.....	46	6,565	57	254	242
Gasoline service stations.....	67	2,166	69	84	70
Lumber—building—hardware group.....	51	4,100	47	179	149
Drug and proprietary stores.....	14	766	16	79	59
All other retail stores.....	48	1,473	45	68	58
WHOLESALE TRADE, total.....	77	14,513	62	241	x
Merchant wholesalers.....	28	7,704	24	188	x
Petroleum bulk plants, terminals.....	28	2,473	27	18	x
Other types of wholesale.....	21	4,336	11	35	x
SELECTED SERVICE TRADES, ^{2/} total.....	149	1,228	164	151	136
Personal services.....	76	578	82	114	106
Business services.....	9	191	10	8	7
Automotive repairs and services.....	29	134	32	5	2
Other repair services.....	35	325	40	24	21
AMUSEMENTS.....	14	339	15	70	x

x Not available.

^{1/} Includes employees paid for less than the full workweek.

^{2/} See General Description on last page for changes from the 1939 Census of Business in the coverage of Service Trades.

Table 2.—CENSUS OF BUSINESS PRELIMINARY RESULTS FOR 1948 FOR CITIES OF 2,500 INHABITANTS OR MORE

BUTLER COUNTY, KANS.

(Data omitted for trade groups where necessary to avoid disclosure)

City and trade group ¹	Number of establishments	1948 sales and receipts (Thousand dollars)	Active proprietors of unincorporated businesses Nov. 1948	Paid employees, workweek ended nearest Nov. 15, 1948	
				Total employees ²	Full workweek employees
Augusta:					
Retail trade.....	88	5,546	94	253	216
Selected service trades.....	29	217	30	43	38
El Dorado:					
Retail trade.....	200	15,335	216	856	705
Wholesale trade.....	26	6,953	20	132	x
Selected service trades.....	70	636	81	84	78
Amusements.....	5	229	7	39	x
Remainder of county:^{3/}					
Retail trade.....	171	5,271	171	169	121
Wholesale trade.....	51	7,560	42	109	x
Selected service trades.....	50	375	53	24	20

x Not available.

^{1/} See General Description on this page for changes from the 1939 Census of Business in the coverage of Service Trades.^{2/} Includes employees paid for less than the full workweek.^{3/} Includes figures for establishments, other than wholesale, not located in cities of 2,500 inhabitants or more, and wholesale establishments not located in cities of 5,000 inhabitants or more.

GENERAL DESCRIPTION OF PRELIMINARY RELEASES FOR THE 1948 CENSUS OF BUSINESS

This series of releases, of which one is planned for each county in the United States, presents preliminary results of the 1948 Census of Business. The information is based on reports submitted by business establishments for that Census. The figures shown are preliminary, and are subject to revision in the final Census publications, but the changes are expected to be relatively minor with respect to coverage. The final Census figures will be issued in a series of Business Census bulletins which will show additional detailed kind-of-business information for all places where there are a sufficient number of establishments.

The 1948 Census of Business was taken under the provision of the Act of June 19, 1948, which provides that the Business Census be taken for 1948 and for each fifth year thereafter. Previous Business Censuses were taken for the years 1929, 1933, 1935, and 1939.

Scope of the Census.—The 1948 Census of Business covered all establishments in the following trades, as defined by the Standard Industrial Classification Manual, May 1949 issue, of the Executive Office of the President: all retail trades; all wholesale trades; all service trades in the following four groups—personal services, business services, automobile repairs and services, and miscellaneous repair services; hotels; tourist courts and camps; and amusements, including motion picture theaters. Some important services not covered are radio broadcasting and television, medical and health, legal, educational, nonprofit, accounting, and domestic services.

This coverage is similar to that of the 1939 Business Census. However, "custom trade" and "service incidental to transportation," which are no longer included in the standard classification of the service trades, are not covered by the 1948 Census. In a number of localities, these exclusions as well as other changes in the standard classification may have

a considerable effect in comparing 1948 with 1939 data, particularly with respect to establishment count.

Establishment definition.—For Census purposes, a business establishment is defined to include only enterprises conducted from a recognizable place of business, provided that the annual sales were in excess of \$5,000 for a wholesale trade establishment and \$500 for establishments in other trades. A detailed analysis of coverage will be provided in future Census of Business publications.

"Number of establishments" is the number of separate business locations, rather than the number of business companies or organizations, since the Census figures represent information reported separately for each business location or establishment. The establishment count reflects the number of places in business at the end of 1948 excluding administrative and executive offices of multiunit organizations, and "chain store" warehouses.

Sales and receipts.—"1948 sales and receipts" represents sales of merchandise and receipts from repairs and other services to customers. The figures reflect deductions for returned goods and allowances, but not for trade-in allowances; they exclude sales and excise taxes collected from customers and paid directly to any taxing agency.

Proprietors.—"Active proprietors..." represents owners and partners of unincorporated businesses who devoted the major portion of their time to the business in November 1948.

Employment.—"Number of paid employees..." represents all employees on the pay roll for the pay period ending nearest November 15, 1948. "Full workweek" employees, whether regular or seasonal, are those who in the November 15 pay period were paid for working at least the number of hours typically worked in a week by employees of the reporting establishment.

1948 CENSUS OF BUSINESS

RETAIL, WHOLESALE, SERVICE TRADES

U. S. DEPARTMENT OF COMMERCE
BUREAU OF THE CENSUS

PRELIMINARY

For Release April 10, 1950

Release Series BC-1P-15-009

CHASE COUNTY, KANS.

Retail, wholesale, and service establishments located in Chase County, Kansas, showed a substantial expansion in dollar volume of trade from 1939 to 1948 according to preliminary figures from the 1948 Census of Business released today by the Bureau of the Census, U. S. Department of Commerce.

Retail sales in the county during 1948 aggregated \$3.2 million, an increase of 191 percent over the \$1.1 million in 1939, when the preceding Census of Business was taken. Wholesale sales in the county reached a total of \$1.2 million in 1948 as compared with \$0.5 million in 1939. The service trades included in the Census of Business recorded receipts totaling \$154,000 in 1948 compared with \$30,000 in 1939.

Employment in the county also rose over the 9-year period between 1939 and 1948 for the above trades. Establishments in these trades reported a combined total of 151 paid employees for the workweek ended nearest November 15, 1948. This compared with a total of 108 employees reported for the week of November 15, 1939.

These preliminary figures have been derived from a Census report on Chase County, Kansas. Final figures, superseding the preliminary data for Chase County, will be included in a Bulletin for the State of Kansas to be issued in several months. Similar data will be made available this year in preliminary and final form for each of the counties and States. A single copy of the preliminary release for Chase County as well as an order blank for other area releases may be obtained by writing to the Bureau of the Census, Washington 25, D. C.

Table 1.—CENSUS OF BUSINESS PRELIMINARY RESULTS FOR 1948, BY TRADE GROUP
CHASE COUNTY, KANS.

Trade group and kind of business	Number of establishments	1948 sales and receipts (Thousand dollars)	Active proprietors of unincorporated businesses Nov. 1948	Paid employees, workweek ended nearest Nov. 15, 1948	
				Total employees ¹	Full workweek employees
RETAIL TRADE, total.....	78	3,184	76	136	104
Food group.....	14	849	13	33	22
Eating and drinking places.....	11	144	11	22	17
Gasoline service stations.....	15	392	16	9	6
All other retail stores.....	38	1,799	36	72	59
WHOLESALE TRADE.....	9	1,241	7	11	x
SELECTED SERVICE TRADES, ² /total..	23	154	26	4	4
Personal services.....	12	82	15	3	3
All other service trades.....	11	72	11	1	1

x Not available.

¹/ Includes employees paid for less than the full workweek.

²/ See General Description on last page for changes from the 1939 Census of Business in the coverage of Service Trades.

GENERAL DESCRIPTION OF PRELIMINARY RELEASES FOR THE 1948 CENSUS OF BUSINESS

This series of releases, of which one is planned for each county in the United States, presents preliminary results of the 1948 Census of Business. The information is based on reports submitted by business establishments for that Census. The figures shown are preliminary, and are subject to revision in the final Census publications, but the changes are expected to be relatively minor with respect to coverage. The final Census figures will be issued in a series of Business Census bulletins which will show additional detailed kind-of-business information for all places where there are a sufficient number of establishments.

The 1948 Census of Business was taken under the provision of the Act of June 19, 1948, which provides that the Business Census be taken for 1948 and for each fifth year thereafter. Previous Business Censuses were taken for the years 1929, 1933, 1935, and 1939.

Scope of the Census.--The 1948 Census of Business covered all establishments in the following trades, as defined by the Standard Industrial Classification Manual, May 1949 issue, of the Executive Office of the President: all retail trades; all wholesale trades; all service trades in the following four groups--personal services, business services, automobile repairs and services, and miscellaneous repair services; hotels; tourist courts and camps; and amusements, including motion picture theaters. Some important services not covered are radio broadcasting and television, medical and health, legal, educational, nonprofit, accounting, and domestic services.

This coverage is similar to that of the 1939 Business Census. However, "custom trades" and "services incidental to transportation," which are no longer included in the standard classification of the service trades, are not covered by the 1948 Census. In a number of localities, these exclusions as well as other changes in the standard classification may have a considerable effect in comparing

1948 with 1939 data, particularly with respect to establishment count.

Establishment definition.--For Census purposes, a business establishment is defined to include only enterprises conducted from a recognizable place of business, provided that the annual sales were in excess of \$5,000 for a wholesale trade establishment and \$500 for establishments in other trades. A detailed analysis of coverage will be provided in future Census of Business publications.

"Number of establishments" is the number of separate business locations, rather than the number of business companies or organizations, since the Census figures represent information reported separately for each business location or establishment. The establishment count reflects the number of places in business at the end of 1948 excluding administrative and executive offices of multiunit organizations, and "chain store" warehouses.

Sales and receipts.--"1948 sales and receipts" represents sales of merchandise and receipts from repairs and other services to customers. The figures reflect deductions for returned goods and allowances, but not for trade-in allowances; they exclude sales and excise taxes collected from customers and paid directly to any taxing agency.

Proprietors.--"Active proprietors..." represents owners and partners of unincorporated businesses who devoted the major portion of their time to the business in November 1948.

Employment.--"Number of paid employees..." represents all employees on the pay roll for the pay period ending nearest November 15, 1948. "Full workweek" employees, whether regular or seasonal, are those who in the November 15 pay period were paid for working at least the number of hours typically worked in a week by employees of the reporting establishment.

1948 CENSUS OF BUSINESS

RETAIL, WHOLESALE, SERVICE TRADES

U. S. DEPARTMENT OF COMMERCE
BUREAU OF THE CENSUS

PRELIMINARY

For Release April 17, 1950

Release Series BC-1P-15-010

CHAUTAUQUA COUNTY, KANS.

Retail, wholesale, and service establishments located in Chautauqua County, Kansas, showed a substantial expansion in dollar volume of trade from 1939 to 1948 according to preliminary figures from the 1948 Census of Business released today by the Bureau of the Census, U. S. Department of Commerce.

Retail sales in the county during 1948 aggregated \$5.4 million, an increase of 184 percent over the \$1.9 million in 1939, when the preceding Census of Business was taken. Wholesale sales in the county reached a total of \$902,000 in 1948 as compared with \$623,000 in 1939. The service trades included in the Census of Business recorded receipts totaling \$81,000 in 1948 compared with \$70,000 in 1939.

Employment in the county also rose over the 9-year period between 1939 and 1948 for the above trades. Establishments in these trades reported a combined total of 299 paid employees for the workweek ended nearest November 15, 1948. This compared with a total of 263 employees reported for the week of November 15, 1939.

These preliminary figures have been derived from a Census report on Chautauqua County, Kansas. Final figures, superseding the preliminary data for Chautauqua County, will be included in a Bulletin for the State of Kansas to be issued in several months. Similar data will be made available this year in preliminary and final form for each of the counties and States. A single copy of the preliminary release for Chautauqua County as well as an order blank for other area releases may be obtained by writing to the Bureau of the Census, Washington 25, D. C.

Table 1.—CENSUS OF BUSINESS PRELIMINARY RESULTS FOR 1948, BY TRADE GROUP

CHAUTAUQUA COUNTY, KANS.

Trade group and kind of business	Number of establishments	1948 sales and receipts (Thousand dollars)	Active proprietors of unincorporated businesses Nov. 1948	Paid employees, workweek ended nearest Nov. 15, 1948	
				Total employees ¹	Full workweek employees
RETAIL TRADE, total.....	113	5,414	120	274	239
Food group.....	21	1,095	23	32	22
Eating and drinking places.....	15	248	15	39	32
Gasoline service stations.....	23	436	22	16	15
All other retail stores.....	54	3,635	60	187	170
WHOLESALE TRADE.....	12	902	7	19	x
SELECTED SERVICE TRADES ^{2/}	26	81	28	6	6

x Not available.

^{1/} Includes employees paid for less than the full workweek.

^{2/} See General Description on last page for changes from the 1939 Census of Business in the coverage of Service Trades.

GENERAL DESCRIPTION OF PRELIMINARY RELEASES FOR THE 1948 CENSUS OF BUSINESS

This series of releases, of which one is planned for each county in the United States, presents preliminary results of the 1948 Census of Business. The information is based on reports submitted by business establishments for that Census. The figures shown are preliminary, and are subject to revision in the final Census publications, but the changes are expected to be relatively minor with respect to coverage. The final Census figures will be issued in a series of Business Census bulletins which will show additional detailed kind-of-business information for all places where there are a sufficient number of establishments.

The 1948 Census of Business was taken under the provision of the Act of June 19, 1948, which provides that the Business Census be taken for 1948 and for each fifth year thereafter. Previous Business Censuses were taken for the years 1929, 1933, 1935, and 1939.

Scope of the Census.—The 1948 Census of Business covered all establishments in the following trades, as defined by the Standard Industrial Classification Manual, May 1949 issue, of the Executive Office of the President: all retail trades; all wholesale trades; all service trades in the following four groups—personal services, business services, automobile repairs and services, and miscellaneous repair services; hotels; tourist courts and camps; and amusements, including motion picture theaters. Some important services not covered are radio broadcasting and television, medical and health, legal, educational, nonprofit, accounting, and domestic services.

This coverage is similar to that of the 1939 Business Census. However, "custom trades" and "services incidental to transportation," which are no longer included in the standard classification of the service trades, are not covered by the 1948 Census. In a number of localities, these exclusions as well as other changes in the standard classification may have a considerable effect in comparing

1948 with 1939 data, particularly with respect to establishment count.

Establishment definition.—For Census purposes, a business establishment is defined to include only enterprises conducted from a recognizable place of business, provided that the annual sales were in excess of \$5,000 for a wholesale trade establishment and \$500 for establishments in other trades. A detailed analysis of coverage will be provided in future Census of Business publications.

"Number of establishments" is the number of separate business locations, rather than the number of business companies or organizations, since the Census figures represent information reported separately for each business location or establishment. The establishment count reflects the number of places in business at the end of 1948 excluding administrative and executive offices of multiunit organizations, and "chain store" warehouses.

Sales and receipts.—"1948 sales and receipts" represents sales of merchandise and receipts from repairs and other services to customers. The figures reflect deductions for returned goods and allowances, but not for trade-in allowances; they exclude sales and excise taxes collected from customers and paid directly to any taxing agency.

Proprietors.—"Active proprietors..." represents owners and partners of unincorporated businesses who devoted the major portion of their time to the business in November 1948.

Employment.—"Number of paid employees..." represents all employees on the pay roll for the pay period ending nearest November 15, 1948. "Full workweek" employees, whether regular or seasonal, are those who in the November 15 pay period were paid for working at least the number of hours typically worked in a week by employees of the reporting establishment.

1948 CENSUS OF BUSINESS

U. S. DEPARTMENT OF COMMERCE
BUREAU OF THE CENSUS

RETAIL, WHOLESALE, SERVICE TRADES

PRELIMINARY

For Release April 12, 1950

Release Series BC-1P-15-011

CHEROKEE COUNTY, KANS.

Retail, wholesale, and service establishments located in Cherokee County, Kansas, showed a substantial expansion in dollar volume of trade from 1939 to 1948 according to preliminary figures from the 1948 Census of Business released today by the Bureau of the Census, U. S. Department of Commerce.

Retail sales in the county during 1948 aggregated \$14.1 million, an increase of 188 percent over the \$4.9 million in 1939, when the preceding Census of Business was taken. Wholesale sales in the county reached a total of \$6.1 million in 1948 as compared with \$2.7 million in 1939. The service trades included in the Census of Business recorded receipts totaling \$764,000 in 1948 compared with \$192,000 in 1939.

Employment in the county also rose over the 9-year period between 1939 and 1948 for the above trades. Establishments in these trades reported a combined total of 840 paid employees for the workweek ended nearest November 15, 1948. This compared with a total of 697 employees reported for the week of November 15, 1939.

These preliminary figures have been derived from a Census report on Cherokee County, Kansas, which also includes data for the cities of Baxter Springs, Columbus, and Galena. Final figures, superseding the preliminary data for Cherokee County, will be included in a Bulletin for the State of Kansas to be issued in several months. Similar data will be made available this year in preliminary and final form for each of the counties and States. A single copy of the preliminary release for Cherokee County as well as an order blank for other area releases may be obtained by writing to the Bureau of the Census, Washington 25, D. C.

Table 1.—CENSUS OF BUSINESS PRELIMINARY RESULTS FOR 1948, BY TRADE GROUP

CHEROKEE COUNTY, KANS.

Trade group and kind of business	Number of establishments	1948 sales and receipts (Thousand dollars)	Active proprietors of unincorporated businesses Nov. 1948	Paid employees, workweek ended nearest Nov. 15, 1948	
				Total employees ¹	Full workweek employees
RETAIL TRADE, total.....	408	14,050	401	668	529
Food group.....	125	4,916	120	147	95
Eating and drinking places.....	75	778	77	106	87
General merchandise grp, general stores	15	770	12	69	44
Apparel group.....	15	498	13	30	21
Furniture-home furnishgs-appliance grp	15	748	14	41	37
Automotive group.....	28	2,896	26	121	118
Gasoline service stations.....	58	1,175	63	31	19
Lumber-building-hardware group.....	28	1,202	30	54	50
Drug and proprietary stores.....	11	481	11	43	37
All other retail stores.....	38	586	35	26	21
WHOLESALE TRADE.....	28	6,071	20	74	x
SELECTED SERVICE TRADES, ^{2/} total.....	111	764	123	98	89
Personal services.....	64	370	70	65	60
All other service trades.....	47	394	53	33	29
AMUSEMENTS.....	10	166	8	47	x

x Not available.

^{1/} Includes employees paid for less than the full workweek.

^{2/} See General Description on last page for changes from the 1939 Census of Business in the coverage of Service Trades.

Table 2.—CENSUS OF BUSINESS PRELIMINARY RESULTS FOR 1948 FOR CITIES OF 2,500 INHABITANTS OR MORE

CHEROKEE COUNTY, KANS.

(Data omitted for trade groups where necessary to avoid disclosure)

City and trade group ¹	Number of establishments	1948 sales and receipts (Thousand dollars)	Active proprietors of unincorporated businesses Nov. 1948	Paid employees, workweek ended nearest Nov. 15, 1948	
				Total employees ²	Full workweek employees
Baxter Springs:					
Retail trade.....	106	5,068	106	261	211
Selected service trades....	35	226	39	35	33
Columbus:					
Retail trade.....	90	4,949	80	257	225
Selected service trades....	29	236	34	36	34
Galena:					
Retail trade.....	78	1,651	79	77	51
Selected service trades....	21	151	23	21	17
Remainder of county:^{3/}					
Retail trade.....	134	2,382	136	73	42
Selected service trades....	26	151	27	6	5

1/ See General Description on this page for changes from the 1939 Census of Business in the coverage of Service Trades.

2/ Includes employees paid for less than the full workweek.

3/ Includes figures for establishments not located in cities of 2,500 inhabitants or more.

GENERAL DESCRIPTION OF PRELIMINARY RELEASES FOR THE 1948 CENSUS OF BUSINESS

This series of releases, of which one is planned for each county in the United States, presents preliminary results of the 1948 Census of Business. The information is based on reports submitted by business establishments for that Census. The figures shown are preliminary, and are subject to revision in the final Census publications, but the changes are expected to be relatively minor with respect to coverage. The final Census figures will be issued in a series of Business Census bulletins which will show additional detailed kind-of-business information for all places where there are a sufficient number of establishments.

The 1948 Census of Business was taken under the provision of the Act of June 19, 1948, which provides that the Business Censuses be taken for 1948 and for each fifth year thereafter. Previous Business Censuses were taken for the years 1929, 1933, 1935, and 1939.

Scope of the Census.—The 1948 Census of Business covered all establishments in the following trades, as defined by the Standard Industrial Classification Manual, May 1949 issue, of the Executive Office of the President: all retail trades; all wholesale trades; all service trades in the following four groups—personal services, business services, automobile repairs and services, and miscellaneous repair services; hotels; tourist courts and camps; and amusements, including motion picture theaters. Some important services not covered are radio broadcasting and television, medical and health, legal, educational, nonprofit, accounting, and domestic services.

This coverage is similar to that of the 1939 Business Census. However, "custom trades" and "services incidental to transportation," which are no longer included in the standard classification of the service trades, are not covered by the 1948 Census. In a number of localities, these exclusions as well as

other changes in the standard classification may have a considerable effect in comparing 1948 with 1939 data, particularly with respect to establishment count.

Establishment definition.—For Census purposes, a business establishment is defined to include only enterprises conducted from a recognizable place of business, provided that the annual sales were in excess of \$5,000 for a wholesale trade establishment and \$500 for establishments in other trades. A detailed analysis of coverage will be provided in future Census of Business publications.

"Number of establishments" is the number of separate business locations, rather than the number of business companies or organizations, since the Census figures represent information reported separately for each business location or establishment. The establishment count reflects the number of places in business at the end of 1948 excluding administrative and executive offices of multiunit organizations, and "chain store" warehouses.

Sales and receipts.—"1948 sales and receipts" represents sales of merchandise and receipts from repairs and other services to customers. The figures reflect deductions for returned goods and allowances, but not for trade-in allowances; they exclude sales and excise taxes collected from customers and paid directly to any taxing agency.

Proprietors.—"Active proprietors..." represents owners and partners of unincorporated businesses who devoted the major portion of their time to the business in November 1948.

Employment.—"Number of paid employees..." represents all employees on the pay roll for the pay period ending nearest November 15, 1948. "Full workweek" employees, whether regular or seasonal, are those who in the November 15 pay period were paid for working at least the number of hours typically worked in a week by employees of the reporting establishment.

1948 CENSUS OF BUSINESS

RETAIL, WHOLESALE, SERVICE TRADES

U. S. DEPARTMENT OF COMMERCE
BUREAU OF THE CENSUS

PRELIMINARY

For Release April 12, 1950

Release Series BC-1P-15-012

CHEYENNE COUNTY, KANS.

Retail, wholesale, and service establishments located in Cheyenne County, Kansas, showed a substantial expansion in dollar volume of trade from 1939 to 1948 according to preliminary figures from the 1948 Census of Business released today by the Bureau of the Census, U. S. Department of Commerce.

Retail sales in the county during 1948 aggregated \$6.6 million, an increase of 371 percent over the \$1.4 million in 1939, when the preceding Census of Business was taken. Wholesale sales in the county reached a total of \$10.4 million in 1948 as compared with \$1.2 million in 1939. The service trades included in the Census of Business recorded receipts totaling \$158,000 in 1948 compared with \$47,000 in 1939.

Employment in the county also rose over the 9-year period between 1939 and 1948 for the above trades. Establishments in these trades reported a combined total of 317 paid employees for the workweek ended nearest November 15, 1948. This compared with a total of 177 employees reported for the week of November 15, 1939.

These preliminary figures have been derived from a Census report on Cheyenne County, Kansas. Final figures, superseding the preliminary data for Cheyenne County, will be included in a Bulletin for the State of Kansas to be issued in several months. Similar data will be made available this year in preliminary and final form for each of the counties and States. A single copy of the preliminary release for Cheyenne County as well as an order blank for other area releases may be obtained by writing to the Bureau of the Census, Washington 25, D. C.

Table 1.—CENSUS OF BUSINESS PRELIMINARY RESULTS FOR 1948, BY TRADE GROUP

CHEYENNE COUNTY, KANS.

Trade group and kind of business	Number of establishments	1948 sales and receipts (Thousand dollars)	Active proprietors of unincorporated businesses Nov. 1948	Paid employees, workweek ended nearest Nov. 15, 1948	
				Total employees ¹	Full workweek employees
RETAIL TRADE, total.....	94	6,558	90	252	221
Food group.....	16	1,372	14	47	38
Eating and drinking places....	14	321	17	48	47
Gasoline service stations....	14	390	13	10	9
All other retail stores.....	50	4,475	46	147	127
WHOLESALE TRADE.....	24	10,407	18	45	x
SELECTED SERVICE TRADES, ² /total.	24	158	27	20	15
Personal services.....	15	69	18	13	8
All other service trades.....	9	89	9	7	7

x Not available.

¹/ Includes employees paid for less than the full workweek.

²/ See General Description on last page for changes from the 1939 Census of Business in the coverage of Service Trades.

GENERAL DESCRIPTION OF PRELIMINARY RELEASES FOR THE 1948 CENSUS OF BUSINESS

This series of releases, of which one is planned for each county in the United States, presents preliminary results of the 1948 Census of Business. The information is based on reports submitted by business establishments for that Census. The figures shown are preliminary, and are subject to revision in the final Census publications, but the changes are expected to be relatively minor with respect to coverage. The final Census figures will be issued in a series of Business Census bulletins which will show additional detailed kind-of-business information for all places where there are a sufficient number of establishments.

The 1948 Census of Business was taken under the provision of the Act of June 19, 1948, which provides that the Business Census be taken for 1948 and for each fifth year thereafter. Previous Business Censuses were taken for the years 1929, 1933, 1935, and 1939.

Scope of the Census.—The 1948 Census of Business covered all establishments in the following trades, as defined by the Standard Industrial Classification Manual, May 1949 issue, of the Executive Office of the President: all retail trades; all wholesale trades; all service trades in the following four groups—personal services, business services, automobile repairs and services, and miscellaneous repair services; hotels; tourist courts and camps; and amusements, including motion picture theaters. Some important services not covered are radio broadcasting and television, medical and health, legal, educational, nonprofit, accounting, and domestic services.

This coverage is similar to that of the 1939 Business Census. However, "custom trades" and "services incidental to transportation," which are no longer included in the standard classification of the service trades, are not covered by the 1948 Census. In a number of localities, these exclusions as well as other changes in the standard classification may have a considerable effect in comparing

1948 with 1939 data, particularly with respect to establishment count.

Establishment definition.—For Census purposes, a business establishment is defined to include only enterprises conducted from a recognizable place of business, provided that the annual sales were in excess of \$5,000 for a wholesale trade establishment and \$500 for establishments in other trades. A detailed analysis of coverage will be provided in future Census of Business publications.

"Number of establishments" is the number of separate business locations, rather than the number of business companies or organizations, since the Census figures represent information reported separately for each business location or establishment. The establishment count reflects the number of places in business at the end of 1948 excluding administrative and executive offices of multiunit organizations, and "chain store" warehouses.

Sales and receipts.—"1948 sales and receipts" represents sales of merchandise and receipts from repairs and other services to customers. The figures reflect deductions for returned goods and allowances, but not for trade-in allowances; they exclude sales and excise taxes collected from customers and paid directly to any taxing agency.

Proprietors.—"Active proprietors..." represents owners and partners of unincorporated businesses who devoted the major portion of their time to the business in November 1948.

Employment.—"Number of paid employees..." represents all employees on the pay roll for the pay period ending nearest November 15, 1948. "Full workweek" employees, whether regular or seasonal, are those who in the November 15 pay period were paid for working at least the number of hours typically worked in a week by employees of the reporting establishment.

1948 CENSUS OF BUSINESS

RETAIL, WHOLESALE, SERVICE TRADES

U. S. DEPARTMENT OF COMMERCE
BUREAU OF THE CENSUS

PRELIMINARY

For Release April 17, 1950

Release Series BC-1P-15-013

CLARK COUNTY, KANS.

Retail, wholesale, and service establishments located in Clark County, Kansas, showed a substantial expansion in dollar volume of trade from 1939 to 1948 according to preliminary figures from the 1948 Census of Business released today by the Bureau of the Census, U. S. Department of Commerce.

Retail sales in the county during 1948 aggregated \$4.0 million, an increase of 233 percent over the \$1.2 million in 1939, when the preceding Census of Business was taken. Wholesale sales in the county reached a total of \$6.1 million in 1948 as compared with \$0.7 million in 1939. The service trades included in the Census of Business recorded receipts totaling \$165,000 in 1948 compared with \$36,000 in 1939.

Employment in the county also rose over the 9-year period between 1939 and 1948 for the above trades. Establishments in these trades reported a combined total of 208 paid employees for the workweek ended nearest November 15, 1948. This compared with a total of 131 employees reported for the week of November 15, 1939.

These preliminary figures have been derived from a Census report on Clark County, Kansas. Final figures, superseding the preliminary data for Clark County, will be included in a Bulletin for the State of Kansas to be issued in several months. Similar data will be made available this year in preliminary and final form for each of the counties and States. A single copy of the preliminary release for Clark County as well as an order blank for other area releases may be obtained by writing to the Bureau of the Census, Washington 25, D. C.

Table 1.—CENSUS OF BUSINESS PRELIMINARY RESULTS FOR 1948, BY TRADE GROUP

CLARK COUNTY, KANS.

Trade group and kind of business	Number of establishments	1948 sales and receipts (Thousand dollars)	Active proprietors of unincorporated businesses Nov. 1948	Paid employees, workweek ended nearest Nov. 15, 1948	
				Total employees ¹	Full workweek employees
RETAIL TRADE, total.....	77	3,987	73	145	135
Food group.....	10	633	9	21	20
Eating and drinking places.....	11	193	11	20	18
Gasoline service stations.....	16	441	16	10	7
All other retail stores.....	40	2,720	37	94	90
WHOLESALE TRADE.....	21	6,083	10	48	x
SELECTED SERVICE TRADES, ^{2/} total.....	27	165	31	15	12
Personal services.....	16	75	17	6	3
All other service trades.....	11	90	14	9	9

x Not available.

^{1/} Includes employees paid for less than the full workweek.

^{2/} See General Description on last page for changes from the 1939 Census of Business in the coverage of Service Trades.

GENERAL DESCRIPTION OF PRELIMINARY RELEASES FOR THE 1948 CENSUS OF BUSINESS

This series of releases, of which one is planned for each county in the United States, presents preliminary results of the 1948 Census of Business. The information is based on reports submitted by business establishments for that Census. The figures shown are preliminary, and are subject to revision in the final Census publications, but the changes are expected to be relatively minor with respect to coverage. The final Census figures will be issued in a series of Business Census bulletins which will show additional detailed kind-of-business information for all places where there are a sufficient number of establishments.

The 1948 Census of Business was taken under the provision of the Act of June 19, 1948, which provides that the Business Census be taken for 1948 and for each fifth year thereafter. Previous Business Censuses were taken for the years 1929, 1933, 1935, and 1939.

Scope of the Census.—The 1948 Census of Business covered all establishments in the following trades, as defined by the Standard Industrial Classification Manual, May 1949 issue, of the Executive Office of the President: all retail trades; all wholesale trades; all service trades in the following four groups—personal services, business services, automobile repairs and services, and miscellaneous repair services; hotels; tourist courts and camps; and amusements, including motion picture theaters. Some important services not covered are radio broadcasting and television, medical and health, legal, educational, nonprofit, accounting, and domestic services.

This coverage is similar to that of the 1939 Business Census. However, "custom trades" and "services incidental to transportation," which are no longer included in the standard classification of the service trades, are not covered by the 1948 Census. In a number of localities, these exclusions as well as other changes in the standard classification may have a considerable effect in comparing

1948 with 1939 data, particularly with respect to establishment count.

Establishment definition.—For Census purposes, a business establishment is defined to include only enterprises conducted from a recognizable place of business, provided that the annual sales were in excess of \$5,000 for a wholesale trade establishment and \$500 for establishments in other trades. A detailed analysis of coverage will be provided in future Census of Business publications.

"Number of establishments" is the number of separate business locations, rather than the number of business companies or organizations, since the Census figures represent information reported separately for each business location or establishment. The establishment count reflects the number of places in business at the end of 1948 excluding administrative and executive offices of multiunit organizations, and "chain store" warehouses.

Sales and receipts.—"1948 sales and receipts" represents sales of merchandise and receipts from repairs and other services to customers. The figures reflect deductions for returned goods and allowances, but not for trade-in allowances; they exclude sales and excise taxes collected from customers and paid directly to any taxing agency.

Proprietors.—"Active proprietors..." represents owners and partners of unincorporated businesses who devoted the major portion of their time to the business in November 1948.

Employment.—"Number of paid employees..." represents all employees on the pay roll for the pay period ending nearest November 15, 1948. "Full workweek" employees, whether regular or seasonal, are those who in the November 15 pay period were paid for working at least the number of hours typically worked in a week by employees of the reporting establishment.

1948 CENSUS OF BUSINESS

U. S. DEPARTMENT OF COMMERCE
BUREAU OF THE CENSUS

RETAIL, WHOLESALE, SERVICE TRADES

PRELIMINARY

For Release April 10, 1950

Release Series BC-1P- 15-014

CLAY COUNTY, KANS.

Retail, wholesale, and service establishments located in Clay County, Kansas, showed a substantial expansion in dollar volume of trade from 1939 to 1948 according to preliminary figures from the 1948 Census of Business released today by the Bureau of the Census, U. S. Department of Commerce.

Retail sales in the county during 1948 aggregated \$11.2 million, an increase of 203 percent over the \$3.7 million in 1939, when the preceding Census of Business was taken. Wholesale sales in the county reached a total of \$12.4 million in 1948 as compared with \$1.5 million in 1939. The service trades included in the Census of Business recorded receipts totaling \$479,000 in 1948 compared with \$200,000 in 1939.

Employment in the county also rose over the 9-year period between 1939 and 1948 for the above trades. Establishments in these trades reported a combined total of 749 paid employees for the workweek ended nearest November 15, 1948. This compared with a total of 509 employees reported for the week of November 15, 1939.

These preliminary figures have been derived from a Census report on Clay County, Kansas, which also includes data for the city of Clay Center. Final figures, superseding the preliminary data for Clay County, will be included in a Bulletin for the State of Kansas to be issued in several months. Similar data will be made available this year in preliminary and final form for each of the counties and States. A single copy of the preliminary release for Clay County as well as an order blank for other area releases may be obtained by writing to the Bureau of the Census, Washington 25, D. C.

Table 1.—CENSUS OF BUSINESS PRELIMINARY RESULTS FOR 1948, BY TRADE GROUP

CLAY COUNTY, KANS.

Trade group and kind of business	Number of establishments	1948 sales and receipts (Thousand dollars)	Active proprietors of unincorporated businesses Nov. 1948	Paid employees, workweek ended nearest Nov. 15, 1948	
				Total employees ¹	Full workweek employees
RETAIL TRADE, total.....	203	11,208	219	552	445
Food group.....	31	2,102	31	62	46
Eating and drinking places.....	34	600	44	94	71
General merchandise grp, general stores	13	978	13	76	53
Apparel group.....	10	346	13	18	12
Furniture-home furnishgs-appliance grp	11	401	11	24	23
Automotive group.....	25	2,291	29	70	64
Gasoline service stations.....	25	727	25	30	22
Lumber-building-hardware group.....	32	3,116	29	138	125
Drug and proprietary stores.....	6	270	8	21	12
All other retail stores.....	16	377	16	19	17
WHOLESALE TRADE.....	43	12,412	32	124	x
SELECTED SERVICE TRADES, ² /total.....	65	479	63	73	51
Personal services.....	37	290	34	58	39
All other service trades.....	28	189	29	15	12

x Not available.

¹/ Includes employees paid for less than the full workweek.

²/ See General Description on last page for changes from the 1939 Census of Business in the coverage of Service Trades.

Table 2.—CENSUS OF BUSINESS PRELIMINARY RESULTS FOR 1948 FOR CITIES OF 2,500 INHABITANTS OR MORE

CLAY COUNTY, KANS.

(Data omitted for trade groups where necessary to avoid disclosure)

City and trade group ¹	Number of establishments	1948 sales and receipts (Thousand dollars)	Active proprietors of unincorporated businesses Nov. 1948	Paid employees, workweek ended nearest Nov. 15, 1948	
				Total employees ²	Full workweek employees
Clay Center:					
Retail trade.....	123	8,775	133	450	377
Selected service trades...	42	349	40	61	42
Remainder of county:					
Retail trade.....	80	2,433	86	102	68
Selected service trades...	23	130	23	12	9

1/ See General Description on this page for changes from the 1939 Census of Business in the coverage of Service Trades.

2/ Includes employees paid for less than the full workweek.

GENERAL DESCRIPTION OF PRELIMINARY RELEASES FOR THE 1948 CENSUS OF BUSINESS

This series of releases, of which one is planned for each county in the United States, presents preliminary results of the 1948 Census of Business. The information is based on reports submitted by business establishments for that Census. The figures shown are preliminary, and are subject to revision in the final Census publications, but the changes are expected to be relatively minor with respect to coverage. The final Census figures will be issued in a series of Business Census bulletins which will show additional detailed kind-of-business information for all places where there are a sufficient number of establishments.

The 1948 Census of Business was taken under the provision of the Act of June 19, 1948, which provides that the Business Census be taken for 1948 and for each fifth year thereafter. Previous Business Censuses were taken for the years 1929, 1933, 1935, and 1939.

Scope of the Census.—The 1948 Census of Business covered all establishments in the following trades, as defined by the Standard Industrial Classification Manual, May 1949 issue, of the Executive Office of the President: all retail trades; all wholesale trades; all service trades in the following four groups—personal services, business services, automobile repairs and services, and miscellaneous repair services; hotels; tourist courts and camps; and amusements, including motion picture theaters. Some important services not covered are radio broadcasting and television, medical and health, legal, educational, nonprofit, accounting, and domestic services.

This coverage is similar to that of the 1939 Business Census. However, "custom trades" and "services incidental to transportation," which are no longer included in the standard classification of the service trades, are not covered by the 1948 Census. In a number of localities, these exclusions as well as

other changes in the standard classification may have a considerable effect in comparing 1948 with 1939 data, particularly with respect to establishment count.

Establishment definition.—For Census purposes, a business establishment is defined to include only enterprises conducted from a recognizable place of business, provided that the annual sales were in excess of \$5,000 for a wholesale trade establishment and \$500 for establishments in other trades. A detailed analysis of coverage will be provided in future Census of Business publications.

"Number of establishments" is the number of separate business locations, rather than the number of business companies or organizations, since the Census figures represent information reported separately for each business location or establishment. The establishment count reflects the number of places in business at the end of 1948 excluding administrative and executive offices of multiunit organizations, and "chain store" warehouses.

Sales and receipts.—"1948 sales and receipts" represents sales of merchandise and receipts from repairs and other services to customers. The figures reflect deductions for returned goods and allowances, but not for trade-in allowances; they exclude sales and excise taxes collected from customers and paid directly to any taxing agency.

Proprietors.—"Active proprietors..." represents owners and partners of unincorporated businesses who devoted the major portion of their time to the business in November 1948.

Employment.—"Number of paid employees..." represents all employees on the pay roll for the pay period ending nearest November 16, 1948. "Full workweek" employees, whether regular or seasonal, are those who in the November 16 pay period were paid for working at least the number of hours typically worked in a week by employees of the reporting establishment.

1948 CENSUS OF BUSINESS

RETAIL, WHOLESALE, SERVICE TRADES

U. S. DEPARTMENT OF COMMERCE
BUREAU OF THE CENSUS

PRELIMINARY

For Release April 17, 1950

Release Series BC-1P-15-015

CLOUD COUNTY, KANS.

Retail, wholesale, and service establishments located in Cloud County, Kansas, showed a substantial expansion in dollar volume of trade from 1939 to 1948 according to preliminary figures from the 1948 Census of Business released today by the Bureau of the Census, U. S. Department of Commerce.

Retail sales in the county during 1948 aggregated \$16.3 million, an increase of 247 percent over the \$4.7 million in 1939, when the preceding Census of Business was taken. Wholesale sales in the county reached a total of \$11.0 million in 1948 as compared with \$3.5 million in 1939. The service trades included in the Census of Business recorded receipts totaling \$743,000 in 1948 compared with \$170,000 in 1939.

Employment in the county also rose over the 9-year period between 1939 and 1948 for the above trades. Establishments in these trades reported a combined total of 1,042 paid employees for the workweek ended nearest November 15, 1948. This compared with a total of 738 employees reported for the week of November 15, 1939.

These preliminary figures have been derived from a Census report on Cloud County, Kansas, which also includes data for the city of Concordia. Final figures, superseding the preliminary data for Cloud County, will be included in a Bulletin for the State of Kansas to be issued in several months. Similar data will be made available this year in preliminary and final form for each of the counties and States. A single copy of the preliminary release for Cloud County as well as an order blank for other area releases may be obtained by writing to the Bureau of the Census, Washington 25, D. C.

Table 1.—CENSUS OF BUSINESS PRELIMINARY RESULTS FOR 1948, BY TRADE GROUP
CLOUD COUNTY, KANS.

Trade group and kind of business	Number of establishments	1948 sales and receipts (Thousand dollars)	Active proprietors of unincorporated businesses Nov. 1948	Paid employees, workweek ended nearest Nov. 15, 1948	
				Total employees ¹	Full workweek employees
RETAIL TRADE, total.....	251	16,296	264	800	658
Food group.....	46	3,194	51	117	90
Eating and drinking places.....	39	775	41	122	97
General merchandise grp, general stores.	12	1,546	12	113	75
Apparel group.....	12	567	13	30	29
Furniture-home furnishings-appliance grp.	14	572	15	30	26
Automotive group.....	22	3,252	21	114	105
Gasoline service stations.....	36	1,523	33	73	68
Lumber-building-hardware group.....	37	3,846	38	127	109
Drug and proprietary stores.....	11	434	12	36	26
All other retail stores.....	22	587	28	38	33
WHOLESALE TRADE, total.....	50	11,008	39	160	x
Merchant wholesalers.....	12	3,061	10	67	x
Assemblers of farm products.....	24	5,885	14	48	x
Other types of wholesalers.....	14	2,062	15	45	x
SELECTED SERVICE TRADES, ^{2/} total.....	92	743	103	82	64
Personal services.....	48	392	54	57	42
All other service trades.....	44	351	49	25	22
AMUSEMENTS.....	10	148	8	31	x

x Not available.

^{1/} Includes employees paid for less than the full workweek.

^{2/} See General Description on last page for changes from the 1939 Census of Business in the coverage of Service Trades.

Table 2.—CENSUS OF BUSINESS PRELIMINARY RESULTS FOR 1948 FOR CITIES OF 2,500 INHABITANTS OR MORE

CLOUD COUNTY, KANS.

(Data omitted for trade groups where necessary to avoid disclosure)

City and trade group ¹	Number of establishments	1948 sales and receipts (Thousand dollars)	Active proprietors of unincorporated businesses Nov. 1948	Paid employees, workweek ended nearest Nov. 15, 1948	
				Total employees ²	Full workweek employees
Concordia:					
Retail trade.....	126	10,753	130	583	494
Wholesale trade.....	19	4,893	13	104	x
Selected service trades....	49	410	56	64	52
Remainder of county:					
Retail trade.....	125	5,543	134	217	164
Wholesale trade.....	31	6,115	26	56	x
Selected service trades....	43	333	47	18	12

x Not available.

^{1/} See General Description on this page for changes from the 1939 Census of Business in the coverage of Service Trades.^{2/} Includes employees paid for less than the full workweek.

GENERAL DESCRIPTION OF PRELIMINARY RELEASES FOR THE 1948 CENSUS OF BUSINESS

This series of releases, of which one is planned for each county in the United States, presents preliminary results of the 1948 Census of Business. The information is based on reports submitted by business establishments for that Census. The figures shown are preliminary, and are subject to revision in the final Census publications, but the changes are expected to be relatively minor with respect to coverage. The final Census figures will be issued in a series of Business Census bulletins which will show additional detailed kind-of-business information for all places where there are a sufficient number of establishments.

The 1948 Census of Business was taken under the provision of the Act of June 19, 1948, which provides that the Business Census be taken for 1948 and for each fifth year thereafter. Previous Business Censuses were taken for the years 1929, 1933, 1935, and 1939.

Scope of the Census.—The 1948 Census of Business covered all establishments in the following trades, as defined by the Standard Industrial Classification Manual, May 1949 issue, of the Executive Office of the President: all retail trades; all wholesale trades; all service trades in the following four groups—personal services, business services, automobile repairs and services, and miscellaneous repair services; hotels; tourist courts and camps; and amusements, including motion picture theaters. Some important services not covered are radio broadcasting and television, medical and health, legal, educational, nonprofit, accounting, and domestic services.

This coverage is similar to that of the 1939 Business Census. However, "custom trades" and "services incidental to transportation," which are no longer included in the standard classification of the service trades, are not covered by the 1948 Census. In a number of localities, these exclusions as well as other changes in the standard classification may have

a considerable effect in comparing 1948 with 1939 data, particularly with respect to establishment count.

Establishment definition.—For Census purposes, a business establishment is defined to include only enterprises conducted from a recognizable place of business, provided that the annual sales were in excess of \$5,000 for a wholesale trade establishment and \$500 for establishments in other trades. A detailed analysis of coverage will be provided in future Census of Business publications.

"Number of establishments" is the number of separate business locations, rather than the number of business companies or organizations, since the Census figures represent information reported separately for each business location or establishment. The establishment count reflects the number of places in business at the end of 1948 excluding administrative and executive offices of multiunit organizations, and "chain store" warehouses.

Sales and receipts.—"1948 sales and receipts" represents sales of merchandise and receipts from repairs and other services to customers. The figures reflect deductions for returned goods and allowances, but not for trade-in allowances; they exclude sales and excise taxes collected from customers and paid directly to any taxing agency.

Proprietors.—"Active proprietors..." represents owners and partners of unincorporated businesses who devoted the major portion of their time to the business in November 1948.

Employment.—"Number of paid employees..." represents all employees on the pay roll for the pay period ending nearest November 15, 1948. "Full workweek" employees, whether regular or seasonal, are those who in the November 15 pay period were paid for working at least the number of hours typically worked in a week by employees of the reporting establishment.

1948 CENSUS OF BUSINESS

RETAIL, WHOLESALE, SERVICE TRADES

U. S. DEPARTMENT OF COMMERCE
BUREAU OF THE CENSUS

PRELIMINARY

For Release April 19, 1950

Release Series BC-1P-15-016

COFFEY COUNTY, KANS.

Retail, wholesale, and service establishments located in Coffey County, Kansas, showed a substantial expansion in dollar volume of trade from 1939 to 1948 according to preliminary figures from the 1948 Census of Business released today by the Bureau of the Census, U. S. Department of Commerce.

Retail sales in the county during 1948 aggregated \$7.4 million, an increase of 185 percent over the \$2.6 million in 1939, when the preceding Census of Business was taken. Wholesale sales in the county reached a total of \$3.1 million in 1948 as compared with \$1.4 million in 1939. The service trades included in the Census of Business recorded receipts totaling \$301,000 in 1948 compared with \$130,000 in 1939.

Employment in the county also rose over the 9-year period between 1939 and 1948 for the above trades. Establishments in these trades reported a combined total of 397 paid employees for the workweek ended nearest November 15, 1948. This compared with a total of 389 employees reported for the week of November 15, 1939.

These preliminary figures have been derived from a Census report on Coffey County, Kansas. Final figures, superseding the preliminary data for Coffey County, will be included in a Bulletin for the State of Kansas to be issued in several months. Similar data will be made available this year in preliminary and final form for each of the counties and States. A single copy of the preliminary release for Coffey County as well as an order blank for other area releases may be obtained by writing to the Bureau of the Census, Washington 25, D. C.

Table 1.—CENSUS OF BUSINESS PRELIMINARY RESULTS FOR 1948, BY TRADE GROUP

COFFEY COUNTY, KANS.

Trade group and kind of business	Number of establishments	1948 sales and receipts (Thousand dollars)	Active proprietors of unincorporated businesses Nov. 1948	Paid employees, workweek ended nearest Nov. 15, 1948	
				Total employees ¹	Full workweek employees
RETAIL TRADE, total.....	170	7,366	186	338	239
Food group.....	24	1,290	31	46	32
Eating and drinking places.....	22	270	27	43	32
General merchandise grp, general stores	10	680	8	39	29
Apparel group.....	8	198	11	10	4
Furniture-home furnishings-appliance grp	17	556	16	25	17
Automotive group.....	15	1,206	19	47	39
Gasoline service stations.....	35	967	37	45	27
Lumber-building-hardware group.....	18	1,060	16	43	36
Drug and proprietary stores.....	7	195	9	18	8
All other retail stores.....	14	944	12	22	15
WHOLESALE TRADE.....	34	3,118	29	42	x
SELECTED SERVICE TRADES, ² /total.....	50	301	55	17	15
Personal services.....	27	164	30	6	5
All other service trades.....	23	137	25	11	10
AMUSEMENTS.....	10	84	10	9	x

x Not available.

¹/ Includes employees paid for less than the full workweek.

²/ See General Description on last page for changes from the 1939 Census of Business in the coverage of Service Trades.

GENERAL DESCRIPTION OF PRELIMINARY RELEASES FOR THE 1948 CENSUS OF BUSINESS

This series of releases, of which one is planned for each county in the United States, presents preliminary results of the 1948 Census of Business. The information is based on reports submitted by business establishments for that Census. The figures shown are preliminary, and are subject to revision in the final Census publications, but the changes are expected to be relatively minor with respect to coverage. The final Census figures will be issued in a series of Business Census bulletins which will show additional detailed kind-of-business information for all places where there are a sufficient number of establishments.

The 1948 Census of Business was taken under the provision of the Act of June 19, 1948, which provides that the Business Census be taken for 1948 and for each fifth year thereafter. Previous Business Censuses were taken for the years 1929, 1933, 1935, and 1939.

Scope of the Census.—The 1948 Census of Business covered all establishments in the following trades, as defined by the Standard Industrial Classification Manual, May 1949 issue, of the Executive Office of the President: all retail trades; all wholesale trades; all service trades in the following four groups—personal services, business services, automobile repairs and services, and miscellaneous repair services; hotels; tourist courts and camps; and amusements, including motion picture theaters. Some important services not covered are radio broadcasting and television, medical and health, legal, educational, nonprofit, accounting, and domestic services.

This coverage is similar to that of the 1939 Business Census. However, "custom trades" and "services incidental to transportation," which are no longer included in the standard classification of the service trades, are not covered by the 1948 Census. In a number of localities, these exclusions as well as other changes in the standard classification may have a considerable effect in comparing

1948 with 1939 data, particularly with respect to establishment count.

Establishment definition.—For Census purposes, a business establishment is defined to include only enterprises conducted from a recognizable place of business, provided that the annual sales were in excess of \$5,000 for a wholesale trade establishment and \$500 for establishments in other trades. A detailed analysis of coverage will be provided in future Census of Business publications.

"Number of establishments" is the number of separate business locations, rather than the number of business companies or organizations, since the Census figures represent information reported separately for each business location or establishment. The establishment count reflects the number of places in business at the end of 1948 excluding administrative and executive offices of multiunit organizations, and "chain store" warehouses.

Sales and receipts.—"1948 sales and receipts" represents sales of merchandise and receipts from repairs and other services to customers. The figures reflect deductions for returned goods and allowances, but not for trade-in allowances; they exclude sales and excise taxes collected from customers and paid directly to any taxing agency.

Proprietors.—"Active proprietors..." represents owners and partners of unincorporated businesses who devoted the major portion of their time to the business in November 1948.

Employment.—"Number of paid employees..." represents all employees on the pay roll for the pay period ending nearest November 15, 1948. "Full workweek" employees, whether regular or seasonal, are those who in the November 15 pay period were paid for working at least the number of hours typically worked in a week by employees of the reporting establishment.

1948 CENSUS OF BUSINESS

RETAIL, WHOLESALE, SERVICE TRADES

U. S. DEPARTMENT OF COMMERCE
BUREAU OF THE CENSUS

PRELIMINARY

For Release April 10, 1950

Release Series BC-1P-15-017

COMANCHE COUNTY, KANS.

Retail, wholesale, and service establishments located in Comanche County, Kansas, showed a substantial expansion in dollar volume of trade from 1939 to 1948 according to preliminary figures from the 1948 Census of Business released today by the Bureau of the Census, U. S. Department of Commerce.

Retail sales in the county during 1948 aggregated \$3.6 million, an increase of 177 percent over the \$1.3 million in 1939, when the preceding Census of Business was taken. Wholesale sales in the county reached a total of \$7.1 million in 1948 as compared with \$0.8 million in 1939. The service trades included in the Census of Business recorded receipts totaling \$157,000 in 1948 compared with \$56,000 in 1939.

Employment in the county also rose over the 9-year period between 1939 and 1948 for the above trades. Establishments in these trades reported a combined total of 196 paid employees for the workweek ended nearest November 15, 1948. This compared with a total of 141 employees reported for the week of November 15, 1939.

These preliminary figures have been derived from a Census report on Comanche County, Kansas. Final figures, superseding the preliminary data for Comanche County, will be included in a Bulletin for the State of Kansas to be issued in several months. Similar data will be made available this year in preliminary and final form for each of the counties and States. A single copy of the preliminary release for Comanche County as well as an order blank for other area releases may be obtained by writing to the Bureau of the Census, Washington 25, D. C.

Table 1.—CENSUS OF BUSINESS PRELIMINARY RESULTS FOR 1948, BY TRADE GROUP
COMANCHE COUNTY, KANS.

Trade group and kind of business	Number of establishments	1948 sales and receipts (Thousand dollars)	Active proprietors of unincorporated businesses Nov. 1948	Paid employees, workweek ended nearest Nov. 15, 1948	
				Total employees ¹	Full workweek employees
RETAIL TRADE, total.....	74	3,613	66	139	121
Food group.....	12	593	10	14	10
Eating and drinking places.....	11	150	12	22	20
Gasoline service stations.....	11	476	9	14	14
All other retail stores.....	40	2,394	35	89	77
WHOLESALE TRADE.....	25	7,063	15	41	x
SELECTED SERVICE TRADES, ^{2/} total..	25	157	25	16	16
Personal services.....	17	100	17	13	13
All other service trades.....	8	57	8	3	3

x Not available.

^{1/} Includes employees paid for less than the full workweek.

^{2/} See General Description on last page for changes from the 1939 Census of Business in the coverage of Service Trades.

GENERAL DESCRIPTION OF PRELIMINARY RELEASES FOR THE 1948 CENSUS OF BUSINESS

This series of releases, of which one is planned for each county in the United States, presents preliminary results of the 1948 Census of Business. The information is based on reports submitted by business establishments for that Census. The figures shown are preliminary, and are subject to revision in the final Census publications, but the changes are expected to be relatively minor with respect to coverage. The final Census figures will be issued in a series of Business Census bulletins which will show additional detailed kind-of-business information for all places where there are a sufficient number of establishments.

The 1948 Census of Business was taken under the provision of the Act of June 19, 1948, which provides that the Business Census be taken for 1948 and for each fifth year thereafter. Previous Business Censuses were taken for the years 1929, 1933, 1935, and 1939.

Scope of the Census.--The 1948 Census of Business covered all establishments in the following trades, as defined by the Standard Industrial Classification Manual, May 1949 issue, of the Executive Office of the President: all retail trades; all wholesale trades; all service trades in the following four groups--personal services, business services, automobile repairs and services, and miscellaneous repair services; hotels; tourist courts and camps; and amusements, including motion picture theaters. Some important services not covered are radio broadcasting and television, medical and health, legal, educational, nonprofit, accounting, and domestic services.

This coverage is similar to that of the 1939 Business Census. However, "custom trades" and "services incidental to transportation," which are no longer included in the standard classification of the service trades, are not covered by the 1948 Census. In a number of localities, these exclusions as well as other changes in the standard classification may have a considerable effect in comparing

1948 with 1939 data, particularly with respect to establishment count.

Establishment definition.--For Census purposes, a business establishment is defined to include only enterprises conducted from a recognizable place of business, provided that the annual sales were in excess of \$5,000 for a wholesale trade establishment and \$500 for establishments in other trades. A detailed analysis of coverage will be provided in future Census of Business publications.

"Number of establishments" is the number of separate business locations, rather than the number of business companies or organizations, since the Census figures represent information reported separately for each business location or establishment. The establishment count reflects the number of places in business at the end of 1948 excluding administrative and executive offices of multiunit organizations, and "chain store" warehouses.

Sales and receipts.--"1948 sales and receipts" represents sales of merchandise and receipts from repairs and other services to customers. The figures reflect deductions for returned goods and allowances, but not for trade-in allowances; they exclude sales and excise taxes collected from customers and paid directly to any taxing agency.

Proprietors.--"Active proprietors..." represents owners and partners of unincorporated businesses who devoted the major portion of their time to the business in November 1948.

Employment.--"Number of paid employees..." represents all employees on the pay roll for the pay period ending nearest November 15, 1948. "Full workweek" employees, whether regular or seasonal, are those who in the November 15 pay period were paid for working at least the number of hours typically worked in a week by employees of the reporting establishment.

1948 CENSUS OF BUSINESS

U. S. DEPARTMENT OF COMMERCE
BUREAU OF THE CENSUS

RETAIL, WHOLESALE, SERVICE TRADES

PRELIMINARY

For Release April 17, 1950

Release Series BC-1P-15-018

COWLEY COUNTY, KANS.

Retail, wholesale, and service establishments located in Cowley County, Kansas, showed a substantial expansion in dollar volume of trade from 1939 to 1948 according to preliminary figures from the 1948 Census of Business released today by the Bureau of the Census, U. S. Department of Commerce.

Retail sales in the county during 1948 aggregated \$33.0 million, an increase of 203 percent over the \$10.9 million in 1939, when the preceding Census of Business was taken. Wholesale sales in the county reached a total of \$12.0 million in 1948 as compared with \$8.1 million in 1939. The service trades included in the Census of Business recorded receipts totaling \$1.4 million in 1948 compared with \$0.5 million in 1939.

Employment in the county also rose over the 9-year period between 1939 and 1948 for the above trades. Establishments in these trades reported a combined total of 2,335 paid employees for the workweek ended nearest November 15, 1948. This compared with a total of 1,990 employees reported for the week of November 15, 1939.

These preliminary figures have been derived from a Census report on Cowley County, Kansas, which also includes data for Arkansas City and Winfield. Final figures, superseding the preliminary data for Cowley County, will be included in a Bulletin for the State of Kansas to be issued in several months. Similar data will be made available this year in preliminary and final form for each of the counties and States. A single copy of the preliminary release for Cowley County as well as an order blank for other area releases may be obtained by writing to the Bureau of the Census, Washington 25, D. C.

Table 1.—CENSUS OF BUSINESS PRELIMINARY RESULTS FOR 1948, BY TRADE GROUP
COWLEY COUNTY, KANS.

Trade group and kind of business	Number of establishments	1948 sales and receipts (Thousand dollars)	Active proprietors of unincorporated businesses Nov. 1948	Paid employees, workweek ended nearest Nov. 15, 1948	
				Total employees ¹	Full workweek employees
RETAIL TRADE, total.....	522	32,978	536	1,796	1,472
Food group.....	111	7,310	117	220	172
Eating and drinking places.....	93	1,539	103	254	214
General merchandise grp, general stores	16	3,590	4	353	256
Apparel group.....	26	1,641	23	101	85
Furniture-home furnishings-appliance grp	23	1,625	24	87	82
Automotive group.....	42	7,506	41	308	275
Gasoline service stations.....	81	2,187	85	99	74
Lumber-building-hardware group.....	43	4,147	45	185	162
Drug and proprietary stores.....	18	866	19	78	59
All other retail stores.....	69	2,567	75	111	93
WHOLESALE TRADE, total.....	49	11,982	34	305	x
Merchant wholesalers.....	17	7,721	11	264	x
Other types of wholesalers.....	32	4,261	23	41	x
SELECTED SERVICE TRADES, ² /total.....	140	1,382	151	234	220
Personal services.....	82	807	88	185	175
Business services.....	5	58	6	6	3
Automotive repairs and services.....	21	193	23	19	18
Other repair services.....	32	324	34	24	24

x Not available.

¹/ Includes employees paid for less than the full workweek.

²/ See General Description on last page for changes from the 1939 Census of Business in the coverage of Service Trades.

Table 2.—CENSUS OF BUSINESS PRELIMINARY RESULTS FOR 1948 FOR CITIES OF 2,500 INHABITANTS OR MORE

COWLEY, COUNTY, KANS.

(Data omitted for trade groups where necessary to avoid disclosure)

City and trade group ¹	Number of establishments	1948 sales and receipts (Thousand dollars)	Active proprietors of unincorporated businesses Nov. 1948	Paid employees, workweek ended nearest Nov. 15, 1948	
				Total employees ²	Full workweek employees
Arkansas City:					
Retail trade.....	239	15,847	228	916	744
Wholesale trade.....	14	4,619	11	131	x
Selected service trades....	68	686	74	136	124
Winfield:					
Retail trade.....	180	14,073	198	798	671
Wholesale trade.....	22	5,474	16	160	x
Selected service trades....	52	614	57	95	93
Remainder of county: ^{3/}					
Retail trade.....	103	3,058	110	82	57
Wholesale trade.....	13	1,889	7	14	x
Selected service trades....	20	82	20	3	3

1/ See General Description on this page for changes from the 1939 Census of Business in the coverage of Service Trades.

2/ Includes employees paid for less than the full workweek.

3/ Includes figures for establishments, other than wholesale, not located in cities of 2,500 inhabitants or more, and wholesale establishments not located in cities of 5,000 inhabitants or more.

x Not available.

GENERAL DESCRIPTION OF PRELIMINARY RELEASES FOR THE 1948 CENSUS OF BUSINESS

This series of releases, of which one is planned for each county in the United States, presents preliminary results of the 1948 Census of Business. The information is based on reports submitted by business establishments for that Census. The figures shown are preliminary, and are subject to revision in the final Census publications, but the changes are expected to be relatively minor with respect to coverage. The final Census figures will be issued in a series of Business Census bulletins which will show additional detailed kind-of-business information for all places where there are a sufficient number of establishments.

The 1948 Census of Business was taken under the provision of the Act of June 19, 1948, which provides that the Business Census be taken for 1948 and for each fifth year thereafter. Previous Business Censuses were taken for the years 1929, 1933, 1935, and 1939.

Scope of the Census.—The 1948 Census of Business covered all establishments in the following trades, as defined by the Standard Industrial Classification Manual, May 1949 issue, of the Executive Office of the President: all retail trades; all wholesale trades; all service trades in the following four groups—personal services, business services, automobile repairs and services, and miscellaneous repair services; hotels; tourist courts and camps; and amusements, including motion picture theaters. Some important services not covered are radio broadcasting and television, medical and health, legal, educational, nonprofit, accounting, and domestic services.

This coverage is similar to that of the 1939 Business Census. However, "custom trade" and "services incidental to transportation," which are no longer included in the standard classification of the service trades, are not covered by the 1948 Census. In a number of localities, these exclusions as well as other changes in the standard classification may have

a considerable effect in comparing 1948 with 1939 data, particularly with respect to establishment count.

Establishment definition.—For Census purposes, a business establishment is defined to include only enterprises conducted from a recognizable place of business, provided that the annual sales were in excess of \$5,000 for a wholesale trade establishment and \$500 for establishments in other trades. A detailed analysis of coverage will be provided in future Census of Business publications.

"Number of establishments" is the number of separate business locations, rather than the number of business companies or organizations, since the Census figures represent information reported separately for each business location or establishment. The establishment count reflects the number of places in business at the end of 1948 excluding administrative and executive offices of multiunit organizations, and "chain store" warehouses.

Sales and receipts.—"1948 sales and receipts" represents sales of merchandise and receipts from repairs and other services to customers. The figures reflect deductions for returned goods and allowances, but not for trade-in allowances; they exclude sales and excise taxes collected from customers and paid directly to any taxing agency.

Proprietors.—"Active proprietors..." represents owners and partners of unincorporated businesses who devoted the major portion of their time to the business in November 1948.

Employment.—"Number of paid employees..." represents all employees on the pay roll for the pay period ending nearest November 15, 1948. "Full workweek" employees, whether regular or seasonal, are those who in the November 15 pay period were paid for working at least the number of hours typically worked in a week by employees of the reporting establishment.

1948 CENSUS OF BUSINESS

U. S. DEPARTMENT OF COMMERCE
BUREAU OF THE CENSUS

RETAIL, WHOLESALE, SERVICE TRADES

PRELIMINARY

For Release April 17, 1950

Release Series BC-1P-15-019

CRAWFORD COUNTY, KANS.

Retail, wholesale, and service establishments located in Crawford County, Kansas, showed a substantial expansion in dollar volume of trade from 1939 to 1948 according to preliminary figures from the 1948 Census of Business released today by the Bureau of the Census, U. S. Department of Commerce.

Retail sales in the county during 1948 aggregated \$34.7 million, an increase of 204 percent over the \$11.4 million in 1939, when the preceding Census of Business was taken. Wholesale sales in the county reached a total of \$29.0 million in 1948 as compared with \$8.6 million in 1939. The service trades included in the Census of Business recorded receipts totaling \$2.0 million in 1948 compared with \$0.7 million in 1939.

Employment in the county also rose over the 9-year period between 1939 and 1948 for the above trades. Establishments in these trades reported a combined total of 2,714 paid employees for the workweek ended nearest November 15, 1948. This compared with a total of 2,022 employees reported for the week of November 15, 1939.

These preliminary figures have been derived from a Census report on Crawford County, Kansas, which also includes data for the cities of Pittsburg and Girard. Final figures, superseding the preliminary data for Crawford County, will be included in a Bulletin for the State of Kansas to be issued in several months. Similar data will be made available this year in preliminary and final form for each of the counties and States. A single copy of the preliminary release for Crawford County as well as an order blank for other area releases may be obtained by writing to the Bureau of the Census, Washington 25, D. C.

Table 1.—CENSUS OF BUSINESS PRELIMINARY RESULTS FOR 1948, BY TRADE GROUP

CRAWFORD COUNTY, KANS.

Trade group and kind of business	Number of establishments	1948 sales and receipts (Thousand dollars)	Active proprietors of unincorporated businesses Nov. 1948	Paid employees, workweek ended nearest Nov. 15, 1948	
				Total employees ¹	Full workweek employees
RETAIL TRADE, total.....	696	34,668	672	1,966	1,617
Food group.....	180	8,438	175	324	222
Eating and drinking places.....	145	2,091	156	294	236
General merchandise grp., general stores	17	4,111	11	302	239
Apparel group.....	44	1,874	29	138	102
Furniture-home furnishgs-appliance grp.	30	2,453	28	124	109
Automotive group.....	54	7,092	57	253	245
Gasoline service stations.....	94	2,073	96	85	66
Lumber-building-hardware group.....	55	3,391	44	163	152
Drug and proprietary stores.....	21	1,147	20	141	127
All other retail stores.....	56	1,998	56	142	119
WHOLESALE TRADE, total.....	97	29,023	94	486	x
Merchant wholesalers.....	49	21,089	46	390	x
Assemblers of farm products.....	27	5,592	28	72	x
Other types of wholesale.....	21	2,342	20	24	x
SELECTED SERVICE TRADES, ² /total.....	184	2,007	190	262	230
Personal services.....	114	843	114	179	159
All other service trades.....	70	1,164	76	83	71

x Not available.

¹/ Includes employees paid for less than the full workweek.

²/ See General Description on last page for changes from the 1939 Census of Business in the coverage of Service Trades.

Table 2.—CENSUS OF BUSINESS PRELIMINARY RESULTS FOR 1948 FOR CITIES OF 2,500 INHABITANTS OR MORE

CRAWFORD COUNTY, KANS.

(Data omitted for trade groups where necessary to avoid disclosure)

City and trade group ¹	Number of establishments	1948 sales and receipts (Thousand dollars)	Active proprietors of unincorporated businesses Nov. 1948	Paid employees, workweek ended nearest Nov. 15, 1948	
				Total employees ²	Full workweek employees
Girard:					
Retail trade.....	84	4,496	89	190	157
Selected selected trades..	21	85	22	13	11
Pittsburg:					
Retail trade.....	341	23,735	303	1,485	1,248
Wholesale trade.....	52	21,186	46	384	x
Selected service trades...	119	1,781	124	237	209
Remainder of county: ^{3/}					
Retail trade.....	271	6,437	280	291	212
Wholesale trade.....	45	7,837	48	102	x
Selected service trades...	44	141	44	12	10

1/ See General Description on this page for changes from the 1939 Census of Business in the coverage of Service Trades.

2/ Includes employees paid for less than the full workweek.

3/ Includes figures for establishments, other than wholesale, not located in cities of 2,500 inhabitants or more, and wholesale establishments not located in cities of 5,000 inhabitants or more.

x Not available.

GENERAL DESCRIPTION OF PRELIMINARY RELEASES FOR THE 1948 CENSUS OF BUSINESS

This series of releases, of which one is planned for each county in the United States, presents preliminary results of the 1948 Census of Business. The information is based on reports submitted by business establishments for that Census. The figures shown are preliminary, and are subject to revision in the final Census publications, but the changes are expected to be relatively minor with respect to coverage. The final Census figures will be issued in a series of Business Census bulletins which will show additional detailed kind-of-business information for all places where there are a sufficient number of establishments.

The 1948 Census of Business was taken under the provision of the Act of June 19, 1948, which provides that the Business Census be taken for 1948 and for each fifth year thereafter. Previous Business Censuses were taken for the years 1929, 1933, 1935, and 1939.

Scope of the Census.—The 1948 Census of Business covered all establishments in the following trades, as defined by the Standard Industrial Classification Manual, May 1949 issue, of the Executive Office of the President: all retail trades; all wholesale trades; all service trades in the following four groups—personal services, business services, automobile repairs and services, and miscellaneous repair services; hotels; tourist courts and camps; and amusements, including motion picture theaters. Some important services not covered are radio broadcasting and television, medical and health, legal, educational, nonprofit, accounting, and domestic services.

This coverage is similar to that of the 1939 Business Census. However, "custom trades" and "services incidental to transportation," which are no longer included in the standard classification of the service trades, are not covered by the 1948 Census. In a number of localities, these exclusions as well as other changes in the standard classification may have

a considerable effect in comparing 1948 with 1939 data, particularly with respect to establishment count.

Establishment definition.—For Census purposes, a business establishment is defined to include only enterprises conducted from a recognizable place of business, provided that the annual sales were in excess of \$5,000 for a wholesale trade establishment and \$500 for establishments in other trades. A detailed analysis of coverage will be provided in future Census of Business publications.

"Number of establishments" is the number of separate business locations, rather than the number of business companies or organizations, since the Census figures represent information reported separately for each business location or establishment. The establishment count reflects the number of places in business at the end of 1948 excluding administrative and executive offices of multiunit organizations, and "chain store" warehouses.

Sales and receipts.—"1948 sales and receipts" represents sales of merchandise and receipts from repairs and other services to customers. The figures reflect deductions for returned goods and allowances, but not for trade-in allowances; they exclude sales and excise taxes collected from customers and paid directly to any taxing agency.

Proprietors.—"Active proprietors..." represents owners and partners of unincorporated businesses who devoted the major portion of their time to the business in November 1948.

Employment.—"Number of paid employees..." represents all employees on the pay roll for the pay period ending nearest November 15, 1948. "Full workweek" employees, whether regular or seasonal, are those who in the November 15 pay period were paid for working at least the number of hours typically worked in a week by employees of the reporting establishment.

1948 CENSUS OF BUSINESS

RETAIL, WHOLESALE, SERVICE TRADES

U. S. DEPARTMENT OF COMMERCE
BUREAU OF THE CENSUS

PRELIMINARY

For Release April 10, 1950

Release Series BC-1P-15-020

DECATUR COUNTY, KANS.

Retail, wholesale, and service establishments located in Decatur County, Kansas, showed a substantial expansion in dollar volume of trade from 1939 to 1948 according to preliminary figures from the 1948 Census of Business released today by the Bureau of the Census, U. S. Department of Commerce.

Retail sales in the county during 1948 aggregated \$5.9 million, an increase of 392 percent over the \$1.2 million in 1939, when the preceding Census of Business was taken. Wholesale sales in the county reached a total of \$6.8 million in 1948 as compared with \$0.7 million in 1939. The service trades included in the Census of Business recorded receipts totaling \$196,000 in 1948 compared with \$46,000 in 1939.

Employment in the county also rose over the 9-year period between 1939 and 1948 for the above trades. Establishments in these trades reported a combined total of 276 paid employees for the workweek ended nearest November 15, 1948. This compared with a total of 170 employees reported for the week of November 15, 1939.

These preliminary figures have been derived from a Census report on Decatur County, Kansas. Final figures, superseding the preliminary data for Decatur County, will be included in a Bulletin for the State of Kansas to be issued in several months. Similar data will be made available this year in preliminary and final form for each of the counties and States. A single copy of the preliminary release for Decatur County as well as an order blank for other area releases may be obtained by writing to the Bureau of the Census, Washington 25, D. C.

Table 1.—CENSUS OF BUSINESS PRELIMINARY RESULTS FOR 1948, BY TRADE GROUP
DECATUR COUNTY, KANS.

Trade group and kind of business	Number of establishments	1948 sales and receipts (Thousand dollars)	Active proprietors of unincorporated businesses Nov. 1948	Paid employees, workweek ended nearest Nov. 15, 1948	
				Total employees ¹	Full workweek employees
RETAIL TRADE, total.....	101	5,855	108	219	180
Food group.....	19	1,184	19	34	25
Eating and drinking places.....	18	278	20	41	32
Gasoline service stations.....	16	764	14	28	25
All other retail stores.....	48	3,629	55	116	98
WHOLESALE TRADE.....	23	6,800	18	45	x
SELECTED SERVICE TRADES, ² /total...	28	196	31	12	8
Personal services.....	15	69	18	8	6
All other service trades.....	13	127	13	4	2

x Not available.

¹/ Includes employees paid for less than the full workweek.

²/ See General Description on last page for changes from the 1939 Census of Business in the coverage of Service Trades.

GENERAL DESCRIPTION OF PRELIMINARY RELEASES FOR THE 1948 CENSUS OF BUSINESS

This series of releases, of which one is planned for each county in the United States, presents preliminary results of the 1948 Census of Business. The information is based on reports submitted by business establishments for that Census. The figures shown are preliminary, and are subject to revision in the final Census publications, but the changes are expected to be relatively minor with respect to coverage. The final Census figures will be issued in a series of Business Census bulletins which will show additional detailed kind-of-business information for all places where there are a sufficient number of establishments.

The 1948 Census of Business was taken under the provision of the Act of June 19, 1948, which provides that the Business Census be taken for 1948 and for each fifth year thereafter. Previous Business Censuses were taken for the years 1929, 1933, 1935, and 1939.

Scope of the Census.--The 1948 Census of Business covered all establishments in the following trades, as defined by the Standard Industrial Classification Manual, May 1949 issue, of the Executive Office of the President: all retail trades; all wholesale trades; all service trades in the following four groups--personal services, business services, automobile repairs and services, and miscellaneous repair services; hotels; tourist courts and camps; and amusements, including motion picture theaters. Some important services not covered are radio broadcasting and television, medical and health, legal, educational, nonprofit, accounting, and domestic services.

This coverage is similar to that of the 1939 Business Census. However, "custom trades" and "services incidental to transportation," which are no longer included in the standard classification of the service trades, are not covered by the 1948 Census. In a number of localities, these exclusions as well as other changes in the standard classification may have a considerable effect in comparing

1948 with 1939 data, particularly with respect to establishment count.

Establishment definition.--For Census purposes, a business establishment is defined to include only enterprises conducted from a recognizable place of business, provided that the annual sales were in excess of \$5,000 for a wholesale trade establishment and \$500 for establishments in other trades. A detailed analysis of coverage will be provided in future Census of Business publications.

"Number of establishments" is the number of separate business locations, rather than the number of business companies or organizations, since the Census figures represent information reported separately for each business location or establishment. The establishment count reflects the number of places in business at the end of 1948 excluding administrative and executive offices of multiunit organizations, and "chain store" warehouses.

Sales and receipts.--"1948 sales and receipts" represents sales of merchandise and receipts from repairs and other services to customers. The figures reflect deductions for returned goods and allowances, but not for trade-in allowances; they exclude sales and excise taxes collected from customers and paid directly to any taxing agency.

Proprietors.--"Active proprietors..." represents owners and partners of unincorporated businesses who devoted the major portion of their time to the business in November 1948.

Employment.--"Number of paid employees..." represents all employees on the pay roll for the pay period ending nearest November 15, 1948. "Full workweek" employees, whether regular or seasonal, are those who in the November 15 pay period were paid for working at least the number of hours typically worked in a week by employees of the reporting establishment.

1948 CENSUS OF BUSINESS

U. S. DEPARTMENT OF COMMERCE
BUREAU OF THE CENSUS

RETAIL, WHOLESALE, SERVICE TRADES

PRELIMINARY

For Release April 17, 1950

Release Series BC-1P-15-021

DICKINSON COUNTY, KANS.

Retail, wholesale, and service establishments located in Dickinson County, Kansas, showed a substantial expansion in dollar volume of trade from 1939 to 1948 according to preliminary figures from the 1948 Census of Business released today by the Bureau of the Census, U. S. Department of Commerce.

Retail sales in the county during 1948 aggregated \$19.1 million, an increase of 224 percent over the \$5.9 million in 1939, when the preceding Census of Business was taken. Wholesale sales in the county reached a total of \$10.0 million in 1948 as compared with \$5.1 million in 1939. The service trades included in the Census of Business recorded receipts totaling \$769,000 in 1948 compared with \$297,000 in 1939.

Employment in the county also rose over the 9-year period between 1939 and 1948 for the above trades. Establishments in these trades reported a combined total of 1,212 paid employees for the workweek ended nearest November 15, 1948. This compared with a total of 930 employees reported for the week of November 15, 1939.

These preliminary figures have been derived from a Census report on Dickinson County, Kansas, which also includes data for the cities of Abilene and Herington. Final figures, superseding the preliminary data for Dickinson County, will be included in a Bulletin for the State of Kansas to be issued in several months. Similar data will be made available this year in preliminary and final form for each of the counties and States. A single copy of the preliminary release for Dickinson County as well as an order blank for other area releases may be obtained by writing to the Bureau of the Census, Washington 25, D. C.

Table 1.—CENSUS OF BUSINESS PRELIMINARY RESULTS FOR 1948, BY TRADE GROUP
DICKINSON COUNTY, KANS.

Trade group and kind of business	Number of establishments	1948 sales and receipts (Thousand dollars)	Active proprietors of unincorporated businesses Nov. 1948	Paid employees, workweek ended nearest Nov. 15, 1948	
				Total employees ¹	Full workweek employees
RETAIL TRADE, total	331	19,070	347	964	733
Food group.....	55	3,864	52	137	100
Eating and drinking places.....	47	761	52	122	97
General merchandise grp, general stores..	17	1,622	15	147	89
Apparel group.....	22	867	28	34	26
Furniture-home furnishgs-appliance grp..	18	932	15	50	35
Automotive group.....	27	4,104	32	141	129
Gasoline service stations.....	52	1,212	58	64	46
Lumber-building-hardware group.....	50	4,557	51	187	164
Drug and proprietary stores.....	16	558	19	47	23
All other retail stores.....	27	593	25	35	24
WHOLESALE TRADE, total	59	9,984	43	156	x
Merchant wholesalers.....	15	3,098	11	73	x
Petroleum bulk plants, terminals.....	22	1,241	23	10	x
Other types of wholesalers.....	22	5,645	9	73	x
SELECTED SERVICE TRADES,^{2/} total	122	769	128	92	71
Personal services.....	61	418	67	65	55
All other service trades.....	61	351	61	27	16
AMUSEMENTS	14	202	13	29	x

x Not available.

1/ Includes employees paid for less than the full workweek.

2/ See General Description on last page for changes from the 1939 Census of Business in the coverage of Service Trades.

Table 2.—CENSUS OF BUSINESS PRELIMINARY RESULTS FOR 1948 FOR CITIES OF 2,500 INHABITANTS OR MORE

DICKINSON COUNTY, KANS.

(Data omitted for trade groups where necessary to avoid disclosure)

City and trade group ¹	Number of establishments	1948 sales and receipts (Thousand dollars)	Active proprietors of unincorporated businesses Nov. 1948	Paid employees, workweek ended nearest Nov. 15, 1948	
				Total employees ²	Full workweek employees
Abilene:					
Retail trade.....	126	9,672	126	544	419
Wholesale trade.....	17	4,174	12	85	x
Selected service trades....	56	415	60	51	44
Herington:					
Retail trade.....	74	4,889	77	236	182
Selected service trades....	22	140	24	25	19
Remainder of county:^{3/}					
Retail trade.....	131	4,509	144	184	132
Wholesale trade.....	42	5,810	31	71	x
Selected service trades....	44	214	44	16	8

x Not available.

1/ See General Description on this page for changes from the 1939 Census of Business in the coverage of Service Trades.

2/ Includes employees paid for less than the full workweek.

3/ Includes figures for establishments, other than wholesale, not located in cities of 2,500 inhabitants or more, and wholesale establishments not located in cities of 5,000 inhabitants or more.

GENERAL DESCRIPTION OF PRELIMINARY RELEASES FOR THE 1948 CENSUS OF BUSINESS

This series of releases, of which one is planned for each county in the United States, presents preliminary results of the 1948 Census of Business. The information is based on reports submitted by business establishments for that Census. The figures shown are preliminary, and are subject to revision in the final Census publications, but the changes are expected to be relatively minor with respect to coverage. The final Census figures will be issued in a series of Business Census bulletins which will show additional detailed kind-of-business information for all places where there are a sufficient number of establishments.

The 1948 Census of Business was taken under the provision of the Act of June 19, 1948, which provides that the Business Census be taken for 1948 and for each fifth year thereafter. Previous Business Censuses were taken for the years 1929, 1933, 1935, and 1939.

Scope of the Census.—The 1948 Census of Business covered all establishments in the following trades, as defined by the Standard Industrial Classification Manual, May 1949 issue, of the Executive Office of the President: all retail trades; all wholesale trades; all service trades in the following four groups—personal services, business services, automobile repairs and services, and miscellaneous repair services; hotels; tourist courts and camps; and amusements, including motion picture theaters. Some important services not covered are radio broadcasting and television, medical and health, legal, educational, nonprofit, accounting, and domestic services.

This coverage is similar to that of the 1939 Business Census. However, "custom trades" and "services incidental to transportation," which are no longer included in the standard classification of the service trades, are not covered by the 1948 Census. In a number of localities, these exclusions as well as other changes in the standard classification may have

a considerable effect in comparing 1948 with 1939 data, particularly with respect to establishment count.

Establishment definition.—For Census purposes, a business establishment is defined to include only enterprises conducted from a recognizable place of business, provided that the annual sales were in excess of \$5,000 for a wholesale trade establishment and \$500 for establishments in other trades. A detailed analysis of coverage will be provided in future Census of Business publications.

"Number of establishments" is the number of separate business locations, rather than the number of business companies or organizations, since the Census figures represent information reported separately for each business location or establishment. The establishment count reflects the number of places in business at the end of 1948 excluding administrative and executive offices of multiunit organizations, and "chain store" warehouses.

Sales and receipts.—"1948 sales and receipts" represents sales of merchandise and receipts from repairs and other services to customers. The figures reflect deductions for returned goods and allowances, but not for trade-in allowances; they exclude sales and excise taxes collected from customers and paid directly to any taxing agency.

Proprietors.—"Active proprietors..." represents owners and partners of unincorporated businesses who devoted the major portion of their time to the business in November 1948.

Employment.—"Number of paid employees..." represents all employees on the pay roll for the pay period ending nearest November 15, 1948. "Full workweek" employees, whether regular or seasonal, are those who in the November 15 pay period were paid for working at least the number of hours typically worked in a week by employees of the reporting establishment.

1948 CENSUS OF BUSINESS

RETAIL, WHOLESALE, SERVICE TRADES

U. S. DEPARTMENT OF COMMERCE
BUREAU OF THE CENSUS

PRELIMINARY

For Release May 15, 1950

Release Series BC-1P-15-022

DONIPHAN COUNTY, KANS.

Retail, wholesale, and service establishments located in Doniphan County, Kansas, showed a substantial expansion in dollar volume of trade from 1939 to 1948 according to preliminary figures from the 1948 Census of Business released today by the Bureau of the Census, U. S. Department of Commerce.

Retail sales in the county during 1948 aggregated \$5.1 million, an increase of 219 percent over the \$1.6 million in 1939, when the preceding Census of Business was taken. Wholesale sales in the county reached a total of \$4.3 million in 1948 as compared with \$1.1 million in 1939. The service trades included in the Census of Business recorded receipts totaling \$155,000 in 1948 compared with \$89,000 in 1939.

Employment in the county also rose over the 9-year period between 1939 and 1948 for the above trades. Establishments in these trades reported a combined total of 334 paid employees for the workweek ended nearest November 15, 1948. This compared with a total of 196 employees reported for the week of November 15, 1939.

These preliminary figures have been derived from a Census report on Doniphan County, Kansas. Final figures, superseding the preliminary data for Doniphan County, will be included in a Bulletin for the State of Kansas to be issued in several months. Similar data will be made available this year in preliminary and final form for each of the counties and States. A single copy of the preliminary release for Doniphan County as well as an order blank for other area releases may be obtained by writing to the Bureau of the Census, Washington 25, D. C.

Table 1.—CENSUS OF BUSINESS PRELIMINARY RESULTS FOR 1948, BY TRADE GROUP

DONIPHAN COUNTY, KANS.

Trade group and kind of business	Number of establishments	1948 sales and receipts (Thousand dollars)	Active proprietors of unincorporated businesses Nov. 1948	Paid employees, workweek ended nearest Nov. 15, 1948	
				Total employees ¹	Full workweek employees
RETAIL TRADE, total.....	158	5,092	169	226	155
Food group.....	36	1,372	41	46	28
Eating and drinking places.....	34	327	33	29	21
General merchandise grp, general stores.....	6	239	7	7	6
Furniture-home furnishings-appliance grp.....	7	72	7	1	1
Automotive group.....	10	487	12	16	14
Gasoline service stations.....	20	460	22	16	10
Lumber-building-hardware group.....	15	1,269	19	52	46
Drug and proprietary stores.....	8	212	6	20	15
All other retail stores.....	22	654	22	39	14
WHOLESALE TRADE.....	25	4,291	22	100	x
SELECTED SERVICE TRADES, ² /total.....	30	155	31	8	8
Personal services.....	20	92	20	6	6
All other service trades.....	10	63	11	2	2

x Not available.

¹/ Includes employees paid for less than the full workweek.

²/ See General Description on last page for changes from the 1939 Census of Business in the coverage of Service Trades.

GENERAL DESCRIPTION OF PRELIMINARY RELEASES FOR THE 1948 CENSUS OF BUSINESS

This series of releases, of which one is planned for each county in the United States, presents preliminary results of the 1948 Census of Business. The information is based on reports submitted by business establishments for that Census. The figures shown are preliminary, and are subject to revision in the final Census publications, but the changes are expected to be relatively minor with respect to coverage. The final Census figures will be issued in a series of Business Census bulletins which will show additional detailed kind-of-business information for all places where there are a sufficient number of establishments.

The 1948 Census of Business was taken under the provision of the Act of June 19, 1948, which provides that the Business Census be taken for 1948 and for each fifth year thereafter. Previous Business Censuses were taken for the years 1929, 1933, 1935, and 1939.

Scope of the Census.—The 1948 Census of Business covered all establishments in the following trades, as defined by the Standard Industrial Classification Manual, May 1949 issue, of the Executive Office of the President: all retail trades; all wholesale trades; all service trades in the following four groups—personal services, business services, automobile repairs and services, and miscellaneous repair services; hotels; tourist courts and camps; and amusements, including motion picture theaters. Some important services not covered are radio broadcasting and television, medical and health, legal, educational, nonprofit, accounting, and domestic services.

This coverage is similar to that of the 1939 Business Census. However, "custom trades" and "services incidental to transportation," which are no longer included in the standard classification of the service trades, are not covered by the 1948 Census. In a number of localities, these exclusions as well as other changes in the standard classification may have a considerable effect in comparing

1948 with 1939 data, particularly with respect to establishment count.

Establishment definition.—For Census purposes, a business establishment is defined to include only enterprises conducted from a recognizable place of business, provided that the annual sales were in excess of \$5,000 for a wholesale trade establishment and \$500 for establishments in other trades. A detailed analysis of coverage will be provided in future Census of Business publications.

"Number of establishments" is the number of separate business locations, rather than the number of business companies or organizations, since the Census figures represent information reported separately for each business location or establishment. The establishment count reflects the number of places in business at the end of 1948 excluding administrative and executive offices of multiunit organizations, and "chain store" warehouses.

Sales and receipts.—"1948 sales and receipts" represents sales of merchandise and receipts from repairs and other services to customers. The figures reflect deductions for returned goods and allowances, but not for trade-in allowances; they exclude sales and excise taxes collected from customers and paid directly to any taxing agency.

Proprietors.—"Active proprietors..." represents owners and partners of unincorporated businesses who devoted the major portion of their time to the business in November 1948.

Employment.—"Number of paid employees..." represents all employees on the pay roll for the pay period ending nearest November 15, 1948. "Full workweek" employees, whether regular or seasonal, are those who in the November 15 pay period were paid for working at least the number of hours typically worked in a week by employees of the reporting establishment.

1948 CENSUS OF BUSINESS

U. S. DEPARTMENT OF COMMERCE
BUREAU OF THE CENSUS

RETAIL, WHOLESALE, SERVICE TRADES

PRELIMINARY

For Release April 10, 1950

Release Series BC-1P-15-023

DOUGLAS COUNTY, KANS.

Retail, wholesale, and service establishments located in Douglas County, Kansas, showed a substantial expansion in dollar volume of trade from 1939 to 1948 according to preliminary figures from the 1948 Census of Business released today by the Bureau of the Census, U. S. Department of Commerce.

Retail sales in the county during 1948 aggregated \$27.4 million, an increase of 219 percent over the \$8.6 million in 1939, when the preceding Census of Business was taken. Wholesale sales in the county reached a total of \$11.4 million in 1948 as compared with \$3.3 million in 1939. The service trades included in the Census of Business recorded receipts totaling \$1.5 million in 1948 compared with \$0.5 million in 1939.

Employment in the county also rose over the 9-year period between 1939 and 1948 for the above trades. Establishments in these trades reported a combined total of 2,352 paid employees for the workweek ended nearest November 15, 1948. This compared with a total of 1,581 employees reported for the week of November 15, 1939.

These preliminary figures have been derived from a Census report on Douglas County, Kansas, which also includes data for the city of Lawrence. Final figures, superseding the preliminary data for Douglas County, will be included in a Bulletin for the State of Kansas to be issued in several months. Similar data will be made available this year in preliminary and final form for each of the counties and States. A single copy of the preliminary release for Douglas County as well as an order blank for other area releases may be obtained by writing to the Bureau of the Census, Washington 25, D. C.

Table 1.—CENSUS OF BUSINESS PRELIMINARY RESULTS FOR 1948, BY TRADE GROUP
DOUGLAS COUNTY, KANS.

Trade group and kind of business	Number of establishments	1948 sales and receipts (Thousand dollars)	Active proprietors of unincorporated businesses Nov. 1948	Paid employees, workweek ended nearest Nov. 15, 1948	
				Total employees ¹	Full workweek employees
RETAIL TRADE, total.....	387	27,339	413	1,775	1,254
Food group.....	76	5,931	76	241	176
Eating and drinking places.....	77	1,985	93	374	237
General merchandise grp, general stores	22	2,951	19	246	141
Apparel group.....	27	1,829	20	128	73
Furniture-home furnishgs-appliance grp	25	1,578	22	95	63
Automotive group.....	29	5,847	28	266	254
Gasoline service stations.....	48	1,523	57	75	41
Lumber-building-hardware group.....	36	3,262	44	177	159
Drug and proprietary stores.....	13	1,071	15	91	57
All other retail stores.....	34	1,362	39	82	53
WHOLESALE TRADE, total.....	38	11,360	38	230	x
Merchant wholesalers.....	15	6,276	9	178	x
Other types of wholesalers.....	23	5,084	29	52	x
SELECTED SERVICE TRADES, ² total.....	119	1,481	134	347	312
Personal services.....	70	1,041	79	302	277
All other service trades.....	49	440	55	45	35
AMUSEMENTS.....	19	573	12	115	x

x Not available.

1/ Includes employees paid for less than the full workweek.

2/ See General Description on last page for changes from the 1939 Census of Business in the coverage of Service Trades.

Table 2.—CENSUS OF BUSINESS PRELIMINARY RESULTS FOR 1948 FOR CITIES OF 2,500 INHABITANTS OR MORE

DOUGLAS COUNTY, KANS.

(Data omitted for trade groups where necessary to avoid disclosure)

City and trade group ¹	Number of establishments	1948 sales and receipts (Thousand dollars)	Active proprietors of unincorporated businesses Nov. 1948	Paid employees, workweek ended nearest Nov. 15, 1948	
				Total employees ²	Full workweek employees
Lawrence:					
Retail trade.....	282	23,613	291	1,600	1,130
Wholesale trade.....	31	9,518	31	212	x
Selected service trades.....	96	1,355	111	335	301
Amusements.....	13	533	7	108	x
Remainder of county:					
Retail trade.....	105	3,726	122	175	124
Wholesale trade.....	7	1,842	7	18	x
Selected service trades.....	23	126	23	12	11
Amusements.....	6	40	5	7	x

x Not available.

1/ See General Description on this page for changes from the 1939 Census of Business in the coverage of Service Trades.

2/ Includes employees paid for less than the full workweek.

GENERAL DESCRIPTION OF PRELIMINARY RELEASES FOR THE 1948 CENSUS OF BUSINESS

This series of releases, of which one is planned for each county in the United States, presents preliminary results of the 1948 Census of Business. The information is based on reports submitted by business establishments for that Census. The figures shown are preliminary, and are subject to revision in the final Census publications, but the changes are expected to be relatively minor with respect to coverage. The final Census figures will be issued in a series of Business Census bulletins which will show additional detailed kind-of-business information for all places where there are a sufficient number of establishments.

The 1948 Census of Business was taken under the provision of the Act of June 19, 1948, which provides that the Business Census be taken for 1948 and for each fifth year thereafter. Previous Business Censuses were taken for the years 1929, 1933, 1935, and 1939.

Scope of the Census.—The 1948 Census of Business covered all establishments in the following trades, as defined by the Standard Industrial Classification Manual, May 1949 issue, of the Executive Office of the President: all retail trades; all wholesale trades; all service trades in the following four groups—personal services, business services, automobile repairs and services, and miscellaneous repair services; hotels; tourist courts and camps; and amusements, including motion picture theaters. Some important services not covered are radio broadcasting and television, medical and health, legal, educational, nonprofit, accounting, and domestic services.

This coverage is similar to that of the 1939 Business Census. However, "custom trades" and "services incidental to transportation," which are no longer included in the standard classification of the service trades, are not covered by the 1948 Census. In a number of localities, these exclusions as well as

other changes in the standard classification may have a considerable effect in comparing 1948 with 1939 data, particularly with respect to establishment count.

Establishment definition.—For Census purposes, a business establishment is defined to include only enterprises conducted from a recognizable place of business, provided that the annual sales were in excess of \$5,000 for a wholesale trade establishment and \$500 for establishments in other trades. A detailed analysis of coverage will be provided in future Census of Business publications.

"Number of establishments" is the number of separate business locations, rather than the number of business companies or organizations, since the Census figures represent information reported separately for each business location or establishment. The establishment count reflects the number of places in business at the end of 1948 excluding administrative and executive offices of multiunit organizations, and "chain store" warehouses.

Sales and receipts.—"1948 sales and receipts" represents sales of merchandise and receipts from repairs and other services to customers. The figures reflect deductions for returned goods and allowances, but not for trade-in allowances; they exclude sales and excise taxes collected from customers and paid directly to any taxing agency.

Proprietors.—"Active proprietors..." represents owners and partners of unincorporated businesses who devoted the major portion of their time to the business in November 1948.

Employment.—"Number of paid employees..." represents all employees on the pay roll for the pay period ending nearest November 15, 1948. "Full workweek" employees, whether regular or seasonal, are those who in the November 15 pay period were paid for working at least the number of hours typically worked in a week by employees of the reporting establishment.

1948 CENSUS OF BUSINESS

RETAIL, WHOLESALE, SERVICE TRADES

U. S. DEPARTMENT OF COMMERCE
BUREAU OF THE CENSUS

PRELIMINARY

For Release April 17, 1950

Release Series BC-1P-15-024

EDWARDS COUNTY, KANS.

Retail, wholesale, and service establishments located in Edwards County, Kansas, showed a substantial expansion in dollar volume of trade from 1939 to 1948 according to preliminary figures from the 1948 Census of Business released today by the Bureau of the Census, U. S. Department of Commerce.

Retail sales in the county during 1948 aggregated \$5.6 million, an increase of 300 percent over the \$1.4 million in 1939, when the preceding Census of Business was taken. Wholesale sales in the county reached a total of \$7.1 million in 1948 as compared with \$1.3 million in 1939. The service trades included in the Census of Business recorded receipts totaling \$233,000 in 1948 compared with \$67,000 in 1939.

Employment in the county also rose over the 9-year period between 1939 and 1948 for the above trades. Establishments in these trades reported a combined total of 305 paid employees for the workweek ended nearest November 15, 1948. This compared with a total of 265 employees reported for the week of November 15, 1939.

These preliminary figures have been derived from a Census report on Edwards County, Kansas. Final figures, superseding the preliminary data for Edwards County, will be included in a Bulletin for the State of Kansas to be issued in several months. Similar data will be made available this year in preliminary and final form for each of the counties and States. A single copy of the preliminary release for Edwards County as well as an order blank for other area releases may be obtained by writing to the Bureau of the Census, Washington 25, D. C.

Table 1.—CENSUS OF BUSINESS PRELIMINARY RESULTS FOR 1948, BY TRADE GROUP

EDWARDS COUNTY, KANS.

Trade group and kind of business	Number of establishments	1948 sales and receipts (Thousand dollars)	Active proprietors of unincorporated businesses Nov. 1948	Paid employees, workweek ended nearest Nov. 15, 1948	
				Total employees ¹	Full workweek employees
RETAIL TRADE, total.....	99	5,614	92	231	178
Food group.....	17	1,279	15	51	42
Eating and drinking places.....	13	251	13	35	24
Gasoline service stations.....	19	411	19	19	10
All other retail stores.....	50	3,673	45	126	102
WHOLESALE TRADE.....	26	7,085	11	52	x
SELECTED SERVICE TRADES, ^{2/} total.....	39	233	41	22	20
Personal services.....	22	114	22	12	12
All other service trades.....	17	119	19	10	8
AMUSEMENTS.....	7	216	7	43	x

x Not available.

^{1/} Includes employees paid for less than the full workweek.

^{2/} See General Description on last page for changes from the 1939 Census of Business in the coverage of Service Trades.

GENERAL DESCRIPTION OF PRELIMINARY RELEASES FOR THE 1948 CENSUS OF BUSINESS

This series of releases, of which one is planned for each county in the United States, presents preliminary results of the 1948 Census of Business. The information is based on reports submitted by business establishments for that Census. The figures shown are preliminary, and are subject to revision in the final Census publications, but the changes are expected to be relatively minor with respect to coverage. The final Census figures will be issued in a series of Business Census bulletins which will show additional detailed kind-of-business information for all places where there are a sufficient number of establishments.

The 1948 Census of Business was taken under the provision of the Act of June 19, 1948, which provides that the Business Census be taken for 1948 and for each fifth year thereafter. Previous Business Censuses were taken for the years 1929, 1933, 1935, and 1939.

Scope of the Census.—The 1948 Census of Business covered all establishments in the following trades, as defined by the Standard Industrial Classification Manual, May 1949 issue, of the Executive Office of the President: all retail trades; all wholesale trades; all service trades in the following four groups—personal services, business services, automobile repairs and services, and miscellaneous repair services; hotels; tourist courts and camps; and amusements, including motion picture theaters. Some important services not covered are radio broadcasting and television, medical and health, legal, educational, nonprofit, accounting, and domestic services.

This coverage is similar to that of the 1939 Business Census. However, "custom trades" and "services incidental to transportation," which are no longer included in the standard classification of the service trades, are not covered by the 1948 Census. In a number of localities, these exclusions as well as other changes in the standard classification may have a considerable effect in comparing

1948 with 1939 data, particularly with respect to establishment count.

Establishment definition.—For Census purposes, a business establishment is defined to include only enterprises conducted from a recognizable place of business, provided that the annual sales were in excess of \$5,000 for a wholesale trade establishment and \$500 for establishments in other trades. A detailed analysis of coverage will be provided in future Census of Business publications.

"Number of establishments" is the number of separate business locations, rather than the number of business companies or organizations, since the Census figures represent information reported separately for each business location or establishment. The establishment count reflects the number of places in business at the end of 1948 excluding administrative and executive offices of multiunit organizations, and "chain store" warehouses.

Sales and receipts.—"1948 sales and receipts" represents sales of merchandise and receipts from repairs and other services to customers. The figures reflect deductions for returned goods and allowances, but not for trade-in allowances; they exclude sales and excise taxes collected from customers and paid directly to any taxing agency.

Proprietors.—"Active proprietors..." represents owners and partners of unincorporated businesses who devoted the major portion of their time to the business in November 1948.

Employment.—"Number of paid employees..." represents all employees on the pay roll for the pay period ending nearest November 15, 1948. "Full workweek" employees, whether regular or seasonal, are those who in the November 15 pay period were paid for working at least the number of hours typically worked in a week by employees of the reporting establishment.

1948 CENSUS OF BUSINESS

U. S. DEPARTMENT OF COMMERCE
BUREAU OF THE CENSUS

RETAIL, WHOLESALE, SERVICE TRADES

PRELIMINARY

For Release May 15, 1950

Release Series BC-1P-15-025

ELK COUNTY, KANS.

Retail, wholesale, and service establishments located in Elk County, Kansas, showed a substantial expansion in dollar volume of trade from 1939 to 1948 according to preliminary figures from the 1948 Census of Business released today by the Bureau of the Census, U. S. Department of Commerce.

Retail sales in the county during 1948 aggregated \$3.6 million, an increase of 177 percent over the \$1.3 million in 1939, when the preceding Census of Business was taken. Wholesale sales in the county reached a total of \$1.5 million in 1948 as compared with \$0.4 million in 1939. The service trades included in the Census of Business recorded receipts totaling \$113,000 in 1948 compared with \$58,000 in 1939.

Employment in the county also rose over the 9-year period between 1939 and 1948 for the above trades. Establishments in these trades reported a combined total of 207 paid employees for the workweek ended nearest November 15, 1948. This compared with a total of 165 employees reported for the week of November 15, 1939.

These preliminary figures have been derived from a Census report on Elk County, Kansas. Final figures, superseding the preliminary data for Elk County, will be included in a Bulletin for the State of Kansas to be issued in several months. Similar data will be made available this year in preliminary and final form for each of the counties and States. A single copy of the preliminary release for Elk County as well as an order blank for other area releases may be obtained by writing to the Bureau of the Census, Washington 25, D. C.

Table 1.—CENSUS OF BUSINESS PRELIMINARY RESULTS FOR 1948, BY TRADE GROUP

ELK COUNTY, KANS.

Trade group and kind of business	Number of establishments	1948 sales and receipts (Thousand dollars)	Active proprietors of unincorporated businesses Nov. 1948	Paid employees, workweek ended nearest Nov. 15, 1948	
				Total employees ¹	Full workweek employees
RETAIL TRADE, total.....	100	3,643	108	180	141
Food group.....	21	936	21	41	30
Eating and drinking places.....	17	220	19	32	24
Gasoline service stations.....	16	399	18	13	11
All other retail stores.....	46	2,088	50	94	76
WHOLESALE TRADE.....	15	1,483	10	24	x
SELECTED SERVICE TRADES, ^{2/} total.....	28	113	29	3	3
Personal services.....	20	72	20	2	2
All other service trades.....	8	41	9	1	1

x Not available.

^{1/} Includes employees paid for less than the full workweek.

^{2/} See General Description on last page for changes from the 1939 Census of Business in the coverage of Service Trades.

91215

GENERAL DESCRIPTION OF PRELIMINARY RELEASES FOR THE 1948 CENSUS OF BUSINESS

This series of releases, of which one is planned for each county in the United States, presents preliminary results of the 1948 Census of Business. The information is based on reports submitted by business establishments for that Census. The figures shown are preliminary, and are subject to revision in the final Census publications, but the changes are expected to be relatively minor with respect to coverage. The final Census figures will be issued in a series of Business Census bulletins which will show additional detailed kind-of-business information for all places where there are a sufficient number of establishments.

The 1948 Census of Business was taken under the provision of the Act of June 19, 1948, which provides that the Business Census be taken for 1948 and for each fifth year thereafter. Previous Business Censuses were taken for the years 1929, 1933, 1935, and 1939.

Scope of the Census.—The 1948 Census of Business covered all establishments in the following trades, as defined by the Standard Industrial Classification Manual, May 1949 issue, of the Executive Office of the President: all retail trades; all wholesale trades; all service trades in the following four groups—personal services, business services, automobile repairs and services, and miscellaneous repair services; hotels; tourist courts and camps; and amusements, including motion picture theaters. Some important services not covered are radio broadcasting and television, medical and health, legal, educational, nonprofit, accounting, and domestic services.

This coverage is similar to that of the 1939 Business Census. However, "custom trades" and "services incidental to transportation," which are no longer included in the standard classification of the service trades, are not covered by the 1948 Census. In a number of localities, these exclusions as well as other changes in the standard classification may have a considerable effect in comparing

1948 with 1939 data, particularly with respect to establishment count.

Establishment definition.—For Census purposes, a business establishment is defined to include only enterprises conducted from a recognizable place of business, provided that the annual sales were in excess of \$5,000 for a wholesale trade establishment and \$500 for establishments in other trades. A detailed analysis of coverage will be provided in future Census of Business publications.

"Number of establishments" is the number of separate business locations, rather than the number of business companies or organizations, since the Census figures represent information reported separately for each business location or establishment. The establishment count reflects the number of places in business at the end of 1948 excluding administrative and executive offices of multiunit organizations, and "chain store" warehouses.

Sales and receipts.—"1948 sales and receipts" represents sales of merchandise and receipts from repairs and other services to customers. The figures reflect deductions for returned goods and allowances, but not for trade-in allowances; they exclude sales and excise taxes collected from customers and paid directly to any taxing agency.

Proprietors.—"Active proprietors..." represents owners and partners of unincorporated businesses who devoted the major portion of their time to the business in November 1948.

Employment.—"Number of paid employees..." represents all employees on the pay roll for the pay period ending nearest November 15, 1948. "Full workweek" employees, whether regular or seasonal, are those who in the November 15 pay period were paid for working at least the number of hours typically worked in a week by employees of the reporting establishment.

1948 CENSUS OF BUSINESS

RETAIL, WHOLESALE, SERVICE TRADES

U. S. DEPARTMENT OF COMMERCE
BUREAU OF THE CENSUS

PRELIMINARY

For Release April 12, 1950

Release Series BC-1P-15-026

ELLIS COUNTY, KANS.

Retail, wholesale, and service establishments located in Ellis County, Kansas, showed a substantial expansion in dollar volume of trade from 1939 to 1948 according to preliminary figures from the 1948 Census of Business released today by the Bureau of the Census, U. S. Department of Commerce.

Retail sales in the county during 1948 aggregated \$19.6 million, an increase of 34.5 percent over the \$4.4 million in 1939, when the preceding Census of Business was taken. Wholesale sales in the county reached a total of \$13.2 million in 1948 as compared with \$2.6 million in 1939. The service trades included in the Census of Business recorded receipts totaling \$693,000 in 1948 compared with \$193,000 in 1939.

Employment in the county also rose over the 9-year period between 1939 and 1948 for the above trades. Establishments in these trades reported a combined total of 1,169 paid employees for the workweek ended nearest November 15, 1948. This compared with a total of 657 employees reported for the week of November 15, 1939.

These preliminary figures have been derived from a Census report on Ellis County, Kansas, which also includes data for the city of Hays. Final figures, superseding the preliminary data for Ellis County, will be included in a Bulletin for the State of Kansas to be issued in several months. Similar data will be made available this year in preliminary and final form for each of the counties and States. A single copy of the preliminary release for Ellis County as well as an order blank for other area releases may be obtained by writing to the Bureau of the Census, Washington 25, D. C.

Table 1.—CENSUS OF BUSINESS PRELIMINARY RESULTS FOR 1948, BY TRADE GROUP
ELLIS COUNTY, KANS.

Trade group and kind of business	Number of establishments	1948 sales and receipts (Thousand dollars)	Active proprietors of unincorporated businesses Nov. 1948	Paid employees, workweek ended nearest Nov. 15, 1948	
				Total employees ¹	Full workweek employees
RETAIL TRADE, total.....	207	19,638	189	911	772
Food group.....	32	3,915	33	113	89
Eating and drinking places.....	38	1,031	39	191	147
General merchandise grp, general stores	6	1,444	3	115	90
Apparel group.....	16	1,262	16	53	45
Furniture-home furnishgs-appliance grp	12	863	8	48	44
Automotive group.....	17	5,417	11	164	162
Gasoline service stations.....	37	1,315	35	38	29
Lumber-building-hardware group.....	22	2,747	16	89	81
Drug and proprietary stores.....	7	614	10	41	31
All other retail stores.....	20	1,030	18	59	54
WHOLESALE TRADE, total.....	46	13,194	26	155	x
Merchant wholesalers.....	10	2,764	8	71	x
Other types of wholesalers.....	36	10,430	18	84	x
SELECTED SERVICE TRADES, ² /total.....	62	693	62	103	89
Personal services.....	38	372	38	78	66
All other service trades.....	24	321	24	25	23
TOURIST COURTS AND CAMPS.....	8	80	7	5	1

x Not available.

¹/ Includes employees paid for less than the full workweek.

²/ See General Description on last page for changes from the 1939 Census of Business in the coverage of Service Trades.

Table 2.—CENSUS OF BUSINESS PRELIMINARY RESULTS FOR 1948 FOR CITIES OF 2,500 INHABITANTS OR MORE

ELLIS COUNTY, KANS.

(Data omitted for trade groups where necessary to avoid disclosure)

City and trade group ¹	Number of establishments	1948 sales and receipts (Thousand dollars)	Active proprietors of unincorporated businesses Nov. 1948	Paid employees, workweek ended nearest Nov. 15, 1948	
				Total employees ²	Full workweek employees
Hays:					
Retail trade.....	116	14,816	104	667	584
Wholesale trade.....	18	6,401	13	110	x
Selected service trades.....	33	404	33	67	57
Remainder of county:					
Retail trade.....	91	4,822	85	244	188
Wholesale trade.....	28	6,793	13	45	x
Selected service trades.....	29	289	29	36	32

x Not available.

1/ See General Description on this page for changes from the 1939 Census of Business in the coverage of Service Trades.

2/ Includes employees paid for less than the full workweek.

GENERAL DESCRIPTION OF PRELIMINARY RELEASES FOR THE 1948 CENSUS OF BUSINESS

This series of releases, of which one is planned for each county in the United States, presents preliminary results of the 1948 Census of Business. The information is based on reports submitted by business establishments for that Census. The figures shown are preliminary, and are subject to revision in the final Census publications, but the changes are expected to be relatively minor with respect to coverage. The final Census figures will be issued in a series of Business Census bulletins which will show additional detailed kind-of-business information for all places where there are a sufficient number of establishments.

The 1948 Census of Business was taken under the provision of the Act of June 19, 1948, which provides that the Business Census be taken for 1948 and for each fifth year thereafter. Previous Business Censuses were taken for the years 1929, 1933, 1935, and 1939.

Scope of the Census.—The 1948 Census of Business covered all establishments in the following trades, as defined by the Standard Industrial Classification Manual, May 1949 issue, of the Executive Office of the President: all retail trades; all wholesale trades; all service trades in the following four groups—personal services, business services, automobile repairs and services, and miscellaneous repair services; hotels; tourist courts and camps; and amusements, including motion picture theaters. Some important services not covered are radio broadcasting and television, medical and health, legal, educational, nonprofit, accounting, and domestic services.

This coverage is similar to that of the 1939 Business Census. However, "custom trades" and "services incidental to transportation," which are no longer included in the standard classification of the service trades, are not covered by the 1948 Census. In a number of localities, these exclusions as well as

other changes in the standard classification may have a considerable effect in comparing 1948 with 1939 data, particularly with respect to establishment count.

Establishment definition.—For Census purposes, a business establishment is defined to include only enterprises conducted from a recognizable place of business, provided that the annual sales were in excess of \$5,000 for a wholesale trade establishment and \$500 for establishments in other trades. A detailed analysis of coverage will be provided in future Census of Business publications.

"Number of establishments" is the number of separate business locations, rather than the number of business companies or organizations, since the Census figures represent information reported separately for each business location or establishment. The establishment count reflects the number of places in business at the end of 1948 excluding administrative and executive offices of multinational organizations, and "chain store" warehouses.

Sales and receipts.—"1948 sales and receipts" represents sales of merchandise and receipts from repairs and other services to customers. The figures reflect deductions for returned goods and allowances, but not for trade-in allowances; they exclude sales and excise taxes collected from customers and paid directly to any taxing agency.

Proprietors.—"Active proprietors..." represents owners and partners of unincorporated businesses who devoted the major portion of their time to the business in November 1948.

Employment.—"Number of paid employees..." represents all employees on the pay roll for the pay period ending nearest November 15, 1948. "Full workweek" employees, whether regular or seasonal, are those who in the November 15 pay period were paid for working at least the number of hours typically worked in a week by employees of the reporting establishment.

1948 CENSUS OF BUSINESS

RETAIL, WHOLESALE, SERVICE TRADES

U. S. DEPARTMENT OF COMMERCE
BUREAU OF THE CENSUS

PRELIMINARY

For Release May 1, 1950

Release Series BC-1P-15-027

ELLSWORTH COUNTY, KANS.

Retail, wholesale, and service establishments located in Ellsworth County, Kansas, showed a substantial expansion in dollar volume of trade from 1939 to 1948 according to preliminary figures from the 1948 Census of Business released today by the Bureau of the Census, U. S. Department of Commerce.

Retail sales in the county during 1948 aggregated \$7.7 million, an increase of 285 percent over the \$2.0 million in 1939, when the preceding Census of Business was taken. Wholesale sales in the county reached a total of \$6.6 million in 1948 as compared with \$1.7 million in 1939. The service trades included in the Census of Business recorded receipts totaling \$272,000 in 1948 compared with \$109,000 in 1939.

Employment in the county also rose over the 9-year period between 1939 and 1948 for the above trades. Establishments in these trades reported a combined total of 405 paid employees for the workweek ended nearest November 15, 1948. This compared with a total of 301 employees reported for the week of November 15, 1939.

These preliminary figures have been derived from a Census report on Ellsworth County, Kansas. Final figures, superseding the preliminary data for Ellsworth County, will be included in a Bulletin for the State of Kansas to be issued in several months. Similar data will be made available this year in preliminary and final form for each of the counties and States. A single copy of the preliminary release for Ellsworth County as well as an order blank for other area releases may be obtained by writing to the Bureau of the Census, Washington 25, D. C.

Table 1.—CENSUS OF BUSINESS PRELIMINARY RESULTS FOR 1948, BY TRADE GROUP

ELLSWORTH COUNTY, KANS.

Trade group and kind of business	Number of establishments	1948 sales and receipts (Thousand dollars)	Active proprietors of unincorporated businesses Nov. 1948	Paid employees, workweek ended nearest Nov. 15, 1948	
				Total employees ¹	Full workweek employees
RETAIL TRADE, total.....	134	7,681	135	331	274
Food group.....	21	1,704	19	52	42
Eating and drinking places.....	24	495	24	39	36
Gasoline service stations.....	20	1,177	18	42	36
All other retail stores.....	69	4,305	74	198	160
WHOLESALE TRADE.....	21	6,568	12	45	x
SELECTED SERVICE TRADES, ^{2/} total.....	40	272	43	29	18
Personal services.....	25	144	25	19	13
All other service trades.....	15	128	18	10	5
HOTELS.....	5	55	6	12	11

x Not available.

^{1/} Includes employees paid for less than the full workweek.

^{2/} See General Description on last page for changes from the 1939 Census of Business in the coverage of Service Trades.

GENERAL DESCRIPTION OF PRELIMINARY RELEASES FOR THE 1948 CENSUS OF BUSINESS

This series of releases, of which one is planned for each county in the United States, presents preliminary results of the 1948 Census of Business. The information is based on reports submitted by business establishments for that Census. The figures shown are preliminary, and are subject to revision in the final Census publications, but the changes are expected to be relatively minor with respect to coverage. The final Census figures will be issued in a series of Business Census bulletins which will show additional detailed kind-of-business information for all places where there are a sufficient number of establishments.

The 1948 Census of Business was taken under the provision of the Act of June 19, 1948, which provides that the Business Census be taken for 1948 and for each fifth year thereafter. Previous Business Censuses were taken for the years 1929, 1933, 1935, and 1939.

Scope of the Census.—The 1948 Census of Business covered all establishments in the following trades, as defined by the Standard Industrial Classification Manual, May 1949 issue, of the Executive Office of the President: all retail trades; all wholesale trades; all service trades in the following four groups—personal services, business services, automobile repairs and services, and miscellaneous repair services; hotels; tourist courts and camps; and amusements, including motion picture theaters. Some important services not covered are radio broadcasting and television, medical and health, legal, educational, nonprofit, accounting, and domestic services.

This coverage is similar to that of the 1939 Business Census. However, "custom trades" and "services incidental to transportation," which are no longer included in the standard classification of the service trades, are not covered by the 1948 Census. In a number of localities, these exclusions as well as other changes in the standard classification may have a considerable effect in comparing

1948 with 1939 data, particularly with respect to establishment count.

Establishment definition.—For Census purposes, a business establishment is defined to include only enterprises conducted from a recognizable place of business, provided that the annual sales were in excess of \$5,000 for a wholesale trade establishment and \$500 for establishments in other trades. A detailed analysis of coverage will be provided in future Census of Business publications.

"Number of establishments" is the number of separate business locations, rather than the number of business companies or organizations, since the Census figures represent information reported separately for each business location or establishment. The establishment count reflects the number of places in business at the end of 1948 excluding administrative and executive offices of multiunit organizations, and "chain store" warehouses.

Sales and receipts.—"1948 sales and receipts" represents sales of merchandise and receipts from repairs and other services to customers. The figures reflect deductions for returned goods and allowances, but not for trade-in allowances; they exclude sales and excise taxes collected from customers and paid directly to any taxing agency.

Proprietors.—"Active proprietors..." represents owners and partners of unincorporated businesses who devoted the major portion of their time to the business in November 1948.

Employment.—"Number of paid employees..." represents all employees on the pay roll for the pay period ending nearest November 15, 1948. "Full workweek" employees, whether regular or seasonal, are those who in the November 15 pay period were paid for working at least the number of hours typically worked in a week by employees of the reporting establishment.

1948 CENSUS OF BUSINESS

U. S. DEPARTMENT OF COMMERCE
BUREAU OF THE CENSUS

RETAIL, WHOLESALE, SERVICE TRADES

PRELIMINARY

For Release April 13, 1950

Release Series BC-1P-15-028

FINNEY COUNTY, KANS.

Retail, wholesale, and service establishments located in Finney County, Kansas, showed a substantial expansion in dollar volume of trade from 1939 to 1948 according to preliminary figures from the 1948 Census of Business released today by the Bureau of the Census, U. S. Department of Commerce.

Retail sales in the county during 1948 aggregated \$24.6 million, an increase of 472 percent over the \$4.3 million in 1939, when the preceding Census of Business was taken. Wholesale sales in the county reached a total of \$18.8 million in 1948 as compared with \$1.4 million in 1939. The service trades included in the Census of Business recorded receipts totaling \$1.1 million in 1948 compared with \$0.2 million in 1939.

Employment in the county also rose over the 9-year period between 1939 and 1948 for the above trades. Establishments in these trades reported a combined total of 1,465 paid employees for the workweek ended nearest November 15, 1948. This compared with a total of 667 employees reported for the week of November 15, 1939.

These preliminary figures have been derived from a Census report on Finney County, Kansas, which also includes data for Garden City. Final figures, superseding the preliminary data for Finney County, will be included in a Bulletin for the State of Kansas to be issued in several months. Similar data will be made available this year in preliminary and final form for each of the counties and States. A single copy of the preliminary release for Finney County as well as an order blank for other area releases may be obtained by writing to the Bureau of the Census, Washington 25, D. C.

Table 1.—CENSUS OF BUSINESS PRELIMINARY RESULTS FOR 1948, BY TRADE GROUP

FINNEY COUNTY, KANS.

Trade group and kind of business	Number of establishments	1948 sales and receipts (Thousand dollars)	Active proprietors of unincorporated businesses Nov. 1948	Paid employees, workweek ended nearest Nov. 15, 1948	
				Total employees ¹	Full workweek employees
RETAIL TRADE, total.....	203	24,586	203	1,149	978
Food group.....	25	3,922	21	143	95
Eating and drinking places.....	37	1,374	38	206	173
General merchandise group, general stores....	6	1,175	2	119	80
Apparel group.....	16	1,627	20	54	52
Furniture-home furnishings-appliance group..	8	1,194	10	65	65
Automotive group.....	24	5,934	24	183	176
Gasoline service stations.....	23	1,572	22	75	64
Lumber-building-hardware group.....	32	5,982	29	218	208
Drug and proprietary stores.....	6	486	8	28	20
All other retail stores.....	26	1,320	29	58	45
WHOLESALE TRADE, total.....	41	18,831	21	146	x
Merchant wholesalers.....	14	2,647	9	67	x
Other types of wholesalers.....	27	16,184	12	79	x
SELECTED SERVICE TRADES, ^{2/} total.....	67	1,110	74	170	159
Personal services.....	26	470	28	105	99
Business services.....	6	58	6	12	10
Automotive repairs and services.....	17	271	20	22	21
Other repair services.....	18	311	20	31	29
TOURIST COURTS AND CAMPS.....	11	82	13	9	7

x Not available.

^{1/} Includes employees paid for less than the full workweek.

^{2/} See General Description on last page for changes from the 1939 Census of Business in the coverage of Service Trades.

Table 2.—CENSUS OF BUSINESS PRELIMINARY RESULTS FOR 1948 FOR CITIES OF 2,500 INHABITANTS OR MORE

FINNEY COUNTY, KANS.

(Data omitted for trade groups where necessary to avoid disclosure)

City and trade group ¹	Number of establishments	1948 sales and receipts (Thousand dollars)	Active proprietors of unincorporated businesses Nov. 1948	Paid employees, workweek ended nearest Nov. 15, 1948	
				Total employees ²	Full workweek employees
Garden City:					
Retail trade.....	175	23,518	174	1,093	937
Wholesale trade.....	24	7,664	18	97	x
Selected service trades.....	57	995	63	156	145
Remainder of county:					
Retail trade.....	28	1,068	29	56	41
Wholesale trade.....	17	11,167	3	49	x
Selected service trades.....	10	115	11	14	14

x Not available.

1/ See General Description on this page for changes from the 1939 Census of Business in the coverage of Service Trades.

2/ Includes employees paid for less than the full workweek.

GENERAL DESCRIPTION OF PRELIMINARY RELEASES FOR THE 1948 CENSUS OF BUSINESS

This series of releases, of which one is planned for each county in the United States, presents preliminary results of the 1948 Census of Business. The information is based on reports submitted by business establishments for that Census. The figures shown are preliminary, and are subject to revision in the final Census publications, but the changes are expected to be relatively minor with respect to coverage. The final Census figures will be issued in a series of Business Census bulletins which will show additional detailed kind-of-business information for all places where there are a sufficient number of establishments.

The 1948 Census of Business was taken under the provision of the Act of June 19, 1948, which provides that the Business Census be taken for 1948 and for each fifth year thereafter. Previous Business Censuses were taken for the years 1929, 1933, 1935, and 1939.

Scope of the Census.—The 1948 Census of Business covered all establishments in the following trades, as defined by the Standard Industrial Classification Manual, May 1949 issue, of the Executive Office of the President: all retail trades; all wholesale trades; all service trades in the following four groups—personal services, business services, automobile repairs and services, and miscellaneous repair services; hotels; tourist courts and camps; and amusements, including motion picture theaters. Some important services not covered are radio broadcasting and television, medical and health, legal, educational, nonprofit, accounting, and domestic services.

This coverage is similar to that of the 1939 Business Census. However, "custom trades" and "services incidental to transportation," which are no longer included in the standard classification of the service trades, are not covered by the 1948 Census. In a number of localities, these exclusions as well as other changes in the standard classification may have

a considerable effect in comparing 1948 with 1939 data, particularly with respect to establishment count.

Establishment definition.—For Census purposes, a business establishment is defined to include only enterprises conducted from a recognizable place of business, provided that the annual sales were in excess of \$5,000 for a wholesale trade establishment and \$500 for establishments in other trades. A detailed analysis of coverage will be provided in future Census of Business publications.

"Number of establishments" is the number of separate business locations, rather than the number of business companies or organizations, since the Census figures represent information reported separately for each business location or establishment. The establishment count reflects the number of places in business at the end of 1948 excluding administrative and executive offices of multiunit organizations, and "chain store" warehouses.

Sales and receipts.—"1948 sales and receipts" represents sales of merchandise and receipts from repairs and other services to customers. The figures reflect deductions for returned goods and allowances, but not for trade-in allowances; they exclude sales and excise taxes collected from customers and paid directly to any taxing agency.

Proprietors.—"Active proprietors..." represents owners and partners of unincorporated businesses who devoted the major portion of their time to the business in November 1948.

Employment.—"Number of paid employees..." represents all employees on the pay roll for the pay period ending nearest November 15, 1948. "Full workweek" employees, whether regular or seasonal, are those who in the November 15 pay period were paid for working at least the number of hours typically worked in a week by employees of the reporting establishment.

1948 CENSUS OF BUSINESS

RETAIL, WHOLESALE, SERVICE TRADES

U. S. DEPARTMENT OF COMMERCE
BUREAU OF THE CENSUS

PRELIMINARY

For Release April 13, 1950

Release Series BC-1P-15-029

FORD COUNTY, KANS.

Retail, wholesale, and service establishments located in Ford County, Kansas, showed a substantial expansion in dollar volume of trade from 1939 to 1948 according to preliminary figures from the 1948 Census of Business released today by the Bureau of the Census, U. S. Department of Commerce.

Retail sales in the county during 1948 aggregated \$31.5 million, an increase of 392 percent over the \$6.4 million in 1939, when the preceding Census of Business was taken. Wholesale sales in the county reached a total of \$48.2 million in 1948 as compared with \$6.8 million in 1939. The service trades included in the Census of Business recorded receipts totaling \$1.3 million in 1948 compared with \$0.4 million in 1939.

Employment in the county also rose over the 9-year period between 1939 and 1948 for the above trades. Establishments in these trades reported a combined total of 1,952 paid employees for the workweek ended nearest November 15, 1948. This compared with a total of 1,164 employees reported for the week of November 15, 1939.

These preliminary figures have been derived from a Census report on Ford County, Kansas, which also includes data for Dodge City. Final figures, superseding the preliminary data for Ford County, will be included in a Bulletin for the State of Kansas to be issued in several months. Similar data will be made available this year in preliminary and final form for each of the counties and States. A single copy of the preliminary release for Ford County as well as an order blank for other area releases may be obtained by writing to the Bureau of the Census, Washington 25, D. C.

Table 1.—CENSUS OF BUSINESS PRELIMINARY RESULTS FOR 1948, BY TRADE GROUP

FORD COUNTY, KANS.

Trade group and kind of business	Number of establishments	1948 sales and receipts (Thousand dollars)	Active proprietors of unincorporated businesses Nov. 1948	Paid employees, workweek ended nearest Nov. 15, 1948	
				Total employees ¹	Full workweek employees
RETAIL TRADE, total.....	291	31,467	296	1,445	1,251
Food group.....	48	4,775	48	164	127
Eating and drinking places.....	55	1,591	63	216	199
General merchandise grp, general stores.....	10	4,134	3	287	216
Apparel group.....	16	1,781	15	88	71
Furniture-home furnishings-appliance grp.....	15	2,706	11	118	101
Automotive group.....	31	6,353	38	227	222
Gasoline service stations.....	42	1,908	44	71	64
Lumber-building-hardware group.....	40	6,358	33	174	162
Drug and proprietary stores.....	12	930	16	54	46
All other retail stores.....	22	931	25	46	43
WHOLESALE TRADE, total.....	68	48,182	34	359	x
Merchant wholesalers.....	27	13,464	20	224	x
Other types of wholesalers.....	41	34,718	14	135	x
SELECTED SERVICE TRADES, ^{2/} total.....	105	1,263	112	148	137
Personal services.....	51	583	51	103	94
All other service trades.....	54	674	61	45	43
TOURIST COURTS AND CAMPS.....	10	104	8	10	7

x Not available.

^{1/} Includes employees paid for less than the full workweek.

^{2/} See General Description on last page for changes from the 1939 Census of Business in the coverage of Service Trades.

Table 2.—CENSUS OF BUSINESS PRELIMINARY RESULTS FOR 1948 FOR CITIES OF 2,500 INHABITANTS OR MORE

FORD COUNTY, KANS.

(Data omitted for trade groups where necessary to avoid disclosure)

City and trade group ¹	Number of establishments	1948 sales and receipts (Thousand dollars)	Active proprietors of unincorporated businesses Nov. 1948	Paid employees, workweek ended nearest Nov. 15, 1948	
				Total employees ²	Full workweek employees
Dodge City:					
Retail trade.....	193	24,847	187	1,221	1,070
Wholesale trade.....	37	21,859	23	250	x
Selected service trades....	72	944	77	131	123
Remainder of county:					
Retail trade.....	98	6,620	109	224	181
Wholesale trade.....	31	26,323	11	109	x
Selected service trades....	33	319	35	17	14

x Not available.

1/ See General Description on this page for changes from the 1939 Census of Business in the coverage of Service Trades.

2/ Includes employees paid for less than the full workweek.

GENERAL DESCRIPTION OF PRELIMINARY RELEASES FOR THE 1948 CENSUS OF BUSINESS

This series of releases, of which one is planned for each county in the United States, presents preliminary results of the 1948 Census of Business. The information is based on reports submitted by business establishments for that Census. The figures shown are preliminary, and are subject to revision in the final Census publications, but the changes are expected to be relatively minor with respect to coverage. The final Census figures will be issued in a series of Business Census bulletins which will show additional detailed kind-of-business information for all places where there are a sufficient number of establishments.

The 1948 Census of Business was taken under the provision of the Act of June 19, 1948, which provides that the Business Census be taken for 1948 and for each fifth year thereafter. Previous Business Censuses were taken for the years 1929, 1933, 1935, and 1939.

Scope of the Census.—The 1948 Census of Business covered all establishments in the following trades, as defined by the Standard Industrial Classification Manual, May 1949 issue, of the Executive Office of the President: all retail trades; all wholesale trades; all service trades in the following four groups—personal services, business services, automobile repairs and services, and miscellaneous repair services; hotels; tourist courts and camps; and amusements, including motion picture theaters. Some important services not covered are radio broadcasting and television, medical and health, legal, educational, nonprofit, accounting, and domestic services.

This coverage is similar to that of the 1939 Business Census. However, "custom trades" and "services incidental to transportation," which are no longer included in the standard classification of the service trades, are not covered by the 1948 Census. In a number of localities, these exclusions as well as other changes in the standard classification may have

a considerable effect in comparing 1948 with 1939 data, particularly with respect to establishment count.

Establishment definition.—For Census purposes, a business establishment is defined to include only enterprises conducted from a recognizable place of business, provided that the annual sales were in excess of \$5,000 for a wholesale trade establishment and \$500 for establishments in other trades. A detailed analysis of coverage will be provided in future Census of Business publications.

"Number of establishments" is the number of separate business locations, rather than the number of business companies or organizations, since the Census figures represent information reported separately for each business location or establishment. The establishment count reflects the number of places in business at the end of 1948 excluding administrative and executive offices of multiunit organizations, and "chain store" warehouses.

Sales and receipts.—"1948 sales and receipts" represents sales of merchandise and receipts from repairs and other services to customers. The figures reflect deductions for returned goods and allowances, but not for trade-in allowances; they exclude sales and excise taxes collected from customers and paid directly to any taxing agency.

Proprietors.—"Active proprietors..." represents owners and partners of unincorporated businesses who devoted the major portion of their time to the business in November 1948.

Employment.—"Number of paid employees..." represents all employees on the pay roll for the pay period ending nearest November 15, 1948. "Full workweek" employees, whether regular or seasonal, are those who in the November 15 pay period were paid for working at least the number of hours typically worked in a week by employees of the reporting establishment.

1948 CENSUS OF BUSINESS

U. S. DEPARTMENT OF COMMERCE
BUREAU OF THE CENSUS

RETAIL, WHOLESALE, SERVICE TRADES

PRELIMINARY

For Release April 17, 1950

Release Series BC-1P-15-030

FRANKLIN COUNTY, KANS.

Retail, wholesale, and service establishments located in Franklin County, Kansas, showed a substantial expansion in dollar volume of trade from 1939 to 1948 according to preliminary figures from the 1948 Census of Business released today by the Bureau of the Census, U. S. Department of Commerce.

Retail sales in the county during 1948 aggregated \$17.1 million, an increase of 223 percent over the \$5.3 million in 1939, when the preceding Census of Business was taken. Wholesale sales in the county reached a total of \$9.5 million in 1948 as compared with \$3.5 million in 1939. The service trades included in the Census of Business recorded receipts totaling \$800,000 in 1948 compared with \$383,000 in 1939.

Employment in the county also rose over the 9-year period between 1939 and 1948 for the above trades. Establishments in these trades reported a combined total of 1,141 paid employees for the workweek ended nearest November 15, 1948. This compared with a total of 934 employees reported for the week of November 15, 1939.

These preliminary figures have been derived from a Census report on Franklin County, Kansas, which also includes data for the city of Ottawa. Final figures, superseding the preliminary data for Franklin County, will be included in a Bulletin for the State of Kansas to be issued in several months. Similar data will be made available this year in preliminary and final form for each of the counties and States. A single copy of the preliminary release for Franklin County as well as an order blank for other area releases may be obtained by writing to the Bureau of the Census, Washington 25, D. C.

Table 1.—CENSUS OF BUSINESS PRELIMINARY RESULTS FOR 1948, BY TRADE GROUP

FRANKLIN COUNTY, KANS.

Trade group and kind of business	Number of establishments	1948 sales and receipts (Thousand dollars)	Active proprietors of unincorporated businesses Nov. 1948	Paid employees, workweek ended nearest Nov. 15, 1948	
				Total employees ¹	Full workweek employees
RETAIL TRADE, total.....	294	17,129	283	902	708
Food group.....	48	3,673	52	127	86
Eating and drinking places.....	49	742	56	118	99
General merchandise grp, general stores.	16	1,976	10	187	121
Apparel group.....	17	912	16	51	34
Furniture-home furnishgs-appliance grp.	18	990	15	54	46
Automotive group.....	22	2,767	20	122	121
Gasoline service stations.....	48	1,351	50	50	37
Lumber-building-hardware group.....	32	2,903	26	99	87
Drug and proprietary stores.....	10	553	10	37	25
All other retail stores.....	34	1,262	28	57	52
WHOLESALE TRADE, total.....	38	9,470	34	136	x
Merchant wholesalers.....	8	1,728	7	53	x
Other types of wholesalers.....	30	7,742	27	83	x
SELECTED SERVICE TRADES, ^{2/} total.....	104	800	113	103	75
Personal services.....	48	426	53	69	47
All other service trades.....	56	374	60	34	28

x Not available.

^{1/} Includes employees paid for less than the full workweek.

^{2/} See General Description on last page for changes from the 1939 Census of Business in the coverage of service trades.

Table 2.—CENSUS OF BUSINESS PRELIMINARY RESULTS FOR 1948 FOR CITIES OF 2,500 INHABITANTS OR MORE

FRANKLIN COUNTY, KANS.

(Data omitted for trade groups where necessary to avoid disclosure)

City and trade group ¹	Number of establishments	1948 sales and receipts (Thousand dollars)	Active proprietors of unincorporated businesses Nov. 1948	Paid employees, workweek ended nearest Nov. 15, 1948	
				Total employees ²	Full workweek employees
Ottawa:					
Retail trade.....	176	12,622	167	705	563
Wholesale trade.....	21	4,352	19	87	x
Selected service trades....	76	655	82	95	68
Remainder of county:					
Retail trade.....	118	4,507	116	197	145
Wholesale trade.....	17	5,118	15	49	x
Selected service trades....	28	145	31	8	7

x Not available.

1/ See General Description on this page for changes from the 1939 Census of Business in the coverage of Service Trades.

2/ Includes employees paid for less than the full workweek.

GENERAL DESCRIPTION OF PRELIMINARY RELEASES FOR THE 1948 CENSUS OF BUSINESS

This series of releases, of which one is planned for each county in the United States, presents preliminary results of the 1948 Census of Business. The information is based on reports submitted by business establishments for that Census. The figures shown are preliminary, and are subject to revision in the final Census publications, but the changes are expected to be relatively minor with respect to coverage. The final Census figures will be issued in a series of Business Census bulletins which will show additional detailed kind-of-business information for all places where there are a sufficient number of establishments.

The 1948 Census of Business was taken under the provision of the Act of June 19, 1948, which provides that the Business Census be taken for 1948 and for each fifth year thereafter. Previous Business Censuses were taken for the years 1929, 1933, 1935, and 1939.

Scope of the Census.—The 1948 Census of Business covered all establishments in the following trades, as defined by the Standard Industrial Classification Manual, May 1949 issue, of the Executive Office of the President: all retail trades; all wholesale trades; all service trades in the following four groups—personal services, business services, automobile repairs and services, and miscellaneous repair services; hotels; tourist courts and camps; and amusements, including motion picture theaters. Some important services not covered are radio broadcasting and television, medical and health, legal, educational, nonprofit, accounting, and domestic services.

This coverage is similar to that of the 1939 Business Census. However, "custom trades" and "services incidental to transportation," which are no longer included in the standard classification of the service trades, are not covered by the 1948 Census. In a number of localities, these exclusions as well as other changes in the standard classification may have

a considerable effect in comparing 1948 with 1939 data, particularly with respect to establishment count.

Establishment definition.—For Census purposes, a business establishment is defined to include only enterprises conducted from a recognizable place of business, provided that the annual sales were in excess of \$5,000 for a wholesale trade establishment and \$500 for establishments in other trades. A detailed analysis of coverage will be provided in future Censuses of Business publications.

"Number of establishments" is the number of separate business locations, rather than the number of business companies or organizations, since the Census figures represent information reported separately for each business location or establishment. The establishment count reflects the number of places in business at the end of 1948 excluding administrative and executive offices of multiunit organizations, and "chain store" warehouses.

Sales and receipts.—"1948 sales and receipts" represents sales of merchandise and receipts from repairs and other services to customers. The figures reflect deductions for returned goods and allowances, but not for trade-in allowances; they exclude sales and excise taxes collected from customers and paid directly to any taxing agency.

Proprietors.—"Active proprietors..." represents owners and partners of unincorporated businesses who devoted the major portion of their time to the business in November 1948.

Employment.—"Number of paid employees..." represents all employees on the pay roll for the pay period ending nearest November 15, 1948. "Full workweek" employees, whether regular or seasonal, are those who in the November 15 pay period were paid for working at least the number of hours typically worked in a week by employees of the reporting establishment.

1948 CENSUS OF BUSINESS

RETAIL, WHOLESALE, SERVICE TRADES

U. S. DEPARTMENT OF COMMERCE
BUREAU OF THE CENSUS

PRELIMINARY

For Release April 10, 1950

Release Series BC-1P-15-031

GEARY COUNTY, KANS.

Retail, wholesale, and service establishments located in Geary County, Kansas, showed a substantial expansion in dollar volume of trade from 1939 to 1948 according to preliminary figures from the 1948 Census of Business released today by the Bureau of the Census, U. S. Department of Commerce.

Retail sales in the county during 1948 aggregated \$15.2 million, an increase of 311 percent over the \$3.7 million in 1939, when the preceding Census of Business was taken. Wholesale sales in the county reached a total of \$8.0 million in 1948 as compared with \$1.8 million in 1939. The service trades included in the Census of Business recorded receipts totaling \$826,000 in 1948 compared with \$281,000 in 1939.

Employment in the county also rose over the 9-year period between 1939 and 1948 for the above trades. Establishments in these trades reported a combined total of 1,205 paid employees for the workweek ended nearest November 15, 1948. This compared with a total of 640 employees reported for the week of November 15, 1939.

These preliminary figures have been derived from a Census report on Geary County, Kansas, which also includes data for Junction City. Final figures, superseding the preliminary data for Geary county, will be included in a Bulletin for the State of Kansas to be issued in several months. Similar data will be made available this year in preliminary and final form for each of the counties and States. A single copy of the preliminary release for Geary County as well as an order blank for other area releases may be obtained by writing to the Bureau of the Census, Washington 25, D. C.

Table 1.—CENSUS OF BUSINESS PRELIMINARY RESULTS FOR 1948, BY TRADE GROUP

GEARY COUNTY, KANS.

Trade group and kind of business	Number of establishments	1948 sales and receipts (Thousand dollars)	Active proprietors of unincorporated businesses Nov. 1948	Paid employees, workweek ended nearest Nov. 15, 1948	
				Total employees ¹	Full workweek employees
RETAIL TRADE, total.....	199	15,173	202	937	756
Food group.....	36	3,384	36	112	83
Eating and drinking places.....	45	1,277	52	193	153
General merchandise grp, general stores	7	1,387	2	164	111
Apparel group.....	12	823	10	60	43
Furniture-home furnishings-appliance grp	10	718	11	32	31
Automotive group.....	16	2,914	13	122	118
Gasoline service stations.....	28	1,036	30	59	47
Lumber-building-hardware group.....	18	2,547	16	112	95
Drug and proprietary stores.....	8	477	8	40	34
All other retail stores.....	19	610	24	43	41
WHOLESALE TRADE.....	23	7,991	21	122	x
SELECTED SERVICE TRADES, ² /total.....	71	826	75	146	117
Personal services.....	46	541	49	130	105
All other service trades.....	25	285	26	16	12
TOURIST COURTS AND CAMPS.....	5	46	8	4	4

x Not available.

¹/ Includes employees paid for less than the full workweek.

²/ See General Description on last page for changes from the 1939 Census of Business in the coverage of Service Trades.

Table 2.—CENSUS OF BUSINESS PRELIMINARY RESULTS FOR 1948 FOR CITIES OF 2,500 INHABITANTS OR MORE

GEARY COUNTY, KANS.

(Data omitted for trade groups where necessary to avoid disclosure)

City and trade group ¹	Number of establishments	1948 sales and receipts (Thousand dollars)	Active proprietors of unincorporated businesses Nov. 1948	Paid employees, workweek ended nearest Nov. 15, 1948	
				Total employees ²	Full workweek employees
Junction City:					
Retail trade.....	185	14,600	188	912	736
Selected service trades....	60	775	63	141	112
Remainder of county:					
Retail trade.....	14	573	14	25	20
Selected service trades....	11	51	12	5	5

1/ See General Description on this page for changes from the 1939 Census of Business in the coverage of Service Trades.

2/ Includes employees paid for less than the full workweek.

GENERAL DESCRIPTION OF PRELIMINARY RELEASES FOR THE 1948 CENSUS OF BUSINESS

This series of releases, of which one is planned for each county in the United States, presents preliminary results of the 1948 Census of Business. The information is based on reports submitted by business establishments for that Census. The figures shown are preliminary, and are subject to revision in the final Census publications, but the changes are expected to be relatively minor with respect to coverage. The final Census figures will be issued in a series of Business Census bulletins which will show additional detailed kind-of-business information for all places where there are a sufficient number of establishments.

The 1948 Census of Business was taken under the provision of the Act of June 19, 1948, which provides that the Business Census be taken for 1948 and for each fifth year thereafter. Previous Business Censuses were taken for the years 1929, 1933, 1935, and 1939.

Scope of the Census.—The 1948 Census of Business covered all establishments in the following trades, as defined by the Standard Industrial Classification Manual, May 1949 issue, of the Executive Office of the President: all retail trades; all wholesale trades; all service trades in the following four groups—personal services, business services, automobile repairs and services, and miscellaneous repair services; hotels; tourist courts and camps; and amusements, including motion picture theaters. Some important services not covered are radio broadcasting and television, medical and health, legal, educational, nonprofit, accounting, and domestic services.

This coverage is similar to that of the 1939 Business Census. However, "custom trades" and "services incidental to transportation," which are no longer included in the standard classification of the service trades, are not covered by the 1948 Census. In a number of localities, these exclusions as well as

other changes in the standard classification may have a considerable effect in comparing 1948 with 1939 data, particularly with respect to establishment count.

Establishment definition.—For Census purposes, a business establishment is defined to include only enterprises conducted from a recognizable place of business, provided that the annual sales were in excess of \$5,000 for a wholesale trade establishment and \$500 for establishments in other trades. A detailed analysis of coverage will be provided in future Census of Business publications.

"Number of establishments" is the number of separate business locations, rather than the number of business companies or organizations, since the Census figures represent information reported separately for each business location or establishment. The establishment count reflects the number of places in business at the end of 1948 excluding administrative and executive offices of multiunit organizations, and "chain store" warehouses.

Sales and receipts.—"1948 sales and receipts" represents sales of merchandise and receipts from repairs and other services to customers. The figures reflect deductions for returned goods and allowances, but not for trade-in allowances; they exclude sales and excise taxes collected from customers and paid directly to any taxing agency.

Proprietors.—"Active proprietors..." represents owners and partners of unincorporated businesses who devoted the major portion of their time to the business in November 1948.

Employment.—"Number of paid employees..." represents all employees on the pay roll for the pay period ending nearest November 15, 1948. "Full workweek" employees, whether regular or seasonal, are those who in the November 15 pay period were paid for working at least the number of hours typically worked in a week by employees of the reporting establishment.

1948 CENSUS OF BUSINESS

RETAIL, WHOLESALE, SERVICE TRADES

U. S. DEPARTMENT OF COMMERCE
BUREAU OF THE CENSUS

PRELIMINARY

For Release April 13, 1950

Release Series BC-1P-15-032

GOVE COUNTY, KANS.

Retail, wholesale, and service establishments located in Gove County, Kansas, showed a substantial expansion in dollar volume of trade from 1939 to 1948 according to preliminary figures from the 1948 Census of Business released today by the Bureau of the Census, U. S. Department of Commerce.

Retail sales in the county during 1948 aggregated \$4.0 million, an increase of 471 percent over the \$0.7 million in 1939, when the preceding Census of Business was taken. Wholesale sales in the county reached a total of \$8.5 million in 1948 as compared with \$0.6 million in 1939. The service trades included in the Census of Business recorded receipts totaling \$73,000 in 1948 compared with \$24,000 in 1939.

Employment in the county also rose over the 9-year period between 1939 and 1948 for the above trades. Establishments in these trades reported a combined total of 185 paid employees for the workweek ended nearest November 15, 1948. This compared with a total of 80 employees reported for the week of November 15, 1939.

These preliminary figures have been derived from a Census report on Gove County, Kansas. Final figures, superseding the preliminary data for Gove County, will be included in a Bulletin for the State of Kansas to be issued in several months. Similar data will be made available this year in preliminary and final form for each of the counties and States. A single copy of the preliminary release for Gove County as well as an order blank for other area releases may be obtained by writing to the Bureau of the Census, Washington 25, D. C.

Table 1.—CENSUS OF BUSINESS PRELIMINARY RESULTS FOR 1948, BY TRADE GROUP

GOVE COUNTY, KANS.

Trade group and kind of business	Number of establishments	1948 sales and receipts (Thousand dollars)	Active proprietors of unincorporated businesses Nov. 1948	Paid employees, workweek ended nearest Nov. 15, 1948	
				Total employees ¹	Full workweek employees
RETAIL TRADE, total.....	81	4,008	78	120	96
Food group.....	11	675	10	22	15
Eating and drinking places.....	9	168	9	14	13
Gasoline service stations.....	14	487	12	14	12
All other retail stores.....	47	2,678	47	70	56
WHOLESALE TRADE.....	26	8,471	8	63	x
SELECTED SERVICE TRADES ^{2/}	15	73	16	2	2

x Not available.

^{1/} Includes employees paid for less than the full workweek.

^{2/} See General Description on last page for changes from the 1939 Census of Business in the coverage of Service Trades.

GENERAL DESCRIPTION OF PRELIMINARY RELEASES FOR THE 1948 CENSUS OF BUSINESS

This series of releases, of which one is planned for each county in the United States, presents preliminary results of the 1948 Census of Business. The information is based on reports submitted by business establishments for that Census. The figures shown are preliminary, and are subject to revision in the final Census publications, but the changes are expected to be relatively minor with respect to coverage. The final Census figures will be issued in a series of Business Census bulletins which will show additional detailed kind-of-business information for all places where there are a sufficient number of establishments.

The 1948 Census of Business was taken under the provision of the Act of June 19, 1948, which provides that the Business Census be taken for 1948 and for each fifth year thereafter. Previous Business Censuses were taken for the years 1929, 1933, 1935, and 1939.

Scope of the Census.—The 1948 Census of Business covered all establishments in the following trades, as defined by the Standard Industrial Classification Manual, May 1949 issue, of the Executive Office of the President: all retail trades; all wholesale trades; all service trades in the following four groups—personal services, business services, automobile repairs and services, and miscellaneous repair services; hotels; tourist courts and camps; and amusements, including motion picture theaters. Some important services not covered are radio broadcasting and television, medical and health, legal, educational, nonprofit, accounting, and domestic services.

This coverage is similar to that of the 1939 Business Census. However, "custom trades" and "services incidental to transportation," which are no longer included in the standard classification of the service trades, are not covered by the 1948 Census. In a number of localities, these exclusions as well as other changes in the standard classification may have a considerable effect in comparing

1948 with 1939 data, particularly with respect to establishment count.

Establishment definition.—For Census purposes, a business establishment is defined to include only enterprises conducted from a recognizable place of business, provided that the annual sales were in excess of \$5,000 for a wholesale trade establishment and \$500 for establishments in other trades. A detailed analysis of coverage will be provided in future Census of Business publications.

"Number of establishments" is the number of separate business locations, rather than the number of business companies or organizations, since the Census figures represent information reported separately for each business location or establishment. The establishment count reflects the number of places in business at the end of 1948 excluding administrative and executive offices of multiunit organizations, and "chain store" warehouses.

Sales and receipts.—"1948 sales and receipts" represents sales of merchandise and receipts from repairs and other services to customers. The figures reflect deductions for returned goods and allowances, but not for trade-in allowances; they exclude sales and excise taxes collected from customers and paid directly to any taxing agency.

Proprietors.—"Active proprietors..." represents owners and partners of unincorporated businesses who devoted the major portion of their time to the business in November 1948.

Employment.—"Number of paid employees..." represents all employees on the pay roll for the pay period ending nearest November 15, 1948. "Full workweek" employees, whether regular or seasonal, are those who in the November 15 pay period were paid for working at least the number of hours typically worked in a week by employees of the reporting establishment.

1948 CENSUS OF BUSINESS

U. S. DEPARTMENT OF COMMERCE
BUREAU OF THE CENSUS

RETAIL, WHOLESALE, SERVICE TRADES

PRELIMINARY

For Release April 10, 1950

Release Series BC-1P-15-033

GRAHAM COUNTY, KANS.

Retail, wholesale, and service establishments located in Graham County, Kansas, showed a substantial expansion in dollar volume of trade from 1939 to 1948 according to preliminary figures from the 1948 Census of Business released today by the Bureau of the Census, U. S. Department of Commerce.

Retail sales in the county during 1948 aggregated \$4.3 million, an increase of 438 percent over the \$0.8 million in 1939, when the preceding Census of Business was taken. Wholesale sales in the county reached a total of \$4.5 million in 1948 as compared with \$0.5 million in 1939. The service trades included in the Census of Business recorded receipts totaling \$111,000 in 1948 compared with \$17,000 in 1939.

Employment in the county also rose over the 9-year period between 1939 and 1948 for the above trades. Establishments in these trades reported a combined total of 251 paid employees for the workweek ended nearest November 15, 1948. This compared with a total of 97 employees reported for the week of November 15, 1939.

These preliminary figures have been derived from a Census report on Graham County, Kansas. Final figures, superseding the preliminary data for Graham County, will be included in a Bulletin for the State of Kansas to be issued in several months. Similar data will be made available this year in preliminary and final form for each of the counties and States. A single copy of the preliminary release for Graham County as well as an order blank for other area releases may be obtained by writing to the Bureau of the Census, Washington 25, D. C.

Table 1.—CENSUS OF BUSINESS PRELIMINARY RESULTS FOR 1948, BY TRADE GROUP

GRAHAM COUNTY, KANS.

Trade group and kind of business	Number of establishments	1948 sales and receipts (Thousand dollars)	Active proprietors of unincorporated businesses Nov. 1948	Paid employees, workweek ended nearest Nov. 15, 1948	
				Total employees ¹	Full workweek employees
RETAIL TRADE, total.....	79	4,264	82	209	167
Food group.....	10	427	10	17	12
Eating and drinking places.....	13	283	19	23	18
Gasoline service stations.....	12	630	10	32	27
All other retail stores.....	44	2,924	43	137	110
WHOLESALE TRADE.....	17	4,533	12	33	x
SELECTED SERVICE TRADES ^{2/}	18	111	21	9	8

x Not available.

^{1/} Includes employees paid for less than the full workweek.

^{2/} See General Description on last page for changes from the 1939 Census of Business in the coverage of Service Trades.

GENERAL DESCRIPTION OF PRELIMINARY RELEASES FOR THE 1948 CENSUS OF BUSINESS

This series of releases, of which one is planned for each county in the United States, presents preliminary results of the 1948 Census of Business. The information is based on reports submitted by business establishments for that Census. The figures shown are preliminary, and are subject to revision in the final Census publications, but the changes are expected to be relatively minor with respect to coverage. The final Census figures will be issued in a series of Business Census bulletins which will show additional detailed kind-of-business information for all places where there are a sufficient number of establishments.

The 1948 Census of Business was taken under the provision of the Act of June 19, 1948, which provides that the Business Census be taken for 1948 and for each fifth year thereafter. Previous Business Censuses were taken for the years 1929, 1933, 1935, and 1939.

Scope of the Census.--The 1948 Census of Business covered all establishments in the following trades, as defined by the Standard Industrial Classification Manual, May 1949 issue, of the Executive Office of the President: all retail trades; all wholesale trades; all service trades in the following four groups--personal services, business services, automobile repairs and services, and miscellaneous repair services; hotels; tourist courts and camps; and amusements, including motion picture theaters. Some important services not covered are radio broadcasting and television, medical and health, legal, educational, nonprofit, accounting, and domestic services.

This coverage is similar to that of the 1939 Business Census. However, "custom trades" and "services incidental to transportation," which are no longer included in the standard classification of the service trades, are not covered by the 1948 Census. In a number of localities, these exclusions as well as other changes in the standard classification may have a considerable effect in comparing

1948 with 1939 data, particularly with respect to establishment count.

Establishment definition.--For Census purposes, a business establishment is defined to include only enterprises conducted from a recognizable place of business, provided that the annual sales were in excess of \$5,000 for a wholesale trade establishment and \$500 for establishments in other trades. A detailed analysis of coverage will be provided in future Census of Business publications.

"Number of establishments" is the number of separate business locations, rather than the number of business companies or organizations, since the Census figures represent information reported separately for each business location or establishment. The establishment count reflects the number of places in business at the end of 1948 excluding administrative and executive offices of multiunit organizations, and "chain store" warehouses.

Sales and receipts.--"1948 sales and receipts" represents sales of merchandise and receipts from repairs and other services to customers. The figures reflect deductions for returned goods and allowances, but not for trade-in allowances; they exclude sales and excise taxes collected from customers and paid directly to any taxing agency.

Proprietors.--"Active proprietors..." represents owners and partners of unincorporated businesses who devoted the major portion of their time to the business in November 1948.

Employment.--"Number of paid employees..." represents all employees on the pay roll for the pay period ending nearest November 15, 1948. "Full workweek" employees, whether regular or seasonal, are those who in the November 15 pay period were paid for working at least the number of hours typically worked in a week by employees of the reporting establishment.

1948 CENSUS OF BUSINESS

U. S. DEPARTMENT OF COMMERCE
BUREAU OF THE CENSUS

RETAIL, WHOLESALE, SERVICE TRADES

PRELIMINARY

For Release April 13, 1950

Release Series BC-1P-15-034

GRANT COUNTY, KANS.

Retail, wholesale, and service establishments located in Grant County, Kansas, showed a substantial expansion in dollar volume of trade from 1939 to 1948 according to preliminary figures from the 1948 Census of Business released today by the Bureau of the Census, U. S. Department of Commerce.

Retail sales in the county during 1948 aggregated \$5.0 million, an increase of 1150 percent over the \$0.4 million in 1939, when the preceding Census of Business was taken. Wholesale sales in the county reached a total of \$8.7 million in 1948 as compared with \$0.3 million in 1939. The service trades included in the Census of Business recorded receipts totaling \$241,000 in 1948 compared with \$20,000 in 1939.

Employment in the county also rose over the 9-year period between 1939 and 1948 for the above trades. Establishments in these trades reported a combined total of 305 paid employees for the workweek ended nearest November 15, 1948. This compared with a total of 52 employees reported for the week of November 15, 1939.

These preliminary figures have been derived from a Census report on Grant County, Kansas. Final figures, superseding the preliminary data for Grant County, will be included in a Bulletin for the State of Kansas to be issued in several months. Similar data will be made available this year in preliminary and final form for each of the counties and States. A single copy of the preliminary release for Grant County as well as an order blank for other area releases may be obtained by writing to the Bureau of the Census, Washington 25, D. C.

Table 1.—CENSUS OF BUSINESS PRELIMINARY RESULTS FOR 1948, BY TRADE GROUP
GRANT COUNTY, KANS.

Trade group and kind of business	Number of establishments	1948 sales and receipts (Thousand dollars)	Active proprietors of unincorporated businesses Nov. 1948	Paid employees, workweek ended nearest Nov. 15, 1948	
				Total employees ¹	Full workweek employees
RETAIL TRADE, total.....	52	4,957	44	235	200
Food group.....	8	1,015	5	44	29
Eating and drinking places.....	8	444	9	54	51
Gasoline service stations.....	8	498	8	16	14
All other retail stores.....	28	3,000	22	121	106
WHOLESALE TRADE.....	18	8,650	6	44	x
SELECTED SERVICE TRADES, ^{2/} total.....	17	241	18	26	22
Personal services.....	8	88	9	14	10
All other service trades.....	9	153	9	12	12
TOURIST COURTS AND CAMPS.....	5	33	6	1	1

x Not available.

^{1/} Includes employees paid for less than the full workweek.

^{2/} See General Description on last page for changes from the 1939 Census of Business in the coverage of Service Trades.

GENERAL DESCRIPTION OF PRELIMINARY RELEASES FOR THE 1948 CENSUS OF BUSINESS

This series of releases, of which one is planned for each county in the United States, presents preliminary results of the 1948 Census of Business. The information is based on reports submitted by business establishments for that Census. The figures shown are preliminary, and are subject to revision in the final Census publications, but the changes are expected to be relatively minor with respect to coverage. The final Census figures will be issued in a series of Business Census bulletins which will show additional detailed kind-of-business information for all places where there are a sufficient number of establishments.

The 1948 Census of Business was taken under the provision of the Act of June 19, 1948, which provides that the Business Census be taken for 1948 and for each fifth year thereafter. Previous Business Censuses were taken for the years 1929, 1933, 1935, and 1939.

Scope of the Census.--The 1948 Census of Business covered all establishments in the following trades, as defined by the Standard Industrial Classification Manual, May 1949 issue, of the Executive Office of the President: all retail trades; all wholesale trades; all service trades in the following four groups--personal services, business services, automobile repairs and services, and miscellaneous repair services; hotels; tourist courts and camps; and amusements, including motion picture theaters. Some important services not covered are radio broadcasting and television, medical and health, legal, educational, nonprofit, accounting, and domestic services.

This coverage is similar to that of the 1939 Business Census. However, "custom trades" and "services incidental to transportation," which are no longer included in the standard classification of the service trades, are not covered by the 1948 Census. In a number of localities, these exclusions as well as other changes in the standard classification may have a considerable effect in comparing

1948 with 1939 data, particularly with respect to establishment count.

Establishment definition.--For Census purposes, a business establishment is defined to include only enterprises conducted from a recognizable place of business, provided that the annual sales were in excess of \$5,000 for a wholesale trade establishment and \$500 for establishments in other trades. A detailed analysis of coverage will be provided in future Census of Business publications.

"Number of establishments" is the number of separate business locations, rather than the number of business companies or organizations, since the Census figures represent information reported separately for each business location or establishment. The establishment count reflects the number of places in business at the end of 1948 excluding administrative and executive offices of multiunit organizations, and "chain store" warehouses.

Sales and receipts.--"1948 sales and receipts" represents sales of merchandise and receipts from repairs and other services to customers. The figures reflect deductions for returned goods and allowances, but not for trade-in allowances; they exclude sales and excise taxes collected from customers and paid directly to any taxing agency.

Proprietors.--"Active proprietors..." represents owners and partners of unincorporated businesses who devoted the major portion of their time to the business in November 1948.

Employment.--"Number of paid employees..." represents all employees on the pay roll for the pay period ending nearest November 15, 1948. "Full workweek" employees, whether regular or seasonal, are those who in the November 15 pay period were paid for working at least the number of hours typically worked in a week by employees of the reporting establishment.

1948 CENSUS OF BUSINESS

RETAIL, WHOLESALE, SERVICE TRADES

U. S. DEPARTMENT OF COMMERCE
BUREAU OF THE CENSUS

PRELIMINARY

For Release April 13, 1950

Release Series BC-1P-15-035

GRAY COUNTY, KANS.

Retail, wholesale, and service establishments located in Gray County, Kansas, showed a substantial expansion in dollar volume of trade from 1939 to 1948 according to preliminary figures from the 1948 Census of Business released today by the Bureau of the Census, U. S. Department of Commerce.

Retail sales in the county during 1948 aggregated \$4.4 million, an increase of 450 percent over the \$0.8 million in 1939, when the preceding Census of Business was taken. Wholesale sales in the county reached a total of \$14.2 million in 1948 as compared with \$1.2 million in 1939. The service trades included in the Census of Business recorded receipts totaling \$52,000 in 1948 compared with \$37,000 in 1939.

Employment in the county also rose over the 9-year period between 1939 and 1948 for the above trades. Establishments in these trades reported a combined total of 217 paid employees for the workweek ended nearest November 15, 1948. This compared with a total of 96 employees reported for the week of November 15, 1939.

These preliminary figures have been derived from a Census report on Gray County, Kansas. Final figures, superseding the preliminary data for Gray County, will be included in a Bulletin for the State of Kansas to be issued in several months. Similar data will be made available this year in preliminary and final form for each of the counties and States. A single copy of the preliminary release for Gray County as well as an order blank for other area releases may be obtained by writing to the Bureau of the Census, Washington 25, D. C.

Table 1.—CENSUS OF BUSINESS PRELIMINARY RESULTS FOR 1948, BY TRADE GROUP

GRAY COUNTY, KANS.

Trade group and kind of business	Number of establishments	1948 sales and receipts (Thousand dollars)	Active proprietors of unincorporated businesses Nov. 1948	Paid employees, workweek ended nearest Nov. 15, 1948	
				Total employees ¹	Full workweek employees
RETAIL TRADE, total.....	66	4,382	68	153	130
Food group.....	9	786	11	14	9
Eating and drinking places.....	13	288	12	40	32
Gasoline service stations.....	10	269	10	13	11
All other retail stores.....	34	3,039	35	86	78
WHOLESALE TRADE.....	26	14,165	10	56	x
SELECTED SERVICE TRADES, ^{2/} total.....	14	52	15	8	5
Personal services.....	8	34	8	6	4
All other service trades.....	6	18	7	2	1

x Not available.

^{1/} Includes employees paid for less than the full workweek.

^{2/} See General description on last page for changes from the 1939 Census of Business in the coverage of Service Trades.

GENERAL DESCRIPTION OF PRELIMINARY RELEASES FOR THE 1948 CENSUS OF BUSINESS

This series of releases, of which one is planned for each county in the United States, presents preliminary results of the 1948 Census of Business. The information is based on reports submitted by business establishments for that Census. The figures shown are preliminary, and are subject to revision in the final Census publications, but the changes are expected to be relatively minor with respect to coverage. The final Census figures will be issued in a series of Business Census bulletins which will show additional detailed kind-of-business information for all places where there are a sufficient number of establishments.

The 1948 Census of Business was taken under the provision of the Act of June 19, 1948, which provides that the Business Census be taken for 1948 and for each fifth year thereafter. Previous Business Censuses were taken for the years 1929, 1933, 1935, and 1939.

Scope of the Census.--The 1948 Census of Business covered all establishments in the following trades, as defined by the Standard Industrial Classification Manual, May 1949 issue, of the Executive Office of the President: all retail trades; all wholesale trades; all service trades in the following four groups--personal services, business services, automobile repairs and services, and miscellaneous repair services; hotels; tourist courts and camps; and amusements, including motion picture theaters. Some important services not covered are radio broadcasting and television, medical and health, legal, educational, nonprofit, accounting, and domestic services.

This coverage is similar to that of the 1939 Business Census. However, "custom trades" and "services incidental to transportation," which are no longer included in the standard classification of the service trades, are not covered by the 1948 Census. In a number of localities, these exclusions as well as other changes in the standard classification may have a considerable effect in comparing

1948 with 1939 data, particularly with respect to establishment count.

Establishment definition.--For Census purposes, a business establishment is defined to include only enterprises conducted from a recognizable place of business, provided that the annual sales were in excess of \$5,000 for a wholesale trade establishment and \$500 for establishments in other trades. A detailed analysis of coverage will be provided in future Census of Business publications.

"Number of establishments" is the number of separate business locations, rather than the number of business companies or organizations, since the Census figures represent information reported separately for each business location or establishment. The establishment count reflects the number of places in business at the end of 1948 excluding administrative and executive offices of multiunit organizations, and "chain store" warehouses.

Sales and receipts.--"1948 sales and receipts" represents sales of merchandise and receipts from repairs and other services to customers. The figures reflect deductions for returned goods and allowances, but not for trade-in allowances; they exclude sales and excise taxes collected from customers and paid directly to any taxing agency.

Proprietors.--"Active proprietors..." represents owners and partners of unincorporated businesses who devoted the major portion of their time to the business in November 1948.

Employment.--"Number of paid employees..." represents all employees on the pay roll for the pay period ending nearest November 15, 1948. "Full workweek" employees, whether regular or seasonal, are those who in the November 15 pay period were paid for working at least the number of hours typically worked in a week by employees of the reporting establishment.

1948 CENSUS OF BUSINESS

RETAIL, WHOLESALE, SERVICE TRADES

U. S. DEPARTMENT OF COMMERCE
BUREAU OF THE CENSUS

PRELIMINARY

For Release May 15, 1950

Release Series BC-1P-15-036

GREELEY COUNTY, KANS.

Retail, wholesale, and service establishments located in Greeley County, Kansas, showed a substantial expansion in dollar volume of trade from 1939 to 1948 according to preliminary figures from the 1948 Census of Business released today by the Bureau of the Census, U. S. Department of Commerce.

Retail sales in the county during 1948 aggregated \$2.7 million, an increase of 1,250 percent over the \$0.2 million in 1939, when the preceding Census of Business was taken. Wholesale sales in the county reached a total of \$8.6 million in 1948 as compared with \$0.2 million in 1939. The service trades included in the Census of Business recorded receipts totaling \$87,000 in 1948 compared with \$11,000 in 1939.

Employment in the county also rose over the 9-year period between 1939 and 1948 for the above trades. Establishments in these trades reported a combined total of 128 paid employees for the workweek ended nearest November 15, 1948. This compared with a total of 34 employees reported for the week of November 15, 1939.

These preliminary figures have been derived from a Census report on Greeley County, Kansas. Final figures, superseding the preliminary data for Greeley County, will be included in a Bulletin for the State of Kansas to be issued in several months. Similar data will be made available this year in preliminary and final form for each of the counties and States. A single copy of the preliminary release for Greeley County as well as an order blank for other area releases may be obtained by writing to the Bureau of the Census, Washington 25, D. C.

Table 1.—CENSUS OF BUSINESS PRELIMINARY RESULTS FOR 1948, BY TRADE GROUP

GREELEY COUNTY, KANS.

Trade group and kind of business	Number of establishments	1948 sales and receipts (Thousand dollars)	Active proprietors of unincorporated businesses Nov. 1948	Paid employees, workweek ended nearest Nov. 15, 1948	
				Total employees ¹	Full workweek employees
RETAIL TRADE, total.....	32	2,658	30	94	79
Eating and drinking places.....	6	152	8	27	21
Gasoline service stations.....	7	426	7	12	11
All other retail stores.....	19	2,080	15	55	47
WHOLESALE TRADE.....	11	8,583	4	31	x
SELECTED SERVICE TRADES ^{2/}	9	87	9	3	3

x Not available.

^{1/} Includes employees paid for less than the full workweek.

^{2/} See General Description on last page for changes from the 1939 Census of Business in the coverage of Service Trades.

GENERAL DESCRIPTION OF PRELIMINARY RELEASES FOR THE 1948 CENSUS OF BUSINESS

This series of releases, of which one is planned for each county in the United States, presents preliminary results of the 1948 Census of Business. The information is based on reports submitted by business establishments for that Census. The figures shown are preliminary, and are subject to revision in the final Census publications, but the changes are expected to be relatively minor with respect to coverage. The final Census figures will be issued in a series of Business Census bulletins which will show additional detailed kind-of-business information for all places where there are a sufficient number of establishments.

The 1948 Census of Business was taken under the provision of the Act of June 19, 1948, which provides that the Business Census be taken for 1948 and for each fifth year thereafter. Previous Business Censuses were taken for the years 1929, 1933, 1935, and 1939.

Scope of the Census.—The 1948 Census of Business covered all establishments in the following trades, as defined by the Standard Industrial Classification Manual, May 1949 issue, of the Executive Office of the President: all retail trades; all wholesale trades; all service trades in the following four groups—personal services, business services, automobile repairs and services, and miscellaneous repair services; hotels; tourist courts and camps; and amusements, including motion picture theaters. Some important services not covered are radio broadcasting and television, medical and health, legal, educational, nonprofit, accounting, and domestic services.

This coverage is similar to that of the 1939 Business Census. However, "custom trades" and "services incidental to transportation," which are no longer included in the standard classification of the service trades, are not covered by the 1948 Census. In a number of localities, these exclusions as well as other changes in the standard classification may have a considerable effect in comparing

1948 with 1939 data, particularly with respect to establishment count.

Establishment definition.—For Census purposes, a business establishment is defined to include only enterprises conducted from a recognizable place of business, provided that the annual sales were in excess of \$5,000 for a wholesale trade establishment and \$500 for establishments in other trades. A detailed analysis of coverage will be provided in future Census of Business publications.

"Number of establishments" is the number of separate business locations, rather than the number of business companies or organizations, since the Census figures represent information reported separately for each business location or establishment. The establishment count reflects the number of places in business at the end of 1948 excluding administrative and executive offices of multiunit organizations, and "chain store" warehouses.

Sales and receipts.—"1948 sales and receipts" represents sales of merchandise and receipts from repairs and other services to customers. The figures reflect deductions for returned goods and allowances, but not for trade-in allowances; they exclude sales and excise taxes collected from customers and paid directly to any taxing agency.

Proprietors.—"Active proprietors..." represents owners and partners of unincorporated businesses who devoted the major portion of their time to the business in November 1948.

Employment.—"Number of paid employees..." represents all employees on the pay roll for the pay period ending nearest November 15, 1948. "Full workweek" employees, whether regular or seasonal, are those who in the November 15 pay period were paid for working at least the number of hours typically worked in a week by employees of the reporting establishment.

1948 CENSUS OF BUSINESS

U. S. DEPARTMENT OF COMMERCE
BUREAU OF THE CENSUS

RETAIL, WHOLESALE, SERVICE TRADES

PRELIMINARY

For Release April 10, 1950

Release Series BC-1P15-037

GREENWOOD COUNTY, KANS.

Retail, wholesale, and service establishments located in Greenwood County, Kansas, showed a substantial expansion in dollar volume of trade from 1939 to 1948 according to preliminary figures from the 1948 Census of Business released today by the Bureau of the Census, U. S. Department of Commerce.

Retail sales in the county during 1948 aggregated \$13.0 million, an increase of 233 percent over the \$3.9 million in 1939, when the preceding Census of Business was taken. Wholesale sales in the county reached a total of \$3.5 million in 1948 as compared with \$0.9 million in 1939. The service trades included in the Census of Business recorded receipts totaling \$526,000 in 1948 compared with \$151,000 in 1939.

Employment in the county also rose over the 9-year period between 1939 and 1948 for the above trades. Establishments in these trades reported a combined total of 704 paid employees for the workweek ended nearest November 15, 1948. This compared with a total of 424 employees reported for the week of November 15, 1939.

These preliminary figures have been derived from a Census report on Greenwood County, Kansas, which also includes data for the city of Eureka. Final figures, superseding the preliminary data for Greenwood County, will be included in a Bulletin for the State of Kansas to be issued in several months. Similar data will be made available this year in preliminary and final form for each of the counties and States. A single copy of the preliminary release for Greenwood County as well as an order blank for other area releases may be obtained by writing to the Bureau of the Census, Washington 25, D. C.

Table 1.—CENSUS OF BUSINESS PRELIMINARY RESULTS FOR 1948, BY TRADE GROUP
GREENWOOD COUNTY, KANS.

Trade group and kind of business	Number of establishments	1948 sales and receipts (Thousand dollars)	Active proprietors of unincorporated businesses Nov. 1948	Paid employees, workweek ended nearest Nov. 15, 1948	
				Total employees ¹	Full workweek employees
RETAIL TRADE, total	251	12,966	251	583	449
Food group.....	43	2,755	41	84	58
Eating and drinking places.....	41	641	41	102	71
General merchandise grp, general stores..	11	568	8	50	35
Apparel group.....	8	384	6	21	16
Furniture-home furnishgs-appliance grp.	16	659	14	26	23
Automotive group.....	23	2,888	22	129	118
Gasoline service stations.....	47	1,246	53	39	26
Lumber-building-hardware group.....	26	1,773	26	78	59
Drug and proprietary stores.....	10	351	12	22	20
All other retail stores.....	26	1,701	28	32	23
WHOLESALE TRADE, total	42	3,516	35	55	x
Merchant wholesalers.....	7	1,004	5	23	x
Other types of wholesalers.....	35	2,512	30	32	x
SELECTED SERVICE TRADES, ^{2/} total	77	526	85	66	37
Personal services.....	36	212	39	35	23
All other service trades.....	41	314	46	31	14

x Not available.
^{1/} Includes employees paid for less than the full workweek.
^{2/} See General Description on last page for changes from the 1939 Census of Business in the coverage of Service Trades.

Table 2.—CENSUS OF BUSINESS PRELIMINARY RESULTS FOR 1948 FOR CITIES OF 2,500 INHABITANTS OR MORE

GREENWOOD COUNTY, KANS.

(Data omitted for trade groups where necessary to avoid disclosure)

City and trade group ¹	Number of establishments	1948 sales and receipts (Thousand dollars)	Active proprietors of unincorporated businesses Nov. 1948	Paid employees, workweek ended nearest Nov. 15, 1948	
				Total employees ²	Full workweek employees
Eureka:					
Retail trade.....	103	7,622	100	356	305
Selected service trades....	38	349	44	53	29
Remainder of county:					
Retail trade.....	148	5,344	151	227	144
Selected service trades....	39	177	41	13	8

1/ See General Description on this page for changes from the 1939 Census of Business in the coverage of Service Trades.

2/ Includes employees paid for less than the full workweek.

GENERAL DESCRIPTION OF PRELIMINARY RELEASES FOR THE 1948 CENSUS OF BUSINESS

This series of releases, of which one is planned for each county in the United States, presents preliminary results of the 1948 Census of Business. The information is based on reports submitted by business establishments for that Census. The figures shown are preliminary, and are subject to revision in the final Census publications, but the changes are expected to be relatively minor with respect to coverage. The final Census figures will be issued in a series of Business Census bulletins which will show additional detailed kind-of-business information for all places where there are a sufficient number of establishments.

The 1948 Census of Business was taken under the provision of the Act of June 19, 1948, which provides that the Business Census be taken for 1948 and for each fifth year thereafter. Previous Business Censuses were taken for the years 1929, 1933, 1935, and 1939.

Scope of the Census.—The 1948 Census of Business covered all establishments in the following trades, as defined by the Standard Industrial Classification Manual, May 1949 issue, of the Executive Office of the President: all retail trades; all wholesale trades; all service trades in the following four groups—personal services, business services, automobile repairs and services, and miscellaneous repair services; hotels; tourist courts and camps; and amusements, including motion picture theaters. Some important services not covered are radio broadcasting and television, medical and health, legal, educational, nonprofit, accounting, and domestic services.

This coverage is similar to that of the 1939 Business Census. However, "custom trades" and "services incidental to transportation," which are no longer included in the standard classification of the service trades, are not covered by the 1948 Census. In a number of localities, these exclusions as well as

other changes in the standard classification may have a considerable effect in comparing 1948 with 1939 data, particularly with respect to establishment count.

Establishment definition.—For Census purposes, a business establishment is defined to include only enterprises conducted from a recognizable place of business, provided that the annual sales were in excess of \$5,000 for a wholesale trade establishment and \$500 for establishments in other trades. A detailed analysis of coverage will be provided in future Census of Business publications.

"Number of establishments" is the number of separate business locations, rather than the number of business companies or organizations, since the Census figures represent information reported separately for each business location or establishment. The establishment count reflects the number of places in business at the end of 1948 excluding administrative and executive offices of multiunit organizations, and "chain store" warehouses.

Sales and receipts.—"1948 sales and receipts" represents sales of merchandise and receipts from repairs and other services to customers. The figures reflect deductions for returned goods and allowances, but not for trade-in allowances; they exclude sales and excise taxes collected from customers and paid directly to any taxing agency.

Proprietors.—"Active proprietors..." represents owners and partners of unincorporated businesses who devoted the major portion of their time to the business in November 1948.

Employment.—"Number of paid employees..." represents all employees on the pay roll for the pay period ending nearest November 15, 1948. "Full workweek" employees, whether regular or seasonal, are those who in the November 15 pay period were paid for working at least the number of hours typically worked in a week by employees of the reporting establishment.

1948 CENSUS OF BUSINESS

RETAIL, WHOLESALE, SERVICE TRADES

U. S. DEPARTMENT OF COMMERCE
BUREAU OF THE CENSUS

PRELIMINARY

For Release April 17, 1950

Release Series BC-1P-15-038

HAMILTON COUNTY, KANS.

Retail, wholesale, and service establishments located in Hamilton County, Kansas, showed a substantial expansion in dollar volume of trade from 1939 to 1948 according to preliminary figures from the 1948 Census of Business released today by the Bureau of the Census, U. S. Department of Commerce.

Retail sales in the county during 1948 aggregated \$4.8 million, an increase of 586 percent over the \$0.7 million in 1939, when the preceding Census of Business was taken. Wholesale sales in the county reached a total of \$10.2 million in 1948 as compared with \$0.3 million in 1939. The service trades included in the Census of Business recorded receipts totaling \$169,000 in 1948 compared with \$15,000 in 1939.

Employment in the county also rose over the 9-year period between 1939 and 1948 for the above trades. Establishments in these trades reported a combined total of 281 paid employees for the workweek ended nearest November 15, 1948. This compared with a total of 90 employees reported for the week of November 15, 1939.

These preliminary figures have been derived from a Census report on Hamilton County, Kansas. Final figures, superseding the preliminary data for Hamilton County, will be included in a Bulletin for the State of Kansas to be issued in several months. Similar data will be made available this year in preliminary and final form for each of the counties and States. A single copy of the preliminary release for Hamilton County as well as an order blank for other area releases may be obtained by writing to the Bureau of the Census, Washington 25, D. C.

Table 1.—CENSUS OF BUSINESS PRELIMINARY RESULTS FOR 1948, BY TRADE GROUP

HAMILTON COUNTY, KANS.

Trade group and kind of business	Number of establishments	1948 sales and receipts (Thousand dollars)	Active proprietors of unincorporated businesses Nov. 1948	Paid employees, workweek ended nearest Nov. 15, 1948	
				Total employees ¹	Full workweek employees
RETAIL TRADE, total.....	76	4,802	77	221	173
Food group.....	13	778	18	22	16
Eating and drinking places.....	12	377	11	67	58
Gasoline service stations.....	14	528	11	20	17
All other retail stores.....	37	3,119	37	112	82
WHOLESALE TRADE.....	18	10,202	7	42	x
SELECTED SERVICE TRADES, ² /total.....	21	169	21	18	16
Personal services.....	10	74	10	13	12
All other service trades.....	11	95	11	5	4

x Not available.

¹/ Includes employees paid for less than the full workweek.

²/ See General Description on last page for changes from the 1939 Census of Business in the coverage of Service Trades.

GENERAL DESCRIPTION OF PRELIMINARY RELEASES FOR THE 1948 CENSUS OF BUSINESS

This series of releases, of which one is planned for each county in the United States, presents preliminary results of the 1948 Census of Business. The information is based on reports submitted by business establishments for that Census. The figures shown are preliminary, and are subject to revision in the final Census publications, but the changes are expected to be relatively minor with respect to coverage. The final Census figures will be issued in a series of Business Census bulletins which will show additional detailed kind-of-business information for all places where there are a sufficient number of establishments.

The 1948 Census of Business was taken under the provision of the Act of June 19, 1948, which provides that the Business Census be taken for 1948 and for each fifth year thereafter. Previous Business Censuses were taken for the years 1929, 1933, 1935, and 1939.

Scope of the Census.—The 1948 Census of Business covered all establishments in the following trades, as defined by the Standard Industrial Classification Manual, May 1949 issue, of the Executive Office of the President: all retail trades; all wholesale trades; all service trades in the following four groups—personal services, business services, automobile repairs and services, and miscellaneous repair services; hotels; tourist courts and camps; and amusements, including motion picture theaters. Some important services not covered are radio broadcasting and television, medical and health, legal, educational, nonprofit, accounting, and domestic services.

This coverage is similar to that of the 1939 Business Census. However, "custom trades" and "services incidental to transportation," which are no longer included in the standard classification of the service trades, are not covered by the 1948 Census. In a number of localities, these exclusions as well as other changes in the standard classification may have a considerable effect in comparing

1948 with 1939 data, particularly with respect to establishment count.

Establishment definition.—For Census purposes, a business establishment is defined to include only enterprises conducted from a recognizable place of business, provided that the annual sales were in excess of \$5,000 for a wholesale trade establishment and \$500 for establishments in other trades. A detailed analysis of coverage will be provided in future Census of Business publications.

"Number of establishments" is the number of separate business locations, rather than the number of business companies or organizations, since the Census figures represent information reported separately for each business location or establishment. The establishment count reflects the number of places in business at the end of 1948 excluding administrative and executive offices of multiunit organizations, and "chain store" warehouses.

Sales and receipts.—"1948 sales and receipts" represents sales of merchandise and receipts from repairs and other services to customers. The figures reflect deductions for returned goods and allowances, but not for trade-in allowances; they exclude sales and excise taxes collected from customers and paid directly to any taxing agency.

Proprietors.—"Active proprietors..." represents owners and partners of unincorporated businesses who devoted the major portion of their time to the business in November 1948.

Employment.—"Number of paid employees..." represents all employees on the pay roll for the pay period ending nearest November 15, 1948. "Full workweek" employees, whether regular or seasonal, are those who in the November 15 pay period were paid for working at least the number of hours typically worked in a week by employees of the reporting establishment.

1948 CENSUS OF BUSINESS

RETAIL, WHOLESALE, SERVICE TRADES

U. S. DEPARTMENT OF COMMERCE
BUREAU OF THE CENSUS

PRELIMINARY

For Release May 15, 1950

Release Series BC-1P-15-039

HARPER COUNTY, KANS.

Retail, wholesale, and service establishments located in Harper County, Kansas, showed a substantial expansion in dollar volume of trade from 1939 to 1948 according to preliminary figures from the 1948 Census of Business released today by the Bureau of the Census, U. S. Department of Commerce.

Retail sales in the county during 1948 aggregated \$9.9 million, an increase of 209 percent over the \$3.2 million in 1939, when the preceding Census of Business was taken. Wholesale sales in the county reached a total of \$8.7 million in 1948 as compared with \$3.5 million in 1939. The service trades included in the Census of Business recorded receipts totaling \$346,000 in 1948 compared with \$214,000 in 1939.

Employment in the county also rose over the 9-year period between 1939 and 1948 for the above trades. Establishments in these trades reported a combined total of 591 paid employees for the workweek ended nearest November 15, 1948. This compared with a total of 488 employees reported for the week of November 15, 1939.

These preliminary figures have been derived from a Census report on Harper County, Kansas, which also includes data for the city of Anthony. Final figures, superseding the preliminary data for Harper County, will be included in a Bulletin for the State of Kansas to be issued in several months. Similar data will be made available this year in preliminary and final form for each of the counties and States. A single copy of the preliminary release for Harper County as well as an order blank for other area releases may be obtained by writing to the Bureau of the Census, Washington 25, D. C.

Table 1.—CENSUS OF BUSINESS PRELIMINARY RESULTS FOR 1948; BY TRADE GROUP
HARPER COUNTY, KANS.

Trade group and kind of business	Number of establishments	1948 sales and receipts (Thousand dollars)	Active proprietors of unincorporated businesses Nov. 1948	Paid employees, workweek ended nearest Nov. 15, 1948	
				Total employees ¹	Full workweek employees
RETAIL TRADE, total.....	161	9,930	168	407	354
Food group.....	35	2,116	40	70	57
Eating and drinking places.....	25	536	25	82	74
General merchandise grp, general stores	10	643	8	51	36
Apparel group.....	7	256	10	9	9
Furniture-home furnishgs-appliance grp	16	443	20	15	12
Automotive group.....	14	1,858	14	66	63
Gasoline service stations.....	11	273	12	10	10
Lumber-building-hardware group.....	25	3,002	22	63	53
Drug and proprietary stores.....	6	370	6	25	24
All other retail stores.....	12	433	11	16	16
WHOLESALE TRADE, total.....	57	8,737	26	128	x
Merchant wholesalers.....	5	1,000	2	32	x
Petroleum bulk plants, terminals.....	26	1,453	18	40	x
Other types of wholesale.....	26	6,284	6	56	x
SELECTED SERVICE TRADES, 2/ total.....	41	346	43	56	46
Personal services.....	27	199	29	43	35
All other service trades.....	14	147	14	13	11
HOTELS.....	8	55	7	10	9

x Not available.

1/ Includes employees paid for less than the full workweek.

2/ See General Description on last page for changes from the 1939 Census of Business in the coverage of Service Trades.

Table 2.—CENSUS OF BUSINESS PRELIMINARY RESULTS FOR 1948 FOR CITIES OF 2,500 INHABITANTS OR MORE

HARPER COUNTY, KANS.

(Data omitted for trade groups where necessary to avoid disclosure)

City and trade group ¹	Number of establishments	1948 sales and receipts (Thousand dollars)	Active proprietors of unincorporated businesses Nov. 1948	Paid employees, workweek ended nearest Nov. 15, 1948	
				Total employees ²	Full workweek employees
Anthony:					
Retail trade.....	77	5,918	77	260	232
Selected service trades...	21	220	21	41	36
Remainder of county:					
Retail trade.....	84	4,012	91	147	122
Selected service trades...	20	126	22	15	10

1/ See General Description on this page for changes from the 1939 Census of Business in the coverage of Service Trades.

2/ Includes employees paid for less than the full workweek.

GENERAL DESCRIPTION OF PRELIMINARY RELEASES FOR THE 1948 CENSUS OF BUSINESS

This series of releases, of which one is planned for each county in the United States, presents preliminary results of the 1948 Census of Business. The information is based on reports submitted by business establishments for that Census. The figures shown are preliminary, and are subject to revision in the final Census publications, but the changes are expected to be relatively minor with respect to coverage. The final Census figures will be issued in a series of Business Census bulletins which will show additional detailed kind-of-business information for all places where there are a sufficient number of establishments.

The 1948 Census of Business was taken under the provision of the Act of June 19, 1948, which provides that the Business Census be taken for 1948 and for each fifth year thereafter. Previous Business Censuses were taken for the years 1929, 1933, 1935, and 1939.

Scope of the Census.—The 1948 Census of Business covered all establishments in the following trades, as defined by the Standard Industrial Classification Manual, May 1949 issue, of the Executive Office of the President: all retail trades; all wholesale trades; all service trades in the following four groups—personal services, business services, automobile repairs and services, and miscellaneous repair services; hotels; tourist courts and camps; and amusements, including motion picture theaters. Some important services not covered are radio broadcasting and television, medical and health, legal, educational, nonprofit, accounting, and domestic services.

This coverage is similar to that of the 1939 Business Census. However, "custom trades" and "services incidental to transportation," which are no longer included in the standard classification of the service trades, are not covered by the 1948 Census. In a number of localities, these exclusions as well as

other changes in the standard classification may have a considerable effect in comparing 1948 with 1939 data, particularly with respect to establishment count.

Establishment definition.—For Census purposes, a business establishment is defined to include only enterprises conducted from a recognizable place of business, provided that the annual sales were in excess of \$5,000 for a wholesale trade establishment and \$500 for establishments in other trades. A detailed analysis of coverage will be provided in future Census of Business publications.

"Number of establishments" is the number of separate business locations, rather than the number of business companies or organizations, since the Census figures represent information reported separately for each business location or establishment. The establishment count reflects the number of places in business at the end of 1948 excluding administrative and executive offices of multiunit organizations, and "chain store" warehouses.

Sales and receipts.—"1948 sales and receipts" represents sales of merchandise and receipts from repairs and other services to customers. The figures reflect deductions for returned goods and allowances, but not for trade-in allowances; they exclude sales and excise taxes collected from customers and paid directly to any taxing agency.

Proprietors.—"Active proprietors..." represents owners and partners of unincorporated businesses who devoted the major portion of their time to the business in November 1948.

Employment.—"Number of paid employees..." represents all employees on the pay roll for the pay period ending nearest November 15, 1948. "Full workweek" employees, whether regular or seasonal, are those who in the November 15 pay period were paid for working at least the number of hours typically worked in a week by employees of the reporting establishment.

1948 CENSUS OF BUSINESS

U. S. DEPARTMENT OF COMMERCE
BUREAU OF THE CENSUS

RETAIL, WHOLESALE, SERVICE TRADES

PRELIMINARY

For Release April 12, 1950

Release Series BC-1P-15-040

HARVEY COUNTY, KANS.

Retail, wholesale, and service establishments located in Harvey County, Kansas, showed a substantial expansion in dollar volume of trade from 1939 to 1948 according to preliminary figures from the 1948 Census of Business released today by the Bureau of the Census, U. S. Department of Commerce.

Retail sales in the county during 1948 aggregated \$20.7 million, an increase of 229 percent over the \$6.3 million in 1939, when the preceding Census of Business was taken. Wholesale sales in the county reached a total of \$7.9 million in 1948 as compared with \$2.5 million in 1939. The service trades included in the Census of Business recorded receipts totaling \$904,000 in 1948 compared with \$342,000 in 1939.

Employment in the county also rose over the 9-year period between 1939 and 1948 for the above trades. Establishments in these trades reported a combined total of 1,459 paid employees for the workweek ended nearest November 15, 1948. This compared with a total of 1,161 employees reported for the week of November 15, 1939.

These preliminary figures have been derived from a Census report on Harvey County, Kansas, which also includes data for the city of Newton. Final figures, superseding the preliminary data for Harvey County, will be included in a Bulletin for the State of Kansas to be issued in several months. Similar data will be made available this year in preliminary and final form for each of the counties and States. A single copy of the preliminary release for Harvey County as well as an order blank for other area releases may be obtained by writing to the Bureau of the Census, Washington 25, D. C.

Table 1.—CENSUS OF BUSINESS PRELIMINARY RESULTS FOR 1948, BY TRADE GROUP

HARVEY COUNTY, KANS.

Trade group and kind of business	Number of establishments	1948 sales and receipts (Thousand dollars)	Active proprietors of unincorporated businesses Nov. 1948	Paid employees, workweek ended nearest Nov. 15, 1948	
				Total employees ¹	Full workweek employees
RETAIL TRADE, total.....	286	20,720	284	1,201	937
Food group.....	41	3,914	43	140	112
Eating and drinking places.....	50	1,928	54	271	191
General merchandise grp, general stores	18	2,250	11	197	118
Apparel group.....	11	861	11	46	38
Furniture-home furnishings-appliance grp	20	1,170	25	83	69
Automotive group.....	23	3,643	16	158	158
Gasoline service stations.....	45	1,739	47	61	50
Lumber-building-hardware group.....	30	2,868	27	119	109
Drug and proprietary stores.....	9	368	12	42	25
All other retail stores.....	39	1,979	38	84	67
WHOLESALE TRADE, total.....	50	7,943	41	163	x
Merchant wholesalers.....	17	3,795	17	121	x
Assemblers of farm products.....	17	2,611	9	29	x
Other types of wholesalers.....	16	1,537	15	13	x
SELECTED SERVICE TRADES, ² /total.....	127	904	128	95	90
Personal services.....	64	432	65	60	58
All other service trades.....	63	472	63	35	32
TOURIST COURTS AND CAMPS.....	5	32	4	1	-

x Not available.

¹/ Includes employees paid for less than the full workweek.

²/ See General Description on last page for changes from the 1939 Census of Business in the coverage of Service Trades.

Table 2.—CENSUS OF BUSINESS PRELIMINARY RESULTS FOR 1948 FOR CITIES OF 2,500 INHABITANTS OR MORE

HARVEY COUNTY, KANS.

(Data omitted for trade groups where necessary to avoid disclosure)

City and trade group ¹	Number of establishments	1948 sales and receipts (Thousand dollars)	Active proprietors of unincorporated businesses Nov. 1948	Paid employees, workweek ended nearest Nov. 15, 1948	
				Total employees ²	Full workweek employees
Newton:					
Retail trade.....	186	16,443	178	984	763
Wholesale trade.....	24	4,624	24	113	x
Selected service trades.....	72	563	72	71	68
Remainder of county:					
Retail trade.....	100	4,277	106	217	174
Wholesale trade.....	26	3,319	17	50	x
Selected Service trades.....	55	341	56	24	22

x Not available

1/ See General Description on this page for changes from the 1939 Census of Business in the coverage of Service Trades.

2/ Includes employees paid for less than the full workweek.

GENERAL DESCRIPTION OF PRELIMINARY RELEASES FOR THE 1948 CENSUS OF BUSINESS

This series of releases, of which one is planned for each county in the United States, presents preliminary results of the 1948 Census of Business. The information is based on reports submitted by business establishments for that Census. The figures shown are preliminary, and are subject to revision in the final Census publications, but the changes are expected to be relatively minor with respect to coverage. The final Census figures will be issued in a series of Business Census bulletins which will show additional detailed kind-of-business information for all places where there are a sufficient number of establishments.

The 1948 Census of Business was taken under the provision of the Act of June 19, 1948, which provides that the Business Census be taken for 1948 and for each fifth year thereafter. Previous Business Censuses were taken for the years 1929, 1933, 1935, and 1939.

Scope of the Census.—The 1948 Census of Business covered all establishments in the following trades, as defined by the Standard Industrial Classification Manual, May 1949 issue, of the Executive Office of the President: all retail trades; all wholesale trades; all service trades in the following four groups—personal services, business services, automobile repairs and services, and miscellaneous repair services; hotels; tourist courts and camps; and amusements, including motion picture theaters. Some important services not covered are radio broadcasting and television, medical and health, legal, educational, nonprofit, accounting, and domestic services.

This coverage is similar to that of the 1939 Business Census. However, "custom trades" and "services incidental to transportation," which are no longer included in the standard classification of the service trades, are not covered by the 1948 Census. In a number of localities, these exclusions as well as

other changes in the standard classification may have a considerable effect in comparing 1948 with 1939 data, particularly with respect to establishment count.

Establishment definition.—For Census purposes, a business establishment is defined to include only enterprises conducted from a recognizable place of business, provided that the annual sales were in excess of \$5,000 for a wholesale trade establishment and \$500 for establishments in other trades. A detailed analysis of coverage will be provided in future Censuses of Business publications.

"Number of establishments" is the number of separate business locations, rather than the number of business companies or organizations, since the Census figures represent information reported separately for each business location or establishment. The establishment count reflects the number of places in business at the end of 1948 excluding administrative and executive offices of multiunit organizations, and "chain store" warehouses.

Sales and receipts.—"1948 sales and receipts" represents sales of merchandise and receipts from repairs and other services to customers. The figures reflect deductions for returned goods and allowances, but not for trade-in allowances; they exclude sales and excise taxes collected from customers and paid directly to any taxing agency.

Proprietors.—"Active proprietors..." represents owners and partners of unincorporated businesses who devoted the major portion of their time to the business in November 1948.

Employment.—"Number of paid employees..." represents all employees on the pay roll for the pay period ending nearest November 15, 1948. "Full workweek" employees, whether regular or seasonal, are those who in the November 15 pay period were paid for working at least the number of hours typically worked in a week by employees of the reporting establishment.

1948 CENSUS OF BUSINESS

U. S. DEPARTMENT OF COMMERCE
BUREAU OF THE CENSUS

RETAIL, WHOLESALE, SERVICE TRADES

PRELIMINARY

For Release April 10, 1950

Release Series BC-1P-15-041

HASKELL COUNTY, KANS.

Retail, wholesale, and service establishments located in Haskell County, Kansas, showed a substantial expansion in dollar volume of trade from 1939 to 1948 according to preliminary figures from the 1948 Census of Business released today by the Bureau of the Census, U. S. Department of Commerce.

Retail sales in the county during 1948 aggregated \$2.6 million, an increase of 550 percent over the \$0.4 million in 1939, when the preceding Census of Business was taken. Wholesale sales in the county reached a total of \$8.0 million in 1948 as compared with \$0.2 million in 1939. The service trades included in the Census of Business recorded receipts totaling \$45,000 in 1948 compared with \$15,000 in 1939.

Employment in the county also rose over the 9-year period between 1939 and 1948 for the above trades. Establishments in these trades reported a combined total of 108 paid employees for the workweek ended nearest November 15, 1948. This compared with a total of 37 employees reported for the week of November 15, 1939.

These preliminary figures have been derived from a Census report on Haskell County, Kansas. Final figures, superseding the preliminary data for Haskell County, will be included in a Bulletin for the State of Kansas to be issued in several months. Similar data will be made available this year in preliminary and final form for each of the counties and States. A single copy of the preliminary release for Haskell County as well as an order blank for other area releases may be obtained by writing to the Bureau of the Census, Washington 25, D. C.

Table 1.—CENSUS OF BUSINESS PRELIMINARY RESULTS FOR 1948, BY TRADE GROUP

HASKELL COUNTY, KANS.

Trade group and kind of business	Number of establishments	1948 sales and receipts (Thousand dollars)	Active proprietors of unincorporated businesses Nov. 1948	Paid employees, workweek ended nearest Nov. 15, 1948	
				Total employees ¹	Full workweek employees
RETAIL TRADE, total.....	37	2,565	47	77	63
Eating and drinking places.....	9	171	12	11	6
Gasoline service stations.....	7	163	7	10	9
All other retail stores.....	21	2,231	28	56	48
WHOLESALE TRADE.....	16	8,038	5	25	x
SELECTED SERVICE TRADES ^{2/}	8	45	9	6	1

x Not available.

^{1/} Includes employees paid for less than the full workweek.

^{2/} See General Description on last page for changes from the 1939 Census of Business in the coverage of Service Trades.

GENERAL DESCRIPTION OF PRELIMINARY RELEASES FOR THE 1948 CENSUS OF BUSINESS

This series of releases, of which one is planned for each county in the United States, presents preliminary results of the 1948 Census of Business. The information is based on reports submitted by business establishments for that Census. The figures shown are preliminary, and are subject to revision in the final Census publications, but the changes are expected to be relatively minor with respect to coverage. The final Census figures will be issued in a series of Business Census bulletins which will show additional detailed kind-of-business information for all places where there are a sufficient number of establishments.

The 1948 Census of Business was taken under the provision of the Act of June 19, 1948, which provides that the Business Census be taken for 1948 and for each fifth year thereafter. Previous Business Censuses were taken for the years 1929, 1933, 1935, and 1939.

Scope of the Census.—The 1948 Census of Business covered all establishments in the following trades, as defined by the Standard Industrial Classification Manual, May 1949 issue, of the Executive Office of the President: all retail trades; all wholesale trades; all service trades in the following four groups—personal services, business services, automobile repairs and services, and miscellaneous repair services; hotels; tourist courts and camps; and amusements, including motion picture theaters. Some important services not covered are radio broadcasting and television, medical and health, legal, educational, nonprofit, accounting, and domestic services.

This coverage is similar to that of the 1939 Business Census. However, "custom trades" and "services incidental to transportation," which are no longer included in the standard classification of the service trades, are not covered by the 1948 Census. In a number of localities, these exclusions as well as other changes in the standard classification may have a considerable effect in comparing

1948 with 1939 data, particularly with respect to establishment count.

Establishment definition.—For Census purposes, a business establishment is defined to include only enterprises conducted from a recognizable place of business, provided that the annual sales were in excess of \$5,000 for a wholesale trade establishment and \$500 for establishments in other trades. A detailed analysis of coverage will be provided in future Census of Business publications.

"Number of establishments" is the number of separate business locations, rather than the number of business companies or organizations, since the Census figures represent information reported separately for each business location or establishment. The establishment count reflects the number of places in business at the end of 1948 excluding administrative and executive offices of multiunit organizations, and "chain store" warehouses.

Sales and receipts.—"1948 sales and receipts" represents sales of merchandise and receipts from repairs and other services to customers. The figures reflect deductions for returned goods and allowances, but not for trade-in allowances; they exclude sales and excise taxes collected from customers and paid directly to any taxing agency.

Proprietors.—"Active proprietors..." represents owners and partners of unincorporated businesses who devoted the major portion of their time to the business in November 1948.

Employment.—"Number of paid employees..." represents all employees on the pay roll for the pay period ending nearest November 15, 1948. "Full workweek" employees, whether regular or seasonal, are those who in the November 15 pay period were paid for working at least the number of hours typically worked in a week by employees of the reporting establishment.

1948 CENSUS OF BUSINESS

RETAIL, WHOLESALE, SERVICE TRADES

U. S. DEPARTMENT OF COMMERCE
BUREAU OF THE CENSUS

PRELIMINARY

For Release April 10, 1950

Release Series BC-1P-15-042

HODGEMAN COUNTY, KANS.

Retail, wholesale, and service establishments located in Hodgeman County, Kansas, showed a substantial expansion in dollar volume of trade from 1939 to 1948 according to preliminary figures from the 1948 Census of Business released today by the Bureau of the Census, U. S. Department of Commerce.

Retail sales in the county during 1948 aggregated \$2.2 million, an increase of 450 percent over the \$0.4 million in 1939, when the preceding Census of Business was taken. Wholesale sales in the county reached a total of \$3.7 million in 1948 as compared with \$0.2 million in 1939. The service trades included in the Census of Business recorded receipts totaling \$54,000 in 1948 compared with \$19,000 in 1939.

Employment in the county also rose over the 9-year period between 1939 and 1948 for the above trades. Establishments in these trades reported a combined total of 98 paid employees for the workweek ended nearest November 15, 1948. This compared with a total of 49 employees reported for the week of November 15, 1939.

These preliminary figures have been derived from a Census report on Hodgeman County, Kansas. Final figures, superseding the preliminary data for Hodgeman County, will be included in a Bulletin for the State of Kansas to be issued in several months. Similar data will be made available this year in preliminary and final form for each of the counties and States. A single copy of the preliminary release for Hodgeman County as well as an order blank for other area releases may be obtained by writing to the Bureau of the Census, Washington 25, D. C.

Table 1.—CENSUS OF BUSINESS PRELIMINARY RESULTS FOR 1948, BY TRADE GROUP
HODGEMAN COUNTY, KANS.

Trade group and kind of business	Number of establishments	1948 sales and receipts (Thousand dollars)	Active proprietors of unincorporated businesses Nov. 1948	Paid employees, workweek ended nearest Nov. 15, 1948	
				Total employees ¹	Full workweek employees
RETAIL TRADE, total.....	33	2,205	42	76	62
Food group.....	5	426	10	9	8
Eating and drinking places.....	5	127	7	14	11
Gasoline service stations.....	7	405	7	14	11
All other retail stores.....	16	1,247	18	39	32
WHOLESALE TRADE.....	11	3,734	6	21	x
SELECTED SERVICE TRADES ^{2/}	7	54	7	1	-

x Not available.

^{1/} Includes employees paid for less than the full workweek.

^{2/} See General Description on last page for changes from the 1939 Census of Business in the coverage of Service Trades.

GENERAL DESCRIPTION OF PRELIMINARY RELEASES FOR THE 1948 CENSUS OF BUSINESS

This series of releases, of which one is planned for each county in the United States, presents preliminary results of the 1948 Census of Business. The information is based on reports submitted by business establishments for that Census. The figures shown are preliminary, and are subject to revision in the final Census publications, but the changes are expected to be relatively minor with respect to coverage. The final Census figures will be issued in a series of Business Census bulletins which will show additional detailed kind-of-business information for all places where there are a sufficient number of establishments.

The 1948 Census of Business was taken under the provision of the Act of June 19, 1948, which provides that the Business Census be taken for 1948 and for each fifth year thereafter. Previous Business Censuses were taken for the years 1929, 1933, 1935, and 1939.

Scope of the Census.—The 1948 Census of Business covered all establishments in the following trades, as defined by the Standard Industrial Classification Manual, May 1949 issue, of the Executive Office of the President: all retail trades; all wholesale trades; all service trades in the following four groups—personal services, business services, automobile repairs and services, and miscellaneous repair services; hotels; tourist courts and camps; and amusements, including motion picture theaters. Some important services not covered are radio broadcasting and television, medical and health, legal, educational, nonprofit, accounting, and domestic services.

This coverage is similar to that of the 1939 Business Census. However, "custom trades" and "services incidental to transportation," which are no longer included in the standard classification of the service trades, are not covered by the 1948 Census. In a number of localities, these exclusions as well as other changes in the standard classification may have a considerable effect in comparing

1948 with 1939 data, particularly with respect to establishment count.

Establishment definition.—For Census purposes, a business establishment is defined to include only enterprises conducted from a recognizable place of business, provided that the annual sales were in excess of \$5,000 for a wholesale trade establishment and \$500 for establishments in other trades. A detailed analysis of coverage will be provided in future Census of Business publications.

"Number of establishments" is the number of separate business locations, rather than the number of business companies or organizations, since the Census figures represent information reported separately for each business location or establishment. The establishment count reflects the number of places in business at the end of 1948 excluding administrative and executive offices of multiunit organizations, and "chain store" warehouses.

Sales and receipts.—"1948 sales and receipts" represents sales of merchandise and receipts from repairs and other services to customers. The figures reflect deductions for returned goods and allowances, but not for trade-in allowances; they exclude sales and excise taxes collected from customers and paid directly to any taxing agency.

Proprietors.—"Active proprietors..." represents owners and partners of unincorporated businesses who devoted the major portion of their time to the business in November 1948.

Employment.—"Number of paid employees..." represents all employees on the pay roll for the pay period ending nearest November 15, 1948. "Full workweek" employees, whether regular or seasonal, are those who in the November 15 pay period were paid for working at least the number of hours typically worked in a week by employees of the reporting establishment.

1948 CENSUS OF BUSINESS

RETAIL, WHOLESALE, SERVICE TRADES

U. S. DEPARTMENT OF COMMERCE
BUREAU OF THE CENSUS

PRELIMINARY

For Release April 17, 1950

Release Series BC-1P-15-043

JACKSON COUNTY, KANS.

Retail, wholesale, and service establishments located in Jackson County, Kansas, showed a substantial expansion in dollar volume of trade from 1939 to 1948 according to preliminary figures from the 1948 Census of Business released today by the Bureau of the Census, U. S. Department of Commerce.

Retail sales in the county during 1948 aggregated \$8.1 million, an increase of 268 percent over the \$2.2 million in 1939, when the preceding Census of Business was taken. Wholesale sales in the county reached a total of \$3.5 million in 1948 as compared with \$1.2 million in 1939. The service trades included in the Census of Business recorded receipts totaling \$214,000 in 1948 compared with \$82,000 in 1939.

Employment in the county also rose over the 9-year period between 1939 and 1948 for the above trades. Establishments in these trades reported a combined total of 445 paid employees for the workweek ended nearest November 15, 1948. This compared with a total of 339 employees reported for the week of November 15, 1939.

These preliminary figures have been derived from a Census report on Jackson County, Kansas, which also includes data for the city of Holton. Final figures, superseding the preliminary data for Jackson County, will be included in a Bulletin for the State of Kansas to be issued in several months. Similar data will be made available this year in preliminary and final form for each of the counties and States. A single copy of the preliminary release for Jackson County as well as an order blank for other area releases may be obtained by writing to the Bureau of the Census, Washington 25, D. C.

Table 1.—CENSUS OF BUSINESS PRELIMINARY RESULTS FOR 1948, BY TRADE GROUP

JACKSON COUNTY, KANS.

Trade group and kind of business	Number of establishments	1948 sales and receipts (Thousand dollars)	Active proprietors of unincorporated businesses Nov. 1948	Paid employees, workweek ended nearest Nov. 15, 1948	
				Total employees ¹	Full workweek employees
RETAIL TRADE, total.....	189	8,125	192	360	239
Food group.....	34	1,722	34	68	38
Eating and drinking places.....	27	497	28	67	36
General merchandise grp, general stores.	9	512	9	31	18
Furniture-home furnishgs-appliance grp.	7	165	7	10	7
Automotive group.....	15	1,151	17	30	29
Gasoline service stations.....	32	1,047	35	51	40
Lumber-building-hardware group.....	30	1,612	31	55	43
Drug and proprietary stores.....	6	171	6	11	8
All other retail stores.....	29	1,248	25	37	20
WHOLESALE TRADE.....	20	3,468	10	67	x
SELECTED SERVICE TRADES, ^{2/} total.....	52	214	56	18	8
Personal services.....	23	104	25	15	6
All other service trades.....	29	110	31	3	2

x Not available.

^{1/} Includes employees paid for less than the full workweek.

^{2/} See General Description on last page for changes from the 1939 Census of Business in the coverage of Service Trades.

Table 2.—CENSUS OF BUSINESS PRELIMINARY RESULTS FOR 1948 FOR CITIES OF 2,500 INHABITANTS OR MORE
JACKSON COUNTY, KANS.

(Data omitted for trade groups where necessary to avoid disclosure)

City and trade group ¹	Number of establishments	1948 sales and receipts (Thousand dollars)	Active proprietors of unincorporated businesses Nov. 1948	Paid employees, workweek ended nearest Nov. 15, 1948	
				Total employees ²	Full workweek employees
Holton:					
Retail trade.....	105	5,811	102	302	195
Selected service trades....	29	127	32	17	8
Remainder of county:					
Retail trade.....	84	2,314	90	58	44
Selected service trades....	23	87	24	1	-

1/ See General Description on this page for changes from the 1939 Census of Business in the coverage of Service Trades.

2/ Includes employees paid for less than the full workweek.

GENERAL DESCRIPTION OF PRELIMINARY RELEASES FOR THE 1948 CENSUS OF BUSINESS

This series of releases, of which one is planned for each county in the United States, presents preliminary results of the 1948 Census of Business. The information is based on reports submitted by business establishments for that Census. The figures shown are preliminary, and are subject to revision in the final Census publications, but the changes are expected to be relatively minor with respect to coverage. The final Census figures will be issued in a series of Business Census bulletins which will show additional detailed kind-of-business information for all places where there are a sufficient number of establishments.

The 1948 Census of Business was taken under the provision of the Act of June 19, 1948, which provides that the Business Census be taken for 1948 and for each fifth year thereafter. Previous Business Censuses were taken for the years 1929, 1933, 1935, and 1939.

Scope of the Census.—The 1948 Census of Business covered all establishments in the following trades, as defined by the Standard Industrial Classification Manual, May 1949 issue, of the Executive Office of the President: all retail trades; all wholesale trades; all service trades in the following four groups—personal services, business services, automobile repairs and services, and miscellaneous repair services; hotels; tourist courts and camps; and amusements, including motion picture theaters. Some important services not covered are radio broadcasting and television, medical and health, legal, educational, nonprofit, accounting, and domestic services.

This coverage is similar to that of the 1939 Business Census. However, "custom trades" and "services incidental to transportation," which are no longer included in the standard classification of the service trades, are not covered by the 1948 Census. In a number of localities, these exclusions as well as other changes in the standard classification may have

a considerable effect in comparing 1948 with 1939 data, particularly with respect to establishment count.

Establishment definition.—For Census purposes, a business establishment is defined to include only enterprises conducted from a recognizable place of business, provided that the annual sales were in excess of \$5,000 for a wholesale trade establishment and \$500 for establishments in other trades. A detailed analysis of coverage will be provided in future Census of Business publications.

"Number of establishments" is the number of separate business locations, rather than the number of business companies or organizations, since the Census figures represent information reported separately for each business location or establishment. The establishment count reflects the number of places in business at the end of 1948 excluding administrative and executive offices of multiunit organizations, and "chain store" warehouses.

Sales and receipts.—"1948 sales and receipts" represents sales of merchandise and receipts from repairs and other services to customers. The figures reflect deductions for returned goods and allowances, but not for trade-in allowances; they exclude sales and excise taxes collected from customers and paid directly to any taxing agency.

Proprietors.—"Active proprietors..." represents owners and partners of unincorporated businesses who devoted the major portion of their time to the business in November 1948.

Employment.—"Number of paid employees..." represents all employees on the pay roll for the pay period ending nearest November 15, 1948. "Full workweek" employees, whether regular or seasonal, are those who in the November 15 pay period were paid for working at least the number of hours typically worked in a week by employees of the reporting establishment.

1948 CENSUS OF BUSINESS

RETAIL, WHOLESALE, SERVICE TRADES

U. S. DEPARTMENT OF COMMERCE
BUREAU OF THE CENSUS

PRELIMINARY

For Release May 1, 1950

Release Series BC-1P-15-044

JEFFERSON COUNTY, KANS.

Retail, wholesale, and service establishments located in Jefferson County, Kansas, showed a substantial expansion in dollar volume of trade from 1939 to 1948 according to preliminary figures from the 1948 Census of Business released today by the Bureau of the Census, U. S. Department of Commerce.

Retail sales in the county during 1948 aggregated \$7.0 million, an increase of 367 percent over the \$1.5 million in 1939, when the preceding Census of Business was taken. Wholesale sales in the county reached a total of \$3.4 million in 1948 as compared with \$1.4 million in 1939. The service trades included in the Census of Business recorded receipts totaling \$182,000 in 1948 compared with \$166,000 in 1939.

Employment in the county also rose over the 9-year period between 1939 and 1948 for the above trades. Establishments in these trades reported a combined total of 333 paid employees for the workweek ended nearest November 15, 1948. This compared with a total of 179 employees reported for the week of November 15, 1939.

These preliminary figures have been derived from a Census report on Jefferson County, Kansas. Final figures, superseding the preliminary data for Jefferson County, will be included in a Bulletin for the State of Kansas to be issued in several months. Similar data will be made available this year in preliminary and final form for each of the counties and States. A single copy of the preliminary release for Jefferson County as well as an order blank for other area releases may be obtained by writing to the Bureau of the Census, Washington 25, D. C.

Table 1.—CENSUS OF BUSINESS PRELIMINARY RESULTS FOR 1948, BY TRADE GROUP

JEFFERSON COUNTY, KANS.

Trade group and kind of business	Number of establishments	1948 sales and receipts (Thousand dollars)	Active proprietors of unincorporated businesses Nov. 1948	Paid employees, workweek ended nearest Nov. 15, 1948	
				Total employees ¹	Full workweek employees
RETAIL TRADE, total.....	187	6,969	191	296	214
Food group.....	40	1,812	44	63	39
Eating and drinking places.....	27	317	31	65	46
General merchandise grp, general stores.	6	155	8	11	7
Apparel group.....	5	96	6	1	1
Furniture-home furnishgs-appliance grp.	10	223	8	17	12
Automotive group.....	8	759	8	25	23
Gasoline service stations.....	36	803	36	19	12
Lumber-building-hardware group.....	31	1,880	26	67	59
Drug and proprietary stores.....	9	201	10	14	6
All other retail stores.....	15	723	14	14	9
WHOLESALE TRADE.....	25	3,449	23	28	x
SELECTED SERVICE TRADES ^{2/} total.....	41	182	44	9	6
Personal services.....	24	76	25	3	2
All other service trades.....	17	106	19	6	4

x Not available.

^{1/} Includes employees paid for less than the full workweek.

^{2/} See General Description on this page for changes from the 1939 Census of Business in the coverage of Service Trades.

GENERAL DESCRIPTION OF PRELIMINARY RELEASES FOR THE 1948 CENSUS OF BUSINESS

This series of releases, of which one is planned for each county in the United States, presents preliminary results of the 1948 Census of Business. The information is based on reports submitted by business establishments for that Census. The figures shown are preliminary, and are subject to revision in the final Census publications, but the changes are expected to be relatively minor with respect to coverage. The final Census figures will be issued in a series of Business Census bulletins which will show additional detailed kind-of-business information for all places where there are a sufficient number of establishments.

The 1948 Census of Business was taken under the provision of the Act of June 19, 1948, which provides that the Business Census be taken for 1948 and for each fifth year thereafter. Previous Business Censuses were taken for the years 1929, 1933, 1935, and 1939.

Scope of the Census.—The 1948 Census of Business covered all establishments in the following trades, as defined by the Standard Industrial Classification Manual, May 1949 issue, of the Executive Office of the President: all retail trades; all wholesale trades; all service trades in the following four groups—personal services, business services, automobile repairs and services, and miscellaneous repair services; hotels; tourist courts and camps; and amusements, including motion picture theaters. Some important services not covered are radio broadcasting and television, medical and health, legal, educational, nonprofit, accounting, and domestic services.

This coverage is similar to that of the 1939 Business Census. However, "custom trades" and "services incidental to transportation," which are no longer included in the standard classification of the service trades, are not covered by the 1948 Census. In a number of localities, these exclusions as well as

other changes in the standard classification may have a considerable effect in comparing 1948 with 1939 data, particularly with respect to establishment count.

Establishment definition.—For Census purposes, a business establishment is defined to include only enterprises conducted from a recognizable place of business, provided that the annual sales were in excess of \$5,000 for a wholesale trade establishment and \$500 for establishments in other trades. A detailed analysis of coverage will be provided in future Census of Business publications.

"Number of establishments" is the number of separate business locations, rather than the number of business companies or organizations, since the Census figures represent information reported separately for each business location or establishment. The establishment count reflects the number of places in business at the end of 1948 excluding administrative and executive offices of multinit organizations, and "chain store" warehouses.

Sales and receipts.—"1948 sales and receipts" represents sales of merchandise and receipts from repairs and other services to customers. The figures reflect deductions for returned goods and allowances, but not for trade-in allowances; they exclude sales and excise taxes collected from customers and paid directly to any taxing agency.

Proprietors.—"Active proprietors..." represents owners and partners of unincorporated businesses who devoted the major portion of their time to the business in November 1948.

Employment.—"Number of paid employees..." represents all employees on the pay roll for the pay period ending nearest November 15, 1948. "Full workweek" employees, whether regular or seasonal, are those who in the November 15 pay period were paid for working at least the number of hours typically worked in a week by employees of the reporting establishment.

1948 CENSUS OF BUSINESS

RETAIL, WHOLESALE, SERVICE TRADES

U. S. DEPARTMENT OF COMMERCE
BUREAU OF THE CENSUS

PRELIMINARY

For Release May 1, 1950

Release Series BC-1P-15-045

JEWELL COUNTY, KANS.

Retail, wholesale, and service establishments located in Jewell County, Kansas, showed a substantial expansion in dollar volume of trade from 1939 to 1948 according to preliminary figures from the 1948 Census of Business released today by the Bureau of the Census, U. S. Department of Commerce.

Retail sales in the county during 1948 aggregated \$5.2 million, an increase of 206 percent over the \$1.7 million in 1939, when the preceding Census of Business was taken. Wholesale sales in the county reached a total of \$3.6 million in 1948 as compared with \$1.1 million in 1939. The service trades included in the Census of Business recorded receipts totaling \$107,000 in 1948 compared with \$81,000 in 1939.

Employment in the county also rose over the 9-year period between 1939 and 1948 for the above trades. Establishments in these trades reported a combined total of 305 paid employees for the workweek ended nearest November 15, 1948. This compared with a total of 236 employees reported for the week of November 15, 1939.

These preliminary figures have been derived from a Census report on Jewell County, Kansas. Final figures, superseding the preliminary data for Jewell County, will be included in a Bulletin for the State of Kansas to be issued in several months. Similar data will be made available this year in preliminary and final form for each of the counties and States. A single copy of the preliminary release for Jewell County as well as an order blank for other area releases may be obtained by writing to the Bureau of the Census, Washington 25, D. C.

Table 1.—CENSUS OF BUSINESS PRELIMINARY RESULTS FOR 1948, BY TRADE GROUP

JEWELL COUNTY, KANS.

Trade group and kind of business	Number of establishments	1948 sales and receipts (Thousand dollars)	Active proprietors of unincorporated businesses Nov. 1948	Paid employees, workweek ended nearest Nov. 15, 1948	
				Total employees ¹	Full workweek employees
RETAIL TRADE, total.....	149	5,248	145	240	178
Food group.....	32	1,156	33	45	26
Eating and drinking places.....	21	261	23	32	18
Gasoline service stations.....	31	693	29	27	22
All other retail stores.....	65	3,138	60	136	112
WHOLESALE TRADE.....	26	3,585	13	60	x
SELECTED SERVICE TRADES, ^{2/} total.....	37	107	37	5	3
Personal services.....	19	54	19	4	3
All other service trades.....	18	53	18	1	-

x Not available.

^{1/} Includes employees paid for less than the full workweek.

^{2/} See General Description on last page for changes from the 1939 Census of Business in the coverage of Service Trades.

GENERAL DESCRIPTION OF PRELIMINARY RELEASES FOR THE 1948 CENSUS OF BUSINESS

This series of releases, of which one is planned for each county in the United States, presents preliminary results of the 1948 Census of Business. The information is based on reports submitted by business establishments for that Census. The figures shown are preliminary, and are subject to revision in the final Census publications, but the changes are expected to be relatively minor with respect to coverage. The final Census figures will be issued in a series of Business Census bulletins which will show additional detailed kind-of-business information for all places where there are a sufficient number of establishments.

The 1948 Census of Business was taken under the provision of the Act of June 19, 1948, which provides that the Business Census be taken for 1948 and for each fifth year thereafter. Previous Business Censuses were taken for the years 1929, 1933, 1935, and 1939.

Scope of the Census.—The 1948 Census of Business covered all establishments in the following trades, as defined by the Standard Industrial Classification Manual, May 1949 issue, of the Executive Office of the President: all retail trades; all wholesale trades; all service trades in the following four groups—personal services, business services, automobile repairs and services, and miscellaneous repair services; hotels; tourist courts and camps; and amusements, including motion picture theaters. Some important services not covered are radio broadcasting and television, medical and health, legal, educational, nonprofit, accounting, and domestic services.

This coverage is similar to that of the 1939 Business Census. However, "custom trades" and "services incidental to transportation," which are no longer included in the standard classification of the service trades, are not covered by the 1948 Census. In a number of localities, these exclusions as well as other changes in the standard classification may have a considerable effect in comparing

1948 with 1939 data, particularly with respect to establishment count.

Establishment definition.—For Census purposes, a business establishment is defined to include only enterprises conducted from a recognizable place of business, provided that the annual sales were in excess of \$5,000 for a wholesale trade establishment and \$500 for establishments in other trades. A detailed analysis of coverage will be provided in future Census of Business publications.

"Number of establishments" is the number of separate business locations, rather than the number of business companies or organizations, since the Census figures represent information reported separately for each business location or establishment. The establishment count reflects the number of places in business at the end of 1948 excluding administrative and executive offices of multiunit organizations, and "chain store" warehouses.

Sales and receipts.—"1948 sales and receipts" represents sales of merchandise and receipts from repairs and other services to customers. The figures reflect deductions for returned goods and allowances, but not for trade-in allowances; they exclude sales and excise taxes collected from customers and paid directly to any taxing agency.

Proprietors.—"Active proprietors..." represents owners and partners of unincorporated businesses who devoted the major portion of their time to the business in November 1948.

Employment.—"Number of paid employees..." represents all employees on the pay roll for the pay period ending nearest November 15, 1948. "Full workweek" employees, whether regular or seasonal, are those who in the November 15 pay period were paid for working at least the number of hours typically worked in a week by employees of the reporting establishment.

1948 CENSUS OF BUSINESS

RETAIL, WHOLESALE, SERVICE TRADES

U. S. DEPARTMENT OF COMMERCE
BUREAU OF THE CENSUS

PRELIMINARY

For Release April 10, 1950

Release Series BC-1P-15-046

JOHNSON COUNTY, KANS.

Retail, wholesale, and service establishments located in Johnson County, Kansas, showed a substantial expansion in dollar volume of trade from 1939 to 1948 according to preliminary figures from the 1948 Census of Business released today by the Bureau of the Census, U. S. Department of Commerce.

Retail sales in the county during 1948 aggregated \$24.2 million, an increase of 310 percent over the \$5.9 million in 1939, when the preceding Census of Business was taken. Wholesale sales in the county reached a total of \$37.2 million in 1948 as compared with \$1.6 million in 1939. The service trades included in the Census of Business recorded receipts totaling \$1.2 million in 1948 compared with \$0.3 million in 1939.

Employment in the county also rose over the 9-year period between 1939 and 1948 for the above trades. Establishments in these trades reported a combined total of 1545 paid employees for the workweek ended nearest November 15, 1948. This compared with a total of 771 employees reported for the week of November 15, 1939.

These preliminary figures have been derived from a Census report on Johnson County, Kansas, which also includes data for the City of Olathe. Final figures, superseding the preliminary data for Johnson County, will be included in a Bulletin for the State of Kansas to be issued in several months. Similar data will be made available this year in preliminary and final form for each of the counties and States. A single copy of the preliminary release for Johnson County as well as an order blank for other area releases may be obtained by writing to the Bureau of the Census, Washington 25, D. C.

Table 1.—CENSUS OF BUSINESS PRELIMINARY RESULTS FOR 1948, BY TRADE GROUP

JOHNSON COUNTY, KANS.

Trade group and kind of business	Number of establishments	1948 sales and receipts (Thousand dollars)	Active proprietors of unincorporated businesses Nov. 1948	Paid employees, workweek ended nearest Nov. 15, 1948	
				Total employees ¹	Full workweek employees
RETAIL TRADE, total.....	455	24,224	449	1,200	941
Food group.....	105	8,422	104	294	201
Eating and drinking places.....	75	1,509	86	275	218
General merchandise grp, general stores	19	598	17	42	28
Apparel group.....	21	565	16	32	26
Furniture-home furnishings-appliance grp	25	1,243	17	59	48
Automotive group.....	27	3,947	27	119	113
Gasoline service stations.....	89	2,447	95	102	79
Lumber-building-hardware group.....	38	3,046	25	123	111
Drug and proprietary stores.....	23	1,337	22	107	85
All other retail stores.....	33	1,110	40	47	32
WHOLESALE TRADE.....	43	37,151	45	204	x
SELECTED SERVICE TRADES ² /total.....	137	1,191	145	141	114
Personal services.....	83	679	90	102	87
All other service trades.....	54	512	55	39	27
TOURIST COURTS AND CAMPS.....	8	44	9	3	2
AMUSEMENTS....	16	505	7	81	x

x Not available.

1/ Includes employees paid for less than the full workweek.

2/ See General Description on last page for changes from the 1939 Census of Business in the coverage of Service Trades.

Table 2.—CENSUS OF BUSINESS PRELIMINARY RESULTS FOR 1948 FOR CITIES OF 2,500 INHABITANTS OR MORE

JOHNSON COUNTY, KANS.

(Data omitted for trade groups where necessary to avoid disclosure)

City and trade group ¹	Number of establishments	1948 sales and receipts (Thousand dollars)	Active proprietors of unincorporated businesses Nov. 1948	Paid employees, workweek ended nearest Nov. 15, 1948	
				Total employees ²	Full workweek employees
Olathe:					
Retail trade.....	98	7,752	95	341	294
Selected service trades..	32	224	34	24	18
Remainder of county:					
Retail trade.....	357	16,472	354	859	647
Selected service trades..	105	967	111	117	96

1/ See General Description on this page for changes from the 1939 Census of Business in the coverage of Service Trades.

2/ Includes employees paid for less than the full workweek.

GENERAL DESCRIPTION OF PRELIMINARY RELEASES FOR THE 1948 CENSUS OF BUSINESS

This series of releases, of which one is planned for each county in the United States, presents preliminary results of the 1948 Census of Business. The information is based on reports submitted by business establishments for that Census. The figures shown are preliminary, and are subject to revision in the final Census publications, but the changes are expected to be relatively minor with respect to coverage. The final Census figures will be issued in a series of Business Census bulletins which will show additional detailed kind-of-business information for all places where there are a sufficient number of establishments.

The 1948 Census of Business was taken under the provision of the Act of June 19, 1948, which provides that the Business Census be taken for 1948 and for each fifth year thereafter. Previous Business Censuses were taken for the years 1929, 1933, 1935, and 1939.

Scope of the Census.—The 1948 Census of Business covered all establishments in the following trades, as defined by the Standard Industrial Classification Manual, May 1949 issue, of the Executive Office of the President: all retail trades; all wholesale trades; all service trades in the following four groups—personal services, business services, automobile repairs and services, and miscellaneous repair services; hotels; tourist courts and camps; and amusements, including motion picture theaters. Some important services not covered are radio broadcasting and television, medical and health, legal, educational, nonprofit, accounting, and domestic services.

This coverage is similar to that of the 1939 Business Census. However, "custom trades" and "services incidental to transportation," which are no longer included in the standard classification of the service trades, are not covered by the 1948 Census. In a number of localities, these exclusions as well as

other changes in the standard classification may have a considerable effect in comparing 1948 with 1939 data, particularly with respect to establishment count.

Establishment definition.—For Census purposes, a business establishment is defined to include only enterprises conducted from a recognizable place of business, provided that the annual sales were in excess of \$5,000 for a wholesale trade establishment and \$500 for establishments in other trades. A detailed analysis of coverage will be provided in future Census of Business publications.

"Number of establishments" is the number of separate business locations, rather than the number of business companies or organizations, since the Census figures represent information reported separately for each business location or establishment. The establishment count reflects the number of places in business at the end of 1948 excluding administrative and executive offices of multinit organizations, and "chain store" warehouses.

Sales and receipts.—"1948 sales and receipts" represents sales of merchandise and receipts from repairs and other services to customers. The figures reflect deductions for returned goods and allowances, but not for trade-in allowances; they exclude sales and excise taxes collected from customers and paid directly to any taxing agency.

Proprietors.—"Active proprietors..." represents owners and partners of unincorporated businesses who devoted the major portion of their time to the business in November 1948.

Employment.—"Number of paid employees..." represents all employees on the pay roll for the pay period ending nearest November 15, 1948. "Full workweek" employees, whether regular or seasonal, are those who in the November 15 pay period were paid for working at least the number of hours typically worked in a week by employees of the reporting establishment.

1948 CENSUS OF BUSINESS

U. S. DEPARTMENT OF COMMERCE
BUREAU OF THE CENSUS

RETAIL, WHOLESALE, SERVICE TRADES

PRELIMINARY

For Release April 27, 1950

Release Series BC-1P-15-047

KEARNY COUNTY, KANS.

Retail, wholesale, and service establishments located in Kearny County, Kansas, showed a substantial expansion in dollar volume of trade from 1939 to 1948 according to preliminary figures from the 1948 Census of Business released today by the Bureau of the Census, U. S. Department of Commerce.

Retail sales in the county during 1948 aggregated \$3.2 million, an increase of 700 percent over the \$0.4 million in 1939, when the preceding Census of Business was taken. Wholesale sales in the county reached a total of \$4.3 million in 1948 as compared with \$0.1 million in 1939. The service trades included in the Census of Business recorded receipts totaling \$95,000 in 1948 compared with \$18,000 in 1939.

Employment in the county also rose over the 9-year period between 1939 and 1948 for the above trades. Establishments in these trades reported a combined total of 203 paid employees for the workweek ended nearest November 15, 1948. This compared with a total of 53 employees reported for the week of November 15, 1939.

These preliminary figures have been derived from a Census report on Kearny County, Kansas. Final figures, superseding the preliminary data for Kearny County, will be included in a Bulletin for the State of Kansas to be issued in several months. Similar data will be made available this year in preliminary and final form for each of the counties and States. A single copy of the preliminary release for Kearny County as well as an order blank for other area releases may be obtained by writing to the Bureau of the Census, Washington 25, D. C.

Table 1.—CENSUS OF BUSINESS PRELIMINARY RESULTS FOR 1948, BY TRADE GROUP
KEARNY COUNTY, KANS.

Trade group and kind of business	Number of establishments	1948 sales and receipts (Thousand dollars)	Active proprietors of unincorporated businesses Nov. 1948	Paid employees, workweek ended nearest Nov. 15, 1948	
				Total employees ¹	Full workweek employees
RETAIL TRADE, total.....	49	3,242	49	152	126
Food group.....	6	569	5	17	13
Eating and drinking places.....	12	343	15	43	39
Gasoline service stations.....	6	210	7	7	6
All other retail stores.....	25	2,120	22	85	68
WHOLESALE TRADE.....	8	4,283	4	36	x
SELECTED SERVICE TRADES, ^{2/} total.....	13	95	15	15	13
Personal services.....	8	36	10	9	7
All other service trades.....	5	59	5	6	6

x Not available.

^{1/} Includes employees paid for less than the full workweek.

^{2/} See General Description on last page for changes from the 1939 Census of Business in the coverage of Service Trades.

GENERAL DESCRIPTION OF PRELIMINARY RELEASES FOR THE 1948 CENSUS OF BUSINESS

This series of releases, of which one is planned for each county in the United States, presents preliminary results of the 1948 Census of Business. The information is based on reports submitted by business establishments for that Census. The figures shown are preliminary, and are subject to revision in the final Census publications, but the changes are expected to be relatively minor with respect to coverage. The final Census figures will be issued in a series of Business Census bulletins which will show additional detailed kind-of-business information for all places where there are a sufficient number of establishments.

The 1948 Census of Business was taken under the provision of the Act of June 19, 1948, which provides that the Business Census be taken for 1948 and for each fifth year thereafter. Previous Business Censuses were taken for the years 1929, 1933, 1935, and 1939.

Scope of the Census.—The 1948 Census of Business covered all establishments in the following trades, as defined by the Standard Industrial Classification Manual, May 1949 issue, of the Executive Office of the President: all retail trades; all wholesale trades; all service trades in the following four groups—personal services, business services, automobile repairs and services, and miscellaneous repair services; hotels; tourist courts and camps; and amusements, including motion picture theaters. Some important services not covered are radio broadcasting and television, medical and health, legal, educational, nonprofit, accounting, and domestic services.

This coverage is similar to that of the 1939 Business Census. However, "custom trades" and "services incidental to transportation," which are no longer included in the standard classification of the service trades, are not covered by the 1948 Census. In a number of localities, these exclusions as well as other changes in the standard classification may have a considerable effect in comparing

1948 with 1939 data, particularly with respect to establishment count.

Establishment definition.—For Census purposes, a business establishment is defined to include only enterprises conducted from a recognizable place of business, provided that the annual sales were in excess of \$5,000 for a wholesale trade establishment and \$500 for establishments in other trades. A detailed analysis of coverage will be provided in future Census of Business publications.

"Number of establishments" is the number of separate business locations, rather than the number of business companies or organizations, since the Census figures represent information reported separately for each business location or establishment. The establishment count reflects the number of places in business at the end of 1948 excluding administrative and executive offices of multiunit organizations, and "chain store" warehouses.

Sales and receipts.—"1948 sales and receipts" represents sales of merchandise and receipts from repairs and other services to customers. The figures reflect deductions for returned goods and allowances, but not for trade-in allowances; they exclude sales and excise taxes collected from customers and paid directly to any taxing agency.

Proprietors.—"Active proprietors..." represents owners and partners of unincorporated businesses who devoted the major portion of their time to the business in November 1948.

Employment.—"Number of paid employees..." represents all employees on the pay roll for the pay period ending nearest November 15, 1948. "Full workweek" employees, whether regular or seasonal, are those who in the November 15 pay period were paid for working at least the number of hours typically worked in a week by employees of the reporting establishment.

1948 CENSUS OF BUSINESS

U. S. DEPARTMENT OF COMMERCE
BUREAU OF THE CENSUS

RETAIL, WHOLESALE, SERVICE TRADES

PRELIMINARY

For Release April 17, 1950

Release Series BC-1P- 15-048

KINGMAN COUNTY, KANS.

Retail, wholesale, and service establishments located in Kingman County, Kansas, showed a substantial expansion in dollar volume of trade from 1939 to 1948 according to preliminary figures from the 1948 Census of Business released today by the Bureau of the Census, U. S. Department of Commerce.

Retail sales in the county during 1948 aggregated \$8.4 million, an increase of 223 percent over the \$2.6 million in 1939, when the preceding Census of Business was taken. Wholesale sales in the county reached a total of \$7.5 million in 1948 as compared with \$2.5 million in 1939. The service trades included in the Census of Business recorded receipts totaling \$210,000 in 1948 compared \$92,000 in 1939.

Employment in the county also rose over the 9-year period between 1939 and 1948 for the above trades. Establishments in these trades reported a combined total of 495 paid employees for the workweek ended nearest November 15, 1948. This compared with a total of 324 employees reported for the week of November 15, 1939.

These preliminary figures have been derived from a Census report on Kingman County, Kansas, which also includes data for the city of Kingman. Final figures, superseding the preliminary data for Kingman County, will be included in a Bulletin for the State of Kansas to be issued in several months. Similar data will be made available this year in preliminary and final form for each of the counties and States. A single copy of the preliminary release for Kingman County as well as an order blank for other area releases may be obtained by writing to the Bureau of the Census, Washington 25, D. C.

Table 1.—CENSUS OF BUSINESS PRELIMINARY RESULTS FOR 1948, BY TRADE GROUP
KINGMAN COUNTY, KANS.

Trade group and kind of business	Number of establishments	1948 sales and receipts (Thousand dollars)	Active proprietors of unincorporated businesses Nov. 1948	Paid employees, workweek ended nearest Nov. 15, 1948	
				Total employees ¹	Full workweek employees
RETAIL TRADE, total.....	158	8,369	168	398	309
Food group.....	36	1,939	36	70	48
Eating and drinking places.....	20	375	25	62	48
Furniture-home furnishings-appliance grp	9	600	8	25	21
Automotive group.....	14	2,181	16	83	79
Gasoline service stations.....	32	836	36	39	28
Lumber-building-hardware group.....	26	1,569	24	60	46
Drug and proprietary stores.....	6	247	7	21	14
All other retail stores.....	15	622	16	38	25
WHOLESALE TRADE.....	42	7,482	18	73	x
SELECTED SERVICE TRADES, ² /total.....	38	210	43	24	20
Personal services.....	21	96	22	17	14
All other service trades.....	17	114	21	7	6

x Not available.

¹/ Includes employees paid for less than the full workweek.

²/ See General Description on last page for changes from the 1939 Census of Business in the coverage of Service Trades.

Table 2.—CENSUS OF BUSINESS PRELIMINARY RESULTS FOR 1948 FOR CITIES OF 2,500 INHABITANTS OR MORE

KINGMAN COUNTY, KANS.

(Data omitted for trade groups where necessary to avoid disclosure)

City and trade group ¹	Number of establishments	1948 sales and receipts (Thousand dollars)	Active proprietors of unincorporated businesses Nov. 1948	Paid employees, workweek ended nearest Nov. 15, 1948	
				Total employees ²	Full workweek employees
Kingman:					
Retail trade.....	85	6,292	93	306	248
Selected service trades....	20	140	24	23	20
Remainder of county:					
Retail trade.....	73	2,077	75	92	61
Selected service trades....	18	70	19	1	-

1/ See General Description on this page for changes from the 1939 Census of Business in the coverage of Service Trades.

2/ Includes employees paid for less than the full workweek.

GENERAL DESCRIPTION OF PRELIMINARY RELEASES FOR THE 1948 CENSUS OF BUSINESS

This series of releases, of which one is planned for each county in the United States, presents preliminary results of the 1948 Census of Business. The information is based on reports submitted by business establishments for that Census. The figures shown are preliminary, and are subject to revision in the final Census publications, but the changes are expected to be relatively minor with respect to coverage. The final Census figures will be issued in a series of Business Census bulletins which will show additional detailed kind-of-business information for all places where there are a sufficient number of establishments.

The 1948 Census of Business was taken under the provision of the Act of June 19, 1948, which provides that the Business Census be taken for 1948 and for each fifth year thereafter. Previous Business Censuses were taken for the years 1929, 1933, 1935, and 1939.

Scope of the Census.—The 1948 Census of Business covered all establishments in the following trades, as defined by the Standard Industrial Classification Manual, May 1949 issue, of the Executive Office of the President: all retail trades; all wholesale trades; all service trades in the following four groups—personal services, business services, automobile repairs and services, and miscellaneous repair services; hotels; tourist courts and camps; and amusements, including motion picture theaters. Some important services not covered are radio broadcasting and television, medical and health, legal, educational, nonprofit, accounting, and domestic services.

This coverage is similar to that of the 1939 Business Census. However, "custom trades" and "services incidental to transportation," which are no longer included in the standard classification of the service trades, are not covered by the 1948 Census. In a number of localities, these exclusions as well as other changes in the standard classification may have

a considerable effect in comparing 1948 with 1939 data, particularly with respect to establishment count.

Establishment definition.—For Census purposes, a business establishment is defined to include only enterprises conducted from a recognizable place of business, provided that the annual sales were in excess of \$5,000 for a wholesale trade establishment and \$500 for establishments in other trades. A detailed analysis of coverage will be provided in future Census of Business publications.

"Number of establishments" is the number of separate business locations, rather than the number of business companies or organizations, since the Census figures represent information reported separately for each business location or establishment. The establishment count reflects the number of places in business at the end of 1948 excluding administrative and executive offices of multiunit organizations, and "chain store" warehouses.

Sales and receipts.—"1948 sales and receipts" represents sales of merchandise and receipts from repairs and other services to customers. The figures reflect deductions for returned goods and allowances, but not for trade-in allowances; they exclude sales and excise taxes collected from customers and paid directly to any taxing agency.

Proprietors.—"Active proprietors..." represents owners and partners of unincorporated businesses who devoted the major portion of their time to the business in November 1948.

Employment.—"Number of paid employees..." represents all employees on the pay roll for the pay period ending nearest November 15, 1948. "Full workweek" employees, whether regular or seasonal, are those who in the November 15 pay period were paid for working at least the number of hours typically worked in a week by employees of the reporting establishment.

1948 CENSUS OF BUSINESS

U. S. DEPARTMENT OF COMMERCE
BUREAU OF THE CENSUS

RETAIL, WHOLESALE, SERVICE TRADES

PRELIMINARY

For Release April 10, 1950

Release Series BC-1P-15-049

KIOWA COUNTY, KANS.

Retail, wholesale, and service establishments located in Kiowa County, Kansas, showed a substantial expansion in dollar volume of trade from 1939 to 1948 according to preliminary figures from the 1948 Census of Business release today by the Bureau of the Census, U. S. Department of Commerce.

Retail sales in the county during 1948 aggregated \$4.9 million, an increase of 390 percent over the \$1.0 million in 1939, when the preceding Census of Business was taken. Wholesale sales in the county reached a total of \$6.5 million in 1948 as compared with \$1.0 million in 1939. The service trades included in the Census of Business recorded receipts totaling \$144,000 in 1948 compared with \$46,000 in 1939.

Employment in the county also rose over the 9-year period between 1939 and 1948 for the above trades. Establishments in these trades reported a combined total of 235 paid employees for the workweek ended nearest November 15, 1948. This compared with a total of 128 employees reported for the week of November 15, 1939.

These preliminary figures have been derived from a Census report on Kiowa County, Kansas. Final figures, superseding the preliminary data for Kiowa County, will be included in a Bulletin for the State of Kansas to be issued in several months. Similar data will be made available this year in preliminary and final form for each of the counties and States. A single copy of the preliminary release for Kiowa County as well as an order blank for other area releases may be obtained by writing to the Bureau of the Census, Washington 25, D. C.

Table 1.—CENSUS OF BUSINESS PRELIMINARY RESULTS FOR 1948, BY TRADE GROUP
KIOWA COUNTY, KANS.

Trade group and kind of business	Number of establishments	1948 sales and receipts (Thousand dollars)	Active proprietors of unincorporated businesses Nov. 1948	Paid employees, workweek ended nearest Nov. 15, 1948	
				Total employees ¹	Full workweek employees
RETAIL TRADE, total.....	81	4,886	82	182	160
Food group.....	12	1,051	11	44	30
Eating and drinking places.....	13	221	14	26	24
Gasoline service stations.....	15	583	15	18	18
All other retail stores.....	41	3,031	42	94	88
WHOLESALE TRADE.....	25	6,476	11	43	x
SELECTED SERVICE TRADES, ² /total...	34	144	36	10	8
Personal services.....	17	64	17	6	4
All other service trades.....	17	80	19	4	4

x Not available.

¹/ Includes employees paid for less than the full workweek.

²/ See General Description on last page for changes from the 1939 Census of Business in the coverage of Service Trades.

GENERAL DESCRIPTION OF PRELIMINARY RELEASES FOR THE 1948 CENSUS OF BUSINESS

This series of releases, of which one is planned for each county in the United States, presents preliminary results of the 1948 Census of Business. The information is based on reports submitted by business establishments for that Census. The figures shown are preliminary, and are subject to revision in the final Census publications, but the changes are expected to be relatively minor with respect to coverage. The final Census figures will be issued in a series of Business Census bulletins which will show additional detailed kind-of-business information for all places where there are a sufficient number of establishments.

The 1948 Census of Business was taken under the provision of the Act of June 19, 1948, which provides that the Business Census be taken for 1948 and for each fifth year thereafter. Previous Business Censuses were taken for the years 1929, 1933, 1935, and 1939.

Scope of the Census.—The 1948 Census of Business covered all establishments in the following trades, as defined by the Standard Industrial Classification Manual, May 1949 issue, of the Executive Office of the President: all retail trades; all wholesale trades; all service trades in the following four groups—personal services, business services, automobile repairs and services, and miscellaneous repair services; hotels; tourist courts and camps; and amusements, including motion picture theaters. Some important services not covered are radio broadcasting and television, medical and health, legal, educational, nonprofit, accounting, and domestic services.

This coverage is similar to that of the 1939 Business Census. However, "custom trades" and "services incidental to transportation," which are no longer included in the standard classification of the service trades, are not covered by the 1948 Census. In a number of localities, these exclusions as well as other changes in the standard classification may have a considerable effect in comparing

1948 with 1939 data, particularly with respect to establishment count.

Establishment definition.—For Census purposes, a business establishment is defined to include only enterprises conducted from a recognizable place of business, provided that the annual sales were in excess of \$5,000 for a wholesale trade establishment and \$500 for establishments in other trades. A detailed analysis of coverage will be provided in future Census of Business publications.

"Number of establishments" is the number of separate business locations, rather than the number of business companies or organizations, since the Census figures represent information reported separately for each business location or establishment. The establishment count reflects the number of places in business at the end of 1948 excluding administrative and executive offices of multiunit organizations, and "chain store" warehouses.

Sales and receipts.—"1948 sales and receipts" represents sales of merchandise and receipts from repairs and other services to customers. The figures reflect deductions for returned goods and allowances, but not for trade-in allowances; they exclude sales and excise taxes collected from customers and paid directly to any taxing agency.

Proprietors.—"Active proprietors..." represents owners and partners of unincorporated businesses who devoted the major portion of their time to the business in November 1948.

Employment.—"Number of paid employees..." represents all employees on the pay roll for the pay period ending nearest November 15, 1948. "Full workweek" employees, whether regular or seasonal, are those who in the November 15 pay period were paid for working at least the number of hours typically worked in a week by employees of the reporting establishment.

1948 CENSUS OF BUSINESS

RETAIL, WHOLESALE, SERVICE TRADES

U. S. DEPARTMENT OF COMMERCE
BUREAU OF THE CENSUS

PRELIMINARY

For Release April 24, 1950

Release Series BC-1P-15-050

LABETTE COUNTY, KANS.

Retail, wholesale, and service establishments located in Labette County, Kansas, showed a substantial expansion in dollar volume of trade from 1939 to 1948 according to preliminary figures from the 1948 Census of Business released today by the Bureau of the Census, U. S. Department of Commerce.

Retail sales in the county during 1948 aggregated \$23.6 million, an increase of 219 percent over the \$7.4 million in 1939, when the preceding Census of Business was taken. Wholesale sales in the county reached a total of \$13.2 million in 1948 as compared with \$5.8 million in 1939. The service trades included in the Census of Business recorded receipts totaling \$847,000 in 1948 compared with \$393,000 in 1939.

Employment in the county also rose over the 9-year period between 1939 and 1948 for the above trades. Establishments in these trades reported a combined total of 1,679 paid employees for the workweek ended nearest November 15, 1948. This compared with a total of 1,171 employees reported for the week of November 15, 1939.

These preliminary figures have been derived from a Census report on Labette County, Kansas, which also includes data for the city of Parsons. Final figures, superseding the preliminary data for Labette County, will be included in a Bulletin for the State of Kansas to be issued in several months. Similar data will be made available this year in preliminary and final form for each of the counties and States. A single copy of the preliminary release for Labette County as well as an order blank for other area releases may be obtained by writing to the Bureau of the Census, Washington 25, D. C.

Table 1.—CENSUS OF BUSINESS PRELIMINARY RESULTS FOR 1948, BY TRADE GROUP

LABETTE COUNTY, KANS.

Trade group and kind of business	Number of establishments	1948 sales and receipts (Thousand dollars)	Active proprietors of unincorporated businesses Nov. 1948	Paid employees, workweek ended nearest Nov. 15, 1948	
				Total employees ¹	Full workweek employees
RETAIL TRADE, total.....	481	23,634	486	1,342	1,063
Food group.....	106	5,712	116	207	145
Eating and drinking places.....	76	1,043	83	208	161
General merchandise grp, general stores	16	2,028	12	212	142
Apparel group.....	21	1,077	22	76	53
Furniture-home furnishgs-appliance grp	28	1,078	22	62	54
Automotive group.....	50	5,271	52	211	198
Gasoline service stations.....	63	1,633	60	68	54
Lumber-building-hardware group.....	47	3,188	39	134	118
Drug and proprietary stores.....	17	621	20	75	65
All other retail stores.....	57	1,983	60	89	73
WHOLESALE TRADE, total.....	49	13,170	32	204	x
Merchant wholesalers.....	17	2,659	13	116	x
Other types of wholesale.....	32	10,511	19	88	x
SELECTED SERVICE TRADES, 2/ total.....	123	847	127	133	115
Personal services.....	79	614	79	116	103
All other service trades.....	44	233	48	17	12
AMUSEMENTS.....	19	298	15	77	x

x Not available.

1/ Includes employees paid for less than the full workweek.

2/ See General Description on last page for changes from the 1939 Census of Business in the coverage of Service Trades.

Table 2.—CENSUS OF BUSINESS PRELIMINARY RESULTS FOR 1948 FOR CITIES OF 2,500 INHABITANTS OR MORE

LABETTE COUNTY, KANS.

(Data omitted for trade groups where necessary to avoid disclosure)

City and trade group ¹	Number of establishments	1948 sales and receipts (Thousand dollars)	Active proprietors of unincorporated businesses Nov. 1948	Paid employees, workweek ended nearest Nov. 15, 1948	
				Total employees ²	Full workweek employees
Parsons:					
Retail trade.....	265	15,610	263	1,006	812
Wholesale trade.....	26	4,740	16	116	x
Selected service trades...	68	666	70	123	106
Remainder of county:					
Retail trade.....	216	8,024	223	336	251
Wholesale trade.....	23	8,430	16	88	x
Selected service trades...	55	181	57	10	9

x Not available.

1/ See General Description on this page for changes from the 1939 Census of Business in the coverage of Service Trades.

2/ Includes employees paid for less than the full workweek.

GENERAL DESCRIPTION OF PRELIMINARY RELEASES FOR THE 1948 CENSUS OF BUSINESS

This series of releases, of which one is planned for each county in the United States, presents preliminary results of the 1948 Census of Business. The information is based on reports submitted by business establishments for that Census. The figures shown are preliminary, and are subject to revision in the final Census publications, but the changes are expected to be relatively minor with respect to coverage. The final Census figures will be issued in a series of Business Census bulletins which will show additional detailed kind-of-business information for all places where there are a sufficient number of establishments.

The 1948 Census of Business was taken under the provision of the Act of June 19, 1948, which provides that the Business Census be taken for 1948 and for each fifth year thereafter. Previous Business Censuses were taken for the years 1929, 1933, 1935, and 1939.

Scope of the Census.—The 1948 Census of Business covered all establishments in the following trades, as defined by the Standard Industrial Classification Manual, May 1949 issue, of the Executive Office of the President: all retail trades; all wholesale trades; all service trades in the following four groups—personal services, business services, automobile repairs and services, and miscellaneous repair services; hotels; tourist courts and camps; and amusements, including motion picture theaters. Some important services not covered are radio broadcasting and television, medical and health, legal, educational, nonprofit, accounting, and domestic services.

This coverage is similar to that of the 1939 Business Census. However, "custom trade" and "services incidental to transportation," which are no longer included in the standard classification of the service trades, are not covered by the 1948 Census. In a number of localities, these exclusions as well as other changes in the standard classification may have

a considerable effect in comparing 1948 with 1939 data, particularly with respect to establishment count.

Establishment definition.—For Census purposes, a business establishment is defined to include only enterprises conducted from a recognizable place of business, provided that the annual sales were in excess of \$5,000 for a wholesale trade establishment and \$500 for establishments in other trades. A detailed analysis of coverage will be provided in future Census of Business publications.

"Number of establishments" is the number of separate business locations, rather than the number of business companies or organizations, since the Census figures represent information reported separately for each business location or establishment. The establishment count reflects the number of places in business at the end of 1948 excluding administrative and executive offices of multiunit organizations, and "chain store" warehouses.

Sales and receipts.—"1948 sales and receipts" represents sales of merchandise and receipts from repairs and other services to customers. The figures reflect deductions for returned goods and allowances, but not for trade-in allowances; they exclude sales and excise taxes collected from customers and paid directly to any taxing agency.

Proprietors.—"Active proprietors..." represents owners and partners of unincorporated businesses who devoted the major portion of their time to the business in November 1948.

Employment.—"Number of paid employees..." represents all employees on the pay roll for the pay period ending nearest November 15, 1948. "Full workweek" employees, whether regular or seasonal, are those who in the November 15 pay period were paid for working at least the number of hours typically worked in a week by employees of the reporting establishment.

1948 CENSUS OF BUSINESS

RETAIL, WHOLESALE, SERVICE TRADES

U. S. DEPARTMENT OF COMMERCE
BUREAU OF THE CENSUS

PRELIMINARY

For Release April 10, 1950

Release Series BC-1P-15-051

LANE COUNTY, KANS.

Retail, wholesale, and service establishments located in Lane County, Kansas, showed a substantial expansion in dollar volume of trade from 1939 to 1948 according to preliminary figures from the 1948 Census of Business released today by the Bureau of the Census, U. S. Department of Commerce.

Retail sales in the county during 1948 aggregated \$3.4 million, an increase of 467 percent over the \$0.6 million in 1939, when the preceding Census of Business was taken. Wholesale sales in the county reached a total of \$7.5 million in 1948 as compared with \$0.3 million in 1939. The service trades included in the Census of Business recorded receipts totaling \$100,000 in 1948 compared with \$26,000 in 1939.

Employment in the county also rose over the 9-year period between 1939 and 1948 for the above trades. Establishments in these trades reported a combined total of 167 paid employees for the workweek ended nearest November 15, 1948. This compared with a total of 85 employees reported for the week of November 15, 1939.

These preliminary figures have been derived from a Census report on Lane County, Kansas. Final figures, superseding the preliminary data for Lane County, will be included in a Bulletin for the State of Kansas to be issued in several months. Similar data will be made available this year in preliminary and final form for each of the counties and States. A single copy of the preliminary release for Lane County as well as an order blank for other area releases may be obtained by writing to the Bureau of the Census, Washington 25, D. C.

Table 1.—CENSUS OF BUSINESS PRELIMINARY RESULTS FOR 1948, BY TRADE GROUP

LANE COUNTY, KANS.

Trade group and kind of business	Number of establishments	1948 sales and receipts (Thousand dollars)	Active proprietors of unincorporated businesses Nov. 1948	Paid employees, workweek ended nearest Nov. 15, 1948	
				Total employees ¹	Full workweek employees
RETAIL TRADE, total.....	43	3,384	50	127	91
Food group.....	6	776	5	33	19
Eating and drinking places.....	9	170	10	27	12
Gasoline service stations.....	5	331	5	9	7
All other retail stores.....	23	2,107	30	58	53
WHOLESALE TRADE.....	11	7,501	3	31	x
SELECTED SERVICE TRADES, ² /total..	16	100	17	9	5
Personal services.....	7	37	8	3	1
All other service trades.....	9	63	9	6	4

x Not available.

¹/ Includes employees paid for less than the full workweek.

²/ See General Description on last page for changes from the 1939 Census of Business in the coverage of Service Trades.

GENERAL DESCRIPTION OF PRELIMINARY RELEASES FOR THE 1948 CENSUS OF BUSINESS

This series of releases, of which one is planned for each county in the United States, presents preliminary results of the 1948 Census of Business. The information is based on reports submitted by business establishments for that Census. The figures shown are preliminary, and are subject to revision in the final Census publications, but the changes are expected to be relatively minor with respect to coverage. The final Census figures will be issued in a series of Business Census bulletins which will show additional detailed kind-of-business information for all places where there are a sufficient number of establishments.

The 1948 Census of Business was taken under the provision of the Act of June 19, 1948, which provides that the Business Census be taken for 1948 and for each fifth year thereafter. Previous Business Censuses were taken for the years 1929, 1933, 1935, and 1939.

Scope of the Census.—The 1948 Census of Business covered all establishments in the following trades, as defined by the Standard Industrial Classification Manual, May 1949 issue, of the Executive Office of the President: all retail trades; all wholesale trades; all service trades in the following four groups—personal services, business services, automobile repairs and services, and miscellaneous repair services; hotels; tourist courts and camps; and amusements, including motion picture theaters. Some important services not covered are radio broadcasting and television, medical and health, legal, educational, nonprofit, accounting, and domestic services.

This coverage is similar to that of the 1939 Business Census. However, "custom trades" and "services incidental to transportation," which are no longer included in the standard classification of the service trades, are not covered by the 1948 Census. In a number of localities, these exclusions as well as other changes in the standard classification may have a considerable effect in comparing

1948 with 1939 data, particularly with respect to establishment count.

Establishment definition.—For Census purposes, a business establishment is defined to include only enterprises conducted from a recognizable place of business, provided that the annual sales were in excess of \$5,000 for a wholesale trade establishment and \$500 for establishments in other trades. A detailed analysis of coverage will be provided in future Census of Business publications.

"Number of establishments" is the number of separate business locations, rather than the number of business companies or organizations, since the Census figures represent information reported separately for each business location or establishment. The establishment count reflects the number of places in business at the end of 1948 excluding administrative and executive offices of multiunit organizations, and "chain store" warehouses.

Sales and receipts.—"1948 sales and receipts" represents sales of merchandise and receipts from repairs and other services to customers. The figures reflect deductions for returned goods and allowances, but not for trade-in allowances; they exclude sales and excise taxes collected from customers and paid directly to any taxing agency.

Proprietors.—"Active proprietors..." represents owners and partners of unincorporated businesses who devoted the major portion of their time to the business in November 1948.

Employment.—"Number of paid employees..." represents all employees on the pay roll for the pay period ending nearest November 15, 1948. "Full workweek" employees, whether regular or seasonal, are those who in the November 15 pay period were paid for working at least the number of hours typically worked in a week by employees of the reporting establishment.

1948 CENSUS OF BUSINESS

U. S. DEPARTMENT OF COMMERCE
BUREAU OF THE CENSUS

RETAIL, WHOLESALE, SERVICE TRADES

PRELIMINARY

For Release April 17, 1950

Release Series BC-1P- 15-052

LEAVENWORTH COUNTY, KANS.

Retail, wholesale, and service establishments located in Leavenworth County, Kansas, showed a substantial expansion in dollar volume of trade from 1939 to 1948 according to preliminary figures from the 1948 Census of Business released today by the Bureau of the Census, U. S. Department of Commerce.

Retail sales in the county during 1948 aggregated \$23.0 million, an increase of 195 percent over the \$7.8 million in 1939, when the preceding Census of Business was taken. Wholesale sales in the county reached a total of \$5.4 million in 1948 as compared with \$2.6 million in 1939. The service trades included in the Census of Business recorded receipts totaling \$1.2 million in 1948 compared with \$0.5 million in 1939.

Employment in the county also rose over the 9-year period between 1939 and 1948 for the above trades. Establishments in these trades reported a combined total of 1,495 paid employees for the workweek ended nearest November 15, 1948. This compared with a total of 1,375 employees reported for the week of November 15, 1939.

These preliminary figures have been derived from a Census report on Leavenworth County, Kansas, which also includes data for the city of Leavenworth. Final figures, superseding the preliminary data for Leavenworth County, will be included in a Bulletin for the State of Kansas to be issued in several months. Similar data will be made available this year in preliminary and final form for each of the counties and States. A single copy of the preliminary release for Leavenworth County as well as an order blank for other area releases may be obtained by writing to the Bureau of the Census, Washington 25, D. C.

Table 1.—CENSUS OF BUSINESS PRELIMINARY RESULTS FOR 1948, BY TRADE GROUP
LEAVENWORTH COUNTY, KANS.

Trade group and kind of business	Number of establishments	1948 sales and receipts (Thousand dollars)	Active proprietors of unincorporated businesses Nov. 1948	Paid employees, workweek ended nearest Nov. 15, 1948	
				Total employees ¹	Full workweek employees
RETAIL TRADE, total.....	409	23,034	405	1,197	923
Food group.....	98	5,645	101	210	150
Eating and drinking places.....	103	1,480	112	179	145
General merchandise grp, general stores.	10	2,195	3	204	120
Apparel group.....	19	1,343	21	63	54
Furniture-home furnishgs-appliance grp.	20	871	19	44	32
Automotive group.....	23	4,972	26	173	169
Gasoline service stations.....	38	1,127	43	44	28
Lumber-building-hardware group.....	29	2,063	17	92	79
Drug and proprietary stores.....	16	873	14	81	60
All other retail stores.....	53	2,465	49	107	86
WHOLESALE TRADE, total.....	30	5,408	23	87	x
Merchant wholesalers.....	12	1,817	9	39	x
Other types of wholesale.....	18	3,591	14	48	x
SELECTED SERVICE TRADES, ² /total.....	112	1,209	113	211	182
Personal services.....	66	764	61	182	156
All other service trades.....	46	445	52	29	26

x Not available.

1/ Includes employees paid for less than the full workweek.

2/ See General Description on last page for changes from the 1939 Census of Business in the coverage of Service Trades.

Table 2.—CENSUS OF BUSINESS PRELIMINARY RESULTS FOR 1948 FOR CITIES OF 2,500 INHABITANTS OR MORE

LEAVENWORTH COUNTY, KANS.

(Data omitted for trade groups where necessary to avoid disclosure)

City and trade group ¹	Number of establishments	1948 sales and receipts (Thousand dollars)	Active proprietors of unincorporated businesses Nov. 1948	Paid employees, workweek ended nearest Nov. 15, 1948	
				Total employees ²	Full workweek employees
Leavenworth:					
retail trade.....	306	18,811	307	1,011	778
Wholesale trade.....	25	4,237	20	80	x
Selected service trades.....	86	1,014	84	189	163
Remainder of county:					
Retail trade.....	103	4,223	98	186	145
Wholesale trade.....	5	1,171	3	7	x
Selected service trades.....	26	195	29	22	19

x Not available.

1/ See General Description on this page for changes from the 1939 Census of Business in the coverage of Service Trades.

2/ Includes employees paid for less than the full workweek.

GENERAL DESCRIPTION OF PRELIMINARY RELEASES FOR THE 1948 CENSUS OF BUSINESS

This series of releases, of which one is planned for each county in the United States, presents preliminary results of the 1948 Census of Business. The information is based on reports submitted by business establishments for that Census. The figures shown are preliminary, and are subject to revision in the final Census publications, but the changes are expected to be relatively minor with respect to coverage. The final Census figures will be issued in a series of Business Census bulletins which will show additional detailed kind-of-business information for all places where there are a sufficient number of establishments.

The 1948 Census of Business was taken under the provision of the Act of June 19, 1948, which provides that the Business Census be taken for 1948 and for each fifth year thereafter. Previous Business Censuses were taken for the years 1929, 1933, 1935, and 1939.

Scope of the Census.—The 1948 Census of Business covered all establishments in the following trades, as defined by the Standard Industrial Classification Manual, May 1949 issue, of the Executive Office of the President: all retail trades; all wholesale trades; all service trades in the following four groups—personal services, business services, automobile repairs and services, and miscellaneous repair services; hotels; tourist courts and camps; and amusements, including motion picture theaters. Some important services not covered are radio broadcasting and television, medical and health, legal, educational, nonprofit, accounting, and domestic services.

This coverage is similar to that of the 1939 Business Census. However, "custom trades" and "services incidental to transportation," which are no longer included in the standard classification of the service trades, are not covered by the 1948 Census. In a number of localities, these exclusions as well as other changes in the standard classification may have

a considerable effect in comparing 1948 with 1939 data, particularly with respect to establishment count.

Establishment definition.—For Census purposes, a business establishment is defined to include only enterprises conducted from a recognizable place of business, provided that the annual sales were in excess of \$5,000 for a wholesale trade establishment and \$500 for establishments in other trades. A detailed analysis of coverage will be provided in future Census of Business publications.

"Number of establishments" is the number of separate business locations, rather than the number of business companies or organizations, since the Census figures represent information reported separately for each business location or establishment. The establishment count reflects the number of places in business at the end of 1948 excluding administrative and executive offices of multiunit organizations, and "chain store" warehouses.

Sales and receipts.—"1948 sales and receipts" represents sales of merchandise and receipts from repairs and other services to customers. The figures reflect deductions for returned goods and allowances, but not for trade-in allowances; they exclude sales and excise taxes collected from customers and paid directly to any taxing agency.

Proprietors.—"Active proprietors..." represents owners and partners of unincorporated businesses who devoted the major portion of their time to the business in November 1948.

Employment.—"Number of paid employees..." represents all employees on the pay roll for the pay period ending nearest November 15, 1948. "Full workweek" employees, whether regular or seasonal, are those who in the November 15 pay period were paid for working at least the number of hours typically worked in a week by employees of the reporting establishment.

1948 CENSUS OF BUSINESS

RETAIL, WHOLESALE, SERVICE TRADES

U. S. DEPARTMENT OF COMMERCE
BUREAU OF THE CENSUS

PRELIMINARY

For Release April 10, 1950

Release Series BC-1P-15-053

LINCOLN COUNTY, KANS.

Retail, wholesale, and service establishments located in Lincoln County, Kansas, showed a substantial expansion in dollar volume of trade from 1939 to 1948 according to preliminary figures from the 1948 Census of Business released today by the Bureau of the Census, U. S. Department of Commerce.

Retail sales in the county during 1948 aggregated \$4.8 million, an increase of 269 percent over the \$1.3 million in 1939, when the preceding Census of Business was taken. Wholesale sales in the county reached a total of \$5.6 million in 1948 as compared with \$0.9 million in 1939. The service trades included in the Census of Business recorded receipts totaling \$112,000 in 1948 compared with \$46,000 in 1939.

Employment in the county also rose over the 9-year period between 1939 and 1948 for the above trades. Establishments in these trades reported a combined total of 293 paid employees for the workweek ended nearest November 15, 1948. This compared with a total of 186 employees reported for the week of November 15, 1939.

These preliminary figures have been derived from a Census report on Lincoln County, Kansas. Final figures, superseding the preliminary data for Lincoln County, will be included in a Bulletin for the State of Kansas to be issued in several months. Similar data will be made available this year in preliminary and final form for each of the counties and States. A single copy of the preliminary release for Lincoln County as well as an order blank for other area releases may be obtained by writing to the Bureau of the Census, Washington 25, D. C.

Table 1.—CENSUS OF BUSINESS PRELIMINARY RESULTS FOR 1948, BY TRADE GROUP

LINCOLN COUNTY, KANS.

Trade group and kind of business	Number of establishments	1948 sales and receipts (Thousand dollars)	Active proprietors of unincorporated businesses Nov. 1948	Paid employees, workweek ended nearest Nov. 15, 1948	
				Total employees ¹	Full workweek employees
RETAIL TRADE, total.....	107	4,798	111	236	176
Food group.....	19	1,023	21	35	20
Eating and drinking places.....	20	276	20	28	20
Gasoline service stations.....	14	409	13	27	16
All other retail stores.....	54	3,090	57	146	120
WHOLESALE TRADE.....	30	5,589	14	50	x
SELECTED SERVICE TRADES, ^{2/} total.	23	112	25	7	6
Personal services.....	11	47	12	4	3
All other service trades.....	12	65	13	3	3

x Not available.

^{1/} Includes employees paid for less than the full workweek.

^{2/} See General Description on last page for changes from the 1939 Census of Business in the coverage of Service Trades.

GENERAL DESCRIPTION OF PRELIMINARY RELEASES FOR THE 1948 CENSUS OF BUSINESS

This series of releases, of which one is planned for each county in the United States, presents preliminary results of the 1948 Census of Business. The information is based on reports submitted by business establishments for that Census. The figures shown are preliminary, and are subject to revision in the final Census publications, but the changes are expected to be relatively minor with respect to coverage. The final Census figures will be issued in a series of Business Census bulletins which will show additional detailed kind-of-business information for all places where there are a sufficient number of establishments.

The 1948 Census of Business was taken under the provision of the Act of June 19, 1948, which provides that the Business Census be taken for 1948 and for each fifth year thereafter. Previous Business Censuses were taken for the years 1929, 1933, 1935, and 1939.

Scope of the Census.—The 1948 Census of Business covered all establishments in the following trades, as defined by the Standard Industrial Classification Manual, May 1949 issue, of the Executive Office of the President: all retail trades; all wholesale trades; all service trades in the following four groups—personal services, business services, automobile repairs and services, and miscellaneous repair services; hotels; tourist courts and camps; and amusements, including motion picture theaters. Some important services not covered are radio broadcasting and television, medical and health, legal, educational, nonprofit, accounting, and domestic services.

This coverage is similar to that of the 1939 Business Census. However, "custom trades" and "services incidental to transportation," which are no longer included in the standard classification of the service trades, are not covered by the 1948 Census. In a number of localities, these exclusions as well as other changes in the standard classification may have a considerable effect in comparing

1948 with 1939 data, particularly with respect to establishment count.

Establishment definition.—For Census purposes, a business establishment is defined to include only enterprises conducted from a recognizable place of business, provided that the annual sales were in excess of \$5,000 for a wholesale trade establishment and \$500 for establishments in other trades. A detailed analysis of coverage will be provided in future Census of Business publications.

"Number of establishments" is the number of separate business locations, rather than the number of business companies or organizations, since the Census figures represent information reported separately for each business location or establishment. The establishment count reflects the number of places in business at the end of 1948 excluding administrative and executive offices of multiunit organizations, and "chain store" warehouses.

Sales and receipts.—"1948 sales and receipts" represents sales of merchandise and receipts from repairs and other services to customers. The figures reflect deductions for returned goods and allowances, but not for trade-in allowances; they exclude sales and excise taxes collected from customers and paid directly to any taxing agency.

Proprietors.—"Active proprietors..." represents owners and partners of unincorporated businesses who devoted the major portion of their time to the business in November 1948.

Employment.—"Number of paid employees..." represents all employees on the pay roll for the pay period ending nearest November 15, 1948. "Full workweek" employees, whether regular or seasonal, are those who in the November 15 pay period were paid for working at least the number of hours typically worked in a week by employees of the reporting establishment.

1948 CENSUS OF BUSINESS

RETAIL, WHOLESALE, SERVICE TRADES

U. S. DEPARTMENT OF COMMERCE
BUREAU OF THE CENSUS

PRELIMINARY

For Release April 13, 1950

Release Series BC-1P- 15-054

LINN COUNTY, KANS.

Retail, wholesale, and service establishments located in Linn County, Kansas, showed a substantial expansion in dollar volume of trade from 1939 to 1948 according to preliminary figures from the 1948 Census of Business released today by the Bureau of the Census, U. S. Department of Commerce.

Retail sales in the county during 1948 aggregated \$5.7 million, an increase of 200 percent over the \$1.9 million in 1939, when the preceding Census of Business was taken. Wholesale sales in the county reached a total of \$2.7 million in 1948 as compared with \$0.7 million in 1939. The service trades included in the Census of Business recorded receipts totaling \$162,000 in 1948 compared with \$96,000 in 1939.

Employment in the county also rose over the 9-year period between 1939 and 1948 for the above trades. Establishments in these trades reported a combined total of 264 paid employees for the workweek ended nearest November 15, 1948. This compared with a total of 196 employees reported for the week of November 15, 1939.

These preliminary figures have been derived from a Census report on Linn County, Kansas. Final figures, superseding the preliminary data for Linn County, will be included in a Bulletin for the State of Kansas to be issued in several months. Similar data will be made available this year in preliminary and final form for each of the counties and States. A single copy of the preliminary release for Linn County as well as an order blank for other area releases may be obtained by writing to the Bureau of the Census, Washington 25, D. C.

Table 1.—CENSUS OF BUSINESS PRELIMINARY RESULTS FOR 1948, BY TRADE GROUP

LINN COUNTY, KANS.

Trade group and kind of business	Number of establishments	1948 sales and receipts (Thousand dollars)	Active proprietors of unincorporated businesses Nov. 1948	Paid employees, workweek ended nearest Nov. 15, 1948	
				Total employees ¹	Full workweek employees
RETAIL TRADE, total.....	137	5,744	145	226	166
Food group.....	25	976	28	42	28
Eating and drinking places.....	17	256	18	41	27
Gasoline service stations.....	25	506	23	15	12
All other retail stores.....	70	4,006	76	128	99
WHOLESALE TRADE.....	24	2,723	24	22	x
SELECTED SERVICE TRADES, ² total.....	31	162	32	16	11
Personal services.....	19	99	19	13	8
All other service trades.....	12	63	13	3	3
AMUSEMENTS.....	5	43	5	6	x

x Not available.

¹/ Includes employees paid for less than the full workweek.

²/ See General Description on last page for changes from the 1939 Census of Business in the coverage of Service Trades.

GENERAL DESCRIPTION OF PRELIMINARY RELEASES FOR THE 1948 CENSUS OF BUSINESS

This series of releases, of which one is planned for each county in the United States, presents preliminary results of the 1948 Census of Business. The information is based on reports submitted by business establishments for that Census. The figures shown are preliminary, and are subject to revision in the final Census publications, but the changes are expected to be relatively minor with respect to coverage. The final Census figures will be issued in a series of Business Census bulletins which will show additional detailed kind-of-business information for all places where there are a sufficient number of establishments.

The 1948 Census of Business was taken under the provision of the Act of June 19, 1948, which provides that the Business Census be taken for 1948 and for each fifth year thereafter. Previous Business Censuses were taken for the years 1929, 1933, 1935, and 1939.

Scope of the Census.—The 1948 Census of Business covered all establishments in the following trades, as defined by the Standard Industrial Classification Manual, May 1949 issue, of the Executive Office of the President: all retail trades; all wholesale trades; all service trades in the following four groups—personal services, business services, automobile repairs and services, and miscellaneous repair services; hotels; tourist courts and camps; and amusements, including motion picture theaters. Some important services not covered are radio broadcasting and television, medical and health, legal, educational, nonprofit, accounting, and domestic services.

This coverage is similar to that of the 1939 Business Census. However, "custom trades" and "services incidental to transportation," which are no longer included in the standard classification of the service trades, are not covered by the 1948 Census. In a number of localities, these exclusions as well as other changes in the standard classification may have a considerable effect in comparing

1948 with 1939 data, particularly with respect to establishment count.

Establishment definition.—For Census purposes, a business establishment is defined to include only enterprises conducted from a recognizable place of business, provided that the annual sales were in excess of \$5,000 for a wholesale trade establishment and \$500 for establishments in other trades. A detailed analysis of coverage will be provided in future Census of Business publications.

"Number of establishments" is the number of separate business locations, rather than the number of business companies or organizations, since the Census figures represent information reported separately for each business location or establishment. The establishment count reflects the number of places in business at the end of 1948 excluding administrative and executive offices of multiunit organizations, and "chain store" warehouses.

Sales and receipts.—"1948 sales and receipts" represents sales of merchandise and receipts from repairs and other services to customers. The figures reflect deductions for returned goods and allowances, but not for trade-in allowances; they exclude sales and excise taxes collected from customers and paid directly to any taxing agency.

Proprietors.—"Active proprietors..." represents owners and partners of unincorporated businesses who devoted the major portion of their time to the business in November 1948.

Employment.—"Number of paid employees..." represents all employees on the pay roll for the pay period ending nearest November 15, 1948. "Full workweek" employees, whether regular or seasonal, are those who in the November 15 pay period were paid for working at least the number of hours typically worked in a week by employees of the reporting establishment.

1948 CENSUS OF BUSINESS

U. S. DEPARTMENT OF COMMERCE
BUREAU OF THE CENSUS

RETAIL, WHOLESALE, SERVICE TRADES

PRELIMINARY

For Release April 17, 1950

Release Series BC-1P-15-055

LOGAN COUNTY, KANS.

Retail, wholesale, and service establishments located in Logan County, Kansas, showed a substantial expansion in dollar volume of trade from 1939 to 1948 according to preliminary figures from the 1948 Census of Business released today by the Bureau of the Census, U. S. Department of Commerce.

Retail sales in the county during 1948 aggregated \$5.5 million, an increase of 588 percent over the \$0.8 million in 1939, when the preceding Census of Business was taken. Wholesale sales in the county reached a total of \$6.1 million in 1948 as compared with \$0.5 million in 1939. The service trades included in the Census of Business recorded receipts totaling \$109,000 in 1948 compared with \$44,000 in 1939.

Employment in the county also rose over the 9-year period between 1939 and 1948 for the above trades. Establishments in these trades reported a combined total of 259 paid employees for the workweek ended nearest November 15, 1948. This compared with a total of 107 employees reported for the week of November 15, 1939.

These preliminary figures have been derived from a Census report on Logan County, Kansas. Final figures, superseding the preliminary data for Logan County, will be included in a Bulletin for the State of Kansas to be issued in several months. Similar data will be made available this year in preliminary and final form for each of the counties and States. A single copy of the preliminary release for Logan County as well as an order blank for other area releases may be obtained by writing to the Bureau of the Census, Washington 25, D. C.

Table 1.—CENSUS OF BUSINESS PRELIMINARY RESULTS FOR 1948, BY TRADE GROUP
LOGAN COUNTY, KANS.

Trade group and kind of business	Number of establishments	1948 sales and receipts (Thousand dollars)	Active proprietors of unincorporated businesses Nov. 1948	Paid employees, workweek ended nearest Nov. 15, 1948	
				Total employees ¹	Full workweek employees
RETAIL TRADE, total.....	88	5,510	88	211	172
Food group.....	10	865	12	31	27
Eating and drinking places.....	14	251	16	28	24
Gasoline service stations.....	16	476	16	11	8
All other retail stores.....	48	3,918	44	141	113
WHOLESALE TRADE.....	29	6,060	14	40	x
SELECTED SERVICE TRADES, ^{2/} total.....	19	109	21	8	5
Personal services.....	13	75	14	6	5
All other service trades.....	6	34	7	2	-

x Not available.

^{1/} Includes employees paid for less than the full workweek.

^{2/} See General Description on last page for changes from the 1939 Census of Business in the coverage of Service Trades.

GENERAL DESCRIPTION OF PRELIMINARY RELEASES FOR THE 1948 CENSUS OF BUSINESS

This series of releases, of which one is planned for each county in the United States, presents preliminary results of the 1948 Census of Business. The information is based on reports submitted by business establishments for that Census. The figures shown are preliminary, and are subject to revision in the final Census publications, but the changes are expected to be relatively minor with respect to coverage. The final Census figures will be issued in a series of Business Census bulletins which will show additional detailed kind-of-business information for all places where there are a sufficient number of establishments.

The 1948 Census of Business was taken under the provision of the Act of June 19, 1948, which provides that the Business Census be taken for 1948 and for each fifth year thereafter. Previous Business Censuses were taken for the years 1929, 1933, 1935, and 1939.

Scope of the Census.—The 1948 Census of Business covered all establishments in the following trades, as defined by the Standard Industrial Classification Manual, May 1949 issue, of the Executive Office of the President: all retail trades; all wholesale trades; all service trades in the following four groups—personal services, business services, automobile repairs and services, and miscellaneous repair services; hotels; tourist courts and camps; and amusements, including motion picture theaters. Some important services not covered are radio broadcasting and television, medical and health, legal, educational, nonprofit, accounting, and domestic services.

This coverage is similar to that of the 1939 Business Census. However, "custom trades" and "services incidental to transportation," which are no longer included in the standard classification of the service trades, are not covered by the 1948 Census. In a number of localities, these exclusions as well as other changes in the standard classification may have a considerable effect in comparing

1948 with 1939 data, particularly with respect to establishment count.

Establishment definition.—For Census purposes, a business establishment is defined to include only enterprises conducted from a recognizable place of business, provided that the annual sales were in excess of \$5,000 for a wholesale trade establishment and \$500 for establishments in other trades. A detailed analysis of coverage will be provided in future Census of Business publications.

"Number of establishments" is the number of separate business locations, rather than the number of business companies or organizations, since the Census figures represent information reported separately for each business location or establishment. The establishment count reflects the number of places in business at the end of 1948 excluding administrative and executive offices of multiunit organizations, and "chain store" warehouses.

Sales and receipts.—"1948 sales and receipts" represents sales of merchandise and receipts from repairs and other services to customers. The figures reflect deductions for returned goods and allowances, but not for trade-in allowances; they exclude sales and excise taxes collected from customers and paid directly to any taxing agency.

Proprietors.—"Active proprietors..." represents owners and partners of unincorporated businesses who devoted the major portion of their time to the business in November 1948.

Employment.—"Number of paid employees..." represents all employees on the pay roll for the pay period ending nearest November 15, 1948. "Full workweek" employees, whether regular or seasonal, are those who in the November 15 pay period were paid for working at least the number of hours typically worked in a week by employees of the reporting establishment.

1948 CENSUS OF BUSINESS

U. S. DEPARTMENT OF COMMERCE
BUREAU OF THE CENSUS

RETAIL, WHOLESALE, SERVICE TRADES

PRELIMINARY

For Release April 13, 1950

Release Series BC-1P-15-056

LYON COUNTY, KANS.

Retail, wholesale, and service establishments located in Lyon County, Kansas, showed a substantial expansion in dollar volume of trade from 1939 to 1948 according to preliminary figures from the 1948 Census of Business released today by the Bureau of the Census, U. S. Department of Commerce.

Retail sales in the county during 1948 aggregated \$26.9 million, an increase of 245 percent over the \$7.8 million in 1939, when the preceding Census of Business was taken. Wholesale sales in the county reached a total of \$14.1 million in 1948 as compared with \$4.2 million in 1939. The service trades included in the Census of Business recorded receipts totaling \$1.3 million in 1948 compared with \$0.5 million in 1939.

Employment in the county also rose over the 9-year period between 1939 and 1948 for the above trades. Establishments in these trades reported a combined total of 1,950 paid employees for the workweek ended nearest November 15, 1948. This compared with a total of 1,465 employees reported for the week of November 15, 1939.

These preliminary figures have been derived from a Census report on Lyon County, Kansas, which also includes data for the city of Emporia. Final figures, superseding the preliminary data for Lyon County, will be included in a Bulletin for the State of Kansas to be issued in several months. Similar data will be made available this year in preliminary and final form for each of the counties and States. A single copy of the preliminary release for Lyon County as well as an order blank for other area releases may be obtained by writing to the Bureau of the Census, Washington 25, D. C.

Table 1.—CENSUS OF BUSINESS PRELIMINARY RESULTS FOR 1948, BY TRADE GROUP

LYON COUNTY, KANS.

Trade group and kind of business	Number of establishments	1948 sales and receipts (Thousand dollars)	Active proprietors of unincorporated businesses Nov. 1948	Paid employees, workweek ended nearest Nov. 15, 1948	
				Total employees ¹	Full workweek employees
RETAIL TRADE, total.....	391	26,912	385	1,481	1,217
Food group.....	76	5,429	78	179	131
Eating and drinking places.....	69	1,375	75	212	184
General merchandise group, general stores....	8	2,609	2	236	171
Apparel group.....	19	1,657	18	86	71
Furniture-home furnishings-appliance group..	19	1,154	17	51	45
Automotive group.....	26	4,606	20	196	193
Gasoline service stations.....	62	2,120	64	118	91
Lumber-building-hardware group.....	44	4,133	39	193	162
Drug and proprietary stores.....	15	1,023	15	72	54
All other retail stores.....	53	2,806	57	138	115
WHOLESALE TRADE, total.....	68	14,121	55	229	x
Merchant wholesalers.....	26	4,825	22	151	x
Petroleum bulk plants, terminals.....	22	1,546	21	9	x
Other types of wholesalers.....	20	7,750	12	69	x
SELECTED SERVICE TRADES, ^{2/} total.....	111	1,262	115	240	208
Personal services.....	58	759	55	180	160
Business services.....	6	43	5	11	6
Automotive repairs and services.....	30	341	34	36	33
Other repair services.....	17	119	21	13	9

x Not available.

^{1/} Includes employees paid for less than the full workweek.

^{2/} See General Description on last page for changes from the 1939 Census of Business in the coverage of Service Trades.

Table 2.—CENSUS OF BUSINESS PRELIMINARY RESULTS FOR 1948 FOR CITIES OF 2,500 INHABITANTS OR MORE

LYON COUNTY, KANS.

(Data omitted for trade groups where necessary to avoid disclosure)

City and trade group ¹	Number of establishments	1948 sales and receipts (Thousand dollars)	Active proprietors of unincorporated businesses Nov. 1948	Paid employees, workweek ended nearest Nov. 15, 1948	
				Total employees ²	Full workweek employees
Emporia:					
Retail trade.....	288	23,400	277	1,368	1,127
Wholesale trade.....	37	7,786	23	188	x
Selected service trades.....	87	1,136	91	225	198
Remainder of county:					
Retail trade.....	103	3,512	108	113	90
Wholesale trade.....	31	6,335	32	41	x
Selected service trades.....	24	126	24	15	10

x Not available.

¹/ See General Description on this page for changes from the 1939 Census of Business in the coverage of Service Trades.²/ Includes employees paid for less than the full workweek.

GENERAL DESCRIPTION OF PRELIMINARY RELEASES FOR THE 1948 CENSUS OF BUSINESS

This series of releases, of which one is planned for each county in the United States, presents preliminary results of the 1948 Census of Business. The information is based on reports submitted by business establishments for that Census. The figures shown are preliminary, and are subject to revision in the final Census publications, but the changes are expected to be relatively minor with respect to coverage. The final Census figures will be issued in a series of Business Census bulletins which will show additional detailed kind-of-business information for all places where there are a sufficient number of establishments.

The 1948 Census of Business was taken under the provision of the Act of June 19, 1948, which provides that the Business Census be taken for 1948 and for each fifth year thereafter. Previous Business Censuses were taken for the years 1929, 1933, 1935, and 1939.

Scope of the Census.—The 1948 Census of Business covered all establishments in the following trades, as defined by the Standard Industrial Classification Manual, May 1949 issue, of the Executive Office of the President: all retail trades; all wholesale trades; all service trades in the following four groups—personal services, business services, automobile repairs and services, and miscellaneous repair services; hotels; tourist courts and camps; and amusements, including motion picture theaters. Some important services not covered are radio broadcasting and television, medical and health, legal, educational, nonprofit, accounting, and domestic services.

This coverage is similar to that of the 1939 Business Census. However, "custom trades" and "services incidental to transportation," which are no longer included in the standard classification of the service trades, are not covered by the 1948 Census. In a number of localities, these exclusions as well as other changes in the standard classification may have

a considerable effect in comparing 1948 with 1939 data, particularly with respect to establishment count.

Establishment definition.—For Census purposes, a business establishment is defined to include only enterprises conducted from a recognizable place of business, provided that the annual sales were in excess of \$5,000 for a wholesale trade establishment and \$500 for establishments in other trades. A detailed analysis of coverage will be provided in future Census of Business publications.

"Number of establishments" is the number of separate business locations, rather than the number of business companies or organizations, since the Census figures represent information reported separately for each business location or establishment. The establishment count reflects the number of places in business at the end of 1948 excluding administrative and executive offices of multiunit organizations, and "chain store" warehouses.

Sales and receipts.—"1948 sales and receipts" represents sales of merchandise and receipts from repairs and other services to customers. The figures reflect deductions for returned goods and allowances, but not for trade-in allowances; they exclude sales and excise taxes collected from customers and paid directly to any taxing agency.

Proprietors.—"Active proprietors..." represents owners and partners of unincorporated businesses who devoted the major portion of their time to the business in November 1948.

Employment.—"Number of paid employees..." represents all employees on the pay roll for the pay period ending nearest November 15, 1948. "Full workweek" employees, whether regular or seasonal, are those who in the November 15 pay period were paid for working at least the number of hours typically worked in a week by employees of the reporting establishment.

1948 CENSUS OF BUSINESS

RETAIL, WHOLESALE, SERVICE TRADES

U. S. DEPARTMENT OF COMMERCE
BUREAU OF THE CENSUS

PRELIMINARY

For Release April 10, 1950

Release Series BC-1P-15-057

McPHERSON COUNTY, KANS.

Retail, wholesale, and service establishments located in McPherson County, Kansas, showed a substantial expansion in dollar volume of trade from 1939 to 1948 according to preliminary figures from the 1948 Census of Business released today by the Bureau of the Census, U. S. Department of Commerce.

Retail sales in the county during 1948 aggregated \$24.0 million, an increase of 275 percent over the \$6.4 million in 1939, when the preceding Census of Business was taken. Wholesale sales in the county reached a total of \$25.6 million in 1948 as compared with \$5.8 million in 1939. The service trades included in the Census of Business recorded receipts totaling \$1.2 million in 1948 compared with \$0.3 million in 1939.

Employment in the county also rose over the 9-year period between 1939 and 1948 for the above trades. Establishments in these trades reported a combined total of 1,569 paid employees for the workweek ended nearest November 15, 1948. This compared with a total of 1,027 employees reported for the week of November 15, 1939.

These preliminary figures have been derived from a Census report on McPherson County, Kansas, which also includes data for the city of McPherson. Final figures, superseding the preliminary data for McPherson County, will be included in a Bulletin for the State of Kansas to be issued in several months. Similar data will be made available this year in preliminary and final form for each of the counties and States. A single copy of the preliminary release for McPherson County as well as an order blank for other area releases may be obtained by writing to the Bureau of the Census, Washington 25, D. C.

Table 1.—CENSUS OF BUSINESS PRELIMINARY RESULTS FOR 1948, BY TRADE GROUP
McPHERSON COUNTY, KANS.

Trade group and kind of business	Number of establishments	1948 sales and receipts (Thousand dollars)	Active proprietors of unincorporated businesses Nov. 1948	Paid employees, workweek ended nearest Nov. 15, 1948	
				Total employees ¹	Full workweek employees
RETAIL TRADE, total	315	23,979	325	1,111	911
Food group.....	49	4,781	56	173	137
Eating and drinking places.....	36	620	42	109	93
General merchandise grp, general stores.	13	1,434	11	133	83
Apparel group.....	15	924	17	53	44
Furniture-home furnishgs-appliance grp.	17	992	18	48	39
Automotive group.....	32	5,603	34	202	197
Gasoline service stations.....	53	2,336	46	71	56
Lumber-building-hardware group.....	55	4,390	52	178	153
Drug and proprietary stores.....	14	797	16	65	43
All other retail stores.....	31	2,102	33	79	66
WHOLESALE TRADE, total	73	25,646	39	315	x
Merchant wholesalers.....	20	3,964	16	114	x
Assemblers of farm products.....	26	12,279	5	133	x
Other types of wholesalers.....	27	9,403	18	68	x
SELECTED SERVICE TRADES, 2/total	147	1,229	164	143	127
Personal services.....	73	536	76	90	79
All other service trades.....	74	693	88	53	48
AMUSEMENTS	14	252	13	49	x

x Not available.

1/ Includes employees paid for less than the full workweek.

2/ See General Description on last page for changes from the 1939 Census of Business in the coverage of Service Trades.

Table 2.—CENSUS OF BUSINESS PRELIMINARY RESULTS FOR 1948 FOR CITIES OF 2,500 INHABITANTS OR MORE

McPHERSON COUNTY, KANS.

(Data omitted for trade groups where necessary to avoid disclosure)

City and trade group ¹	Number of establishments	1948 sales and receipts (Thousand dollars)	Active proprietors of unincorporated businesses Nov. 1948	Paid employees, workweek ended nearest Nov. 15, 1948	
				Total employees ²	Full workweek employees
McPherson:					
Retail trade.....	136	14,240	132	704	574
Wholesale trade.....	26	9,978	13	158	x
Selected service trades....	56	724	66	112	103
Remainder of county:					
Retail trade.....	179	9,739	193	407	337
Wholesale trade.....	47	15,668	26	157	x
Selected service trades....	91	505	98	31	24

x Not available.

1/ See General Description on this page for changes from the 1939 Census of Business in the coverage of Service Trades.

2/ Includes employees paid for less than the full workweek.

GENERAL DESCRIPTION OF PRELIMINARY RELEASES FOR THE 1948 CENSUS OF BUSINESS

This series of releases, of which one is planned for each county in the United States, presents preliminary results of the 1948 Census of Business. The information is based on reports submitted by business establishments for that Census. The figures shown are preliminary, and are subject to revision in the final Census publications, but the changes are expected to be relatively minor with respect to coverage. The final Census figures will be issued in a series of Business Census bulletins which will show additional detailed kind-of-business information for all places where there are a sufficient number of establishments.

The 1948 Census of Business was taken under the provision of the Act of June 19, 1948, which provides that the Business Census be taken for 1948 and for each fifth year thereafter. Previous Business Censuses were taken for the years 1929, 1933, 1935, and 1939.

Scope of the Census.—The 1948 Census of Business covered all establishments in the following trades, as defined by the Standard Industrial Classification Manual, May 1949 issue, of the Executive Office of the President: all retail trades; all wholesale trades; all service trades in the following four groups—personal services, business services, automobile repairs and services, and miscellaneous repair services; hotels; tourist courts and camps; and amusements, including motion picture theaters. Some important services not covered are radio broadcasting and television, medical and health, legal, educational, nonprofit, accounting, and domestic services.

This coverage is similar to that of the 1939 Business Census. However, "custom trades" and "services incidental to transportation," which are no longer included in the standard classification of the service trades, are not covered by the 1948 Census. In a number of localities, these exclusions as well as

other changes in the standard classification may have a considerable effect in comparing 1948 with 1939 data, particularly with respect to establishment count.

Establishment definition.—For Census purposes, a business establishment is defined to include only enterprises conducted from a recognizable place of business, provided that the annual sales were in excess of \$5,000 for a wholesale trade establishment and \$500 for establishments in other trades. A detailed analysis of coverage will be provided in future Census of Business publications.

"Number of establishments" is the number of separate business locations, rather than the number of business companies or organizations, since the Census figures represent information reported separately for each business location or establishment. The establishment count reflects the number of places in business at the end of 1948 excluding administrative and executive offices of multiunit organizations, and "chain store" warehouses.

Sales and receipts.—"1948 sales and receipts" represents sales of merchandise and receipts from repairs and other services to customers. The figures reflect deductions for returned goods and allowances, but not for trade-in allowances; they exclude sales and excise taxes collected from customers and paid directly to any taxing agency.

Proprietors.—"Active proprietors..." represents owners and partners of unincorporated businesses who devoted the major portion of their time to the business in November 1948.

Employment.—"Number of paid employees..." represents all employees on the pay roll for the pay period ending nearest November 15, 1948. "Full workweek" employees, whether regular or seasonal, are those who in the November 15 pay period were paid for working at least the number of hours typically worked in a week by employees of the reporting establishment.

1948 CENSUS OF BUSINESS

RETAIL, WHOLESALE, SERVICE TRADES

U. S. DEPARTMENT OF COMMERCE
BUREAU OF THE CENSUS

PRELIMINARY

For Release April 17, 1950

Release Series BC-1P-15-058

MARION COUNTY, KANS.

Retail, wholesale, and service establishments located in Marion County, Kansas, showed a substantial expansion in dollar volume of trade from 1939 to 1948 according to preliminary figures from the 1948 Census of Business released today by the Bureau of the Census, U. S. Department of Commerce.

Retail sales in the county during 1948 aggregated \$14.5 million, an increase of 263 percent over the \$4.0 million in 1939, when the preceding Census of Business was taken. Wholesale sales in the county reached a total of \$9.8 million in 1948 as compared with \$3.3 million in 1939. The service trades included in the Census of Business recorded receipts totaling \$573,000 in 1948 compared with \$148,000 in 1939.

Employment in the county also rose over the 9-year period between 1939 and 1948 for the above trades. Establishments in these trades reported a combined total of 715 paid employees for the workweek ended nearest November 15, 1948. This compared with a total of 542 employees reported for the week of November 15, 1939.

These preliminary figures have been derived from a Census report on Marion County, Kansas. Final figures, superseding the preliminary data for Marion County, will be included in a Bulletin for the State of Kansas to be issued in several months. Similar data will be made available this year in preliminary and final form for each of the counties and States. A single copy of the preliminary release for Marion County as well as an order blank for other area releases may be obtained by writing to the Bureau of the Census, Washington 25, D. C.

49765

Table 1.—CENSUS OF BUSINESS PRELIMINARY RESULTS FOR 1948, BY TRADE GROUP

MARION COUNTY, KANS.

Trade group and kind of business	Number of establishments	1948 sales and receipts (Thousand dollars)	Active proprietors of unincorporated businesses Nov. 1948	Paid employees, workweek ended nearest Nov. 15, 1948	
				Total employees ¹	Full workweek employees
RETAIL TRADE, total.....	278	14,475	268	556	450
Food group.....	53	3,053	57	90	68
Eating and drinking places.....	37	628	37	55	48
General merchandise grp, general stores	12	735	6	65	48
Apparel group.....	10	288	10	8	3
Furniture-home furnishgs-appliance grp	18	609	17	24	21
Automotive group.....	25	2,982	28	92	82
Gasoline service stations.....	49	1,727	47	58	50
Lumber-building-hardware group.....	45	3,333	39	109	94
Drug and proprietary stores.....	9	349	10	26	12
All other retail stores.....	20	771	17	29	24
WHOLESALE TRADE.....	35	9,760	24	121	x
SELECTED SERVICE TRADES, ^{2/} total.....	95	573	98	38	28
Personal services.....	45	201	45	21	12
All other service trades.....	50	372	53	17	16
AMUSEMENTS.....	14	114	13	14	x

x Not available

^{1/} Includes employees paid for less than the full workweek.

^{2/} See General Description on this page for changes from the 1939 Census of Business in the coverage of Service Trades.

GENERAL DESCRIPTION OF PRELIMINARY RELEASES FOR THE 1948 CENSUS OF BUSINESS

This series of releases, of which one is planned for each county in the United States, presents preliminary results of the 1948 Census of Business. The information is based on reports submitted by business establishments for that Census. The figures shown are preliminary, and are subject to revision in the final Census publications, but the changes are expected to be relatively minor with respect to coverage. The final Census figures will be issued in a series of Business Census bulletins which will show additional detailed kind-of-business information for all places where there are a sufficient number of establishments.

The 1948 Census of Business was taken under the provision of the Act of June 19, 1948, which provides that the Business Census be taken for 1948 and for each fifth year thereafter. Previous Business Censuses were taken for the years 1929, 1933, 1935, and 1939.

Scope of the Census.—The 1948 Census of Business covered all establishments in the following trades, as defined by the Standard Industrial Classification Manual, May 1949 issue, of the Executive Office of the President: all retail trades; all wholesale trades; all service trades in the following four groups—personal services, business services, automobile repairs and services, and miscellaneous repair services; hotels; tourist courts and camps; and amusements, including motion picture theaters. Some important services not covered are radio broadcasting and television, medical and health, legal, educational, nonprofit, accounting, and domestic services.

This coverage is similar to that of the 1939 Business Census. However, "custom trades" and "services incidental to transportation," which are no longer included in the standard classification of the service trades, are not covered by the 1948 Census. In a number of localities, these exclusions as well as

other changes in the standard classification may have a considerable effect in comparing 1948 with 1939 data, particularly with respect to establishment count.

Establishment definition.—For Census purposes, a business establishment is defined to include only enterprises conducted from a recognizable place of business, provided that the annual sales were in excess of \$5,000 for a wholesale trade establishment and \$500 for establishments in other trades. A detailed analysis of coverage will be provided in future Censuses of Business publications.

"Number of establishments" is the number of separate business locations, rather than the number of business companies or organizations, since the Census figures represent information reported separately for each business location or establishment. The establishment count reflects the number of places in business at the end of 1948 excluding administrative and executive offices of multiunit organizations, and "chain store" warehouses.

Sales and receipts.—"1948 sales and receipts" represents sales of merchandise and receipts from repairs and other services to customers. The figures reflect deductions for returned goods and allowances, but not for trade-in allowances; they exclude sales and excise taxes collected from customers and paid directly to any taxing agency.

Proprietors.—"Active proprietors..." represents owners and partners of unincorporated businesses who devoted the major portion of their time to the business in November 1948.

Employment.—"Number of paid employees..." represents all employees on the pay roll for the pay period ending nearest November 15, 1948. "Full workweek" employees, whether regular or seasonal, are those who in the November 15 pay period were paid for working at least the number of hours typically worked in a week by employees of the reporting establishment.

1948 CENSUS OF BUSINESS

RETAIL, WHOLESALE, SERVICE TRADES

U. S. DEPARTMENT OF COMMERCE
BUREAU OF THE CENSUS

PRELIMINARY

For Release April 19, 1950

Release Series BC-1P- 15-059

MARSHALL COUNTY, KANS.

Retail, wholesale, and service establishments located in Marshall County, Kansas, showed a substantial expansion in dollar volume of trade from 1939 to 1948 according to preliminary figures from the 1948 Census of Business released today by the Bureau of the Census, U. S. Department of Commerce.

Retail sales in the county during 1948 aggregated \$14.6 million, an increase of 232 percent over the \$4.4 million in 1939, when the preceding Census of Business was taken. Wholesale sales in the county reached a total of \$18.1 million in 1948 as compared with \$3.3 million in 1939. The service trades included in the Census of Business recorded receipts totaling \$610,000 in 1948 compared with \$264,000 in 1939.

Employment in the county also rose over the 9-year period between 1939 and 1948 for the above trades. Establishments in these trades reported a combined total of 874 paid employees for the workweek ended nearest November 15, 1948. This compared with a total of 643 employees reported for the week of November 15, 1939.

These preliminary figures have been derived from a Census report on Marshall County, Kansas, which also includes data for the city of Marysville. Final figures, superseding the preliminary data for Marshall County, will be included in a Bulletin for the State of Kansas to be issued in several months. Similar data will be made available this year in preliminary and final form for each of the counties and States. A single copy of the preliminary release for Marshall County as well as an order blank for other areas releases may be obtained by writing to the Bureau of the Census, Washington 25, D. C.

Table 1.—CENSUS OF BUSINESS PRELIMINARY RESULTS FOR 1948, BY TRADE GROUP

MARSHALL COUNTY, KANS.

Trade group and kind of business	Number of establishments	1948 sales and receipts (Thousand dollars)	Active proprietors of unincorporated businesses Nov. 1948	Paid employees, workweek ended nearest Nov. 15, 1948	
				Total employees ¹	Full workweek employees
RETAIL TRADE, total	323	14,615	340	627	484
Food group.....	62	3,315	64	107	74
Eating and drinking places.....	59	1,076	72	120	100
General merchandise grp, general stores.	16	1,324	15	97	66
Apparel group.....	13	428	15	18	12
Furniture-home furnishgs-appliance grp.	18	441	17	13	10
Automotive group.....	30	2,638	30	78	74
Gasoline service stations.....	45	1,208	49	35	27
Lumber-building-hardware group.....	43	2,786	39	96	81
Drug and proprietary stores.....	12	476	11	46	25
All other retail stores.....	25	923	28	17	15
WHOLESALE TRADE, total	60	18,139	40	198	x
Merchant wholesalers.....	10	1,296	7	31	x
Assemblers of farm products.....	26	7,085	6	107	x
Other types of wholesale.....	24	9,758	27	60	x
SELECTED SERVICE TRADES, 2/total	100	610	109	49	40
Personal services.....	51	301	59	30	26
All other service trades.....	49	309	50	19	14
AMUSEMENTS	14	200	13	46	x

x Not available.

1/ Includes employees paid for less than the full workweek.

2/ See General Description on last page for changes from the 1939 Census of Business in the coverage of Service Trades.

Table 2.—CENSUS OF BUSINESS PRELIMINARY RESULTS FOR 1948 FOR CITIES OF 2,500 INHABITANTS OR MORE

MARSHALL COUNTY, KANS.

(Data omitted for trade groups where necessary to avoid disclosure)

City and trade group ¹	Number of establishments	1948 sales and receipts (Thousand dollars)	Active proprietors of unincorporated businesses Nov. 1948	Paid employees, workweek ended nearest Nov. 15, 1948	
				Total employees ²	Full workweek employees
Marysville:					
Retail trade.....	106	8,553	111	378	303
Selected service trades.....	34	257	42	25	23
Remainder of county:					
Retail trade.....	217	6,062	229	249	181
Selected service trades.....	66	353	67	24	17

- 1/ See General Description on this page for changes from the 1939 Census of Business in the coverage of Service Trades.
- 2/ Includes employees paid for less than the full workweek.

GENERAL DESCRIPTION OF PRELIMINARY RELEASES FOR THE 1948 CENSUS OF BUSINESS

This series of releases, of which one is planned for each county in the United States, presents preliminary results of the 1948 Census of Business. The information is based on reports submitted by business establishments for that Census. The figures shown are preliminary, and are subject to revision in the final Census publications, but the changes are expected to be relatively minor with respect to coverage. The final Census figures will be issued in a series of Business Census bulletins which will show additional detailed kind-of-business information for all places where there are a sufficient number of establishments.

The 1948 Census of Business was taken under the provision of the Act of June 19, 1948, which provides that the Business Census be taken for 1948 and for each fifth year thereafter. Previous Business Censuses were taken for the years 1929, 1933, 1935, and 1939.

Scope of the Census.—The 1948 Census of Business covered all establishments in the following trades, as defined by the Standard Industrial Classification Manual, May 1949 issue, of the Executive Office of the President: all retail trades; all wholesale trades; all service trades in the following four groups—personal services, business services, automobile repairs and services, and miscellaneous repair services; hotels; tourist courts and camps; and amusements, including motion picture theaters. Some important services not covered are radio broadcasting and television, medical and health, legal, educational, nonprofit, accounting, and domestic services.

This coverage is similar to that of the 1939 Business Census. However, "custom trade" and "services incidental to transportation," which are no longer included in the standard classification of the service trades, are not covered by the 1948 Census. In a number of localities, these exclusions as well as other changes in the standard classification may have

a considerable effect in comparing 1948 with 1939 data, particularly with respect to establishment count.

Establishment definition.—For Census purposes, a business establishment is defined to include only enterprises conducted from a recognizable place of business, provided that the annual sales were in excess of \$5,000 for a wholesale trade establishment and \$500 for establishments in other trades. A detailed analysis of coverage will be provided in future Census of Business publications.

"Number of establishments" is the number of separate business locations, rather than the number of business companies or organizations, since the Census figures represent information reported separately for each business location or establishment. The establishment count reflects the number of places in business at the end of 1948 excluding administrative and executive offices of multiunit organizations, and "chain store" warehouses.

Sales and receipts.—"1948 sales and receipts" represents sales of merchandise and receipts from repairs and other services to customers. The figures reflect deductions for returned goods and allowances, but not for trade-in allowances; they exclude sales and excise taxes collected from customers and paid directly to any taxing agency.

Proprietors.—"Active proprietors..." represents owners and partners of unincorporated businesses who devoted the major portion of their time to the business in November 1948.

Employment.—"Number of paid employees..." represents all employees on the pay roll for the pay period ending nearest November 15, 1948. "Full workweek" employees, whether regular or seasonal, are those who in the November 15 pay period were paid for working at least the number of hours typically worked in a week by employees of the reporting establishment.

1948 CENSUS OF BUSINESS

U. S. DEPARTMENT OF COMMERCE
BUREAU OF THE CENSUS

RETAIL, WHOLESALE, SERVICE TRADES

PRELIMINARY

For Release April 10, 1950

Release Series BC-1P-15-060

MEADE COUNTY, KANS.

Retail, wholesale, and service establishments located in Meade County, Kansas, showed a substantial expansion in dollar volume of trade from 1939 to 1948 according to preliminary figures from the 1948 Census of Business released today by the Bureau of the Census, U. S. Department of Commerce.

Retail sales in the county during 1948 aggregated \$6.3 million, an increase of 350 percent over the \$1.4 million in 1939, when the preceding Census of Business was taken. Wholesale sales in the county reached a total of \$13.0 million in 1948 as compared with \$1.5 million in 1939. The service trades included in the Census of Business recorded receipts totaling \$139,000 in 1948 compared with \$37,000 in 1939.

Employment in the county also rose over the 9-year period between 1939 and 1948 for the above trades. Establishments in these trades reported a combined total of 347 paid employees for the workweek ended nearest November 15, 1948. This compared with a total of 159 employees reported for the week of November 15, 1939.

These preliminary figures have been derived from a Census report on Meade County, Kansas. Final figures, superseding the preliminary data for Meade County, will be included in a Bulletin for the State of Kansas to be issued in several months. Similar data will be made available this year in preliminary and final form for each of the counties and States. A single copy of the preliminary release for Meade County as well as an order blank for other area releases may be obtained by writing to the Bureau of the Census, Washington 25, D. C.

Table 1.—CENSUS OF BUSINESS PRELIMINARY RESULTS FOR 1948, BY TRADE GROUP
MEADE COUNTY, KANS.

Trade group and kind of business	Number of establishments	1948 sales and receipts (Thousand dollars)	Active proprietors of unincorporated businesses Nov. 1948	Paid employees, workweek ended nearest Nov. 15, 1948	
				Total employees ¹	Full workweek employees
RETAIL TRADE, total.....	89	6,346	86	266	211
Food group.....	12	1,099	11	41	22
Eating and drinking places.....	19	432	17	42	40
Gasoline service stations.....	7	393	5	22	19
All other retail stores.....	51	4,422	53	161	130
WHOLESALE TRADE.....	23	12,981	9	65	x
SELECTED SERVICE TRADES, ^{2/} total..	33	139	37	16	11
Personal services.....	21	82	24	13	8
All other service trades.....	12	57	13	3	3
AMUSEMENTS.....	5	67	6	10	x

x Not available.

^{1/} Includes employees paid for less than the full workweek.

^{2/} See General Description on last page for changes from the 1939 Census of Business in the coverage of Service Trades.

GENERAL DESCRIPTION OF PRELIMINARY RELEASES FOR THE 1948 CENSUS OF BUSINESS

This series of releases, of which one is planned for each county in the United States, presents preliminary results of the 1948 Census of Business. The information is based on reports submitted by business establishments for that Census. The figures shown are preliminary, and are subject to revision in the final Census publications, but the changes are expected to be relatively minor with respect to coverage. The final Census figures will be issued in a series of Business Census bulletins which will show additional detailed kind-of-business information for all places where there are a sufficient number of establishments.

The 1948 Census of Business was taken under the provision of the Act of June 19, 1948, which provides that the Business Census be taken for 1948 and for each fifth year thereafter. Previous Business Censuses were taken for the years 1929, 1933, 1935, and 1939.

Scope of the Census.—The 1948 Census of Business covered all establishments in the following trades, as defined by the Standard Industrial Classification Manual, May 1949 issue, of the Executive Office of the President: all retail trades; all wholesale trades; all service trades in the following four groups—personal services, business services, automobile repairs and services, and miscellaneous repair services; hotels; tourist courts and camps; and amusements, including motion picture theaters. Some important services not covered are radio broadcasting and television, medical and health, legal, educational, nonprofit, accounting, and domestic services.

This coverage is similar to that of the 1939 Business Census. However, "custom trades" and "services incidental to transportation," which are no longer included in the standard classification of the service trades, are not covered by the 1948 Census. In a number of localities, these exclusions as well as other changes in the standard classification may have a considerable effect in comparing

1948 with 1939 data, particularly with respect to establishment count.

Establishment definition.—For Census purposes, a business establishment is defined to include only enterprises conducted from a recognizable place of business, provided that the annual sales were in excess of \$5,000 for a wholesale trade establishment and \$500 for establishments in other trades. A detailed analysis of coverage will be provided in future Census of Business publications.

"Number of establishments" is the number of separate business locations, rather than the number of business companies or organizations, since the Census figures represent information reported separately for each business location or establishment. The establishment count reflects the number of places in business at the end of 1948 excluding administrative and executive offices of multiunit organizations, and "chain store" warehouses.

Sales and receipts.—"1948 sales and receipts" represents sales of merchandise and receipts from repairs and other services to customers. The figures reflect deductions for returned goods and allowances, but not for trade-in allowances; they exclude sales and excise taxes collected from customers and paid directly to any taxing agency.

Proprietors.—"Active proprietors..." represents owners and partners of unincorporated businesses who devoted the major portion of their time to the business in November 1948.

Employment.—"Number of paid employees..." represents all employees on the pay roll for the pay period ending nearest November 15, 1948. "Full workweek" employees, whether regular or seasonal, are those who in the November 15 pay period were paid for working at least the number of hours typically worked in a week by employees of the reporting establishment.

1948 CENSUS OF BUSINESS

U. S. DEPARTMENT OF COMMERCE
BUREAU OF THE CENSUS

RETAIL, WHOLESALE, SERVICE TRADES

PRELIMINARY

For Release April 17, 1950

Release Series BC-1P-15-061

MIAMI COUNTY, KANS.

Retail, wholesale, and service establishments located in Miami County, Kansas, showed a substantial expansion in dollar volume of trade from 1939 to 1948 according to preliminary figures from the 1948 Census of Business released today by the Bureau of the Census, U. S. Department of Commerce.

Retail sales in the county during 1948 aggregated \$12.4 million, an increase of 235 percent over the \$3.7 million in 1939, when the preceding Census of Business was taken. Wholesale sales in the county reached a total of \$4.6 million in 1948 as compared with \$1.8 million in 1939. The service trades included in the Census of Business recorded receipts totaling \$498,000 in 1948 compared with \$193,000 in 1939.

Employment in the county also rose over the 9-year period between 1939 and 1948 for the above trades. Establishments in these trades reported a combined total of 671 paid employees for the workweek ended nearest November 15, 1948. This compared with a total of 555 employees reported for the week of November 15, 1939.

These preliminary figures have been derived from a Census report on Miami County, Kansas, which also includes data for the cities of Osawatimie and Paola. Final figures, superseding the preliminary data for Miami County, will be included in a Bulletin for the State of Kansas to be issued in several months. Similar data will be made available this year in preliminary and final form for each of the counties and States. A single copy of the preliminary release for Miami County as well as an order blank for other area releases may be obtained by writing to the Bureau of the Census, Washington 25, D. C.

Table 1.—CENSUS OF BUSINESS PRELIMINARY RESULTS FOR 1948, BY TRADE GROUP

MIAMI COUNTY, KANS.

Trade group and kind of business	Number of establishments	1948 sales and receipts (Thousand dollars)	Active proprietors of unincorporated businesses Nov. 1948	Paid employees, workweek ended nearest Nov. 15, 1948	
				Total employees ¹	Full workweek employees
RETAIL TRADE, total.....	211	12,411	234	553	443
Food group.....	46	3,087	49	92	75
Eating and drinking places.....	25	508	30	77	67
General merchandise grp, general stores.....	14	944	8	81	58
Apparel group.....	8	337	11	13	10
Furniture-home furnishings-appliance grp.....	13	604	18	32	24
Automotive group.....	18	2,587	26	78	71
Gasoline service stations.....	38	796	40	45	25
Lumber-building-hardware group.....	23	2,135	20	78	75
Drug and proprietary stores.....	9	431	12	31	16
All other retail stores.....	17	982	20	26	22
WHOLESALE TRADE, total.....	33	4,609	31	54	x
Merchant wholesalers.....	10	1,059	7	25	x
Other types of wholesale.....	23	3,550	24	29	x
SELECTED SERVICE TRADES ² , total.....	56	498	63	64	59
Personal services.....	35	361	40	57	52
All other service trades.....	21	137	23	7	7

x, Not available.

¹/ Includes employees paid for less than the full workweek.

²/ See General Description on last page for changes from the 1939 Census of Business in the coverage of Service Trades.

Table 2.—CENSUS OF BUSINESS PRELIMINARY RESULTS FOR 1948 FOR CITIES OF 2,500 INHABITANTS OR MORE

MIAMI COUNTY, KANS.

(Data omitted for trade groups where necessary to avoid disclosure)

City and trade group ¹	Number of establishments	1948 sales and receipts (Thousand dollars)	Active proprietors of unincorporated businesses Nov. 1948	Paid employees, workweek ended nearest Nov. 15, 1948	
				Total employees ²	Full workweek employees
Osawatomie:					
Retail trade.....	72	4,409	79	220	176
Selected service trades.....	21	199	22	37	36
Paola:					
Retail trade.....	84	5,946	103	254	211
Selected service trades.....	26	230	32	23	20
Remainder of county:					
Retail trade.....	55	2,056	52	79	56
Selected service trades.....	9	69	9	4	3

1/ See General Description on this page for changes from the 1939 Census of Business in the coverage of Service Trades.

2/ Includes employees paid for less than the full workweek.

GENERAL DESCRIPTION OF PRELIMINARY RELEASES FOR THE 1948 CENSUS OF BUSINESS

This series of releases, of which one is planned for each county in the United States, presents preliminary results of the 1948 Census of Business. The information is based on reports submitted by business establishments for that Census. The figures shown are preliminary, and are subject to revision in the final Census publications, but the changes are expected to be relatively minor with respect to coverage. The final Census figures will be issued in a series of Business Census bulletins which will show additional detailed kind-of-business information for all places where there are a sufficient number of establishments.

The 1948 Census of Business was taken under the provision of the Act of June 19, 1948, which provides that the Business Census be taken for 1948 and for each fifth year thereafter. Previous Business Censuses were taken for the years 1929, 1933, 1935, and 1939.

Scope of the Census.—The 1948 Census of Business covered all establishments in the following trades, as defined by the Standard Industrial Classification Manual, May 1949 issue, of the Executive Office of the President: all retail trades; all wholesale trades; all service trades in the following four groups—personal services, business services, automobile repairs and services, and miscellaneous repair services; hotels; tourist courts and camps; and amusements, including motion picture theaters. Some important services not covered are radio broadcasting and television, medical and health, legal, educational, nonprofit, accounting, and domestic services.

This coverage is similar to that of the 1939 Business Census. However, "custom trades" and "services incidental to transportation," which are no longer included in the standard classification of the service trades, are not covered by the 1948 Census. In a number of localities, these exclusions as well as other changes in the standard classification may have

a considerable effect in comparing 1948 with 1939 data, particularly with respect to establishment count.

Establishment definition.—For Census purposes, a business establishment is defined to include only enterprises conducted from a recognizable place of business, provided that the annual sales were in excess of \$5,000 for a wholesale trade establishment and \$500 for establishments in other trades. A detailed analysis of coverage will be provided in future Census of Business publications.

"Number of establishments" is the number of separate business locations, rather than the number of business companies or organizations, since the Census figures represent information reported separately for each business location or establishment. The establishment count reflects the number of places in business at the end of 1948 excluding administrative and executive offices of multiunit organizations, and "chain store" warehouses.

Sales and receipts.—"1948 sales and receipts" represents sales of merchandise and receipts from repairs and other services to customers. The figures reflect deductions for returned goods and allowances, but not for trade-in allowances; they exclude sales and excise taxes collected from customers and paid directly to any taxing agency.

Proprietors.—"Active proprietors..." represents owners and partners of unincorporated businesses who devoted the major portion of their time to the business in November 1948.

Employment.—"Number of paid employees..." represents all employees on the pay roll for the pay period ending nearest November 15, 1948. "Full workweek" employees, whether regular or seasonal, are those who in the November 15 pay period were paid for working at least the number of hours typically worked in a week by employees of the reporting establishment.

1948 CENSUS OF BUSINESS

RETAIL, WHOLESALE, SERVICE TRADES

U. S. DEPARTMENT OF COMMERCE
BUREAU OF THE CENSUS

PRELIMINARY

For Release April 17, 1950

Release Series BC-1P-15-062

MITCHELL COUNTY, KANS.

Retail, wholesale, and service establishments located in Mitchell County, Kansas, showed a substantial expansion in dollar volume of trade from 1939 to 1948 according to preliminary figures from the 1948 Census of Business released today by the Bureau of the Census, U. S. Department of Commerce.

Retail sales in the county during 1948 aggregated \$13.0 million, an increase of 319 percent over the \$3.1 million in 1939, when the preceding Census of Business was taken. Wholesale sales in the county reached a total of \$12.9 million in 1948 as compared with \$2.5 million in 1939. The service trades included in the Census of Business recorded receipts totaling \$358,000 in 1948 compared with \$116,000 in 1939.

Employment in the county also rose over the 9-year period between 1939 and 1948 for the above trades. Establishments in these trades reported a combined total of 754 paid employees for the workweek ended nearest November 15, 1948. This compared with a total of 507 employees reported for the week of November 15, 1939.

These preliminary figures have been derived from a Census report on Mitchell County, Kansas, which also includes data for the city of Beloit. Final figures, superseding the preliminary data for Mitchell County, will be included in a Bulletin for the State of Kansas to be issued in several months. Similar data will be made available this year in preliminary and final form for each of the counties and States. A single copy of the preliminary release for Mitchell County as well as an order blank for other area releases may be obtained by writing to the Bureau of the Census, Washington 25, D. C.

Table 1.—CENSUS OF BUSINESS PRELIMINARY RESULTS FOR 1948, BY TRADE GROUP
MITCHELL COUNTY, KANS.

Trade group and kind of business	Number of establishments	1948 sales and receipts (Thousand dollars)	Active proprietors of unincorporated businesses Nov. 1948	Paid employees, workweek ended nearest Nov. 15, 1948	
				Total employees ¹	Full workweek employees
RETAIL TRADE, total.....	197	12,970	209	601	480
Food group.....	35	2,131	40	88	60
Eating and drinking places.....	31	533	37	73	57
General merchandise grp, general stores	6	650	3	69	36
Apparel group.....	12	482	15	21	16
Furniture-home furnishings-appliance grp	17	814	20	37	27
Automotive group.....	18	3,878	21	112	107
Gasoline service stations.....	33	1,334	30	92	86
Lumber-building-hardware group.....	29	2,417	29	65	63
Drug and proprietary stores.....	10	414	8	34	20
All other retail stores.....	6	267	6	10	8
WHOLESALE TRADE.....	39	12,910	25	99	x
SELECTED SERVICE TRADES, ^{2/} total.....	47	358	47	54	43
Personal services.....	26	175	26	36	33
All other service trades.....	21	183	21	18	10

x Not available.

^{1/} Includes employees paid for less than the full workweek.

^{2/} See General Description on last page for changes from the 1939 Census of Business in the coverage of Service Trades.

Table 2.—CENSUS OF BUSINESS PRELIMINARY RESULTS FOR 1948 FOR CITIES OF 2,500 INHABITANTS OR MORE

MITCHELL COUNTY, KANS.

(Data omitted for trade groups where necessary to avoid disclosure)

City and trade group ¹	Number of establishments	1948 sales and receipts (Thousand dollars)	Active proprietors of unincorporated businesses Nov. 1948	Paid employees, workweek ended nearest Nov. 15, 1948	
				Total employees ²	Full workweek employees
Beloit:					
Retail trade.....	101	8,957	120	410	339
Selected service trades...	25	294	24	52	43
Remainder of county:					
Retail trade.....	96	4,013	89	191	141
Selected service trades...	22	64	23	2	-

^{1/} See General Description on this page for changes from the 1939 Census of Business in the coverage of Service Trades.

^{2/} Includes employees paid for less than the full workweek.

GENERAL DESCRIPTION OF PRELIMINARY RELEASES FOR THE 1948 CENSUS OF BUSINESS

This series of releases, of which one is planned for each county in the United States, presents preliminary results of the 1948 Census of Business. The information is based on reports submitted by business establishments for that Census. The figures shown are preliminary, and are subject to revision in the final Census publications, but the changes are expected to be relatively minor with respect to coverage. The final Census figures will be issued in a series of Business Census bulletins which will show additional detailed kind-of-business information for all places where there are a sufficient number of establishments.

The 1948 Census of Business was taken under the provision of the Act of June 19, 1948, which provides that the Business Census be taken for 1948 and for each fifth year thereafter. Previous Business Censuses were taken for the years 1929, 1933, 1935, and 1939.

Scope of the Census.—The 1948 Census of Business covered all establishments in the following trades, as defined by the Standard Industrial Classification Manual, May 1949 issue, of the Executive Office of the President: all retail trades; all wholesale trades; all service trades in the following four groups—personal services, business services, automobile repairs and services, and miscellaneous repair services; hotels; tourist courts and camps; and amusements, including motion picture theaters. Some important services not covered are radio broadcasting and television, medical and health, legal, educational, nonprofit, accounting, and domestic services.

This coverage is similar to that of the 1939 Business Census. However, "custom trades" and "services incidental to transportation," which are no longer included in the standard classification of the service trades, are not covered by the 1948 Census. In a number of localities, these exclusions as well as other changes in the standard classification may have

a considerable effect in comparing 1948 with 1939 data, particularly with respect to establishment count.

Establishment definition.—For Census purposes, a business establishment is defined to include only enterprises conducted from a recognizable place of business, provided that the annual sales were in excess of \$5,000 for a wholesale trade establishment and \$500 for establishments in other trades. A detailed analysis of coverage will be provided in future Census of Business publications.

"Number of establishments" is the number of separate business locations, rather than the number of business companies or organizations, since the Census figures represent information reported separately for each business location or establishment. The establishment count reflects the number of places in business at the end of 1948 excluding administrative and executive offices of multiunit organizations, and "chain store" warehouses.

Sales and receipts.—"1948 sales and receipts" represents sales of merchandise and receipts from repairs and other services to customers. The figures reflect deductions for returned goods and allowances, but not for trade-in allowances; they exclude sales and excise taxes collected from customers and paid directly to any taxing agency.

Proprietors.—"Active proprietors..." represents owners and partners of unincorporated businesses who devoted the major portion of their time to the business in November 1948.

Employment.—"Number of paid employees..." represents all employees on the pay roll for the pay period ending nearest November 15, 1948. "Full workweek" employees, whether regular or seasonal, are those who in the November 15 pay period were paid for working at least the number of hours typically worked in a week by employees of the reporting establishment.

1948 CENSUS OF BUSINESS

U. S. DEPARTMENT OF COMMERCE
BUREAU OF THE CENSUS

RETAIL, WHOLESALE, SERVICE TRADES

PRELIMINARY

For Release April 24, 1950

Release Series BC-1P-15-063

MONTGOMERY COUNTY, KANS.

Retail, wholesale, and service establishments located in Montgomery County, Kansas, showed a substantial expansion in dollar volume of trade from 1939 to 1948 according to preliminary figures from the 1948 Census of Business released today by the Bureau of the Census, U. S. Department of Commerce.

Retail sales in the county during 1948 aggregated \$42.5 million, an increase of 195 percent over the \$14.4 million in 1939, when the preceding Census of Business was taken. Wholesale sales in the county reached a total of \$17.2 million in 1948 as compared with \$6.3 million in 1939. The service trades included in the Census of Business recorded receipts totaling \$2.0 million in 1948 compared with \$0.7 million in 1939.

Employment in the county also rose over the 9-year period between 1939 and 1948 for the above trades. Establishments in these trades reported a combined total of 3,105 paid employees for the workweek ended nearest November 15, 1948. This compared with a total of 2,410 employees reported for the week of November 15, 1939.

These preliminary figures have been derived from a Census report on Montgomery County, Kansas, which also includes data for the cities of Caney, Cherryvale, Coffeyville, and Independence. Final figures, superseding the preliminary data for Montgomery County, will be included in a Bulletin for the State of Kansas to be issued in several months. Similar data will be made available this year in preliminary and final form for each of the counties and States. A single copy of the preliminary release for Montgomery County as well as an order blank for other area releases may be obtained by writing to the Bureau of the Census, Washington 25, D. C.

Table 1.—CENSUS OF BUSINESS PRELIMINARY RESULTS FOR 1948, BY TRADE GROUP

MONTGOMERY COUNTY, KANS.

Trade group and kind of business	Number of establishments	1948 sales and receipts (Thousand dollars)	Active proprietors of unincorporated businesses Nov. 1948	Paid employees, workweek ended nearest Nov. 15, 1948	
				Total employees ¹	Full workweek employees
RETAIL TRADE, total.....	741	42,452	756	2,402	1,963
Food group.....	147	10,615	154	352	270
Eating and drinking places.....	136	1,877	150	356	289
General merchandise grp, general stores	21	3,931	14	386	260
Apparel group.....	50	2,915	44	207	172
Furniture-home furnishgs-appliance grp	42	2,309	42	113	106
Automotive group.....	69	8,863	68	333	320
Gasoline service stations.....	102	2,603	105	108	83
Lumber-building-hardware group.....	63	4,814	57	243	210
Drug and proprietary stores.....	25	1,480	24	129	106
All other retail stores.....	86	3,045	98	175	147
WHOLESALE TRADE, total.....	83	17,185	55	363	x
Merchant wholesalers.....	44	10,018	24	270	x
Petroleum bulk plants, terminals.....	21	1,836	19	23	x
Assemblers of farm products.....	9	2,230	4	54	x
Other types of wholesale.....	9	3,101	8	16	x
SELECTED SERVICE TRADES, total.....	225	1,956	239	340	309
Personal services.....	143	1,250	152	265	246
All other se.vice trades.....	82	706	87	75	63
MUSEMENTS.....	22	511	17	108	x

Not available.

¹ Includes employees paid for less than the full workweek.

² See General Description on last page for changes from the 1939 Census of Business in the coverage of Service Trades.

Table 2.—CENSUS OF BUSINESS PRELIMINARY RESULTS FOR 1948 FOR CITIES OF 2,500 INHABITANTS OR MORE

MONTGOMERY COUNTY, KANS.

(Data omitted for trade groups where necessary to avoid disclosure)

City and trade group ¹	Number of establishments	1948 sales and receipts (Thousand dollars)	Active proprietors of unincorporated businesses Nov. 1948	Paid employees, workweek ended nearest Nov. 15, 1948	
				Total employees ²	Full workweek employees
Caney:					
Retail trade.....	64	3,192	67	127	111
Selected service trades....	20	163	20	16	15
Cherryvale:					
Retail trade.....	78	2,414	90	140	99
Selected service trades....	18	96	19	12	10
Coffeyville:					
Retail trade.....	320	22,045	321	1,327	1,095
Wholesale trade.....	38	11,742	26	221	x
Selected service trades....	90	819	96	163	152
Independence:					
Retail trade.....	201	13,102	178	741	612
Wholesale trade.....	25	3,800	13	103	x
Selected service trades....	82	837	88	147	131
Remainder of county: ^{3/}					
Retail trade.....	78	1,699	100	67	46
Wholesale trade.....	20	1,643	16	39	x
Selected service trades....	15	41	16	2	1

^{1/} See General Description on last page for changes from the 1939 Census of Business in the coverage of Service Trades.

^{2/} Includes employees paid for less than the full workweek.

^{3/} Includes figures for establishments, other than wholesale, not located in cities of 2,500 inhabitants or more, and wholesale establishments not located in cities of 5,000 inhabitants or more.

x Not available.

GENERAL DESCRIPTION OF PRELIMINARY RELEASES FOR THE 1948 CENSUS OF BUSINESS

This series of releases, of which one is planned for each county in the United States, presents preliminary results of the 1948 Census of Business. The information is based on reports submitted by business establishments for that Census. The figures shown are preliminary, and are subject to revision in the final Census publications, but the changes are expected to be relatively minor with respect to coverage. The final Census figures will be issued in a series of Business Census bulletins which will show additional detailed kind-of-business information for all places where there are a sufficient number of establishments.

The 1948 Census of Business was taken under the provision of the Act of June 19, 1948, which provides that the Business Census be taken for 1948 and for each fifth year thereafter. Previous Business Censuses were taken for the years 1929, 1933, 1935, and 1939.

Scope of the Census.—The 1948 Census of Business covered all establishments in the following trades, as defined by the Standard Industrial Classification Manual, May 1949 issue, of the Executive Office of the President: all retail trades; all wholesale trades; all service trades in the following four groups—personal services, business services, automobile repairs and services, and miscellaneous repair services; hotels; tourist courts and camps; and amusements, including motion picture theaters. Some important services not covered are radio broadcasting and television, medical and health, legal, educational, nonprofit, accounting, and domestic services.

This coverage is similar to that of the 1939 Business Census. However, "custom trades" and "services incidental to transportation," which are no longer included in the standard classification of the service trades, are not covered by the 1948 Census. In a number of localities, these exclusions as well as other changes in the standard classification may have a considerable effect in comparing

1948 with 1939 data, particularly with respect to establishment count.


Establishment definition.—For Census purposes, a business establishment is defined to include only enterprises conducted from a recognizable place of business, provided that the annual sales were in excess of \$5,000 for a wholesale trade establishment and \$500 for establishments in other trades. A detailed analysis of coverage will be provided in future Census of Business publications.

"Number of establishments" is the number of separate business locations, rather than the number of business companies or organizations, since the Census figures represent information reported separately for each business location or establishment. The establishment count reflects the number of places in business at the end of 1948 excluding administrative and executive offices of multiunit organizations, and "chain store" warehouses.

Sales and receipts.—"1948 sales and receipts" represents sales of merchandise and receipts from repairs and other services to customers. The figures reflect deductions for returned goods and allowances, but not for trade-in allowances; they exclude sales and excise taxes collected from customers and paid directly to any taxing agency.

Proprietors.—"Active proprietors..." represents owners and partners of unincorporated businesses who devoted the major portion of their time to the business in November 1948.

Employment.—"Number of paid employees..." represents all employees on the pay roll for the pay period ending nearest November 15, 1948. "Full workweek" employees, whether regular or seasonal, are those who in the November 15 pay period were paid for working at least the number of hours typically worked in a week by employees of the reporting establishment.



1948 CENSUS OF BUSINESS

U. S. DEPARTMENT OF COMMERCE
BUREAU OF THE CENSUS

RETAIL, WHOLESALE, SERVICE TRADES

PRELIMINARY

For Release April 12, 1950

Release Series BC-1P-15-064

MORRIS COUNTY, KANS.

Retail, wholesale, and service establishments located in Morris County, Kansas, showed a substantial expansion in dollar volume of trade from 1939 to 1948 according to preliminary figures from the 1948 Census of Business released today by the Bureau of the Census, U. S. Department of Commerce.

Retail sales in the county during 1948 aggregated \$6.0 million, an increase of 200 percent over the \$2.0 million in 1939, when the preceding Census of Business was taken. Wholesale sales in the county reached a total of \$2.7 million in 1948 as compared with \$1.0 million in 1939. The service trades included in the Census of Business recorded receipts totaling \$220,000 in 1948 compared with \$73,000 in 1939.

Employment in the county also rose over the 9-year period between 1939 and 1948 for the above trades. Establishments in these trades reported a combined total of 315 paid employees for the workweek ended nearest November 15, 1948. This compared with a total of 243 employees reported for the week of November 15, 1939.

These preliminary figures have been derived from a Census report on Morris County, Kansas, which also includes data for the city of Council Grove. Final figures, superseding the preliminary data for Morris County, will be included in a Bulletin for the State of Kansas to be issued in several months. Similar data will be made available this year in preliminary and final form for each of the counties and States. A single copy of the preliminary release for Morris County as well as an order blank for other area releases may be obtained by writing to the Bureau of the Census, Washington 25, D. C.

Table 1.—CENSUS OF BUSINESS PRELIMINARY RESULTS FOR 1948, BY TRADE GROUP

MORRIS COUNTY, KANS.

Trade group and kind of business	Number of establishments	1948 sales and receipts (Thousand dollars)	Active proprietors of unincorporated businesses Nov. 1948	Paid employees, workweek ended nearest Nov. 15, 1948	
				Total employees ¹	Full workweek employees
RETAIL TRADE, total.....	143	5,974	158	243	175
Food group.....	31	1,419	35	48	31
Eating and drinking places.....	23	285	24	37	20
Gasoline service stations.....	27	572	36	17	14
All other retail stores.....	62	3,698	63	141	110
WHOLESALE TRADE.....	35	2,747	33	48	x
SELECTED SERVICE TRADES, ^{2/} total..	46	220	47	24	19
Personal services.....	23	93	24	15	12
All other service trades.....	23	127	23	9	7

x Not available.

^{1/} Includes employees paid for less than the full workweek.

^{2/} See General Description on last page for changes from the 1939 Census of Business in the coverage of Service Trades.

Table 2.—CENSUS OF BUSINESS PRELIMINARY RESULTS FOR 1948 FOR CITIES OF 2,500 INHABITANTS OR MORE

MORRIS COUNTY, KANS.

(Data omitted for trade groups where necessary to avoid disclosure)

City and trade group ¹	Number of establishments	1948 sales and receipts (Thousand dollars)	Active proprietors of unincorporated businesses Nov. 1948	Paid employees, workweek ended nearest Nov. 15, 1948	
				Total employees ²	Full workweek employees
Council Grove:					
Retail trade.....	72	4,584	76	205	153
Selected service trades...	24	137	25	20	17
Remainder of county:					
Retail trade.....	71	1,390	82	38	22
Selected service trades...	22	83	22	4	2

1/ See General Description on this page for changes from the 1939 Census of Business in the coverage of Service Trades.

2/ Includes employees paid for less than the full workweek.

GENERAL DESCRIPTION OF PRELIMINARY RELEASES FOR THE 1948 CENSUS OF BUSINESS

This series of releases, of which one is planned for each county in the United States, presents preliminary results of the 1948 Census of Business. The information is based on reports submitted by business establishments for that Census. The figures shown are preliminary, and are subject to revision in the final Census publications, but the changes are expected to be relatively minor with respect to coverage. The final Census figures will be issued in a series of Business Census bulletins which will show additional detailed kind-of-business information for all places where there are a sufficient number of establishments.

The 1948 Census of Business was taken under the provision of the Act of June 19, 1948, which provides that the Business Census be taken for 1948 and for each fifth year thereafter. Previous Business Censuses were taken for the years 1929, 1933, 1935, and 1939.

Scope of the Census.—The 1948 Census of Business covered all establishments in the following trades, as defined by the Standard Industrial Classification Manual, May 1949 issue, of the Executive Office of the President: all retail trades; all wholesale trades; all service trades in the following four groups—personal services, business services, automobile repairs and services, and miscellaneous repair services; hotels; tourist courts and camps; and amusements, including motion picture theaters. Some important services not covered are radio broadcasting and television, medical and health, legal, educational, nonprofit, accounting, and domestic services.

This coverage is similar to that of the 1939 Business Census. However, "custom trades" and "services incidental to transportation," which are no longer included in the standard classification of the service trades, are not covered by the 1948 Census. In a number of localities, these exclusions as well as

other changes in the standard classification may have a considerable effect in comparing 1948 with 1939 data, particularly with respect to establishment count.

Establishment definition.—For Census purposes, a business establishment is defined to include only enterprises conducted from a recognizable place of business, provided that the annual sales were in excess of \$5,000 for a wholesale trade establishment and \$500 for establishments in other trades. A detailed analysis of coverage will be provided in future Censuses of Business publications.

"Number of establishments" is the number of separate business locations, rather than the number of business companies or organizations, since the Census figures represent information reported separately for each business location or establishment. The establishment count reflects the number of places in business at the end of 1948 excluding administrative and executive offices of multiunit organizations, and "chain store" warehouses.

Sales and receipts.—"1948 sales and receipts" represents sales of merchandise and receipts from repairs and other services to customers. The figures reflect deductions for returned goods and allowances, but not for trade-in allowances; they exclude sales and excise taxes collected from customers and paid directly to any taxing agency.

Proprietors.—"Active proprietors..." represents owners and partners of unincorporated businesses who devoted the major portion of their time to the business in November 1948.

Employment.—"Number of paid employees..." represents all employees on the pay roll for the pay period ending nearest November 15, 1948. "Full workweek" employees, whether regular or seasonal, are those who in the November 15 pay period were paid for working at least the number of hours typically worked in a week by employees of the reporting establishment.

1948 CENSUS OF BUSINESS

RETAIL, WHOLESALE, SERVICE TRADES

U. S. DEPARTMENT OF COMMERCE
BUREAU OF THE CENSUS

PRELIMINARY

For Release April 10, 1950

Release Series BC-1P-15-065

MORTON COUNTY, KANS.

Retail, wholesale, and service establishments located in Morton County, Kansas, showed a substantial expansion in dollar volume of trade from 1939 to 1948 according to preliminary figures from the 1948 Census of Business released today by the Bureau of the Census, U. S. Department of Commerce.

Retail sales in the county during 1948 aggregated \$3.5 million, an increase of 600 percent over the \$0.5 million in 1939, when the preceding Census of Business was taken. Wholesale sales in the county reached a total of \$8.0 million in 1948 as compared with \$0.4 million in 1939. The service trades included in the Census of Business recorded receipts totaling \$76,000 in 1948 compared with \$19,000 in 1939.

Employment in the county also rose over the 9-year period between 1939 and 1948 for the above trades. Establishments in these trades reported a combined total of 194 paid employees for the workweek ended nearest November 15, 1948. This compared with a total of 74 employees reported for the week of November 15, 1939.

These preliminary figures have been derived from a Census report on Morton County, Kansas. Final figures, superseding the preliminary data for Morton County, will be included in a Bulletin for the State of Kansas to be issued in several months. Similar data will be made available this year in preliminary and final form for each of the counties and States. A single copy of the preliminary release for Morton County as well as an order blank for other area releases may be obtained by writing to the Bureau of the Census, Washington 25, D. C.

Table 1.—CENSUS OF BUSINESS PRELIMINARY RESULTS FOR 1948, BY TRADE GROUP

MORTON COUNTY, KANS.

Trade group and kind of business	Number of establishments	1948 sales and receipts (Thousand dollars)	Active proprietors of unincorporated businesses Nov. 1948	Paid employees, workweek ended nearest Nov. 15, 1948	
				Total employees ¹	Full workweek employees
RETAIL TRADE, total.....	57	3,485	60	148	102
Food group.....	10	660	9	21	14
Eating and drinking places.....	10	172	10	25	17
Gasoline service stations.....	9	552	10	23	14
All other retail stores.....	28	2,101	31	79	57
WHOLESALE TRADE.....	15	7,960	10	42	x
SELECTED SERVICE TRADES, ^{2/} total..	15	76	18	4	1
Personal services.....	8	36	9	4	1
All other service trades.....	7	40	9	-	-
HOTELS.....	5	26	6	2	1

x Not available.

^{1/} Includes employees paid for less than the full workweek.

^{2/} See General Description on last page for changes from the 1939 Census of Business in the coverage of Service Trades.

GENERAL DESCRIPTION OF PRELIMINARY RELEASES FOR THE 1948 CENSUS OF BUSINESS

This series of releases, of which one is planned for each county in the United States, presents preliminary results of the 1948 Census of Business. The information is based on reports submitted by business establishments for that Census. The figures shown are preliminary, and are subject to revision in the final Census publications, but the changes are expected to be relatively minor with respect to coverage. The final Census figures will be issued in a series of Business Census bulletins which will show additional detailed kind-of-business information for all places where there are a sufficient number of establishments.

The 1948 Census of Business was taken under the provision of the Act of June 19, 1948, which provides that the Business Census be taken for 1948 and for each fifth year thereafter. Previous Business Censuses were taken for the years 1929, 1933, 1935, and 1939.

Scope of the Census.—The 1948 Census of Business covered all establishments in the following trades, as defined by the Standard Industrial Classification Manual, May 1949 issue, of the Executive Office of the President: all retail trades; all wholesale trades; all service trades in the following four groups—personal services, business services, automobile repairs and services, and miscellaneous repair services; hotels; tourist courts and camps; and amusements, including motion picture theaters. Some important services not covered are radio broadcasting and television, medical and health, legal, educational, nonprofit, accounting, and domestic services.

This coverage is similar to that of the 1939 Business Census. However, "custom trades" and "services incidental to transportation," which are no longer included in the standard classification of the service trades, are not covered by the 1948 Census. In a number of localities, these exclusions as well as other changes in the standard classification may have a considerable effect in comparing

1948 with 1939 data, particularly with respect to establishment count.

Establishment definition.—For Census purposes, a business establishment is defined to include only enterprises conducted from a recognizable place of business, provided that the annual sales were in excess of \$5,000 for a wholesale trade establishment and \$500 for establishments in other trades. A detailed analysis of coverage will be provided in future Census of Business publications.

"Number of establishments" is the number of separate business locations, rather than the number of business companies or organizations, since the Census figures represent information reported separately for each business location or establishment. The establishment count reflects the number of places in business at the end of 1948 excluding administrative and executive offices of multiunit organizations, and "chain store" warehouses.

Sales and receipts.—"1948 sales and receipts" represents sales of merchandise and receipts from repairs and other services to customers. The figures reflect deductions for returned goods and allowances, but not for trade-in allowances; they exclude sales and excise taxes collected from customers and paid directly to any taxing agency.

Proprietors.—"Active proprietors..." represents owners and partners of unincorporated businesses who devoted the major portion of their time to the business in November 1948.

Employment.—"Number of paid employees..." represents all employees on the pay roll for the pay period ending nearest November 15, 1948. "Full workweek" employees, whether regular or seasonal, are those who in the November 15 pay period were paid for working at least the number of hours typically worked in a week by employees of the reporting establishment.

1948 CENSUS OF BUSINESS

RETAIL, WHOLESALE, SERVICE TRADES

U. S. DEPARTMENT OF COMMERCE
BUREAU OF THE CENSUS

PRELIMINARY

For Release April 10, 1950

Release Series BC-1P-15-066

NEMAHA COUNTY, KANS.

Retail, wholesale, and service establishments located in Nemaha County, Kansas, showed a substantial expansion in dollar volume of trade from 1939 to 1948 according to preliminary figures from the 1948 Census of Business released today by the Bureau of the Census, U. S. Department of Commerce.

Retail sales in the county during 1948 aggregated \$11.0 million, an increase of 293 percent over the \$2.8 million in 1939, when the preceding Census of Business was taken. Wholesale sales in the county reached a total of \$7.3 million in 1948 as compared with \$2.0 million in 1939. The service trades included in the Census of Business recorded receipts totaling \$462,000 in 1948 compared with \$136,000 in 1939.

Employment in the county also rose over the 9-year period between 1939 and 1948 for the above trades. Establishments in these trades reported a combined total of 679 paid employees for the workweek ended nearest November 15, 1948. This compared with a total of 430 employees reported for the week of November 15, 1939.

These preliminary figures have been derived from a Census report on Nemaha County, Kansas. Final figures, superseding the preliminary data for Nemaha County, will be included in a Bulletin for the State of Kansas to be issued in several months. Similar data will be made available this year in preliminary and final form for each of the counties and States. A single copy of the preliminary release for Nemaha County as well as an order blank for other area releases may be obtained by writing to the Bureau of the Census, Washington 25, D. C.

Table 1.—CENSUS OF BUSINESS PRELIMINARY RESULTS FOR 1948, BY TRADE GROUP

NEMAHA COUNTY, KANS.

Trade group and kind of business	Number of establishments	1948 sales and receipts (Thousand dollars)	Active proprietors of unincorporated businesses Nov. 1948	Paid employees, workweek ended nearest Nov. 15, 1948	
				Total employees ¹	Full workweek employees
RETAIL TRADE, total.....	251	11,008	267	499	374
Food group.....	37	2,280	39	64	41
Eating and drinking places.....	41	615	43	73	52
General merchandise grp, general stores.	13	609	11	54	36
Apparel group.....	11	487	14	17	13
Furniture-home furnishings-appliance grp.	16	398	18	18	12
Automotive group.....	23	2,101	23	85	82
Gasoline service stations.....	37	829	40	27	21
Lumber-building-hardware group.....	44	2,717	48	102	79
Drug and proprietary stores.....	11	465	12	39	26
All other retail stores.....	18	507	19	20	12
WHOLESALE TRADE, total.....	55	7,319	47	121	x
Merchant wholesalers.....	9	739	8	17	x
Petroleum bulk plants, terminals.....	27	1,498	27	21	x
Other type of wholesalers.....	19	5,082	12	83	x
SELECTED SERVICE TRADES, ^{2/} total.....	72	462	78	59	43
Personal services.....	39	188	40	30	24
All other service trades.....	33	274	38	29	19

x Not available.

^{1/} Includes employees paid for less than the full workweek.

^{2/} See General Description on this page for changes from the 1939 Census of Business in the coverage of Service Trades.

GENERAL DESCRIPTION OF PRELIMINARY RELEASES FOR THE 1948 CENSUS OF BUSINESS

This series of releases, of which one is planned for each county in the United States, presents preliminary results of the 1948 Census of Business. The information is based on reports submitted by business establishments for that Census. The figures shown are preliminary, and are subject to revision in the final Census publications, but the changes are expected to be relatively minor with respect to coverage. The final Census figures will be issued in a series of Business Census bulletins which will show additional detailed kind-of-business information for all places where there are a sufficient number of establishments.

The 1948 Census of Business was taken under the provision of the Act of June 19, 1948, which provides that the Business Census be taken for 1948 and for each fifth year thereafter. Previous Business Censuses were taken for the years 1929, 1933, 1935, and 1939.

Scope of the Census.—The 1948 Census of Business covered all establishments in the following trades, as defined by the Standard Industrial Classification Manual, May 1949 issue, of the Executive Office of the President: all retail trades; all wholesale trades; all service trades in the following four groups—personal services, business services, automobile repairs and services, and miscellaneous repair services; hotels; tourist courts and camps; and amusements, including motion picture theaters. Some important services not covered are radio broadcasting and television, medical and health, legal, educational, nonprofit, accounting, and domestic services.

This coverage is similar to that of the 1939 Business Census. However, "custom trades" and "services incidental to transportation," which are no longer included in the standard classification of the service trades, are not covered by the 1948 Census. In a number of localities, these exclusions as well as

other changes in the standard classification may have a considerable effect in comparing 1948 with 1939 data, particularly with respect to establishment count.

Establishment definition.—For Census purposes, a business establishment is defined to include only enterprises conducted from a recognizable place of business, provided that the annual sales were in excess of \$5,000 for a wholesale trade establishment and \$500 for establishments in other trades. A detailed analysis of coverage will be provided in future Censuses of Business publications.

"Number of establishments" is the number of separate business locations, rather than the number of business companies or organizations, since the Census figures represent information reported separately for each business location or establishment. The establishment count reflects the number of places in business at the end of 1948 excluding administrative and executive offices of multiunit organizations, and "chain store" warehouses.

Sales and receipts.—"1948 sales and receipts" represents sales of merchandise and receipts from repairs and other services to customers. The figures reflect deductions for returned goods and allowances, but not for trade-in allowances; they exclude sales and excise taxes collected from customers and paid directly to any taxing agency.

Proprietors.—"Active proprietors..." represents owners and partners of unincorporated businesses who devoted the major portion of their time to the business in November 1948.

Employment.—"Number of paid employees..." represents all employees on the pay roll for the pay period ending nearest November 15, 1948. "Full workweek" employees, whether regular or seasonal, are those who in the November 15 pay period were paid for working at least the number of hours typically worked in a week by employees of the reporting establishment.

1948 CENSUS OF BUSINESS

RETAIL, WHOLESALE, SERVICE TRADES

U. S. DEPARTMENT OF COMMERCE
BUREAU OF THE CENSUS

PRELIMINARY

For Release April 20, 1950

Release Series BC-1P-15-067

NEOSHO COUNTY, KANS.

Retail, wholesale, and service establishments located in Neosho County, Kansas, showed a substantial expansion in dollar volume of trade from 1939 to 1948 according to preliminary figures from the 1948 Census of Business released today by the Bureau of the Census, U. S. Department of Commerce.

Retail sales in the county during 1948 aggregated \$16.8 million, an increase of 211 percent over the \$5.4 million in 1939, when the preceding Census of Business was taken. Wholesale sales in the county reached a total of \$6.4 million in 1948 as compared with \$2.5 million in 1939. The service trades included in the Census of Business recorded receipts totaling \$664,000 in 1948 compared with \$272,000 in 1939.

Employment in the county also rose over the 9-year period between 1939 and 1948 for the above trades. Establishments in these trades reported a combined total of 1,099 paid employees for the workweek ended nearest November 15, 1948. This compared with a total of 798 employees reported for the week of November 15, 1939.

These preliminary figures have been derived from a Census report on Neosho County, Kansas, which also includes data for the city of Chanute. Final figures, superseding the preliminary data for Neosho County, will be included in a Bulletin for the State of Kansas to be issued in several months. Similar data will be made available this year in preliminary and final form for each of the counties and States. A single copy of the preliminary release for Neosho County as well as an order blank for other area releases may be obtained by writing to the Bureau of the Census, Washington 25, D. C.

Table 1.—CENSUS OF BUSINESS PRELIMINARY RESULTS FOR 1948, BY TRADE GROUP

NEOSHO COUNTY, KANS.

Trade group and kind of business	Number of establishments	1948 sales and receipts (Thousand dollars)	Active proprietors of unincorporated businesses Nov. 1948	Paid employees, workweek ended nearest Nov. 15, 1948	
				Total employees ¹	Full workweek employees
RETAIL TRADE, total.....	292	16,809	284	880	716
Food group.....	66	4,107	58	176	127
Eating and drinking places.....	43	671	51	115	95
General merchandise grp, general stores.	9	1,374	5	131	96
Apparel group.....	17	796	13	56	45
Furniture-home furnishgs-appliance grp.	17	853	17	50	42
Automotive group.....	26	3,556	25	134	127
Gasoline service stations.....	38	935	37	40	32
Lumber-building-hardware group.....	40	2,600	41	88	82
Drug and proprietary stores.....	8	481	7	41	37
All other retail stores.....	28	1,436	30	49	33
WHOLESALE TRADE, total.....	41	6,379	31	120	x
Merchant wholesalers.....	13	2,741	8	85	x
Other types of wholesale.....	28	3,638	23	35	x
SELECTED SERVICE TRADES, ² /total.....	86	664	92	99	88
Personal services.....	45	349	48	68	62
All other service trades.....	41	315	44	31	26
AMUSEMENTS.....	10	253	7	25	x

x Not available.

¹/ Includes employees paid for less than the full workweek.

²/ See General Description on last page for changes from the 1939 Census of Business in the coverage of Service Trades.

Table 2.—CENSUS OF BUSINESS PRELIMINARY RESULTS FOR 1948 FOR CITIES OF 2,500 INHABITANTS OR MORE

NEOSHO COUNTY, KANS.

(Data omitted for trade groups where necessary to avoid disclosure)

City and trade group ¹	Number of establishments	1948 sales and receipts (Thousand dollars)	Active proprietors of unincorporated businesses Nov. 1948	Paid employees, workweek ended nearest Nov. 15, 1948	
				Total employees ²	Full workweek employees
Chanute:					
Retail trade.....	195	13,194	191	719	589
Wholesale trade.....	24	4,008	19	94	x
Selected service trades....	55	507	60	90	81
Amusements.....	5	197	2	20	x
Remainder of county:					
Retail trade.....	97	3,615	93	161	127
Wholesale trade.....	17	2,371	12	26	x
Selected service trades....	31	157	32	9	7
Amusements.....	5	56	5	5	x

x Not available.

1/ See General Description on this page for changes from the 1939 Census of Business in the coverage of Service Trades.

2/ Includes employees paid for less than the full workweek.

GENERAL DESCRIPTION OF PRELIMINARY RELEASES FOR THE 1948 CENSUS OF BUSINESS

This series of releases, of which one is planned for each county in the United States, presents preliminary results of the 1948 Census of Business. The information is based on reports submitted by business establishments for that Census. The figures shown are preliminary, and are subject to revision in the final Census publications, but the changes are expected to be relatively minor with respect to coverage. The final Census figures will be issued in a series of Business Census bulletins which will show additional detailed kind-of-business information for all places where there are a sufficient number of establishments.

The 1948 Census of Business was taken under the provision of the Act of June 19, 1948, which provides that the Business Census be taken for 1948 and for each fifth year thereafter. Previous Business Censuses were taken for the years 1929, 1933, 1935, and 1939.

Scope of the Census.—The 1948 Census of Business covered all establishments in the following trades, as defined by the Standard Industrial Classification Manual, May 1949 issue, of the Executive Office of the President: all retail trades; all wholesale trades; all service trades in the following four groups—personal services, business services, automobile repairs and services, and miscellaneous repair services; hotels; tourist courts and camps; and amusements, including motion picture theaters. Some important services not covered are radio broadcasting and television, medical and health, legal, educational, nonprofit, accounting, and domestic services.

This coverage is similar to that of the 1939 Business Census. However, "custom trades" and "services incidental to transportation," which are no longer included in the standard classification of the service trades, are not covered by the 1948 Census. In a number of localities, these exclusions as well as

other changes in the standard classification may have a considerable effect in comparing 1948 with 1939 data, particularly with respect to establishment count.

Establishment definition.—For Census purposes, a business establishment is defined to include only enterprises conducted from a recognizable place of business, provided that the annual sales were in excess of \$5,000 for a wholesale trade establishment and \$500 for establishments in other trades. A detailed analysis of coverage will be provided in future Census of Business publications.

"Number of establishments" is the number of separate business locations, rather than the number of business companies or organizations, since the Census figures represent information reported separately for each business location or establishment. The establishment count reflects the number of places in business at the end of 1948 excluding administrative and executive offices of multiunit organizations, and "chain store" warehouses.

Sales and receipts.—"1948 sales and receipts" represents sales of merchandise and receipts from repairs and other services to customers. The figures reflect deductions for returned goods and allowances, but not for trade-in allowances; they exclude sales and excise taxes collected from customers and paid directly to any taxing agency.

Proprietors.—"Active proprietors..." represents owners and partners of unincorporated businesses who devoted the major portion of their time to the business in November 1948.

Employment.—"Number of paid employees..." represents all employees on the pay roll for the pay period ending nearest November 15, 1948. "Full workweek" employees, whether regular or seasonal, are those who in the November 15 pay period were paid for working at least the number of hours typically worked in a week by employees of the reporting establishment.

1948 CENSUS OF BUSINESS

RETAIL, WHOLESALE, SERVICE TRADES

U. S. DEPARTMENT OF COMMERCE
BUREAU OF THE CENSUS

PRELIMINARY

For Release April 12, 1950

Release Series BC-1P-15-068

NESS COUNTY, KANS.

Retail, wholesale, and service establishments located in Ness County, Kansas, showed a substantial expansion in dollar volume of trade from 1939 to 1948 according to preliminary figures from the 1948 Census of Business released today by the Bureau of the Census, U. S. Department of Commerce.

Retail sales in the county during 1948 aggregated \$5.9 million, an increase of 436 percent over the \$1.1 million in 1939, when the preceding Census of Business was taken. Wholesale sales in the county reached a total of \$12.0 million in 1948 as compared with \$0.6 million in 1939. The service trades included in the Census of Business recorded receipts totaling \$174,000 in 1948 compared with \$47,000 in 1939.

Employment in the county also rose over the 9-year period between 1939 and 1948 for the above trades. Establishments in these trades reported a combined total of 258 paid employees for the workweek ended nearest November 15, 1948. This compared with a total of 160 employees reported for the week of November 15, 1939.

These preliminary figures have been derived from a Census report on Ness County, Kansas. Final figures, superseding the preliminary data for Ness County, will be included in a Bulletin for the State of Kansas to be issued in several months. Similar data will be made available this year in preliminary and final form for each of the counties and States. A single copy of the preliminary release for Ness County as well as an order blank for other area releases may be obtained by writing to the Bureau of the Census, Washington 25, D. C.

Table 1.—CENSUS OF BUSINESS PRELIMINARY RESULTS FOR 1948, BY TRADE GROUP
NESS COUNTY, KANS.

Trade group and kind of business	Number of establishments	1948 sales and receipts (Thousand dollars)	Active proprietors of unincorporated businesses Nov. 1948	Paid employees, workweek ended nearest Nov. 15, 1948	
				Total employees ¹	Full workweek employees
RETAIL TRADE, total.....	109	5,867	125	181	127
Food group.....	20	1,079	21	37	19
Eating and drinking places.....	20	387	22	31	20
Gasoline service stations.....	14	542	18	8	6
All other retail stores.....	55	3,859	64	105	82
WHOLESALE TRADE.....	31	12,006	17	64	x
SELECTED SERVICE TRADES, ^{2/} total.....	34	174	35	13	12
Personal services.....	11	44	11	7	7
All other service trades.....	23	130	24	6	5

x Not available.

^{1/} Includes employees paid for less than the full workweek.

^{2/} See General Description on last page for changes from the 1939 Census of Business in the coverage of Service Trades.

GENERAL DESCRIPTION OF PRELIMINARY RELEASES FOR THE 1948 CENSUS OF BUSINESS

This series of releases, of which one is planned for each county in the United States, presents preliminary results of the 1948 Census of Business. The information is based on reports submitted by business establishments for that Census. The figures shown are preliminary, and are subject to revision in the final Census publications, but the changes are expected to be relatively minor with respect to coverage. The final Census figures will be issued in a series of Business Census bulletins which will show additional detailed kind-of-business information for all places where there are a sufficient number of establishments.

The 1948 Census of Business was taken under the provision of the Act of June 19, 1948, which provides that the Business Census be taken for 1948 and for each fifth year thereafter. Previous Business Censuses were taken for the years 1929, 1933, 1935, and 1939.

Scope of the Census.—The 1948 Census of Business covered all establishments in the following trades, as defined by the Standard Industrial Classification Manual, May 1949 issue, of the Executive Office of the President: all retail trades; all wholesale trades; all service trades in the following four groups—personal services, business services, automobile repairs and services, and miscellaneous repair services; hotels; tourist courts and camps; and amusements, including motion picture theaters. Some important services not covered are radio broadcasting and television, medical and health, legal, educational, nonprofit, accounting, and domestic services.

This coverage is similar to that of the 1939 Business Census. However, "custom trades" and "services incidental to transportation," which are no longer included in the standard classification of the service trades, are not covered by the 1948 Census. In a number of localities, these exclusions as well as other changes in the standard classification may have a considerable effect in comparing

1948 with 1939 data, particularly with respect to establishment count.

Establishment definition.—For Census purposes, a business establishment is defined to include only enterprises conducted from a recognizable place of business, provided that the annual sales were in excess of \$5,000 for a wholesale trade establishment and \$500 for establishments in other trades. A detailed analysis of coverage will be provided in future Census of Business publications.

"Number of establishments" is the number of separate business locations, rather than the number of business companies or organizations, since the Census figures represent information reported separately for each business location or establishment. The establishment count reflects the number of places in business at the end of 1948 excluding administrative and executive offices of multiunit organizations, and "chain store" warehouses.

Sales and receipts.—"1948 sales and receipts" represents sales of merchandise and receipts from repairs and other services to customers. The figures reflect deductions for returned goods and allowances, but not for trade-in allowances; they exclude sales and excise taxes collected from customers and paid directly to any taxing agency.

Proprietors.—"Active proprietors..." represents owners and partners of unincorporated businesses who devoted the major portion of their time to the business in November 1948.

Employment.—"Number of paid employees..." represents all employees on the pay roll for the pay period ending nearest November 15, 1948. "Full workweek" employees, whether regular or seasonal, are those who in the November 15 pay period were paid for working at least the number of hours typically worked in a week by employees of the reporting establishment.

1948 CENSUS OF BUSINESS

RETAIL, WHOLESALE, SERVICE TRADES

U. S. DEPARTMENT OF COMMERCE
BUREAU OF THE CENSUS

PRELIMINARY

For Release April 10, 1950

Release Series BC-1P-15-069

NORTON COUNTY, KANS.

Retail, wholesale, and service establishments located in Norton County, Kansas, showed a substantial expansion in dollar volume of trade from 1939 to 1948 according to preliminary figures from the 1948 Census of Business released today by the Bureau of the Census, U. S. Department of Commerce.

Retail sales in the county during 1948 aggregated \$9.3 million, an increase of 389 percent over the \$1.9 million in 1939, when the preceding Census of Business was taken. Wholesale sales in the county reached a total of \$6.4 million in 1948 as compared with \$0.9 million in 1939. The service trades included in the Census of Business recorded receipts totaling \$244,000 in 1948 compared with \$60,000 in 1939.

Employment in the county also rose over the 9-year period between 1939 and 1948 for the above trades. Establishments in these trades reported a combined total of 500 paid employees for the workweek ended nearest November 15, 1948. This compared with a total of 267 employees reported for the week of November 15, 1939.

These preliminary figures have been derived from a Census report on Norton County, Kansas, which also includes data for the city of Norton. Final figures, superseding the preliminary data for Norton County, will be included in a Bulletin for the State of Kansas to be issued in several months. Similar data will be made available this year in preliminary and final form for each of the counties and States. A single copy of the preliminary release for Norton County as well as an order blank for other area releases may be obtained by writing to the Bureau of the Census, Washington 25, D. C.

Table 1.—CENSUS OF BUSINESS PRELIMINARY RESULTS FOR 1948, BY TRADE GROUP

NORTON COUNTY, KANS.

Trade group and kind of business	Number of establishments	1948 sales and receipts (Thousand dollars)	Active proprietors of unincorporated businesses Nov. 1948	Paid employees, workweek ended nearest Nov. 15, 1948	
				Total employees ¹	Full workweek employees
RETAIL TRADE, total.....	149	9,303	162	390	312
Food group.....	22	1,511	24	44	29
Eating and drinking places.....	22	553	26	75	57
Gasoline service stations.....	19	779	20	33	27
All other retail stores.....	86	6,460	92	238	199
WHOLESALE TRADE, total.....	38	6,398	28	89	x
Merchant wholesalers.....	5	509	3	24	x
Other types of wholesalers.....	33	5,889	25	65	x
SELECTED SERVICE TRADES, ^{2/} total.....	34	244	40	21	19
Personal services.....	22	114	26	12	10
All other service trades.....	12	130	14	9	9

x Not available.

^{1/} Includes employees paid for less than the full workweek.

^{2/} See General Description on last page for changes from the 1939 Census of Business in the coverage of Service Trades.

Table 2.—CENSUS OF BUSINESS PRELIMINARY RESULTS FOR 1948 FOR CITIES OF 2,500 INHABITANTS OR MORE

NORTON COUNTY, KANS.

(Data omitted for trade groups where necessary to avoid disclosure)

City and trade group ¹	Number of establishments	1948 sales and receipts (Thousand dollars)	Active proprietors of unincorporated businesses Nov. 1948	Paid employees, workweek ended nearest Nov. 15, 1948	
				Total employees ²	Full workweek employees
Norton:					
Retail trade.....	82	6,914	96	311	251
Selected service trades....	24	204	29	20	19
Remainder of county:					
Retail trade.....	67	2,389	66	79	61
Selected service trades....	10	40	11	1	-

1/ See General Description on this page for changes from the 1939 Census of Business in the coverage of Service Trades.

2/ Includes employees paid for less than the full workweek.

GENERAL DESCRIPTION OF PRELIMINARY RELEASES FOR THE 1948 CENSUS OF BUSINESS

This series of releases, of which one is planned for each county in the United States, presents preliminary results of the 1948 Census of Business. The information is based on reports submitted by business establishments for that Census. The figures shown are preliminary, and are subject to revision in the final Census publications, but the changes are expected to be relatively minor with respect to coverage. The final Census figures will be issued in a series of Business Census bulletins which will show additional detailed kind-of-business information for all places where there are a sufficient number of establishments.

The 1948 Census of Business was taken under the provision of the Act of June 19, 1948, which provides that the Business Census be taken for 1948 and for each fifth year thereafter. Previous Business Censuses were taken for the years 1929, 1933, 1936, and 1939.

Scope of the Census.—The 1948 Census of Business covered all establishments in the following trades, as defined by the Standard Industrial Classification Manual, May 1949 issue, of the Executive Office of the President: all retail trades; all wholesale trades; all service trades in the following four groups—personal services, business services, automobile repairs and services, and miscellaneous repair services; hotels; tourist courts and camps; and amusements, including motion picture theaters. Some important services not covered are radio broadcasting and television, medical and health, legal, educational, nonprofit, accounting, and domestic services.

This coverage is similar to that of the 1939 Business Census. However, "custom trades" and "services incidental to transportation," which are no longer included in the standard classification of the service trades, are not covered by the 1948 Census. In a number of localities, these exclusions as well as

other changes in the standard classification may have a considerable effect in comparing 1948 with 1939 data, particularly with respect to establishment count.

Establishment definition.—For Census purposes, a business establishment is defined to include only enterprises conducted from a recognizable place of business, provided that the annual sales were in excess of \$5,000 for a wholesale trade establishment and \$500 for establishments in other trades. A detailed analysis of coverage will be provided in future Censuses of Business publications.

"Number of establishments" is the number of separate business locations, rather than the number of business companies or organizations, since the Census figures represent information reported separately for each business location or establishment. The establishment count reflects the number of places in business at the end of 1948 excluding administrative and executive offices of multinational organizations, and "chain store" warehouses.

Sales and receipts.—"1948 sales and receipts" represents sales of merchandise and receipts from repairs and other services to customers. The figures reflect deductions for returned goods and allowances, but not for trade-in allowances; they exclude sales and excise taxes collected from customers and paid directly to any taxing agency.

Proprietors.—"Active proprietors..." represents owners and partners of unincorporated businesses who devoted the major portion of their time to the business in November 1948.

Employment.—"Number of paid employees..." represents all employees on the pay roll for the pay period ending nearest November 15, 1948. "Full workweek" employees, whether regular or seasonal, are those who in the November 15 pay period were paid for working at least the number of hours typically worked in a week by employees of the reporting establishment.

1948 CENSUS OF BUSINESS

RETAIL, WHOLESALE, SERVICE TRADES

U. S. DEPARTMENT OF COMMERCE
BUREAU OF THE CENSUS

PRELIMINARY

For Release April 10, 1950

Release Series BC-1P-15-070

OSAGE COUNTY, KANS.

Retail, wholesale, and service establishments located in Osage County, Kansas, showed a substantial expansion in dollar volume of trade from 1939 to 1948 according to preliminary figures from the 1948 Census of Business released today by the Bureau of the Census, U. S. Department of Commerce.

Retail sales in the county during 1948 aggregated \$7.7 million, an increase of 208 percent over the \$2.5 million in 1939, when the preceding Census of Business was taken. Wholesale sales in the county reached a total of \$9.2 million in 1948 as compared with \$1.5 million in 1939. The service trades included in the Census of Business recorded receipts totaling \$254,000 in 1948 compared with \$125,000 in 1939.

Employment in the county also rose over the 9-year period between 1939 and 1948 for the above trades. Establishments in these trades reported a combined total of 398 paid employees for the workweek ended nearest November 15, 1948. This compared with a total of 319 employees reported for the week of November 15, 1939.

These preliminary figures have been derived from a Census report on Osage County, Kansas. Final figures, superseding the preliminary data for Osage County, will be included in a Bulletin for the State of Kansas to be issued in several months. Similar data will be made available this year in preliminary and final form for each of the counties and States. A single copy of the preliminary release for Osage County as well as an order blank for other area releases may be obtained by writing to the Bureau of the Census, Washington 25, D. C.

Table 1.—CENSUS OF BUSINESS PRELIMINARY RESULTS FOR 1948, BY TRADE GROUP
OSAGE COUNTY, KANS.

Trade group and kind of business	Number of establishments	1948 sales and receipts (Thousand dollars)	Active proprietors of unincorporated businesses Nov. 1948	Paid employees, workweek ended nearest Nov. 15, 1948	
				Total employees ¹	Full workweek employees
RETAIL TRADE, total.....	205	7,655	215	300	236
Food group.....	36	1,908	36	62	43
Eating and drinking places.....	28	390	31	39	21
General merchandise grp, general stores.	15	322	15	19	13
Apparel group.....	5	168	7	4	3
Furniture-home furnishgs-appliance grp.	11	265	12	6	5
Automotive group.....	16	1,323	16	51	49
Gasoline service stations.....	41	689	48	19	13
Lumber-building-hardware group.....	34	1,991	34	69	64
Drug and proprietary stores.....	8	206	8	17	11
All other retail stores.....	11	393	8	14	14
WHOLESALE TRADE.....	34	9,245	29	77	x
SELECTED SERVICE TRADES, ^{2/} total.....	50	254	56	21	20
Personal services.....	28	114	31	15	14
All other service trades.....	22	140	25	6	6
AMUSEMENTS.....	5	78	3	15	x

x Not available.

^{1/} Includes employees paid for less than the full workweek.

^{2/} See General Description on this page for changes from the 1939 Census of Business in the coverage of Service Trades.

GENERAL DESCRIPTION OF PRELIMINARY RELEASES FOR THE 1948 CENSUS OF BUSINESS

This series of releases, of which one is planned for each county in the United States, presents preliminary results of the 1948 Census of Business. The information is based on reports submitted by business establishments for that Census. The figures shown are preliminary, and are subject to revision in the final Census publications, but the changes are expected to be relatively minor with respect to coverage. The final Census figures will be issued in a series of Business Census bulletins which will show additional detailed kind-of-business information for all places where there are a sufficient number of establishments.

The 1948 Census of Business was taken under the provision of the Act of June 19, 1948, which provides that the Business Census be taken for 1948 and for each fifth year thereafter. Previous Business Censuses were taken for the years 1929, 1933, 1935, and 1939.

Scope of the Census.—The 1948 Census of Business covered all establishments in the following trades, as defined by the Standard Industrial Classification Manual, May 1949 issue, of the Executive Office of the President: all retail trades; all wholesale trades; all service trades in the following four groups—personal services, business services, automobile repairs and services, and miscellaneous repair services; hotels; tourist courts and camps; and amusements, including motion picture theaters. Some important services not covered are radio broadcasting and television, medical and health, legal, educational, nonprofit, accounting, and domestic services.

This coverage is similar to that of the 1939 Business Census. However, "custom trades" and "services incidental to transportation," which are no longer included in the standard classification of the service trades, are not covered by the 1948 Census. In a number of localities, these exclusions as well as

other changes in the standard classification may have a considerable effect in comparing 1948 with 1939 data, particularly with respect to establishment count.

Establishment definition.—For Census purposes, a business establishment is defined to include only enterprises conducted from a recognizable place of business, provided that the annual sales were in excess of \$5,000 for a wholesale trade establishment and \$500 for establishments in other trades. A detailed analysis of coverage will be provided in future Census of Business publications.

"Number of establishments" is the number of separate business locations, rather than the number of business companies or organizations, since the Census figures represent information reported separately for each business location or establishment. The establishment count reflects the number of places in business at the end of 1948 excluding administrative and executive offices of multiunit organizations, and "chain store" warehouses.

Sales and receipts.—"1948 sales and receipts" represents sales of merchandise and receipts from repairs and other services to customers. The figures reflect deductions for returned goods and allowances, but not for trade-in allowances; they exclude sales and excise taxes collected from customers and paid directly to any taxing agency.

Proprietors.—"Active proprietors..." represents owners and partners of unincorporated businesses who devoted the major portion of their time to the business in November 1948.

Employment.—"Number of paid employees..." represents all employees on the pay roll for the pay period ending nearest November 15, 1948. "Full workweek" employees, whether regular or seasonal, are those who in the November 15 pay period were paid for working at least the number of hours typically worked in a week by employees of the reporting establishment.

1948 CENSUS OF BUSINESS

RETAIL, WHOLESALE, SERVICE TRADES

U. S. DEPARTMENT OF COMMERCE
BUREAU OF THE CENSUS

PRELIMINARY

For Release May 15, 1950

Release Series BC-1P-15-071

OSBORNE COUNTY, KANS.

Retail, wholesale, and service establishments located in Osborne County, Kansas, showed a substantial expansion in dollar volume of trade from 1939 to 1948 according to preliminary figures from the 1948 Census of Business released today by the Bureau of the Census, U. S. Department of Commerce.

Retail sales in the county during 1948 aggregated \$8.0 million, an increase of 300 percent over the \$2.0 million in 1939, when the preceding Census of Business was taken. Wholesale sales in the county reached a total of \$19.1 million in 1948 as compared with \$1.3 million in 1939. The service trades included in the Census of Business recorded receipts totaling \$161,000 in 1948 compared with \$89,000 in 1939.

Employment in the county also rose over the 9-year period between 1939 and 1948 for the above trades. Establishments in these trades reported a combined total of 565 paid employees for the workweek ended nearest November 15, 1948. This compared with a total of 310 employees reported for the week of November 15, 1939.

These preliminary figures have been derived from a Census report on Osborne County, Kansas. Final figures, superseding the preliminary data for Osborne County, will be included in a Bulletin for the State of Kansas to be issued in several months. Similar data will be made available this year in preliminary and final form for each of the counties and States. A single copy of the preliminary release for Osborne County as well as an order blank for other area releases may be obtained by writing to the Bureau of the Census, Washington 25, D. C.

91365

Table 1.—CENSUS OF BUSINESS PRELIMINARY RESULTS FOR 1948, BY TRADE GROUP
OSBORNE COUNTY, KANS.

Trade group and kind of business	Number of establishments	1948 sales and receipts (Thousand dollars)	Active proprietors of unincorporated businesses Nov. 1948	Paid employees, workweek ended nearest Nov. 15, 1948	
				Total employees ¹	Full workweek employees
RETAIL TRADE, total.....	150	7,981	154	382	281
Food group.....	24	1,782	22	64	45
Eating and drinking places.....	18	394	20	87	51
General merchandise grp, general stores	6	334	5	30	17
Apparel group.....	12	316	14	13	7
Furniture-home furnisngs-appliance grp	13	1,002	13	35	31
Automotive group.....	22	1,745	24	68	66
Gasoline service stations.....	23	509	25	18	13
Lumber-building-hardware group.....	21	1,569	21	52	41
Drug and proprietary stores.....	7	251	7	14	9
All other retail stores.....	4	79	3	1	1
WHOLESALE TRADE.....	34	19,146	25	169	x
SELECTED SERVICE TRADES, ^{2/} total.....	31	161	36	14	10
Personal services.....	21	106	24	9	7
All other service trades.....	10	55	12	5	3
AMUSEMENTS.....	5	79	5	12	x

x Not available.

^{1/} Includes employees paid for less than the full workweek.

^{2/} See General Description on this page for changes from the 1939 Census of Business in the coverage of Service Trades.

GENERAL DESCRIPTION OF PRELIMINARY RELEASES FOR THE 1948 CENSUS OF BUSINESS

This series of releases, of which one is planned for each county in the United States, presents preliminary results of the 1948 Census of Business. The information is based on reports submitted by business establishments for that Census. The figures shown are preliminary, and are subject to revision in the final Census publications, but the changes are expected to be relatively minor with respect to coverage. The final Census figures will be issued in a series of Business Census bulletins which will show additional detailed kind-of-business information for all places where there are a sufficient number of establishments.

The 1948 Census of Business was taken under the provision of the Act of June 19, 1948, which provides that the Business Census be taken for 1948 and for each fifth year thereafter. Previous Business Censuses were taken for the years 1929, 1933, 1935, and 1939.

Scope of the Census.—The 1948 Census of Business covered all establishments in the following trades, as defined by the Standard Industrial Classification Manual, May 1949 issue, of the Executive Office of the President: all retail trades; all wholesale trades; all service trades in the following four groups—personal services, business services, automobile repairs and services, and miscellaneous repair services; hotels; tourist courts and camps; and amusements, including motion picture theaters. Some important services not covered are radio broadcasting and television, medical and health, legal, educational, nonprofit, accounting, and domestic services.

This coverage is similar to that of the 1939 Business Census. However, "custom trades" and "services incidental to transportation," which are no longer included in the standard classification of the service trades, are not covered by the 1948 Census. In a number of localities, these exclusions as well as

other changes in the standard classification may have a considerable effect in comparing 1948 with 1939 data, particularly with respect to establishment count.

Establishment definition.—For Census purposes, a business establishment is defined to include only enterprises conducted from a recognizable place of business, provided that the annual sales were in excess of \$5,000 for a wholesale trade establishment and \$500 for establishments in other trades. A detailed analysis of coverage will be provided in future Census of Business publications.

"Number of establishments" is the number of separate business locations, rather than the number of business companies or organizations, since the Census figures represent information reported separately for each business location or establishment. The establishment count reflects the number of places in business at the end of 1948 excluding administrative and executive offices of multinit organizations, and "chain store" warehouses.

Sales and receipts.—"1948 sales and receipts" represents sales of merchandise and receipts from repairs and other services to customers. The figures reflect deductions for returned goods and allowances, but not for trade-in allowances; they exclude sales and excise taxes collected from customers and paid directly to any taxing agency.

Proprietors.—"Active proprietors..." represents owners and partners of unincorporated businesses who devoted the major portion of their time to the business in November 1948.

Employment.—"Number of paid employees..." represents all employees on the pay roll for the pay period ending nearest November 15, 1948. "Full workweek" employees, whether regular or seasonal, are those who in the November 15 pay period were paid for working at least the number of hours typically worked in a week by employees of the reporting establishment.

1948 CENSUS OF BUSINESS

RETAIL, WHOLESALE, SERVICE TRADES

U. S. DEPARTMENT OF COMMERCE
BUREAU OF THE CENSUS

PRELIMINARY

For Release April 10, 1950

Release Series BC-1P-15-072

OTTAWA COUNTY, KANS.

Retail, wholesale, and service establishments located in Ottawa County, Kansas, showed a substantial expansion in dollar volume of trade from 1939 to 1948 according to preliminary figures from the 1948 Census of Business released today by the Bureau of the Census, U. S. Department of Commerce.

Retail sales in the county during 1948 aggregated \$5.4 million, an increase of 238 percent over the \$1.6 million in 1939, when the preceding Census of Business was taken. Wholesale sales in the county reached a total of \$6.9 million in 1948 as compared with \$1.4 million in 1939. The service trades included in the Census of Business recorded receipts totaling \$346,000 in 1948 compared with \$72,000 in 1939.

Employment in the county also rose over the 9-year period between 1939 and 1948 for the above trades. Establishments in these trades reported a combined total of 346 paid employees for the workweek ended nearest November 15, 1948. This compared with a total of 209 employees reported for the week of November 15, 1939.

These preliminary figures have been derived from a Census report on Ottawa County, Kansas. Final figures, superseding the preliminary data for Ottawa County, will be included in a Bulletin for the State of Kansas to be issued in several months. Similar data will be made available this year in preliminary and final form for each of the counties and States. A single copy of the preliminary release for Ottawa County as well as an order blank for other area releases may be obtained by writing to the Bureau of the Census, Washington 25, D. C.

Table 1.—CENSUS OF BUSINESS PRELIMINARY RESULTS FOR 1948, BY TRADE GROUP
OTTAWA COUNTY, KANS.

Trade group and kind of business	Number of establishments	1948 sales and receipts (Thousand dollars)	Active proprietors of unincorporated businesses Nov. 1948	Paid employees, workweek ended nearest Nov. 15, 1948	
				Total employees ¹	Full workweek employees
RETAIL TRADE, total.....	125	5,422	127	262	188
Food group.....	23	1,260	28	61	37
Eating and drinking places.....	19	251	22	41	32
Gasoline service stations.....	15	416	14	13	8
All other retail stores.....	68	3,495	63	147	111
WHOLESALE TRADE.....	39	6,873	20	68	x
SELECTED SERVICE TRADES, ^{2/} total..	48	346	51	16	14
Personal services.....	21	100	22	6	4
All other service trades.....	27	246	29	10	10

x Not available.

^{1/} Includes employees paid for less than the full workweek.

^{2/} See General Description on last page for changes from the 1939 Census of Business in the coverage of Service Trades.

GENERAL DESCRIPTION OF PRELIMINARY RELEASES FOR THE 1948 CENSUS OF BUSINESS

This series of releases, of which one is planned for each county in the United States, presents preliminary results of the 1948 Census of Business. The information is based on reports submitted by business establishments for that Census. The figures shown are preliminary, and are subject to revision in the final Census publications, but the changes are expected to be relatively minor with respect to coverage. The final Census figures will be issued in a series of Business Census bulletins which will show additional detailed kind-of-business information for all places where there are a sufficient number of establishments.

The 1948 Census of Business was taken under the provision of the Act of June 19, 1948, which provides that the Business Census be taken for 1948 and for each fifth year thereafter. Previous Business Censuses were taken for the years 1929, 1933, 1935, and 1939.

Scope of the Census.—The 1948 Census of Business covered all establishments in the following trades, as defined by the Standard Industrial Classification Manual, May 1949 issue, of the Executive Office of the President: all retail trades; all wholesale trades; all service trades in the following four groups—personal services, business services, automobile repairs and services, and miscellaneous repair services; hotels; tourist courts and camps; and amusements, including motion picture theaters. Some important services not covered are radio broadcasting and television, medical and health, legal, educational, nonprofit, accounting, and domestic services.

This coverage is similar to that of the 1939 Business Census. However, "custom trades" and "services incidental to transportation," which are no longer included in the standard classification of the service trades, are not covered by the 1948 Census. In a number of localities, these exclusions as well as other changes in the standard classification may have a considerable effect in comparing

1948 with 1939 data, particularly with respect to establishment count.

Establishment definition.—For Census purposes, a business establishment is defined to include only enterprises conducted from a recognizable place of business, provided that the annual sales were in excess of \$5,000 for a wholesale trade establishment and \$500 for establishments in other trades. A detailed analysis of coverage will be provided in future Census of Business publications.

"Number of establishments" is the number of separate business locations, rather than the number of business companies or organizations, since the Census figures represent information reported separately for each business location or establishment. The establishment count reflects the number of places in business at the end of 1948 excluding administrative and executive offices of multiunit organizations, and "chain store" warehouses.

Sales and receipts.—"1948 sales and receipts" represents sales of merchandise and receipts from repairs and other services to customers. The figures reflect deductions for returned goods and allowances, but not for trade-in allowances; they exclude sales and excise taxes collected from customers and paid directly to any taxing agency.

Proprietors.—"Active proprietors..." represents owners and partners of unincorporated businesses who devoted the major portion of their time to the business in November 1948.

Employment.—"Number of paid employees..." represents all employees on the pay roll for the pay period ending nearest November 15, 1948. "Full workweek" employees, whether regular or seasonal, are those who in the November 15 pay period were paid for working at least the number of hours typically worked in a week by employees of the reporting establishment.

1948 CENSUS OF BUSINESS

RETAIL, WHOLESALE, SERVICE TRADES

U. S. DEPARTMENT OF COMMERCE
BUREAU OF THE CENSUS

PRELIMINARY

For Release April 19, 1950

Release Series BC-1P-15-073

PAWNEE COUNTY, KANS.

Retail, wholesale, and service establishments located in Pawnee County, Kansas, showed a substantial expansion in dollar volume of trade from 1939 to 1948 according to preliminary figures from the 1948 Census of Business released today by the Bureau of the Census, U. S. Department of Commerce.

Retail sales in the county during 1948 aggregated \$11.2 million, an increase of 315 percent over the \$2.7 million in 1939, when the preceding Census of Business was taken. Wholesale sales in the county reached a total of \$16.5 million in 1948 as compared with \$1.6 million in 1939. The service trades included in the Census of Business recorded receipts totaling \$414,000 in 1948 compared with \$232,000 in 1939.

Employment in the county also rose over the 9-year period between 1939 and 1948 for the above trades. Establishments in these trades reported a combined total of 722 paid employees for the workweek ended nearest November 15, 1948. This compared with a total of 464 employees reported for the week of November 15, 1939.

These preliminary figures have been derived from a Census report on Pawnee County, Kansas, which also includes data for the city of Larned. Final figures, superseding the preliminary data for Pawnee County, will be included in a Bulletin for the State of Kansas to be issued in several months. Similar data will be made available this year in preliminary and final form for each of the counties and States. A single copy of the preliminary release for Pawnee County as well as an order blank for other area releases may be obtained by writing to the Bureau of the Census, Washington 25, D. C.

Table 1.—CENSUS OF BUSINESS PRELIMINARY RESULTS FOR 1948, BY TRADE GROUP
PAWNEE COUNTY, KANS.

Trade group and kind of business	Number of establishments	1948 sales and receipts (Thousand dollars)	Active proprietors of unincorporated businesses Nov. 1948	Paid employees, workweek ended nearest Nov. 15, 1948	
				Total employees ¹	Full workweek employees
RETAIL TRADE, total.....	127	11,166	112	546	457
Food group.....	16	1,871	11	53	37
Eating and drinking places.....	21	654	24	73	56
Gasoline service stations.....	15	667	13	23	22
All other retail stores.....	75	7,974	64	397	342
WHOLESALE TRADE.....	30	16,486	16	98	x
SELECTED SERVICE TRADES, ^{2/} total.....	32	414	35	78	76
Personal services	18	264	19	69	69
All other service trades.....	14	150	16	9	7

x Not available.

^{1/} Includes employees paid for less than the full workweek.

^{2/} See General Description on last page for changes from the 1939 Census of Business in the coverage of Service Trades.

Table 2.—CENSUS OF BUSINESS PRELIMINARY RESULTS FOR 1948 FOR CITIES OF 2,500 INHABITANTS OR MORE

PAWNEE COUNTY, KANS.

(Data omitted for trade groups where necessary to avoid disclosure)

City and trade group	Number of establishments	1948 sales and receipts (Thousand dollars)	Active proprietors of unincorporated businesses Nov. 1948	Paid employees, workweek ended nearest Nov. 15, 1948	
				Total employees ¹	Full workweek employees
Learned:					
Retail trade.....	95	9,375	85	494	415
Remainder of county:					
Retail trade.....	32	1,791	27	52	42

¹/ Includes employees paid for less than the full workweek.

GENERAL DESCRIPTION OF PRELIMINARY RELEASES FOR THE 1948 CENSUS OF BUSINESS

This series of releases, of which one is planned for each county in the United States, presents preliminary results of the 1948 Census of Business. The information is based on reports submitted by business establishments for that Census. The figures shown are preliminary, and are subject to revision in the final Census publications, but the changes are expected to be relatively minor with respect to coverage. The final Census figures will be issued in a series of Business Census bulletins which will show additional detailed kind-of-business information for all places where there are a sufficient number of establishments.

The 1948 Census of Business was taken under the provision of the Act of June 19, 1948, which provides that the Business Census be taken for 1948 and for each fifth year thereafter. Previous Business Censuses were taken for the years 1929, 1933, 1935, and 1939.

Scope of the Census.—The 1948 Census of Business covered all establishments in the following trades, as defined by the Standard Industrial Classification Manual, May 1949 issue, of the Executive Office of the President: all retail trades; all wholesale trades; all service trades in the following four groups—personal services, business services, automobile repairs and services, and miscellaneous repair services; hotels; tourist courts and camps; and amusements, including motion picture theaters. Some important services not covered are radio broadcasting and television, medical and health, legal, educational, nonprofit, accounting, and domestic services.

This coverage is similar to that of the 1939 Business Census. However, "custom trade" and "services incidental to transportation," which are no longer included in the standard classification of the service trade, are not covered by the 1948 Census. In a number of localities, these exclusions as well as other changes in the standard classification may have

a considerable effect in comparing 1948 with 1939 data, particularly with respect to establishment count.

Establishment definition.—For Census purposes, a business establishment is defined to include only enterprises conducted from a recognizable place of business, provided that the annual sales were in excess of \$5,000 for a wholesale trade establishment and \$500 for establishments in other trades. A detailed analysis of coverage will be provided in future Census of Business publications.

"Number of establishments" is the number of separate business locations, rather than the number of business companies or organizations, since the Census figures represent information reported separately for each business location or establishment. The establishment count reflects the number of places in business at the end of 1948 excluding administrative and executive offices of multiunit organizations, and "chain store" warehouses.

Sales and receipts.—"1948 sales and receipts" represents sales of merchandise and receipts from repairs and other services to customers. The figures reflect deductions for returned goods and allowances, but not for trade-in allowances; they exclude sales and excise taxes collected from customers and paid directly to any taxing agency.

Proprietors.—"Active proprietors..." represents owners and partners of unincorporated businesses who devoted the major portion of their time to the business in November 1948.

Employment.—"Number of paid employees..." represents all employees on the pay roll for the pay period ending nearest November 15, 1948. "Full workweek" employees, whether regular or seasonal, are those who in the November 15 pay period were paid for working at least the number of hours typically worked in a week by employees of the reporting establishment.

1948 CENSUS OF BUSINESS

RETAIL, WHOLESALE, SERVICE TRADES

U. S. DEPARTMENT OF COMMERCE
BUREAU OF THE CENSUS

PRELIMINARY

For Release April 10, 1950

Release Series BC-1P-15-074

PHILLIPS COUNTY, KANS.

Retail, wholesale, and service establishments located in Phillips County, Kansas, showed a substantial expansion in dollar volume of trade from 1939 to 1948 according to preliminary figures from the 1948 Census of Business released today by the Bureau of the Census, U. S. Department of Commerce.

Retail sales in the county during 1948 aggregated \$7.7 million, an increase of 267 percent over the \$2.1 million in 1939, when the preceding Census of Business was taken. Wholesale sales in the county reached a total of \$8.6 million in 1948 as compared with \$1.5 million in 1939. The service trades included in the Census of Business recorded receipts totaling \$212,000 in 1948 compared with \$63,000 in 1939.

Employment in the county also rose over the 9-year period between 1939 and 1948 for the above trades. Establishments in these trades reported a combined total of 444 paid employees for the workweek ended nearest November 15, 1948. This compared with a total of 281 employees reported for the week of November 15, 1939.

These preliminary figures have been derived from a Census report on Phillips County, Kansas. Final figures, superseding the preliminary data for Phillips County, will be included in a Bulletin for the State of Kansas to be issued in several months. Similar data will be made available this year in preliminary and final form for each of the counties and States. A single copy of the preliminary release for Phillips County as well as an order blank for other area releases may be obtained by writing to the Bureau of the Census, Washington 25, D. C.

Table 1.—CENSUS OF BUSINESS PRELIMINARY RESULTS FOR 1948, BY TRADE GROUP
PHILLIPS COUNTY, KANS.

Trade group and kind of business	Number of establishments	1948 sales and receipts (Thousand dollars)	Active proprietors of unincorporated businesses Nov. 1948	Paid employees, workweek ended nearest Nov. 15, 1948	
				Total employees ¹	Full workweek employees
RETAIL TRADE, total.....	158	7,673	181	320	241
Food group.....	28	1,547	32	46	35
Eating and drinking places.....	26	485	32	71	46
General merchandise grp, general stores	9	473	8	31	24
Apparel group.....	6	223	6	11	6
Furniture-home furnishgs-appliance grp	11	291	10	15	9
Automotive group.....	18	1,772	25	40	38
Gasoline service stations.....	24	822	26	35	30
Lumber-building-hardware group.....	24	1,821	29	55	41
Drug and proprietary stores.....	6	153	5	15	11
All other retail stores.....	6	86	8	1	1
WHOLESALE TRADE.....	30	8,583	21	100	x
SELECTED SERVICE TRADES, ^{2/} total.....	32	212	34	24	21
Personal services.....	19	127	19	15	12
All other service trades.....	13	85	15	9	9

x Not available.

1/ Includes employees paid for less than the full workweek.

2/ See General Description on this page for changes from the 1939 Census of Business in the coverage of Service Trades.

GENERAL DESCRIPTION OF PRELIMINARY RELEASES FOR THE 1948 CENSUS OF BUSINESS

This series of releases, of which one is planned for each county in the United States, presents preliminary results of the 1948 Census of Business. The information is based on reports submitted by business establishments for that Census. The figures shown are preliminary, and are subject to revision in the final Census publications, but the changes are expected to be relatively minor with respect to coverage. The final Census figures will be issued in a series of Business Census bulletins which will show additional detailed kind-of-business information for all places where there are a sufficient number of establishments.

The 1948 Census of Business was taken under the provision of the Act of June 19, 1948, which provides that the Business Censuses be taken for 1948 and for each fifth year thereafter. Previous Business Censuses were taken for the years 1929, 1933, 1935, and 1939.

Scope of the Census.—The 1948 Census of Business covered all establishments in the following trades, as defined by the Standard Industrial Classification Manual, May 1949 issue, of the Executive Office of the President: all retail trades; all wholesale trades; all service trades in the following four groups—personal services, business services, automobile repairs and services, and miscellaneous repair services; hotels; tourist courts and camps; and amusements, including motion picture theaters. Some important services not covered are radio broadcasting and television, medical and health, legal, educational, nonprofit, accounting, and domestic services.

This coverage is similar to that of the 1939 Business Census. However, "custom trades" and "services incidental to transportation," which are no longer included in the standard classification of the service trades, are not covered by the 1948 Censuses. In a number of localities, these exclusions as well as

other changes in the standard classification may have a considerable effect in comparing 1948 with 1939 data, particularly with respect to establishment count.

Establishment definition.—For Census purposes, a business establishment is defined to include only enterprises conducted from a recognizable place of business, provided that the annual sales were in excess of \$5,000 for a wholesale trade establishment and \$500 for establishments in other trades. A detailed analysis of coverage will be provided in future Censuses of Business publications.

"Number of establishments" is the number of separate business locations, rather than the number of business companies or organizations, since the Census figures represent information reported separately for each business location or establishment. The establishment count reflects the number of places in business at the end of 1948 excluding administrative and executive offices of multiunit organizations, and "chain store" warehouses.

Sales and receipts.—"1948 sales and receipts" represents sales of merchandise and receipts from repairs and other services to customers. The figures reflect deductions for returned goods and allowances, but not for trade-in allowances; they exclude sales and excise taxes collected from customers and paid directly to any taxing agency.

Proprietors.—"Active proprietors..." represents owners and partners of unincorporated businesses who devoted the major portion of their time to the business in November 1948.

Employment.—"Number of paid employees..." represents all employees on the pay roll for the pay period ending nearest November 15, 1948. "Full workweek" employees, whether regular or seasonal, are those who in the November 15 pay period were paid for working at least the number of hours typically worked in a week by employees of the reporting establishment.

1948 CENSUS OF BUSINESS

RETAIL, WHOLESALE, SERVICE TRADES

U. S. DEPARTMENT OF COMMERCE
BUREAU OF THE CENSUS

PRELIMINARY

For Release April 13, 1950

Release Series BC-1P- 15-075

POTTAWATOMIE COUNTY, KANS.

Retail, wholesale, and service establishments located in Pottawatomie County, Kansas, showed a substantial expansion in dollar volume of trade from 1939 to 1948 according to preliminary figures from the 1948 Census of Business released today by the Bureau of the Census, U. S. Department of Commerce.

Retail sales in the county during 1948 aggregated \$10.2 million, an increase of 252 percent over the \$2.9 million in 1939, when the preceding Census of Business was taken. Wholesale sales in the county reached a total of \$7.9 million in 1948 as compared with \$1.4 million in 1939. The service trades included in the Census of Business recorded receipts totaling \$263,000 in 1948 compared with \$91,000 in 1939.

Employment in the county also rose over the 9-year period between 1939 and 1948 for the above trades. Establishments in these trades reported a combined total of 558 paid employees for the workweek ended nearest November 15, 1948. This compared with a total of 379 employees reported for the week of November 15, 1939.

These preliminary figures have been derived from a Census report on Pottawatomie County, Kansas. Final figures, superseding the preliminary data for Pottawatomie County, will be included in a Bulletin for the State of Kansas to be issued in several months. Similar data will be made available this year in preliminary and final form for each of the counties and States. A single copy of the preliminary release for Pottawatomie County as well as an order blank for other area releases may be obtained by writing to the Bureau of the Census, Washington 25, D. C.

Table 1.—CENSUS OF BUSINESS PRELIMINARY RESULTS FOR 1948, BY TRADE GROUP
POTTAWATOMIE COUNTY, KANS.

Trade group and kind of business	Number of establishments	1948 sales and receipts (Thousand dollars)	Active proprietors of unincorporated businesses Nov. 1948	Paid employees, workweek ended nearest Nov. 15, 1948	
				Total employees ¹	Full workweek employees
RETAIL TRADE, total.....	207	10,188	205	412	331
Food group.....	39	1,874	41	65	44
Eating and drinking places.....	35	651	37	70	51
General merchandise grp, general stores.....	9	243	8	20	12
Apparel group.....	8	308	12	10	7
Furniture-home furnishings-appliance grp.....	12	534	11	25	21
Automotive group.....	18	3,278	15	96	91
Gasoline service stations.....	35	757	34	28	22
Lumber-building-hardware group.....	27	1,822	24	63	60
Drug and proprietary stores.....	9	312	9	25	15
All other retail stores.....	15	409	14	10	8
WHOLESALE TRADE.....	34	7,925	26	118	x
SELECTED SERVICE TRADES, ^{2/} total.....	50	263	52	28	22
Personal services.....	28	112	27	18	15
All other service trades.....	22	151	25	10	7
TOURIST COURTS AND CAMPS.....	6	26	7	1	1
AMUSEMENTS.....	9	82	12	8	x

x/ Not available.

1/ Includes employees paid for less than the full workweek.

2/ See General Description on this page for changes from the 1939 Census of Business in the coverage of Service Trades.

GENERAL DESCRIPTION OF PRELIMINARY RELEASES FOR THE 1948 CENSUS OF BUSINESS

This series of releases, of which one is planned for each county in the United States, presents preliminary results of the 1948 Census of Business. The information is based on reports submitted by business establishments for that Census. The figures shown are preliminary, and are subject to revision in the final Census publications, but the changes are expected to be relatively minor with respect to coverage. The final Census figures will be issued in a series of Business Census bulletins which will show additional detailed kind-of-business information for all places where there are a sufficient number of establishments.

The 1948 Census of Business was taken under the provision of the Act of June 19, 1948, which provides that the Business Census be taken for 1948 and for each fifth year thereafter. Previous Business Censuses were taken for the years 1929, 1933, 1935, and 1939.

Scope of the Census.—The 1948 Census of Business covered all establishments in the following trades, as defined by the Standard Industrial Classification Manual, May 1949 issue, of the Executive Office of the President: all retail trades; all wholesale trades; all service trades in the following four groups—personal services, business services, automobile repairs and services, and miscellaneous repair services; hotels; tourist courts and camps; and amusements, including motion picture theaters. Some important services not covered are radio broadcasting and television, medical and health, legal, educational, nonprofit, accounting, and domestic services.

This coverage is similar to that of the 1939 Business Census. However, "custom trades" and "services incidental to transportation," which are no longer included in the standard classification of the service trades, are not covered by the 1948 Census. In a number of localities, these exclusions as well as

other changes in the standard classification may have a considerable effect in comparing 1948 with 1939 data, particularly with respect to establishment count.

Establishment definition.—For Census purposes, a business establishment is defined to include only enterprises conducted from a recognizable place of business, provided that the annual sales were in excess of \$5,000 for a wholesale trade establishment and \$500 for establishments in other trades. A detailed analysis of coverage will be provided in future Census of Business publications.

"Number of establishments" is the number of separate business locations, rather than the number of business companies or organizations, since the Census figures represent information reported separately for each business location or establishment. The establishment count reflects the number of places in business at the end of 1948 excluding administrative and executive offices of multiunit organizations, and "chain store" warehouses.

Sales and receipts.—"1948 sales and receipts" represents sales of merchandise and receipts from repairs and other services to customers. The figures reflect deductions for returned goods and allowances, but not for trade-in allowances; they exclude sales and excise taxes collected from customers and paid directly to any taxing agency.

Proprietors.—"Active proprietors..." represents owners and partners of unincorporated businesses who devoted the major portion of their time to the business in November 1948.

Employment.—"Number of paid employees..." represents all employees on the pay roll for the pay period ending nearest November 15, 1948. "Full workweek" employees, whether regular or seasonal, are those who in the November 15 pay period were paid for working at least the number of hours typically worked in a week by employees of the reporting establishment.

1948 CENSUS OF BUSINESS

RETAIL, WHOLESALE, SERVICE TRADES

U. S. DEPARTMENT OF COMMERCE
BUREAU OF THE CENSUS

PRELIMINARY

For Release April 10, 1950

Release Series BC-1P-15-076

PRATT COUNTY, KANS.

Retail, wholesale, and service establishments located in Pratt County, Kansas, showed a substantial expansion in dollar volume of trade from 1939 to 1948 according to preliminary figures from the 1948 Census of Business released today by the Bureau of the Census, U. S. Department of Commerce.

Retail sales in the county during 1948 aggregated \$14.1 million, an increase of 244 percent over the \$4.1 million in 1939, when the preceding Census of Business was taken. Wholesale sales in the county reached a total of \$11.2 million in 1948 as compared with \$2.8 million in 1939. The service trades included in the Census of Business recorded receipts totaling \$583,000 in 1948 compared with \$258,000 in 1939.

Employment in the county also rose over the 9-year period between 1939 and 1948 for the above trades. Establishments in these trades reported a combined total of 877 paid employees for the workweek ended nearest November 15, 1948. This compared with a total of 702 employees reported for the week of November 15, 1939.

These preliminary figures have been derived from a Census report on Pratt County, Kansas, which also includes data for the city of Pratt. Final figures, superseding the preliminary data for Pratt County, will be included in a Bulletin for the State of Kansas to be issued in several months. Similar data will be made available this year in preliminary and final form for each of the counties and States. A single copy of the preliminary release for Pratt County as well as an order blank for other area releases may be obtained by writing to the Bureau of the Census, Washington 25, D. C.

Table 1.—CENSUS OF BUSINESS PRELIMINARY RESULTS FOR 1948, BY TRADE GROUP
PRATT COUNTY, KANS.

Trade group and kind of business	Number of establishments	1948 sales and receipts (Thousand dollars)	Active proprietors of unincorporated businesses Nov. 1948	Paid employees, workweek ended nearest Nov. 15, 1948	
				Total employees ¹	Full workweek employees
RETAIL TRADE, total.....	181	14,144	182	688	600
Food group.....	24	2,748	22	78	60
Eating and drinking places.....	38	724	41	109	102
General merchandise grp, general stores.....	7	1,395	4	128	91
Apparel group.....	8	670	7	44	38
Furniture-home furnishgs-appliance grp.....	12	857	12	36	33
Automotive group.....	19	3,240	18	105	103
Gasoline service stations.....	24	959	28	42	36
Lumber-building-hardware group.....	28	2,496	26	100	94
Drug and proprietary stores.....	8	413	8	22	20
All other retail stores.....	13	642	16	24	23
WHOLESALE TRADE, total.....	48	11,155	25	115	x
Merchant wholesalers.....	14	2,701	10	62	x
Other types of wholesalers.....	34	8,454	15	53	x
SELECTED SERVICE TRADES, ² /total.....	53	583	55	74	63
Personal services.....	29	332	30	60	49
All other service trades.....	24	251	25	14	14

x Not available.

¹/ Includes employees paid for less than the full workweek.

²/ See General Description on last page for changes from the 1939 Census of Business in the coverage of Service Trades.

Table 2.—CENSUS OF BUSINESS PRELIMINARY RESULTS FOR 1948 FOR CITIES OF 2,500 INHABITANTS OR MORE
PRATT COUNTY, KANS.

(Data omitted for trade groups where necessary to avoid disclosure)

City and trade group ¹	Number of establishments	1948 sales and receipts (Thousand dollars)	Active proprietors of unincorporated businesses Nov. 1948	Paid employees, workweek ended nearest Nov. 15, 1948	
				Total employees ²	Full workweek employees
Pratt:					
Retail trade.....	136	12,961	131	651	570
Wholesale trade.....	25	5,874	17	81	x
Selected service trades.....	39	461	42	69	58
Remainder of county:					
Retail trade.....	45	1,183	51	37	30
Wholesale trade.....	23	5,281	8	34	x
Selected service trades.....	14	122	13	5	5

x Not available.

1/ See General Description on this page for changes from the 1939 Census of Business in the coverage of Service Trades.

2/ Includes employees paid for less than the full workweek.

GENERAL DESCRIPTION OF PRELIMINARY RELEASES FOR THE 1948 CENSUS OF BUSINESS

This series of releases, of which one is planned for each county in the United States, presents preliminary results of the 1948 Census of Business. The information is based on reports submitted by business establishments for that Census. The figures shown are preliminary, and are subject to revision in the final Census publications, but the changes are expected to be relatively minor with respect to coverage. The final Census figures will be issued in a series of Business Census bulletins which will show additional detailed kind-of-business information for all places where there are a sufficient number of establishments.

The 1948 Census of Business was taken under the provision of the Act of June 19, 1948, which provides that the Business Census be taken for 1948 and for each fifth year thereafter. Previous Business Censuses were taken for the years 1929, 1933, 1935, and 1939.

Scope of the Census.—The 1948 Census of Business covered all establishments in the following trades, as defined by the Standard Industrial Classification Manual, May 1949 issue, of the Executive Office of the President: all retail trades; all wholesale trades; all service trades in the following four groups—personal services, business services, automobile repairs and services, and miscellaneous repair services; hotels; tourist courts and camps; and amusements, including motion picture theaters. Some important services not covered are radio broadcasting and television, medical and health, legal, educational, nonprofit, accounting, and domestic services.

This coverage is similar to that of the 1939 Business Census. However, "custom trades" and "services incidental to transportation," which are no longer included in the standard classification of the service trades, are not covered by the 1948 Census. In a number of localities, these exclusions as well as

other changes in the standard classification may have a considerable effect in comparing 1948 with 1939 data, particularly with respect to establishment count.

Establishment definition.—For Census purposes, a business establishment is defined to include only enterprises conducted from a recognizable place of business, provided that the annual sales were in excess of \$5,000 for a wholesale trade establishment and \$500 for establishments in other trades. A detailed analysis of coverage will be provided in future Censuses of Business publications.

"Number of establishments" is the number of separate business locations, rather than the number of business companies or organizations, since the Census figures represent information reported separately for each business location or establishment. The establishment count reflects the number of places in business at the end of 1948 excluding administrative and executive offices of multinit organizations, and "chain store" warehouses.

Sales and receipts.—"1948 sales and receipts" represents sales of merchandise and receipts from repairs and other services to customers. The figures reflect deductions for returned goods and allowances, but not for trade-in allowances; they exclude sales and excise taxes collected from customers and paid directly to any taxing agency.

Proprietors.—"Active proprietors..." represents owners and partners of unincorporated businesses who devoted the major portion of their time to the business in November 1948.

Employment.—"Number of paid employees..." represents all employees on the pay roll for the pay period ending nearest November 15, 1948. "Full workweek" employees, whether regular or seasonal, are those who in the November 15 pay period were paid for working at least the number of hours typically worked in a week by employees of the reporting establishment.

1948 CENSUS OF BUSINESS

U. S. DEPARTMENT OF COMMERCE
BUREAU OF THE CENSUS

RETAIL, WHOLESALE, SERVICE TRADES

PRELIMINARY

For Release April 20, 1950

Release Series BC-1P-15-077

RAWLINS COUNTY, KANS.

Retail, wholesale, and service establishments located in Rawlins County, Kansas, showed a substantial expansion in dollar volume of trade from 1939 to 1948 according to preliminary figures from the 1948 Census of Business released today by the Bureau of the Census, U. S. Department of Commerce.

Retail sales in the county during 1948 aggregated \$5.7 million, an increase of 418 percent over the \$1.1 million in 1939, when the preceding Census of Business was taken. Wholesale sales in the county reached a total of \$10.9 million in 1948 as compared with \$1.3 million in 1939. The service trades included in the Census of Business recorded receipts totaling \$86,000 in 1948 compared with \$26,000 in 1939.

Employment in the county also rose over the 9-year period between 1939 and 1948 for the above trades. Establishments in these trades reported a combined total of 280 paid employees for the workweek ended nearest November 15, 1948. This compared with a total of 138 employees reported for the week of November 15, 1939.

These preliminary figures have been derived from a Census report on Rawlins County, Kansas. Final figures, superseding the preliminary data for Rawlins County, will be included in a Bulletin for the State of Kansas to be issued in several months. Similar data will be made available this year in preliminary and final form for each of the counties and States. A single copy of the preliminary release for Rawlins County as well as an order blank for other area releases may be obtained by writing to the Bureau of the Census, Washington 25, D. C.

Table 1.—CENSUS OF BUSINESS PRELIMINARY RESULTS FOR 1948, BY TRADE GROUP

RAWLINS COUNTY, KANS.

Trade group and kind of business	Number of establishments	1948 sales and receipts (Thousand dollars)	Active proprietors of unincorporated businesses Nov. 1948	Paid employees, workweek ended nearest Nov. 15, 1948	
				Total employees ¹	Full workweek employees
RETAIL TRADE, total.....	103	5,725	104	223	188
Food group.....	17	968	20	27	25
Eating and drinking places.....	16	231	18	21	18
Gasoline service stations.....	14	404	12	15	15
All other retail stores.....	56	4,122	54	160	130
WHOLESALE TRADE.....	25	10,949	15	51	x
SELECTED SERVICE TRADES, ^{2/} total.....	17	86	16	6	6
Personal services.....	11	42	10	4	4
All other service trades.....	6	44	6	2	2

x Not available.

1/ Includes employees paid for less than the full workweek.

2/ See General Description on last page for changes from the 1939 Census of Business in the coverage of Service Trades.

GENERAL DESCRIPTION OF PRELIMINARY RELEASES FOR THE 1948 CENSUS OF BUSINESS

This series of releases, of which one is planned for each county in the United States, presents preliminary results of the 1948 Census of Business. The information is based on reports submitted by business establishments for that Census. The figures shown are preliminary, and are subject to revision in the final Census publications, but the changes are expected to be relatively minor with respect to coverage. The final Census figures will be issued in a series of Business Census bulletins which will show additional detailed kind-of-business information for all places where there are a sufficient number of establishments.

The 1948 Census of Business was taken under the provision of the Act of June 19, 1948, which provides that the Business Census be taken for 1948 and for each fifth year thereafter. Previous Business Censuses were taken for the years 1929, 1933, 1935, and 1939.

Scope of the Census.—The 1948 Census of Business covered all establishments in the following trades, as defined by the Standard Industrial Classification Manual, May 1949 issue, of the Executive Office of the President: all retail trades; all wholesale trades; all service trades in the following four groups—personal services, business services, automobile repairs and services, and miscellaneous repair services; hotels; tourist courts and camps; and amusements, including motion picture theaters. Some important services not covered are radio broadcasting and television, medical and health, legal, educational, nonprofit, accounting, and domestic services.

This coverage is similar to that of the 1939 Business Census. However, "custom trades" and "services incidental to transportation," which are no longer included in the standard classification of the service trades, are not covered by the 1948 Census. In a number of localities, these exclusions as well as other changes in the standard classification may have a considerable effect in comparing

1948 with 1939 data, particularly with respect to establishment count.

Establishment definition.—For Census purposes, a business establishment is defined to include only enterprises conducted from a recognizable place of business, provided that the annual sales were in excess of \$5,000 for a wholesale trade establishment and \$500 for establishments in other trades. A detailed analysis of coverage will be provided in future Census of Business publications.

"Number of establishments" is the number of separate business locations, rather than the number of business companies or organizations, since the Census figures represent information reported separately for each business location or establishment. The establishment count reflects the number of places in business at the end of 1948 excluding administrative and executive offices of multiunit organizations, and "chain store" warehouses.

Sales and receipts.—"1948 sales and receipts" represents sales of merchandise and receipts from repairs and other services to customers. The figures reflect deductions for returned goods and allowances, but not for trade-in allowances; they exclude sales and excise taxes collected from customers and paid directly to any taxing agency.

Proprietors.—"Active proprietors..." represents owners and partners of unincorporated businesses who devoted the major portion of their time to the business in November 1948.

Employment.—"Number of paid employees..." represents all employees on the pay roll for the pay period ending nearest November 15, 1948. "Full workweek" employees, whether regular or seasonal, are those who in the November 15 pay period were paid for working at least the number of hours typically worked in a week by employees of the reporting establishment.

1948 CENSUS OF BUSINESS

RETAIL, WHOLESALE, SERVICE TRADES

U. S. DEPARTMENT OF COMMERCE
BUREAU OF THE CENSUS

PRELIMINARY

For Release April 17, 1950

Release Series BC-1P-15-078

RENO COUNTY, KANS.

Retail, wholesale, and service establishments located in Reno County, Kansas, showed a substantial expansion in dollar volume of trade from 1939 to 1948 according to preliminary figures from the 1948 Census of Business released today by the Bureau of the Census, U. S. Department of Commerce.

Retail sales in the county during 1948 aggregated \$61.7 million, an increase of 232 percent over the \$18.6 million in 1939, when the preceding Census of Business was taken. Wholesale sales in the county reached a total of \$202.4 million in 1948 as compared with \$30.1 million in 1939. The service trades included in the Census of Business recorded receipts totaling \$2.8 million in 1948 compared with \$1.2 million in 1939.

Employment in the county also rose over the 9-year period between 1939 and 1948 for the above trades. Establishments in these trades reported a combined total of 4,885 paid employees for the workweek ended nearest November 15, 1948. This compared with a total of 3,837 employees reported for the week of November 15, 1939.

These preliminary figures have been derived from a Census report on Reno County, Kansas, which also includes data for the city of Hutchinson. Final figures, superseding the preliminary data for Reno County, will be included in a Bulletin for the State of Kansas to be issued in several months. Similar data will be made available this year in preliminary and final form for each of the counties and States. A single copy of the preliminary release for Reno County as well as an order blank for other area releases may be obtained by writing to the Bureau of the Census, Washington 25, D. C.

Table 1.—CENSUS OF BUSINESS PRELIMINARY RESULTS FOR 1948, BY TRADE GROUP
RENO COUNTY, KANS.

Trade group and kind of business	Number of establishments	1948 sales and receipts (Thousand dollars)	Active proprietors of unincorporated businesses Nov. 1948	Paid employees, workweek ended nearest Nov. 15, 1948	
				Total employees ¹	Full workweek employees
RETAIL TRADE, total.....	651	61,744	659	3,357	2,651
Food group.....	108	11,831	96	420	302
Eating and drinking places.....	138	2,843	159	506	376
General merchandise grp, general stores..	17	9,346	9	750	582
Apparel group.....	31	3,262	17	171	137
Furniture-home furnishgs-appliance grp..	40	3,526	46	216	185
Automotive group.....	48	13,566	47	434	425
Gasoline service stations.....	98	3,446	105	159	120
Lumber-building-hardware group.....	67	7,744	72	301	242
Drug and proprietary stores.....	28	1,844	28	166	102
All other retail stores.....	76	4,336	80	234	180
WHOLESALE TRADE, total.....	143	202,403	93	1,063	x
Merchant wholesalers, total.....	71	167,450	49	795	x
Groceries, foods.....	19	12,774	17	238	x
Automotive parts, accessories.....	9	1,534	8	59	x
All other merchant wholesalers.....	43	153,142	24	498	x
Manufact'rs' sales branches, offices....	9	3,086	-	81	x
Petroleum bulk plants, terminals.....	23	3,569	23	45	x
Agents, brokers (merchandise).....	10	20,595	13	67	x
Assemblers of farm products.....	30	7,703	8	75	x
SELECTED SERVICE TRADES, ^{2/} total.....	251	2,829	279	465	427
Personal services.....	121	1,593	131	333	312
Business services.....	12	266	14	41	35
Automotive repairs and services.....	73	687	86	66	59
Other repair services.....	45	283	48	25	21
HOTELS.....		Data withheld to avoid disclosure			
TOURIST COURTS AND CAMPS.....	7	77	10	6	6
AMUSEMENTS.....	23	838	18	134	x

x Not available.

1/ Includes employees paid for less than the full workweek.

2/ See General Description on last page for changes from the 1939 Census of Business in the coverage of Service Trades.

Table 2.—CENSUS OF BUSINESS PRELIMINARY RESULTS FOR 1948 FOR CITIES OF 2,500 INHABITANTS OR MORE
RENO COUNTY, KANS.

(Data omitted for trade groups where necessary to avoid disclosure)

City and trade group ¹	Number of establishments	1948 sales and receipts (Thousand dollars)	Active proprietors of unincorporated businesses Nov. 1948	Paid employees, workweek ended nearest Nov. 15, 1948	
				Total employees ²	Full workweek employees
Hutchinson:					
Retail trade.....	466	53,024	455	3,003	2,376
Selected service trades....	186	2,441	207	447	411
Hotels.....	6	354	3	79	69
Remainder of county:					
Retail trade.....	185	8,720	204	354	275
Selected service trades....	65	388	72	18	16

- 1/ See General Description on this page for changes from the 1939 Census of Business in the coverage of Service Trades.
- 2/ Includes employees paid for less than the full workweek.

GENERAL DESCRIPTION OF PRELIMINARY RELEASES FOR THE 1948 CENSUS OF BUSINESS

This series of releases, of which one is planned for each county in the United States, presents preliminary results of the 1948 Census of Business. The information is based on reports submitted by business establishments for that Census. The figures shown are preliminary, and are subject to revision in the final Census publications, but the changes are expected to be relatively minor with respect to coverage. The final Census figures will be issued in a series of Business Census bulletins which will show additional detailed kind-of-business information for all places where there are a sufficient number of establishments.

The 1948 Census of Business was taken under the provision of the Act of June 19, 1948, which provides that the Business Census be taken for 1948 and for each fifth year thereafter. Previous Business Censuses were taken for the years 1929, 1933, 1935, and 1939.

Scope of the Census.—The 1948 Census of Business covered all establishments in the following trades, as defined by the Standard Industrial Classification Manual, May 1949 issue, of the Executive Office of the President: all retail trades; all wholesale trades; all service trades in the following four groups—personal services, business services, automobile repairs and services, and miscellaneous repair services; hotels; tourist courts and camps; and amusements, including motion picture theaters. Some important services not covered are radio broadcasting and television, medical and health, legal, educational, nonprofit, accounting, and domestic services.

This coverage is similar to that of the 1939 Business Census. However, "custom trades" and "services incidental to transportation," which are no longer included in the standard classification of the service trades, are not covered by the 1948 Census. In a number of localities, these exclusions as well as other changes in the standard classification may have

a considerable effect in comparing 1948 with 1939 data, particularly with respect to establishment count.


Establishment definition.—For Census purposes, a business establishment is defined to include only enterprises conducted from a recognizable place of business, provided that the annual sales were in excess of \$5,000 for a wholesale trade establishment and \$500 for establishments in other trades. A detailed analysis of coverage will be provided in future Census of Business publications.

"Number of establishments" is the number of separate business locations, rather than the number of business companies or organizations, since the Census figures represent information reported separately for each business location or establishment. The establishment count reflects the number of places in business at the end of 1948 excluding administrative and executive offices of multiunit organizations, and "chain store" warehouses.

Sales and receipts.—"1948 sales and receipts" represents sales of merchandise and receipts from repairs and other services to customers. The figures reflect deductions for returned goods and allowances, but not for trade-in allowances; they exclude sales and excise taxes collected from customers and paid directly to any taxing agency.

Proprietors.—"Active proprietors..." represents owners and partners of unincorporated businesses who devoted the major portion of their time to the business in November 1948.

Employment.—"Number of paid employees..." represents all employees on the pay roll for the pay period ending nearest November 15, 1948. "Full workweek" employees, whether regular or seasonal, are those who in the November 15 pay period were paid for working at least the number of hours typically worked in a week by employees of the reporting establishment.



1948 CENSUS OF BUSINESS

RETAIL, WHOLESALE, SERVICE TRADES

U. S. DEPARTMENT OF COMMERCE
BUREAU OF THE CENSUS

PRELIMINARY

For Release April 17, 1950

Release Series BC-1F-15-079

REPUBLIC COUNTY, KANS.

Retail, wholesale, and service establishments located in Republic County, Kansas, showed a substantial expansion in dollar volume of trade from 1939 to 1948 according to preliminary figures from the 1948 Census of Business released today by the Bureau of the Census, U. S. Department of Commerce.

Retail sales in the county during 1948 aggregated \$7.6 million, an increase of 204 percent over the \$2.5 million in 1939, when the preceding Census of Business was taken. Wholesale sales in the county reached a total of \$6.7 million in 1948 as compared with \$2.9 million in 1939. The service trades included in the Census of Business recorded receipts totaling \$296,000 in 1948 compared with \$130,000 in 1939.

Employment in the county also rose over the 9-year period between 1939 and 1948 for the above trades. Establishments in these trades reported a combined total of 450 paid employees for the workweek ended nearest November 15, 1948. This compared with a total of 385 employees reported for the week of November 15, 1939.

These preliminary figures have been derived from a Census report on Republic County, Kansas, which also includes data for the city of Belleville. Final figures, superseding the preliminary data for Republic County, will be included in a Bulletin for the State of Kansas to be issued in several months. Similar data will be made available this year in preliminary and final form for each of the counties and States. A single copy of the preliminary release for Republic County as well as an order blank for other area releases may be obtained by writing to the Bureau of the Census, Washington 25, D. C.

Table 1.--CENSUS OF BUSINESS PRELIMINARY RESULTS FOR 1948, BY TRADE GROUP
REPUBLIC COUNTY, KANS.

Trade group and kind of business	Number of establishments	1948 sales and receipts (Thousand dollars)	Active proprietors of unincorporated businesses Nov. 1948	Paid employees, workweek ended nearest Nov. 15, 1948	
				Total employees ¹	Full workweek employees
RETAIL TRADE, total.....	181	7,628	205	323	261
Food group.....	33	1,703	35	48	38
Eating and drinking places.....	38	586	45	93	72
Apparel group.....	9	264	9	14	8
Furniture-home furnishgs-appliance grp	13	428	16	9	8
Automotive group.....	13	1,700	13	56	56
Gasoline service stations.....	28	1,132	29	32	28
Lumber-building-hardware group.....	27	1,148	33	31	27
Drug and proprietary stores.....	7	270	10	17	11
All other retail stores.....	13	397	15	23	13
WHOLESALE TRADE.....	31	6,714	16	92	x
SELECTED SERVICE TRADES, ^{2/} total.....	48	296	51	35	32
Personal services.....	22	97	22	17	15
All other service trades.....	26	199	29	18	17

x Not available.

^{1/} Includes employees paid for less than the full workweek.

^{2/} See General Description on last page for changes from the 1939 Census of Business in the coverage of Service Trades.

Table 2.—CENSUS OF BUSINESS PRELIMINARY RESULTS FOR 1948 FOR CITIES OF 2,500 INHABITANTS OR MORE

REPUBLIC COUNTY, KANS.

(Data omitted for trade groups where necessary to avoid disclosure)

City and trade group ¹	Number of establishments	1948 sales and receipts (Thousand dollars)	Active proprietors of unincorporated businesses Nov. 1948	Paid employees, workweek ended nearest Nov. 15, 1948	
				Total employees ²	Full workweek employees
Belleville:					
Retail trade.....	74	4,752	81	211	177
Selected service trades....	14	117	14	21	19
Remainder of county:					
Retail trade.....	107	2,876	124	112	84
Selected service trades....	34	179	37	14	13

1/ See General Description on this page for changes from the 1939 Census of Business in the coverage of Service Trades.

2/ Includes employees paid for less than the full workweek.

GENERAL DESCRIPTION OF PRELIMINARY RELEASES FOR THE 1948 CENSUS OF BUSINESS

This series of releases, of which one is planned for each county in the United States, presents preliminary results of the 1948 Census of Business. The information is based on reports submitted by business establishments for that Census. The figures shown are preliminary, and are subject to revision in the final Census publications, but the changes are expected to be relatively minor with respect to coverage. The final Census figures will be issued in a series of Business Census bulletins which will show additional detailed kind-of-business information for all places where there are a sufficient number of establishments.

The 1948 Census of Business was taken under the provision of the Act of June 19, 1948, which provides that the Business Census be taken for 1948 and for each fifth year thereafter. Previous Business Censuses were taken for the years 1929, 1933, 1935, and 1939.

Scope of the Census.—The 1948 Census of Business covered all establishments in the following trades, as defined by the Standard Industrial Classification Manual, May 1949 issue, of the Executive Office of the President: all retail trades; all wholesale trades; all service trades in the following four groups—personal services, business services, automobile repairs and services, and miscellaneous repair services; hotels; tourist courts and camps; and amusements, including motion picture theaters. Some important services not covered are radio broadcasting and television, medical and health, legal, educational, nonprofit, accounting, and domestic services.

This coverage is similar to that of the 1939 Business Census. However, "custom trades" and "services incidental to transportation," which are no longer included in the standard classification of the service trades, are not covered by the 1948 Census. In a number of localities, these exclusions as well as other changes in the standard classification may have

a considerable effect in comparing 1948 with 1939 data, particularly with respect to establishment count.

Establishment definition.—For Census purposes, a business establishment is defined to include only enterprises conducted from a recognizable place of business, provided that the annual sales were in excess of \$5,000 for a wholesale trade establishment and \$500 for establishments in other trades. A detailed analysis of coverage will be provided in future Census of Business publications.

"Number of establishments" is the number of separate business locations, rather than the number of business companies or organizations, since the Census figures represent information reported separately for each business location or establishment. The establishment count reflects the number of places in business at the end of 1948 excluding administrative and executive offices of multiunit organizations, and "chain store" warehouses.

Sales and receipts.—"1948 sales and receipts" represents sales of merchandise and receipts from repairs and other services to customers. The figures reflect deductions for returned goods and allowances, but not for trade-in allowances; they exclude sales and excise taxes collected from customers and paid directly to any taxing agency.

Proprietors.—"Active proprietors..." represents owners and partners of unincorporated businesses who devoted the major portion of their time to the business in November 1948.

Employment.—"Number of paid employees..." represents all employees on the pay roll for the pay period ending nearest November 15, 1948. "Full workweek" employees, whether regular or seasonal, are those who in the November 15 pay period were paid for working at least the number of hours typically worked in a week by employees of the reporting establishment.

1948 CENSUS OF BUSINESS

RETAIL, WHOLESALE, SERVICE TRADES

U. S. DEPARTMENT OF COMMERCE
BUREAU OF THE CENSUS

PRELIMINARY

For Release May 15, 1950

Release Series BC-1P-15-080

RICE COUNTY, KANS.

Retail, wholesale, and service establishments located in Rice County, Kansas, showed a substantial expansion in dollar volume of trade from 1939 to 1948 according to preliminary figures from the 1948 Census of Business released today by the Bureau of the Census, U. S. Department of Commerce.

Retail sales in the county during 1948 aggregated \$13.6 million, an increase of 178 percent over the \$4.9 million in 1939, when the preceding Census of Business was taken. Wholesale sales in the county reached a total of \$16.2 million in 1948 as compared with \$4.8 million in 1939. The service trades included in the Census of Business recorded receipts totaling \$694,000 in 1948 compared with \$214,000 in 1939.

Employment in the county also rose over the 9-year period between 1939 and 1948 for the above trades. Establishments in these trades reported a combined total of 874 paid employees for the workweek ended nearest November 15, 1948. This compared with a total of 766 employees reported for the week of November 15, 1939.

These preliminary figures have been derived from a Census report on Rice County, Kansas, which also includes data for the city of Lyons. Final figures, superseding the preliminary data for Rice County, will be included in a Bulletin for the State of Kansas to be issued in several months. Similar data will be made available this year in preliminary and final form for each of the counties and States. A single copy of the preliminary release for Rice County as well as an order blank for other area releases may be obtained by writing to the Bureau of the Census, Washington 25, D. C.

Table 1.—CENSUS OF BUSINESS PRELIMINARY RESULTS FOR 1948, BY TRADE GROUP
RICE COUNTY, KANS.

Trade group and kind of business	Number of establishments	1948 sales and receipts (Thousand dollars)	Active proprietors of unincorporated businesses Nov. 1948	Paid employees, workweek ended nearest Nov. 15, 1948	
				Total employees ¹	Full workweek employees
RETAIL TRADE, total.....	216	13,550	242	608	508
Food group.....	36	3,209	39	111	86
Eating and drinking places.....	38	840	48	101	86
Apparel group.....	7	464	5	23	21
Furniture-home furnishings-appliance grp	13	704	13	33	29
Automotive group.....	23	2,762	29	106	92
Gasoline service stations.....	27	1,014	31	35	31
Lumber-building-hardware group.....	34	2,992	34	107	93
Drug and proprietary stores.....	11	518	15	36	29
All other retail stores.....	27	1,047	28	56	41
WHOLESALE TRADE, total.....	56	16,242	29	168	x
Petroleum bulk plants, terminals.....	21	1,818	19	20	x
Assemblers of farm products.....	22	8,793	4	75	x
Other types of wholesale.....	13	5,631	6	73	x
SELECTED SERVICE TRADES, ² /total.....	70	694	75	98	82
Personal services.....	39	335	43	70	62
All other service trades.....	31	359	32	28	20

x Not available.

¹/ Includes employees paid for less than the full workweek.

²/ See General Description on last page for changes from the 1939 Census of Business in the coverage of Service Trades.

Table 2.—CENSUS OF BUSINESS PRELIMINARY RESULTS FOR 1948 FOR CITIES OF 2,500 INHABITANTS OR MORE

RICE COUNTY, KANS.

(Data omitted for trade groups where necessary to avoid disclosure)

City and trade group ¹	Number of establishments	1948 sales and receipts (Thousand dollars)	Active proprietors of unincorporated businesses Nov. 1948	Paid employees, workweek ended nearest Nov. 15, 1948	
				Total employees ²	Full workweek employees
Lyons:					
Retail trade.....	92	7,467	99	333	288
Selected service trades..	27	325	29	58	55
Remainder of county:					
Retail trade.....	124	6,083	143	275	220
Selected service trades..	43	369	46	40	27

¹/ See General Description on this page for changes from the 1939 Census of Business in the coverage of Service Trades.

²/ Includes employees paid for less than the full workweek.

GENERAL DESCRIPTION OF PRELIMINARY RELEASES FOR THE 1948 CENSUS OF BUSINESS

This series of releases, of which one is planned for each county in the United States, presents preliminary results of the 1948 Census of Business. The information is based on reports submitted by business establishments for that Census. The figures shown are preliminary, and are subject to revision in the final Census publications, but the changes are expected to be relatively minor with respect to coverage. The final Census figures will be issued in a series of Business Census bulletins which will show additional detailed kind-of-business information for all places where there are a sufficient number of establishments.

The 1948 Census of Business was taken under the provision of the Act of June 19, 1948, which provides that the Business Census be taken for 1948 and for each fifth year thereafter. Previous Business Censuses were taken for the years 1929, 1933, 1936, and 1939.

Scope of the Census.—The 1948 Census of Business covered all establishments in the following trades, as defined by the Standard Industrial Classification Manual, May 1949 issue, of the Executive Office of the President: all retail trades; all wholesale trades; all service trades in the following four groups—personal services, business services, automobile repairs and services, and miscellaneous repair services; hotels; tourist courts and camps; and amusements, including motion picture theaters. Some important services not covered are radio broadcasting and television, medical and health, legal, educational, nonprofit, accounting, and domestic services.

This coverage is similar to that of the 1939 Business Census. However, "custom trades" and "services incidental to transportation," which are no longer included in the standard classification of the service trades, are not covered by the 1948 Census. In a number of localities, these exclusions as well as

other changes in the standard classification may have a considerable effect in comparing 1948 with 1939 data, particularly with respect to establishment count.

Establishment definition.—For Census purposes, a business establishment is defined to include only enterprises conducted from a recognizable place of business, provided that the annual sales were in excess of \$5,000 for a wholesale trade establishment and \$500 for establishments in other trades. A detailed analysis of coverage will be provided in future Census of Business publications.

"Number of establishments" is the number of separate business locations, rather than the number of business companies or organizations, since the Census figures represent information reported separately for each business location or establishment. The establishment count reflects the number of places in business at the end of 1948 excluding administrative and executive offices of multinational organizations, and "chain store" warehouses.

Sales and receipts.—"1948 sales and receipts" represents sales of merchandise and receipts from repairs and other services to customers. The figures reflect deductions for returned goods and allowances, but not for trade-in allowances; they exclude sales and excise taxes collected from customers and paid directly to any taxing agency.

Proprietors.—"Active proprietors..." represents owners and partners of unincorporated businesses who devoted the major portion of their time to the business in November 1948.

Employment.—"Number of paid employees..." represents all employees on the pay roll for the pay period ending nearest November 15, 1948. "Full workweek" employees, whether regular or seasonal, are those who in the November 15 pay period were paid for working at least the number of hours typically worked in a week by employees of the reporting establishment.

1948 CENSUS OF BUSINESS

RETAIL, WHOLESALE, SERVICE TRADES

U. S. DEPARTMENT OF COMMERCE
BUREAU OF THE CENSUS

PRELIMINARY

For Release April 10, 1950

Release Series BC-1P-15-081

RILEY COUNTY, KANS.

Retail, wholesale, and service establishments located in Riley County, Kansas, showed a substantial expansion in dollar volume of trade from 1939 to 1948 according to preliminary figures from the 1948 Census of Business released today by the Bureau of the Census, U. S. Department of Commerce.

Retail sales in the county during 1948 aggregated \$25.8 million, an increase of 223 percent over the \$8.0 million in 1939, when the preceding Census of Business was taken. Wholesale sales in the county reached a total of \$14.8 million in 1948 as compared with \$3.7 million in 1939. The service trades included in the Census of Business recorded receipts totaling \$1.2 million in 1948 compared with \$0.5 million in 1939.

Employment in the county also rose over the 9-year period between 1939 and 1948 for the above trades. Establishments in these trades reported a combined total of 2,120 paid employees for the workweek ended nearest November 15, 1948. This compared with a total of 1,427 employees reported for the week of November 15, 1939.

These preliminary figures have been derived from a Census report on Riley County, Kansas, which also includes data for the city of Manhattan. Final figures, superseding the preliminary data for Riley County, will be included in a Bulletin for the State of Kansas to be issued in several months. Similar data will be made available this year in preliminary and final form for each of the counties and States. A single copy of the preliminary release for Riley County as well as an order blank for other area releases may be obtained by writing to the Bureau of the Census, Washington 25, D. C.

Table 1.—CENSUS OF BUSINESS PRELIMINARY RESULTS FOR 1948, BY TRADE GROUP

RILEY COUNTY, KANS.

Trade group and kind of business	Number of establishments	1948 sales and receipts (Thousand dollars)	Active proprietors of unincorporated businesses Nov. 1948	Paid employees, workweek ended nearest Nov. 15, 1948	
				Total employees ¹	Full workweek employees
RETAIL TRADE, total.....	338	25,829	330	1,681	1,224
Food group.....	57	5,267	58	195	142
Eating and drinking places.....	63	1,715	68	322	206
General merchandise grp, general stores.	12	2,528	9	320	218
Apparel group.....	18	1,183	20	67	50
Furniture-home furnishings-appliance grp	23	1,420	21	87	71
Automotive group.....	35	5,604	24	225	220
Gasoline service stations.....	40	1,400	42	85	56
Lumber-building-hardware group.....	38	3,803	36	154	132
Drug and proprietary stores.....	13	940	15	98	44
All other retail stores.....	39	1,969	37	128	85
WHOLESALE TRADE, total.....	52	14,771	41	213	x
Merchant wholesalers.....	19	5,472	14	94	x
Petroleum bulk plants, terminals.....	16	1,633	15	30	x
Other types of wholesalers.....	17	7,666	12	89	x
SELECTED SERVICE TRADES, ² /total.....	113	1,202	129	226	194
Personal services.....	69	794	77	184	161
All other service trades.....	44	408	52	42	33

x Not available.

¹/ Includes employees paid for less than the full workweek.

²/ See General Description on last page for changes from the 1939 Census of Business in the coverage of Service Trades.

Table 2.—CENSUS OF BUSINESS PRELIMINARY RESULTS FOR 1948 FOR CITIES OF 2,500 INHABITANTS OR MORE

RILEY COUNTY, KANS.

(Data omitted for trade groups where necessary to avoid disclosure)

City and trade group ¹	Number of establishments	1948 sales and receipts (Thousand dollars)	Active proprietors of unincorporated businesses Nov. 1948	Paid employees, workweek ended nearest Nov. 15, 1948	
				Total employees ²	Full workweek employees
Manhattan:					
Retail trade.....	243	22,857	225	1,544	1,128
Wholesale trade.....	35	12,544	28	188	x
Selected service trades....	85	1,075	100	213	181
Remainder of county:					
Retail trade.....	95	2,972	105	137	96
Wholesale trade.....	17	2,227	13	25	x
Selected service trades....	28	127	29	13	13

x Not available.

1/ See General Description on this page for changes from the 1939 Census of Business in the coverage of Service Trades.

2/ Includes employees paid for less than the full workweek.

GENERAL DESCRIPTION OF PRELIMINARY RELEASES FOR THE 1948 CENSUS OF BUSINESS

This series of releases, of which one is planned for each county in the United States, presents preliminary results of the 1948 Census of Business. The information is based on reports submitted by business establishments for that Census. The figures shown are preliminary, and are subject to revision in the final Census publications, but the changes are expected to be relatively minor with respect to coverage. The final Census figures will be issued in a series of Business Census bulletins which will show additional detailed kind-of-business information for all places where there are a sufficient number of establishments.

The 1948 Census of Business was taken under the provision of the Act of June 19, 1948, which provides that the Business Census be taken for 1948 and for each fifth year thereafter. Previous Business Censuses were taken for the years 1929, 1933, 1935, and 1939.

Scope of the Census.—The 1948 Census of Business covered all establishments in the following trades, as defined by the Standard Industrial Classification Manual, May 1949 issue, of the Executive Office of the President: all retail trades; all wholesale trades; all service trades in the following four groups—personal services, business services, automobile repairs and services, and miscellaneous repair services; hotels; tourist courts and camps; and amusements, including motion picture theaters. Some important services not covered are radio broadcasting and television, medical and health, legal, educational, nonprofit, accounting, and domestic services.

This coverage is similar to that of the 1939 Business Census. However, "custom trades" and "services incidental to transportation," which are no longer included in the standard classification of the service trades, are not covered by the 1948 Census. In a number of localities, these exclusions as well as

other changes in the standard classification may have a considerable effect in comparing 1948 with 1939 data, particularly with respect to establishment count.

Establishment definition.—For Census purposes, a business establishment is defined to include only enterprises conducted from a recognizable place of business, provided that the annual sales were in excess of \$5,000 for a wholesale trade establishment and \$500 for establishments in other trades. A detailed analysis of coverage will be provided in future Census of Business publications.

"Number of establishments" is the number of separate business locations, rather than the number of business companies or organizations, since the Census figures represent information reported separately for each business location or establishment. The establishment count reflects the number of places in business at the end of 1948 excluding administrative and executive offices of multiunit organizations, and "chain store" warehouses.

Sales and receipts.—"1948 sales and receipts" represents sales of merchandise and receipts from repairs and other services to customers. The figures reflect deductions for returned goods and allowances, but not for trade-in allowances; they exclude sales and excise taxes collected from customers and paid directly to any taxing agency.

Proprietors.—"Active proprietors..." represents owners and partners of unincorporated businesses who devoted the major portion of their time to the business in November 1948.

Employment.—"Number of paid employees..." represents all employees on the pay roll for the pay period ending nearest November 15, 1948. "Full workweek" employees, whether regular or seasonal, are those who in the November 15 pay period were paid for working at least the number of hours typically worked in a week by employees of the reporting establishment.

1948 CENSUS OF BUSINESS

RETAIL, WHOLESALE, SERVICE TRADES

U. S. DEPARTMENT OF COMMERCE
BUREAU OF THE CENSUS

PRELIMINARY

For Release April 10, 1950

Release Series BC-1P-15-082

ROOKS COUNTY, KANS.

Retail, wholesale, and service establishments located in Rooks County, Kansas, showed a substantial expansion in dollar volume of trade from 1939 to 1948 according to preliminary figures from the 1948 Census of Business released today by the Bureau of the Census, U. S. Department of Commerce.

Retail sales in the county during 1948 aggregated \$9.0 million, an increase of 463 percent over the \$1.6 million in 1939, when the preceding Census of Business was taken. Wholesale sales in the county reached a total of \$11.7 million in 1948 as compared with \$1.0 million in 1939. The service trades included in the Census of Business recorded receipts totaling \$315,000 in 1948 compared with \$60,000 in 1939.

Employment in the county also rose over the 9-year period between 1939 and 1948 for the above trades. Establishments in these trades reported a combined total of 493 paid employees for the workweek ended nearest November 15, 1948. This compared with a total of 233 employees reported for the week of November 15, 1939.

These preliminary figures have been derived from a Census report on Rooks County, Kansas. Final figures, superseding the preliminary data for Rooks County, will be included in a Bulletin for the State of Kansas to be issued in several months. Similar data will be made available this year in preliminary and final form for each of the counties and States. A single copy of the preliminary release for Rooks County as well as an order blank for other area releases may be obtained by writing to the Bureau of the Census, Washington 25, D. C.

Table 1.—CENSUS OF BUSINESS PRELIMINARY RESULTS FOR 1948, BY TRADE GROUP
ROOKS COUNTY, KANS.

Trade group and kind of business	Number of establishments	1948 sales and receipts (Thousand dollars)	Active proprietors of unincorporated businesses Nov. 1948	Paid employees, workweek ended nearest Nov. 15, 1948	
				Total employees ¹	Full workweek employees
RETAIL TRADE, total.....	156	8,997	163	377	308
Food group.....	22	1,683	30	40	27
Eating and drinking places.....	27	504	29	81	60
General merchandise grp, general stores.....	7	456	5	29	19
Apparel group.....	7	283	9	10	8
Furniture-home furnishgs-appliance grp.....	14	634	10	33	31
Automotive group.....	15	1,590	13	65	61
Gasoline service stations.....	29	1,303	34	40	33
Lumber-building-hardware group.....	23	2,135	19	54	52
Drug and proprietary stores.....	8	350	10	22	16
All other retail stores.....	4	59	4	3	1
WHOLESALE TRADE, total.....	40	11,680	23	79	x
Merchant wholesalers.....	5	761	3	12	x
Other types of wholesalers.....	35	10,919	20	67	x
SELECTED SERVICE TRADES,²/total.....	43	315	44	37	29
Personal services.....	20	111	21	21	18
All other service trades.....	23	204	23	16	11
AMUSEMENTS.....	5	116	6	9	x

x Not available.
 1/ Includes employees paid for less than the full workweek.
 2/ See General Description on this page for changes from the 1939 Census of Business in the coverage of Service Trades.

GENERAL DESCRIPTION OF PRELIMINARY RELEASES FOR THE 1948 CENSUS OF BUSINESS

This series of releases, of which one is planned for each county in the United States, presents preliminary results of the 1948 Census of Business. The information is based on reports submitted by business establishments for that Census. The figures shown are preliminary, and are subject to revision in the final Census publications, but the changes are expected to be relatively minor with respect to coverage. The final Census figures will be issued in a series of Business Census bulletins which will show additional detailed kind-of-business information for all places where there are a sufficient number of establishments.

The 1948 Census of Business was taken under the provision of the Act of June 19, 1948, which provides that the Business Census be taken for 1948 and for each fifth year thereafter. Previous Business Censuses were taken for the years 1929, 1933, 1935, and 1939.

Scope of the Census.—The 1948 Census of Business covered all establishments in the following trades, as defined by the Standard Industrial Classification Manual, May 1949 issue, of the Executive Office of the President: all retail trades; all wholesale trades; all service trades in the following four groups—personal services, business services, automobile repairs and services, and miscellaneous repair services; hotels; tourist courts and camps; and amusements, including motion picture theaters. Some important services not covered are radio broadcasting and television, medical and health, legal, educational, nonprofit, accounting, and domestic services.

This coverage is similar to that of the 1939 Business Census. However, "custom trades" and "services incidental to transportation," which are no longer included in the standard classification of the service trades, are not covered by the 1948 Censuses. In a number of localities, these exclusions as well as

other changes in the standard classification may have a considerable effect in comparing 1948 with 1939 data, particularly with respect to establishment count.

Establishment definition.—For Census purposes, a business establishment is defined to include only enterprises conducted from a recognizable place of business, provided that the annual sales were in excess of \$5,000 for a wholesale trade establishment and \$500 for establishments in other trades. A detailed analysis of coverage will be provided in future Censuses of Business publications.

"Number of establishments" is the number of separate business locations, rather than the number of business companies or organizations, since the Census figures represent information reported separately for each business location or establishment. The establishment count reflects the number of places in business at the end of 1948 excluding administrative and executive offices of multinational organizations, and "chain store" warehouses.

Sales and receipts.—"1948 sales and receipts" represents sales of merchandise and receipts from repairs and other services to customers. The figures reflect deductions for returned goods and allowances, but not for trade-in allowances; they exclude sales and excise taxes collected from customers and paid directly to any taxing agency.

Proprietors.—"Active proprietors..." represents owners and partners of unincorporated businesses who devoted the major portion of their time to the business in November 1948.

Employment.—"Number of paid employees..." represents all employees on the pay roll for the pay period ending nearest November 15, 1948. "Full workweek" employees, whether regular or seasonal, are those who in the November 15 pay period were paid for working at least the number of hours typically worked in a week by employees of the reporting establishment.

1948 CENSUS OF BUSINESS

RETAIL, WHOLESALE, SERVICE TRADES

U. S. DEPARTMENT OF COMMERCE
BUREAU OF THE CENSUS

PRELIMINARY

For Release April 17, 1950

Release Series BC-1P-15-083

RUSH COUNTY, KANS.

Retail, wholesale, and service establishments located in Rush County, Kansas, showed a substantial expansion in dollar volume of trade from 1939 to 1948 according to preliminary figures from the 1948 Census of Business released today by the Bureau of the Census, U. S. Department of Commerce.

Retail sales in the county during 1948 aggregated \$7.5 million, an increase of 400 percent over the \$1.5 million in 1939, when the preceding Census of Business was taken. Wholesale sales in the county reached a total of \$9.5 million in 1948 as compared with \$1.1 million in 1939. The service trades included in the Census of Business recorded receipts totaling \$253,000 in 1948 compared with \$76,000 in 1939.

Employment in the county also rose over the 9-year period between 1939 and 1948 for the above trades. Establishments in these trades reported a combined total of 366 paid employees for the workweek ended nearest November 15, 1948. This compared with a total of 210 employees reported for the week of November 15, 1939.

These preliminary figures have been derived from a Census report on Rush County, Kansas. Final figures, superseding the preliminary data for Rush County, will be included in a Bulletin for the State of Kansas to be issued in several months. Similar data will be made available this year in preliminary and final form for each of the counties and States. A single copy of the preliminary release for Rush County as well as an order blank for other area releases may be obtained by writing to the Bureau of the Census, Washington 25, D. C.

Table 1.—CENSUS OF BUSINESS PRELIMINARY RESULTS FOR 1948, BY TRADE GROUP

RUSH COUNTY, KANS.

Trade group and kind of business	Number of establishments	1948 sales and receipts (Thousand dollars)	Active proprietors of unincorporated businesses Nov. 1948	Paid employees, workweek ended nearest Nov. 15, 1948	
				Total employees ¹	Full workweek employees
RETAIL TRADE, total.....	133	7,463	133	271	215
Food group.....	22	1,300	23	39	30
Eating and drinking places.....	29	449	31	29	18
Gasoline service stations.....	19	837	19	19	16
All other retail stores.....	63	4,877	60	184	151
WHOLESALE TRADE.....	26	9,475	13	84	x
SELECTED SERVICE TRADES, ^{2/} total.....	32	253	37	11	9
Personal services.....	14	56	15	9	7
All other service trades.....	18	197	22	2	2
AMUSEMENTS.....	5	77	5	6	x

x Not available.

^{1/} Includes employees paid for less than the full workweek.

^{2/} See General Description on last page for changes from the 1939 Census of Business in the coverage of Service Trades.

GENERAL DESCRIPTION OF PRELIMINARY RELEASES FOR THE 1948 CENSUS OF BUSINESS

This series of releases, of which one is planned for each county in the United States, presents preliminary results of the 1948 Census of Business. The information is based on reports submitted by business establishments for that Census. The figures shown are preliminary, and are subject to revision in the final Census publications, but the changes are expected to be relatively minor with respect to coverage. The final Census figures will be issued in a series of Business Census bulletins which will show additional detailed kind-of-business information for all places where there are a sufficient number of establishments.

The 1948 Census of Business was taken under the provision of the Act of June 19, 1948, which provides that the Business Census be taken for 1948 and for each fifth year thereafter. Previous Business Censuses were taken for the years 1929, 1933, 1935, and 1939.

Scope of the Census.—The 1948 Census of Business covered all establishments in the following trades, as defined by the Standard Industrial Classification Manual, May 1949 issue, of the Executive Office of the President: all retail trades; all wholesale trades; all service trades in the following four groups—personal services, business services, automobile repairs and services, and miscellaneous repair services; hotels; tourist courts and camps; and amusements, including motion picture theaters. Some important services not covered are radio broadcasting and television, medical and health, legal, educational, nonprofit, accounting, and domestic services.

This coverage is similar to that of the 1939 Business Census. However, "custom trades" and "services incidental to transportation," which are no longer included in the standard classification of the service trades, are not covered by the 1948 Census. In a number of localities, these exclusions as well as other changes in the standard classification may have a considerable effect in comparing

1948 with 1939 data, particularly with respect to establishment count.

Establishment definition.—For Census purposes, a business establishment is defined to include only enterprises conducted from a recognizable place of business, provided that the annual sales were in excess of \$5,000 for a wholesale trade establishment and \$500 for establishments in other trades. A detailed analysis of coverage will be provided in future Census of Business publications.

"Number of establishments" is the number of separate business locations, rather than the number of business companies or organizations, since the Census figures represent information reported separately for each business location or establishment. The establishment count reflects the number of places in business at the end of 1948 excluding administrative and executive offices of multiunit organizations, and "chain store" warehouses.

Sales and receipts.—"1948 sales and receipts" represents sales of merchandise and receipts from repairs and other services to customers. The figures reflect deductions for returned goods and allowances, but not for trade-in allowances; they exclude sales and excise taxes collected from customers and paid directly to any taxing agency.

Proprietors.—"Active proprietors..." represents owners and partners of unincorporated businesses who devoted the major portion of their time to the business in November 1948.

Employment.—"Number of paid employees..." represents all employees on the pay roll for the pay period ending nearest November 15, 1948. "Full workweek" employees, whether regular or seasonal, are those who in the November 15 pay period were paid for working at least the number of hours typically worked in a week by employees of the reporting establishment.

1948 CENSUS OF BUSINESS

U. S. DEPARTMENT OF COMMERCE
BUREAU OF THE CENSUS

RETAIL, WHOLESALE, SERVICE TRADES

PRELIMINARY

For Release April 24, 1950

Release Series BC-1P-47-084

RUSSELL COUNTY, KANS.

Retail, wholesale, and service establishments located in Russell County, Kansas, showed a substantial expansion in dollar volume of trade from 1939 to 1948 according to preliminary figures from the 1948 Census of Business released today by the Bureau of the Census, U. S. Department of Commerce.

Retail sales in the county during 1948 aggregated \$13.3 million, an increase of 269 percent over the \$3.6 million in 1939, when the preceding Census of Business was taken. Wholesale sales in the county reached a total of \$15.1 million in 1948 as compared with \$3.6 million in 1939. The service trades included in the Census of Business recorded receipts totaling \$561,000 in 1948 compared with \$153,000 in 1939.

Employment in the county also rose over the 9-year period between 1939 and 1948 for the above trades. Establishments in these trades reported a combined total of 814 paid employees for the workweek ended nearest November 15, 1948. This compared with a total of 624 employees reported for the week of November 15, 1939.

These preliminary figures have been derived from a Census report on Russell County, Kansas, which also includes data for the city of Russell. Final figures, superseding the preliminary data for Russell County, will be included in a Bulletin for the State of Kansas to be issued in several months. Similar data will be made available this year in preliminary and final form for each of the counties and States. A single copy of the preliminary release for Russell County as well as an order blank for other area releases may be obtained by writing to the Bureau of the Census, Washington 25, D. C.

Table 1.—CENSUS OF BUSINESS PRELIMINARY RESULTS FOR 1948, BY TRADE GROUP
RUSSELL COUNTY, KANS.

Trade group and kind of business	Number of establishments	1948 sales and receipts (Thousand dollars)	Active proprietors of unincorporated businesses Nov. 1948	Paid employees, workweek ended nearest Nov. 15, 1948	
				Total employees ¹	Full workweek employees
RETAIL TRADE, total.....	205	13,326	216	624	514
Food group.....	32	2,952	36	100	73
Eating and drinking places.....	46	992	52	135	113
General merchandise grp, general stores	8	981	6	80	59
Furniture-home furnishgs-appliance grp	14	778	18	30	29
Automotive group.....	20	2,936	22	94	93
Gasoline service stations.....	34	1,403	35	45	34
Lumber-building-hardware group.....	23	1,892	17	75	63
Drug and proprietary stores.....	8	333	8	19	15
All other retail stores.....	20	1,059	22	46	35
WHOLESALE TRADE, total.....	47	15,080	29	107	x
Merchant wholesalers.....	11	8,175	5	56	x
Other types of wholesale.....	36	6,905	24	51	x
SELECTED SERVICE TRADES, ² /total.....	54	561	59	83	75
Personal services.....	28	253	30	61	57
All other service trades.....	26	308	29	22	18
HOTELS.....	6	55	6	12	9
TOURIST COURTS AND CAMPS.....	6	66	6	6	6

x Not available.

¹/ Includes employees paid for less than the full workweek.

²/ See General Description on last page for changes from the 1939 Census of Business in the coverage of Service Trades.

Table 2.—CENSUS OF BUSINESS PRELIMINARY RESULTS FOR 1948 FOR CITIES OF 2,500 INHABITANTS OR MORE

RUSSELL COUNTY, KANS.

(Data omitted for trade groups where necessary to avoid disclosure)

City and trade group ¹	Number of establishments	1948 sales and receipts (Thousand dollars)	Active proprietors of unincorporated businesses Nov. 1948	Paid employees, workweek ended nearest Nov. 15, 1948	
				Total employees ²	Full workweek employees
Russell:					
Retail trade.....	116	10,201	123	516	432
Selected service trades..	31	418	36	77	69
Tourist courts and camps.	6	66	6	6	6
Remainder of county:					
Retail trade.....	89	3,185	93	108	82
Selected service trades..	23	143	23	6	6

1/ See General Description on this page for changes from the 1939 Census of Business in the coverage of Service Trades.

2/ Includes employees paid for less than the full workweek.

GENERAL DESCRIPTION OF PRELIMINARY RELEASES FOR THE 1948 CENSUS OF BUSINESS

This series of releases, of which one is planned for each county in the United States, presents preliminary results of the 1948 Census of Business. The information is based on reports submitted by business establishments for that Census. The figures shown are preliminary, and are subject to revision in the final Census publications, but the changes are expected to be relatively minor with respect to coverage. The final Census figures will be issued in a series of Business Census bulletins which will show additional detailed kind-of-business information for all places where there are a sufficient number of establishments.

The 1948 Census of Business was taken under the provision of the Act of June 19, 1948, which provides that the Business Census be taken for 1948 and for each fifth year thereafter. Previous Business Censuses were taken for the years 1929, 1933, 1935, and 1939.

Scope of the Census.—The 1948 Census of Business covered all establishments in the following trades, as defined by the Standard Industrial Classification Manual, May 1949 issue, of the Executive Office of the President: all retail trades; all wholesale trades; all service trades in the following four groups—personal services, business services, automobile repairs and services, and miscellaneous repair services; hotels; tourist courts and camps; and amusements, including motion picture theaters. Some important services not covered are radio broadcasting and television, medical and health, legal, educational, nonprofit, accounting, and domestic services.

This coverage is similar to that of the 1939 Business Census. However, "custom trades" and "services incidental to transportation," which are no longer included in the standard classification of the service trades, are not covered by the 1948 Census. In a number of localities, these exclusions as well as other changes in the standard classification may have

a considerable effect in comparing 1948 with 1939 data, particularly with respect to establishment count.

Establishment definition.—For Census purposes, a business establishment is defined to include only enterprises conducted from a recognizable place of business, provided that the annual sales were in excess of \$5,000 for a wholesale trade establishment and \$500 for establishments in other trades. A detailed analysis of coverage will be provided in future Census of Business publications.

"Number of establishments" is the number of separate business locations, rather than the number of business companies or organizations, since the Census figures represent information reported separately for each business location or establishment. The establishment count reflects the number of places in business at the end of 1948 excluding administrative and executive offices of multiunit organizations, and "chain store" warehouses.

Sales and receipts.—"1948 sales and receipts" represents sales of merchandise and receipts from repairs and other services to customers. The figures reflect deductions for returned goods and allowances, but not for trade-in allowances; they exclude sales and excise taxes collected from customers and paid directly to any taxing agency.

Proprietors.—"Active proprietors..." represents owners and partners of unincorporated businesses who devoted the major portion of their time to the business in November 1948.

Employment.—"Number of paid employees..." represents all employees on the pay roll for the pay period ending nearest November 15, 1948. "Full workweek" employees, whether regular or seasonal, are those who in the November 15 pay period were paid for working at least the number of hours typically worked in a week by employees of the reporting establishment.

1948 CENSUS OF BUSINESS

RETAIL, WHOLESALE, SERVICE TRADES

U. S. DEPARTMENT OF COMMERCE
BUREAU OF THE CENSUS

PRELIMINARY

For Release May 15, 1950

Release Series BC-1P-15-085

SALINE COUNTY, KANS.

Retail, wholesale, and service establishments located in Saline County, Kansas, showed a substantial expansion in dollar volume of trade from 1939 to 1948 according to preliminary figures from the 1948 Census of Business released today by the Bureau of the Census, U. S. Department of Commerce.

Retail sales in the county during 1948 aggregated \$49.6 million, an increase of 335 percent over the \$11.4 million in 1939, when the preceding Census of Business was taken. Wholesale sales in the county reached a total of \$161.5 million in 1948 as compared with \$21.2 million in 1939. The service trades included in the Census of Business recorded receipts totaling \$2.5 million in 1948 compared with \$0.8 million in 1939.

Employment in the county also rose over the 9-year period between 1939 and 1948 for the above trades. Establishments in these trades reported a combined total of 3,932 paid employees for the workweek ended nearest November 15, 1948. This compared with a total of 2,794 employees reported for the week of November 15, 1939.

These preliminary figures have been derived from a Census report on Saline County, Kansas, which also includes data for the city of Salina. Final figures, superseding the preliminary data for Saline County, will be included in a Bulletin for the State of Kansas to be issued in several months. Similar data will be made available this year in preliminary and final form for each of the counties and States. A single copy of the preliminary release for Saline County as well as an order blank for other area releases may be obtained by writing to the Bureau of the Census, Washington 25, D. C.

Table 1.—CENSUS OF BUSINESS PRELIMINARY RESULTS FOR 1948, BY TRADE GROUP
SALINE COUNTY, KANS.

Trade group and kind of business	Number of establishments	1948 sales and receipts (Thousand dollars)	Active proprietors of unincorporated businesses Nov. 1948	Paid employees, workweek ended nearest Nov. 15, 1948	
				Total employees ¹	Full workweek employees
RETAIL TRADE, total.....	492	49,626	501	2,622	2,176
Food group.....	86	8,134	90	255	189
Eating and drinking places.....	114	2,995	130	454	364
General merchandise group, general stores....	15	7,281	4	634	469
Apparel group.....	29	3,257	24	167	136
Furniture-home furnishings-appliance group...	24	2,139	23	140	138
Automotive group.....	36	10,965	39	309	296
Gasoline service stations.....	65	2,190	68	103	77
Lumber-building-hardware group.....	41	5,490	39	196	185
Drug and proprietary stores.....	13	1,116	15	91	81
All other retail stores.....	69	6,059	69	273	241
WHOLESALE TRADE, total.....	119	161,543	78	908	x
Petroleum bulk plants, terminals.....	19	3,133	19	42	x
Assemblers of farm products.....	28	6,162	10	50	x
Other types of wholesale.....	72	152,248	49	816	x
SELECTED SERVICE TRADES, ^{2/} total.....	181	2,465	203	402	355
Personal services.....	95	1,156	107	274	236
Business services.....	10	164	10	15	12
Automotive repairs and services.....	35	484	45	53	49
Other repair services.....	41	661	41	60	58
TOURIST COURTS AND CAMPS.....	9	68	11	3	3

x Not available.

^{1/} Includes employees paid for less than the full workweek.

^{2/} See General Description on last page for changes from the 1939 Census of Business in the coverage of Service Trades.

Table 2.—CENSUS OF BUSINESS PRELIMINARY RESULTS FOR 1948 FOR CITIES OF 2,500 INHABITANTS OR MORE

SALINE COUNTY, KANS.

(Data omitted for trade groups where necessary to avoid disclosure)

City and trade group ¹	Number of establishments	1948 sales and receipts (Thousand dollars)	Active proprietors of unincorporated businesses Nov. 1948	Paid employees, workweek ended nearest Nov. 15, 1948	
				Total employees ²	Full workweek employees
Salina:					
Retail trade.....	418	47,792	419	2,534	2,120
Wholesale trade.....	88	140,653	62	767	x
Selected service trades.....	159	2,178	178	383	337
Tourist courts and camps.....	9	68	11	3	3
Remainder of county:					
Retail trade.....	74	1,834	82	88	56
Wholesale trade.....	31	20,890	16	141	x
Selected service trades.....	22	287	25	19	18

x. Not available.

1/ See General Description on this page for changes from the 1939 Census of Business in the coverage of Service Trades.

2/ Includes employees paid for less than the full workweek.

GENERAL DESCRIPTION OF PRELIMINARY RELEASES FOR THE 1948 CENSUS OF BUSINESS

This series of releases, of which one is planned for each county in the United States, presents preliminary results of the 1948 Census of Business. The information is based on reports submitted by business establishments for that Census. The figures shown are preliminary, and are subject to revision in the final Census publications, but the changes are expected to be relatively minor with respect to coverage. The final Census figures will be issued in a series of Business Census bulletins which will show additional detailed kind-of-business information for all places where there are a sufficient number of establishments.

The 1948 Census of Business was taken under the provision of the Act of June 19, 1948, which provides that the Business Census be taken for 1948 and for each fifth year thereafter. Previous Business Censuses were taken for the years 1929, 1933, 1935, and 1939.

Scope of the Census.—The 1948 Census of Business covered all establishments in the following trades, as defined by the Standard Industrial Classification Manual, May 1949 issue, of the Executive Office of the President: all retail trades; all wholesale trades; all service trades in the following four groups—personal services, business services, automobile repairs and services, and miscellaneous repair services; hotels; tourist courts and camps; and amusements, including motion picture theaters. Some important services not covered are radio broadcasting and television, medical and health, legal, educational, nonprofit, accounting, and domestic services.

This coverage is similar to that of the 1939 Business Census. However, "custom trades" and "services incidental to transportation," which are no longer included in the standard classification of the service trades, are not covered by the 1948 Census. In a number of localities, these exclusions as well as

other changes in the standard classification may have a considerable effect in comparing 1948 with 1939 data, particularly with respect to establishment count.

Establishment definition.—For Census purposes, a business establishment is defined to include only enterprises conducted from a recognizable place of business, provided that the annual sales were in excess of \$5,000 for a wholesale trade establishment and \$500 for establishments in other trades. A detailed analysis of coverage will be provided in future Census of Business publications.

"Number of establishments" is the number of separate business locations, rather than the number of business companies or organizations, since the Census figures represent information reported separately for each business location or establishment. The establishment count reflects the number of places in business at the end of 1948 excluding administrative and executive offices of multinational organizations, and "chain store" warehouses.

Sales and receipts.—"1948 sales and receipts" represents sales of merchandise and receipts from repairs and other services to customers. The figures reflect deductions for returned goods and allowances, but not for trade-in allowances; they exclude sales and excise taxes collected from customers and paid directly to any taxing agency.

Proprietors.—"Active proprietors..." represents owners and partners of unincorporated businesses who devoted the major portion of their time to the business in November 1948.

Employment.—"Number of paid employees..." represents all employees on the pay roll for the pay period ending nearest November 15, 1948. "Full workweek" employees, whether regular or seasonal, are those who in the November 15 pay period were paid for working at least the number of hours typically worked in a week by employees of the reporting establishment.

1948 CENSUS OF BUSINESS

RETAIL, WHOLESALE, SERVICE TRADES

U. S. DEPARTMENT OF COMMERCE
BUREAU OF THE CENSUS

PRELIMINARY

For Release April 17, 1950

Release Series BC-1P-15-086

SCOTT COUNTY, KANS.

Retail, wholesale, and service establishments located in Scott County, Kansas, showed a substantial expansion in dollar volume of trade from 1939 to 1948 according to preliminary figures from the 1948 Census of Business released today by the Bureau of the Census, U. S. Department of Commerce.

Retail sales in the county during 1948 aggregated \$6.9 million, an increase of 590 percent over the \$1.0 million in 1939, when the preceding Census of Business was taken. Wholesale sales in the county reached a total of \$13.4 million in 1948 as compared with \$0.4 million in 1939. The service trades included in the Census of Business recorded receipts totaling \$151,000 in 1948 compared with \$39,000 in 1939.

Employment in the county also rose over the 9-year period between 1939 and 1948 for the above trades. Establishments in these trades reported a combined total of 368 paid employees for the workweek ended nearest November 15, 1948. This compared with a total of 118 employees reported for the week of November 15, 1939.

These preliminary figures have been derived from a Census report on Scott County, Kansas. Final figures, superseding the preliminary data for Scott County, will be included in a Bulletin for the State of Kansas to be issued in several months. Similar data will be made available this year in preliminary and final form for each of the counties and States. A single copy of the preliminary release for Scott County as well as an order blank for other area releases may be obtained by writing to the Bureau of the Census, Washington 25, D. C.

Table 1.—CENSUS OF BUSINESS PRELIMINARY RESULTS FOR 1948, BY TRADE GROUP

SCOTT COUNTY, KANS.

Trade group and kind of business	Number of establishments	1948 sales and receipts (Thousand dollars)	Active proprietors of unincorporated businesses Nov. 1948	Paid employees, workweek ended nearest Nov. 15, 1948	
				Total employees ¹	Full workweek employees
RETAIL TRADE, total.....	74	6,854	74	287	214
Food group.....	9	1,339	8	45	20
Eating and drinking places.....	10	347	13	42	33
Gasoline service stations.....	9	423	10	18	12
All other retail stores.....	46	4,745	43	182	149
WHOLESALE TRADE.....	16	13,404	14	69	x
SELECTED SERVICE TRADES, ^{2/} total.....	18	151	22	12	9
Personal services.....	11	65	12	6	4
All other service trades.....	7	86	10	6	5

x Not available.

^{1/} Includes employees paid for less than the full workweek.

^{2/} See General Description on last page for changes from the 1939 Census of Business in the coverage of Service Trades.

GENERAL DESCRIPTION OF PRELIMINARY RELEASES FOR THE 1948 CENSUS OF BUSINESS

This series of releases, of which one is planned for each county in the United States, presents preliminary results of the 1948 Census of Business. The information is based on reports submitted by business establishments for that Census. The figures shown are preliminary, and are subject to revision in the final Census publications, but the changes are expected to be relatively minor with respect to coverage. The final Census figures will be issued in a series of Business Census bulletins which will show additional detailed kind-of-business information for all places where there are a sufficient number of establishments.

The 1948 Census of Business was taken under the provision of the Act of June 19, 1948, which provides that the Business Census be taken for 1948 and for each fifth year thereafter. Previous Business Censuses were taken for the years 1929, 1933, 1935, and 1939.

Scope of the Census.—The 1948 Census of Business covered all establishments in the following trades, as defined by the Standard Industrial Classification Manual, May 1949 issue, of the Executive Office of the President: all retail trades; all wholesale trades; all service trades in the following four groups—personal services, business services, automobile repairs and services, and miscellaneous repair services; hotels; tourist courts and camps; and amusements, including motion picture theaters. Some important services not covered are radio broadcasting and television, medical and health, legal, educational, nonprofit, accounting, and domestic services.

This coverage is similar to that of the 1939 Business Census. However, "custom trades" and "services incidental to transportation," which are no longer included in the standard classification of the service trades, are not covered by the 1948 Census. In a number of localities, these exclusions as well as other changes in the standard classification may have a considerable effect in comparing

1948 with 1939 data, particularly with respect to establishment count.

Establishment definition.—For Census purposes, a business establishment is defined to include only enterprises conducted from a recognizable place of business, provided that the annual sales were in excess of \$5,000 for a wholesale trade establishment and \$500 for establishments in other trades. A detailed analysis of coverage will be provided in future Census of Business publications.

"Number of establishments" is the number of separate business locations, rather than the number of business companies or organizations, since the Census figures represent information reported separately for each business location or establishment. The establishment count reflects the number of places in business at the end of 1948 excluding administrative and executive offices of multiunit organizations, and "chain store" warehouses.

Sales and receipts.—"1948 sales and receipts" represents sales of merchandise and receipts from repairs and other services to customers. The figures reflect deductions for returned goods and allowances, but not for trade-in allowances; they exclude sales and excise taxes collected from customers and paid directly to any taxing agency.

Proprietors.—"Active proprietors..." represents owners and partners of unincorporated businesses who devoted the major portion of their time to the business in November 1948.

Employment.—"Number of paid employees..." represents all employees on the pay roll for the pay period ending nearest November 15, 1948. "Full workweek" employees, whether regular or seasonal, are those who in the November 15 pay period were paid for working at least the number of hours typically worked in a week by employees of the reporting establishment.

1948 CENSUS OF BUSINESS

RETAIL, WHOLESALE, SERVICE TRADES

U. S. DEPARTMENT OF COMMERCE
BUREAU OF THE CENSUS

PRELIMINARY

For Release April 17, 1950

Release Series BC-1P-15-087

SEDGWICK COUNTY, KANS.

Retail, wholesale, and service establishments located in Sedgwick County, Kansas, showed a substantial expansion in dollar volume of trade from 1939 to 1948 according to preliminary figures from the 1948 Census of Business released today by the Bureau of the Census, U. S. Department of Commerce.

Retail sales in the county during 1948 aggregated \$225.6 million, an increase of 292 percent over the \$57.6 million sales in 1939, when the preceding Census of Business was taken. Wholesale sales volume in the county showed a 282 percent rise over the same period, reaching a total of \$404.4 million in 1948 as compared with \$105.9 million in 1939. The service trades included in the Census of Business reported receipts totaling \$18.2 million in 1948 compared with \$4.3 million in 1939.

Employment in the county also rose over the 9-year period between 1939 and 1948 for the trades covered by the Census of Business. Retail trade establishments reported 13,988 paid employees for the workweek ended nearest November 15, 1948. Of these, 11,885 worked the full week, and the remainder part of the week. The comparable figures for 1939 were 8,449 and 6,757. Wholesale trade establishments reported a total of 5,942 full- and part-week employees for the week of November 15, 1948, compared with 3,309 for the same week in 1939. For the selected service trades, November 15, 1948, paid employees numbered 3,238; the comparable figure for 1939, adjusted for change in scope between the two Censuses, was 2,067.

These preliminary figures have been derived from a Census report on Sedgwick County, Kansas. The report also contains data for the city of Wichita.

Final figures, superseding the preliminary data for Sedgwick County, will be included in a Bulletin for the State of Kansas to be issued in several months. Similar data will be made available this year in preliminary and final form for each of the counties and States. A single copy of the preliminary release for Sedgwick County as well as an order blank for other area releases may be obtained by writing to the Bureau of the Census, Washington 25, D. C.

49859

Table 1.—CENSUS OF BUSINESS PRELIMINARY RESULTS FOR 1948, BY TRADE GROUP
SEDGWICK COUNTY, KANS.

Trade group and kind of business	Number of establishments	1948 sales and receipts (Thousand dollars)	Active proprietors of unincorporated businesses Nov. 1948	Paid employees, workweek ended nearest Nov. 15, 1948	
				Total employees ¹	Full workweek employees
RETAIL TRADE, total.....	2,421	225,572	2,369	13,988	11,885
Food group.....	468	42,744	459	1,512	1,133
Eating and drinking places.....	605	15,120	656	2,442	2,103
General merchandise grp, general stores..	49	30,953	33	3,050	2,634
Apparel group.....	111	18,677	88	1,365	1,136
Furniture-home furnisngs-appliance grp..	122	12,998	110	876	835
Automotive group.....	146	44,850	133	1,340	1,249
Gasoline service stations.....	305	11,867	316	573	431
Lumber-building-hardware group.....	187	22,733	182	1,076	941
Drug and proprietary stores.....	98	8,160	82	682	525
All other retail stores.....	330	17,470	310	1,072	898
WHOLESALE TRADE, total.....	564	404,425	409	5,942	x
Merchant wholesalers, total.....	385	216,198	301	4,754	x
Groceries, foods.....	71	27,922	72	713	x
Hardware, elec'l, plum'g and heating..	40	32,069	18	614	x
Mach'y, equip't, industrial supplies..	88	24,345	64	860	x
Automotive parts, accessories.....	39	16,394	28	632	x
All other merchant wholesalers.....	147	115,468	119	1,935	x
Manufact'rs' sales branches, offices....	54	50,258	5	810	x
Petroleum bulk plants, terminals.....	34	11,271	31	159	x
Agents, brokers (merchandise).....	42	105,460	44	119	x
Assemblers of farm products.....	49	21,238	28	100	x
SELECTED SERVICE TRADES, ^{2/} total.....	1,091	18,209	1,116	3,238	2,982
Personal services.....	562	8,097	568	1,898	1,801
Business services.....	81	2,838	76	456	382
Automotive repairs and services.....	251	4,323	272	469	421
Other repair services.....	197	2,951	200	415	378
HOTELS.....		Data withheld to avoid disclosure			
TOURIST COURTS AND CAMPS.....	30	259	27	30	24
AMUSEMENTS.....	94	4,027	75	1,011	x

x Not available.

^{1/} Includes employees paid for less than the full workweek.

^{2/} See General Description on last page for changes from the 1939 Census of Business in the coverage of Service Trades.

Table 2.—CENSUS OF BUSINESS PRELIMINARY RESULTS FOR 1948 FOR CITIES OF 2,500 INHABITANTS OR MORE

SEDGWICK COUNTY, KANS.

(Data omitted for trade groups where necessary to avoid disclosure)

City and trade group ¹	Number of establishments	1948 sales and receipts (Thousand dollars)	Active proprietors of unincorporated businesses Nov. 1948	Paid employees, workweek ended nearest Nov. 15, 1948	
				Total employees ²	Full workweek employees
Wichita:					
Retail trade.....	1,968	202,050	1,904	12,953	11,083
Wholesale trade.....	472	303,965	329	5,622	x
Selected service trades....	969	17,369	994	3,135	2,910
Hotels.....	51	3,727	43	847	804
Tourist courts and camps...	6	88	6	13	12
Amusements.....	70	3,488	56	885	x
Remainder of county:					
Retail trade.....	453	23,522	465	1,035	802
Wholesale trade.....	92	100,460	80	320	x
Selected service trades....	122	840	122	103	72
Tourist courts and camps...	24	171	21	17	12
Amusements.....	24	539	19	126	x

x Not available.

1/ See General Description on this page for changes from the 1939 Census of Business in the coverage of Service Trades.

2/ Includes employees paid for less than the full workweek.

GENERAL DESCRIPTION OF PRELIMINARY RELEASES FOR THE 1948 CENSUS OF BUSINESS

This series of releases, of which one is planned for each county in the United States, presents preliminary results of the 1948 Census of Business. The information is based on reports submitted by business establishments for that Census. The figures shown are preliminary, and are subject to revision in the final Census publications, but the changes are expected to be relatively minor with respect to coverage. The final Census figures will be issued in a series of Business Census bulletins which will show additional detailed kind-of-business information for all places where there are a sufficient number of establishments.

The 1948 Census of Business was taken under the provision of the Act of June 19, 1948, which provides that the Business Census be taken for 1948 and for each fifth year thereafter. Previous Business Censuses were taken for the years 1929, 1933, 1935, and 1939.

Scope of the Census.—The 1948 Census of Business covered all establishments in the following trades, as defined by the Standard Industrial Classification Manual, May 1949 issue, of the Executive Office of the President: all retail trades; all wholesale trades; all service trades in the following four groups—personal services, business services, automobile repairs and services, and miscellaneous repair services; hotels; tourist courts and camps; and amusements, including motion picture theaters. Some important services not covered are radio broadcasting and television, medical and health, legal, educational, nonprofit, accounting, and domestic services.

This coverage is similar to that of the 1939 Business Census. However, "custom trades" and "services incidental to transportation," which are no longer included in the standard classification of the service trades, are not covered by the 1948 Census. In a number of localities, these exclusions as well as other changes in the standard classification may have

a considerable effect in comparing 1948 with 1939 data, particularly with respect to establishment count.

Establishment definition.—For Census purposes, a business establishment is defined to include only enterprises conducted from a recognizable place of business, provided that the annual sales were in excess of \$5,000 for a wholesale trade establishment and \$500 for establishments in other trades. A detailed analysis of coverage will be provided in future Census of Business publications.

"Number of establishments" is the number of separate business locations, rather than the number of business companies or organizations, since the Census figures represent information reported separately for each business location or establishment. The establishment count reflects the number of places in business at the end of 1948 excluding administrative and executive offices of multiunit organizations, and "chain store" warehouses.

Sales and receipts.—"1948 sales and receipts" represents sales of merchandise and receipts from repairs and other services to customers. The figures reflect deductions for returned goods and allowances, but not for trade-in allowances; they exclude sales and excise taxes collected from customers and paid directly to any taxing agency.

Proprietors.—"Active proprietors..." represents owners and partners of unincorporated businesses who devoted the major portion of their time to the business in November 1948.

Employment.—"Number of paid employees..." represents all employees on the pay roll for the pay period ending nearest November 15, 1948. "Full workweek" employees, whether regular or seasonal, are those who in the November 15 pay period were paid for working at least the number of hours typically worked in a week by employees of the reporting establishment.

1948 CENSUS OF BUSINESS

RETAIL, WHOLESALE, SERVICE TRADES

U. S. DEPARTMENT OF COMMERCE
BUREAU OF THE CENSUS

PRELIMINARY

For Release April 13, 1950

Release Series BC-1P-15-088

SEWARD COUNTY, KANS.

Retail, wholesale, and service establishments located in Seward County, Kansas, showed a substantial expansion in dollar volume of trade from 1939 to 1948 according to preliminary figures from the 1948 Census of Business released today by the Bureau of the Census, U. S. Department of Commerce.

Retail sales in the county during 1948 aggregated \$17.4 million, an increase of 480 percent over the \$3.0 million in 1939, when the preceding Census of Business was taken. Wholesale sales in the county reached a total of \$12.3 million in 1948 as compared with \$3.4 million in 1939. The service trades included in the Census of Business recorded receipts totaling \$670,000 in 1948 compared with \$151,000 in 1939.

Employment in the county also rose over the 9-year period between 1939 and 1948 for the above trades. Establishments in these trades reported a combined total of 1,086 paid employees for the workweek ended nearest November 15, 1948. This compared with a total of 503 employees reported for the week of November 15, 1939.

These preliminary figures have been derived from a Census report on Seward County, Kansas, which also includes data for the city of Liberal. Final figures, superseding the preliminary data for Seward County, will be included in a Bulletin for the State of Kansas to be issued in several months. Similar data will be made available this year in preliminary and final form for each of the counties and States. A single copy of the preliminary release for Seward County as well as an order blank for other area releases may be obtained by writing to the Bureau of the Census, Washington 25, D. C.

Table 1.—CENSUS OF BUSINESS PRELIMINARY RESULTS FOR 1948, BY TRADE GROUP
SEWARD COUNTY, KANS.

Trade group and kind of business	Number of establishments	1948 sales and receipts (Thousand dollars)	Active proprietors of unincorporated businesses Nov. 1948	Paid employees, workweek ended nearest Nov. 15, 1948	
				Total employees ¹	Full workweek employees
RETAIL TRADE, total.....	153	17,423	150	863	679
Food group.....	23	3,029	20	116	72
Eating and drinking places.....	25	943	26	140	130
General merchandise grp, general stores.	7	1,479	1	117	76
Apparel group.....	7	734	6	35	28
Furniture-home furnishings-appliance grp.	13	1,589	13	76	70
Automotive group.....	22	4,447	23	149	141
Gasoline service stations.....	15	961	19	33	27
Lumber-building-hardware group.....	26	3,402	26	122	95
All other retail stores.....	15	839	16	75	40
WHOLESALE TRADE.....	25	12,326	13	143	x
SELECTED SERVICE TRADES, ^{2/} total.....	42	670	54	80	67
Personal services.....	24	504	31	69	59
All other service trades.....	18	166	23	11	8
TOURIST COURTS AND CAMPS.....	8	67	12	3	2

x Not available.

^{1/} Includes employees paid for less than the full workweek.

^{2/} See General Description on last page for changes from the 1939 Census of Business in the coverage of Service Trades.

Table 2.—CENSUS OF BUSINESS PRELIMINARY RESULTS FOR 1948 FOR CITIES OF 2,500 INHABITANTS OR MORE

SEWARD COUNTY, KANS.

(Data omitted for trade groups where necessary to avoid disclosure)

City and trade group	Number of establishments	1948 sales and receipts (Thousand dollars)	Active proprietors of unincorporated businesses Nov. 1948	Paid employees, workweek ended nearest Nov. 15, 1948	
				Total employees	Full workweek employees
Liberal:					
Retail trade.....	144	17,121	141	850	666
Tourist courts and camps...	8	67	12	3	2
Remainder of county:					
Retail trade.....	9	302	9	13	13

1/ Includes employees paid for less than the full workweek.

GENERAL DESCRIPTION OF PRELIMINARY RELEASES FOR THE 1948 CENSUS OF BUSINESS

This series of releases, of which one is planned for each county in the United States, presents preliminary results of the 1948 Census of Business. The information is based on reports submitted by business establishments for that Census. The figures shown are preliminary, and are subject to revision in the final Census publications, but the changes are expected to be relatively minor with respect to coverage. The final Census figures will be issued in a series of Business Census bulletins which will show additional detailed kind-of-business information for all places where there are a sufficient number of establishments.

The 1948 Census of Business was taken under the provision of the Act of June 19, 1948, which provides that the Business Census be taken for 1948 and for each fifth year thereafter. Previous Business Censuses were taken for the years 1929, 1933, 1935, and 1939.

Scope of the Census.—The 1948 Census of Business covered all establishments in the following trades, as defined by the Standard Industrial Classification Manual, May 1949 issue, of the Executive Office of the President: all retail trades; all wholesale trades; all service trades in the following four groups—personal services, business services, automobile repairs and services, and miscellaneous repair services; hotels; tourist courts and camps; and amusements, including motion picture theaters. Some important services not covered are radio broadcasting and television, medical and health, legal, educational, nonprofit, accounting, and domestic services.

This coverage is similar to that of the 1939 Business Census. However, "custom trades" and "services incidental to transportation," which are no longer included in the standard classification of the service trades, are not covered by the 1948 Census. In a number of localities, these exclusions as well as

other changes in the standard classification may have a considerable effect in comparing 1948 with 1939 data, particularly with respect to establishment count.

Establishment definition.—For Census purposes, a business establishment is defined to include only enterprises conducted from a recognizable place of business, provided that the annual sales were in excess of \$5,000 for a wholesale trade establishment and \$500 for establishments in other trades. A detailed analysis of coverage will be provided in future Census of Business publications.

"Number of establishments" is the number of separate business locations, rather than the number of business companies or organizations, since the Census figures represent information reported separately for each business location or establishment. The establishment count reflects the number of places in business at the end of 1948 excluding administrative and executive offices of multiunit organizations, and "chain store" warehouses.

Sales and receipts.—"1948 sales and receipts" represents sales of merchandise and receipts from repairs and other services to customers. The figures reflect deductions for returned goods and allowances, but not for trade-in allowances; they exclude sales and excise taxes collected from customers and paid directly to any taxing agency.

Proprietors.—"Active proprietors..." represents owners and partners of unincorporated businesses who devoted the major portion of their time to the business in November 1948.

Employment.—"Number of paid employees..." represents all employees on the pay roll for the pay period ending nearest November 15, 1948. "Full workweek" employees, whether regular or seasonal, are those who in the November 15 pay period were paid for working at least the number of hours typically worked in a week by employees of the reporting establishment.

1948 CENSUS OF BUSINESS

RETAIL, WHOLESALE, SERVICE TRADES

U. S. DEPARTMENT OF COMMERCE
BUREAU OF THE CENSUS

PRELIMINARY

For Release April 27, 1950

Release Series BC-1P-15-089

SHAWNEE COUNTY, KANS.

Retail, wholesale, and service establishments located in Shawnee County, Kansas, showed a substantial expansion in dollar volume of trade from 1939 to 1948 according to preliminary figures from the 1948 Census of Business released today by the Bureau of the Census, U. S. Department of Commerce.

Retail sales in the county during 1948 aggregated \$100.9 million, an increase of 204 percent over the \$33.2 million in 1939, when the preceding Census of Business was taken. Wholesale sales in the county reached a total of \$31.3 million in 1948 as compared with \$21.1 million in 1939. The service trades included in the Census of Business recorded receipts totaling \$6.5 million in 1948 compared with \$2.1 million in 1939.

Employment in the county also rose over the 9-year period between 1939 and 1948 for the above trades. Establishments in these trades reported a combined total of 9,150 paid employees for the workweek ended nearest November 15, 1948. This compared with a total of 6,554 employees reported for the week of November 15, 1939.

These preliminary figures have been derived from a Census report on Shawnee County, Kansas, which also includes data for the city of Topeka. Final figures, superseding the preliminary data for Shawnee County, will be included in a Bulletin for the State of Kansas to be issued in several months. Similar data will be made available this year in preliminary and final form for each of the counties and States. A single copy of the preliminary release for Shawnee County as well as an order blank for other area releases may be obtained by writing to the Bureau of the Census, Washington 25, D. C.

Table 1.—CENSUS OF BUSINESS PRELIMINARY RESULTS FOR 1948, BY TRADE GROUP

SHAWNEE COUNTY, KANS.

Trade group and kind of business	Number of establishments	1948 sales and receipts (Thousand dollars)	Active proprietors of unincorporated businesses Nov. 1948	Paid employees, workweek ended nearest Nov. 15, 1948	
				Total employees ¹	Full workweek employees
RETAIL TRADE, total.....	1,198	100,868	1,168	6,194	5,003
Food group.....	259	21,595	273	788	582
Eating and drinking places.....	279	6,639	305	988	766
General merchandise grp, general stores.	25	14,269	13	1,271	974
Apparel group.....	68	8,868	52	584	419
Furniture-home furnishgs-appliance grp.	49	6,316	41	456	439
Automotive group.....	80	16,515	69	563	541
Gasoline service stations.....	168	6,049	169	299	224
Lumber-building-hardware group.....	69	10,422	64	508	466
Drug and proprietary stores.....	49	3,288	39	286	220
All other retail stores.....	152	6,907	143	451	372
WHOLESALE TRADE, total.....	173	81,315	102	1,864	x
Merchant wholesalers, total.....	111	55,942	66	1,452	x
Groceries, foods.....	23	20,165	17	448	x
Mach'y, equip't, industrial supplies..	24	7,362	14	279	x
Automotive parts, accessories.....	15	2,303	11	141	x
All other merchant wholesalers.....	49	26,112	24	584	x
Manufact'rs' sales branches, offices...	19	11,695	2	258	x
Petroleum bulk plants, terminals.....	27	5,881	28	80	x
Other types of wholesale.....	16	7,797	6	74	x
SELECTED SERVICE TRADES, ² /total.....	376	6,522	389	1,092	973
Personal services.....	205	3,073	209	679	635
Business services.....	39	1,157	35	186	137
Automotive repairs and services.....	70	1,310	78	121	109
Other repair services.....	62	982	67	106	92
TOURIST COURTS AND CAMPS.....	20	121	21	15	13
AMUSEMENTS.....	47	1,482	47	310	x

x Not available.

¹/ Includes employees paid for less than the full workweek.²/ See General Description on last page for changes from the 1939 Census of Business in the coverage of Service Trades.

Table 2.—CENSUS OF BUSINESS PRELIMINARY RESULTS FOR 1948 FOR CITIES OF 2,500 INHABITANTS OR MORE
SHAWNEE COUNTY, KANS.

(Data omitted for trade groups where necessary to avoid disclosure)

City and trade group ¹	Number of establishments	1948 sales and receipts (Thousand dollars)	Active proprietors of unincorporated businesses Nov. 1948	Paid employees, workweek ended nearest Nov. 15, 1948	
				Total employees ²	Full workweek employees
Topeka:					
Retail trade.....	995	93,255	947	5,857	4,760
Wholesale trade.....	149	73,261	82	1,691	x
Selected service trades..	341	6,366	353	1,076	957
Remainder of county:					
Retail trade.....	203	7,613	221	337	243
Wholesale trade.....	24	8,054	20	173	x
Selected service trades..	35	156	36	16	16

x Not available.

1/ See General Description on this page for changes from the 1939 Census of Business in the coverage of Service Trades.

2/ Includes employees paid for less than the full workweek.

GENERAL DESCRIPTION OF PRELIMINARY RELEASES FOR THE 1948 CENSUS OF BUSINESS

This series of releases, of which one is planned for each county in the United States, presents preliminary results of the 1948 Census of Business. The information is based on reports submitted by business establishments for that Census. The figures shown are preliminary, and are subject to revision in the final Census publications, but the changes are expected to be relatively minor with respect to coverage. The final Census figures will be issued in a series of Business Census bulletins which will show additional detailed kind-of-business information for all places where there are a sufficient number of establishments.

The 1948 Census of Business was taken under the provision of the Act of June 19, 1948, which provides that the Business Census be taken for 1948 and for each fifth year thereafter. Previous Business Censuses were taken for the years 1929, 1933, 1935, and 1939.

Scope of the Census.—The 1948 Census of Business covered all establishments in the following trades, as defined by the Standard Industrial Classification Manual, May 1949 issue, of the Executive Office of the President: all retail trades; all wholesale trades; all service trades in the following four groups—personal services, business services, automobile repairs and services, and miscellaneous repair services; hotels; tourist courts and camps; and amusements, including motion picture theaters. Some important services not covered are radio broadcasting and television, medical and health, legal, educational, nonprofit, accounting, and domestic services.

This coverage is similar to that of the 1939 Business Census. However, "custom trades" and "services incidental to transportation," which are no longer included in the standard classification of the service trades, are not covered by the 1948 Census. In a number of localities, these exclusions as well as other changes in the standard classification may have

a considerable effect in comparing 1948 with 1939 data, particularly with respect to establishment count.

Establishment definition.—For Census purposes, a business establishment is defined to include only enterprises conducted from a recognizable place of business, provided that the annual sales were in excess of \$5,000 for a wholesale trade establishment and \$500 for establishments in other trades. A detailed analysis of coverage will be provided in future Census of Business publications.

"Number of establishments" is the number of separate business locations, rather than the number of business companies or organizations, since the Census figures represent information reported separately for each business location or establishment. The establishment count reflects the number of places in business at the end of 1948 excluding administrative and executive offices of multiunit organizations, and "chain store" warehouses.

Sales and receipts.—"1948 sales and receipts" represents sales of merchandise and receipts from repairs and other services to customers. The figures reflect deductions for returned goods and allowances, but not for trade-in allowances; they exclude sales and excise taxes collected from customers and paid directly to any taxing agency.

Proprietors.—"Active proprietors..." represents owners and partners of unincorporated businesses who devoted the major portion of their time to the business in November 1948.

Employment.—"Number of paid employees..." represents all employees on the pay roll for the pay period ending nearest November 15, 1948. "Full workweek" employees, whether regular or seasonal, are those who in the November 15 pay period were paid for working at least the number of hours typically worked in a week by employees of the reporting establishment.

1948 CENSUS OF BUSINESS

RETAIL, WHOLESALE, SERVICE TRADES

U. S. DEPARTMENT OF COMMERCE
BUREAU OF THE CENSUS

PRELIMINARY

For Release May 15, 1950

Release Series BC-1P-15-090

SHERIDAN COUNTY, KANS.

Retail, wholesale, and service establishments located in Sheridan County, Kansas, showed a substantial expansion in dollar volume of trade from 1939 to 1948 according to preliminary figures from the 1948 Census of Business released today by the Bureau of the Census, U. S. Department of Commerce.

Retail sales in the county during 1948 aggregated \$3.8 million, an increase of 443 percent over the \$0.7 million in 1939, when the preceding Census of Business was taken. Wholesale sales in the county reached a total of \$4.6 million in 1948 as compared with \$0.6 million in 1939. The service trades included in the Census of Business receipts totaling \$83,000 in 1948 compared with \$30,000 in 1939.

Employment in the county also rose over the 9-year period between 1939 and 1948 for the above trades. Establishments in these trades reported a combined total of 154 paid employees for the workweek ended nearest November 15, 1948. This compared with a total of 90 employees reported for the week of November 15, 1939.

These preliminary figures have been derived from a Census report on Sheridan County, Kansas. Final figures, superseding the preliminary data for Sheridan County, will be included in a Bulletin for the State of Kansas to be issued in several months. Similar data will be made available this year in preliminary and final form for each of the counties and States. A single copy of the preliminary release for Sheridan County as well as an order blank for other area releases may be obtained by writing to the Bureau of the Census, Washington 25, D. C.

Table 1.—CENSUS OF BUSINESS PRELIMINARY RESULTS FOR 1948, BY TRADE GROUP
SHERIDAN COUNTY, KANS.

Trade group and kind of business	Number of establishments	1948 sales and receipts (Thousand dollars)	Active proprietors of unincorporated businesses Nov. 1948	Paid employees, workweek ended nearest Nov. 15, 1948	
				Total employees ¹	Full workweek employees
RETAIL TRADE, total.....	72	3,791	77	123	105
Food group.....	10	664	12	20	14
Eating and drinking places.....	10	194	11	14	10
Gasoline service stations.....	13	519	13	12	11
All other retail stores.....	39	2,414	41	77	70
WHOLESALE TRADE.....	14	4,562	6	26	x
SELECTED SERVICE TRADES ^{2/}	10	83	9	5	5

x Not available.

^{1/} Includes employees paid for less than the full workweek.

^{2/} See General Description on last page for changes from the 1939 Census of Business in the coverage of Service Trades.

GENERAL DESCRIPTION OF PRELIMINARY RELEASES FOR THE 1948 CENSUS OF BUSINESS

This series of releases, of which one is planned for each county in the United States, presents preliminary results of the 1948 Census of Business. The information is based on reports submitted by business establishments for that Census. The figures shown are preliminary, and are subject to revision in the final Census publications, but the changes are expected to be relatively minor with respect to coverage. The final Census figures will be issued in a series of Business Census bulletins which will show additional detailed kind-of-business information for all places where there are a sufficient number of establishments.

The 1948 Census of Business was taken under the provision of the Act of June 19, 1948, which provides that the Business Census be taken for 1948 and for each fifth year thereafter. Previous Business Censuses were taken for the years 1929, 1933, 1935, and 1939.

Scope of the Census.--The 1948 Census of Business covered all establishments in the following trades, as defined by the Standard Industrial Classification Manual, May 1949 issue, of the Executive Office of the President: all retail trades; all wholesale trades; all service trades in the following four groups--personal services, business services, automobile repairs and services, and miscellaneous repair services; hotels; tourist courts and camps; and amusements, including motion picture theaters. Some important services not covered are radio broadcasting and television, medical and health, legal, educational, nonprofit, accounting, and domestic services.

This coverage is similar to that of the 1939 Business Census. However, "custom trades" and "services incidental to transportation," which are no longer included in the standard classification of the service trades, are not covered by the 1948 Census. In a number of localities, these exclusions as well as other changes in the standard classification may have a considerable effect in comparing

1948 with 1939 data, particularly with respect to establishment count.

Establishment definition.--For Census purposes, a business establishment is defined to include only enterprises conducted from a recognizable place of business, provided that the annual sales were in excess of \$5,000 for a wholesale trade establishment and \$500 for establishments in other trades. A detailed analysis of coverage will be provided in future Census of Business publications.

"Number of establishments" is the number of separate business locations, rather than the number of business companies or organizations, since the Census figures represent information reported separately for each business location or establishment. The establishment count reflects the number of places in business at the end of 1948 excluding administrative and executive offices of multiunit organizations, and "chain store" warehouses.

Sales and receipts.--"1948 sales and receipts" represents sales of merchandise and receipts from repairs and other services to customers. The figures reflect deductions for returned goods and allowances, but not for trade-in allowances; they exclude sales and excise taxes collected from customers and paid directly to any taxing agency.

Proprietors.--"Active proprietors..." represents owners and partners of unincorporated businesses who devoted the major portion of their time to the business in November 1948.

Employment.--"Number of paid employees..." represents all employees on the pay roll for the pay period ending nearest November 15, 1948. "Full workweek" employees, whether regular or seasonal, are those who in the November 15 pay period were paid for working at least the number of hours typically worked in a week by employees of the reporting establishment.

1948 CENSUS OF BUSINESS

RETAIL, WHOLESALE, SERVICE TRADES

U. S. DEPARTMENT OF COMMERCE
BUREAU OF THE CENSUS

PRELIMINARY

For Release April 10, 1950

Release Series BC-1P-15-091

SHERMAN COUNTY, KANS.

Retail, wholesale, and service establishments located in Sherman County, Kansas, showed a substantial expansion in dollar volume of trade from 1939 to 1948 according to preliminary figures from the 1948 Census of Business released today by the Bureau of the Census, U. S. Department of Commerce.

Retail sales in the county during 1948 aggregated \$10.2 million, an increase of 410 percent over the \$2.0 million in 1939, when the preceding Census of Business was taken. Wholesale sales in the county reached a total of \$11.5 million in 1948 as compared with \$1.5 million in 1939. The service trades included in the Census of Business recorded receipts totaling \$454,000 in 1948 compared with \$71,000 in 1939.

Employment in the county also rose over the 9-year period between 1939 and 1948 for the above trades. Establishments in these trades reported a combined total of 515 paid employees for the workweek ended nearest November 15, 1948. This compared with a total of 273 employees reported for the week of November 15, 1939.

These preliminary figures have been derived from a Census report on Sherman County, Kansas, which also includes data for the city of Goodland. Final figures, superseding the preliminary data for Sherman County, will be included in a Bulletin for the State of Kansas to be issued in several months. Similar data will be made available this year in preliminary and final form for each of the counties and States. A single copy of the preliminary release for Sherman County as well as an order blank for other area releases may be obtained by writing to the Bureau of the Census, Washington 25, D. C.

Table 1.—CENSUS OF BUSINESS PRELIMINARY RESULTS FOR 1948, BY TRADE GROUP

SHERMAN COUNTY, KANS.

Trade group and kind of business	Number of establishments	1948 sales and receipts (Thousand dollars)	Active proprietors of unincorporated businesses Nov. 1948	Paid employees, workweek ended nearest Nov. 15, 1948	
				Total employees ¹	Full workweek employees
RETAIL TRADE, total.....	106	10,150	112	399	340
Food group.....	15	1,588	15	42	29
Eating and drinking places.....	18	513	19	60	53
Gasoline service stations.....	18	761	16	25	23
All other retail stores.....	55	7,288	62	272	235
WHOLESALE TRADE, total.....	28	11,531	20	73	x
Merchant wholesalers.....	5	1,115	5	40	x
Other types of wholesalers.....	23	10,416	15	33	x
SELECTED SERVICE TRADES, ² /total..	29	454	32	43	42
Personal services.....	13	201	16	29	28
All other service trades.....	16	253	16	14	14

x Not available.

¹/ Includes employees paid for less than the full workweek.

²/ See General Description on last page for changes from the 1939 Census of Business in the coverage of Service Trades.

Table 2.—CENSUS OF BUSINESS PRELIMINARY RESULTS FOR 1948 FOR CITIES OF 2,500 INHABITANTS OR MORE

SHERMAN COUNTY, KANS.

(Data omitted for trade groups where necessary to avoid disclosure)

City and trade group	Number of establishments	1948 sales and receipts (Thousand dollars)	Active proprietors of unincorporated businesses Nov. 1948	Paid employees, workweek ended nearest Nov. 15, 1948	
				Total ¹ employees	Full workweek employees
Goodland:					
Retail trade.....	87	9,490	95	371	314
Wholesale trade.....	14	3,795	15	48	x
Remainder of county:					
Retail trade.....	19	660	17	28	26
Wholesale trade.....	14	7,736	5	25	x

x Not available.

¹/ Includes employees paid for less than the full workweek.

GENERAL DESCRIPTION OF PRELIMINARY RELEASES FOR THE 1948 CENSUS OF BUSINESS

This series of releases, of which one is planned for each county in the United States, presents preliminary results of the 1948 Census of Business. The information is based on reports submitted by business establishments for that Census. The figures shown are preliminary, and are subject to revision in the final Census publications, but the changes are expected to be relatively minor with respect to coverage. The final Census figures will be issued in a series of Business Census bulletins which will show additional detailed kind-of-business information for all places where there are a sufficient number of establishments.

The 1948 Census of Business was taken under the provision of the Act of June 19, 1948, which provides that the Business Census be taken for 1948 and for each fifth year thereafter. Previous Business Censuses were taken for the years 1929, 1933, 1935, and 1939.

Scope of the Census.—The 1948 Census of Business covered all establishments in the following trades, as defined by the Standard Industrial Classification Manual, May 1949 issue, of the Executive Office of the President: all retail trades; all wholesale trades; all service trades in the following four groups—personal services, business services, automobile repairs and services, and miscellaneous repair services; hotels; tourist courts and camps; and amusements, including motion picture theaters. Some important services not covered are radio broadcasting and television, medical and health, legal, educational, nonprofit, accounting, and domestic services.

This coverage is similar to that of the 1939 Business Census. However, "custom trades" and "services incidental to transportation," which are no longer included in the standard classification of the service trades, are not covered by the 1948 Census. In a number of localities, these exclusions as well as

other changes in the standard classification may have a considerable effect in comparing 1948 with 1939 data, particularly with respect to establishment count.

Establishment definition.—For Census purposes, a business establishment is defined to include only enterprises conducted from a recognizable place of business, provided that the annual sales were in excess of \$5,000 for a wholesale trade establishment and \$500 for establishments in other trades. A detailed analysis of coverage will be provided in future Census of Business publications.

"Number of establishments" is the number of separate business locations, rather than the number of business companies or organizations, since the Census figures represent information reported separately for each business location or establishment. The establishment count reflects the number of places in business at the end of 1948 excluding administrative and executive offices of multiunit organizations, and "chain store" warehouses.

Sales and receipts.—"1948 sales and receipts" represents sales of merchandise and receipts from repairs and other services to customers. The figures reflect deductions for returned goods and allowances, but not for trade-in allowances; they exclude sales and excise taxes collected from customers and paid directly to any taxing agency.

Proprietors.—"Active proprietors..." represents owners and partners of unincorporated businesses who devoted the major portion of their time to the business in November 1948.

Employment.—"Number of paid employees..." represents all employees on the pay roll for the pay period ending nearest November 15, 1948. "Full workweek" employees, whether regular or seasonal, are those who in the November 15 pay period were paid for working at least the number of hours typically worked in a week by employees of the reporting establishment.

1948 CENSUS OF BUSINESS

RETAIL, WHOLESALE, SERVICE TRADES

U. S. DEPARTMENT OF COMMERCE
BUREAU OF THE CENSUS

PRELIMINARY

For Release April 10, 1950

Release Series BC-1P-15-092

SMITH COUNTY, KANS.

Retail, wholesale, and service establishments located in Smith County, Kansas, showed a substantial expansion in dollar volume of trade from 1939 to 1948 according to preliminary figures from the 1948 Census of Business released today by the Bureau of the Census, U. S. Department of Commerce.

Retail sales in the county during 1948 aggregated \$6.2 million, an increase of 265 percent over the \$1.7 million in 1939, when the preceding Census of Business was taken. Wholesale sales in the county reached a total of \$7.2 million in 1948 as compared with \$1.1 million in 1939. The service trades included in the Census of Business recorded receipts totaling \$287,000 in 1948 compared with \$91,000 in 1939.

Employment in the county also rose over the 9-year period between 1939 and 1948 for the above trades. Establishments in these trades reported a combined total of 414 paid employees for the workweek ended nearest November 15, 1948. This compared with a total of 285 employees reported for the week of November 15, 1939.

These preliminary figures have been derived from a Census report on Smith County, Kansas. Final figures, superseding the preliminary data for Smith County, will be included in a Bulletin for the State of Kansas to be issued in several months. Similar data will be made available this year in preliminary and final form for each of the counties and States. A single copy of the preliminary release for Smith County as well as an order blank for other area releases may be obtained by writing to the Bureau of the Census, Washington 25, D. C.

Table 1.—CENSUS OF BUSINESS PRELIMINARY RESULTS FOR 1948, BY TRADE GROUP
SMITH COUNTY KANS.

Trade group and kind of business	Number of establishments	1948 sales and receipts (Thousand dollars)	Active proprietors of unincorporated businesses Nov. 1948	Paid employees, workweek ended nearest Nov. 15, 1948	
				Total employees ¹	Full workweek employees
RETAIL TRADE, total.....	130	6,214	137	321	223
Food group.....	28	1,634	32	72	42
Eating and drinking places...	19	338	21	53	30
Gasoline service stations....	18	721	21	19	15
All other retail stores.....	65	3,521	63	177	136
WHOLESALE TRADE.....	31	7,161	23	75	x
SELECTED SERVICE TRADES ^{2/}	29	287	31	18	15

x Not available.

^{1/} Includes employees paid for less than the full workweek.

^{2/} See General Description on last page for changes from the 1939 Census of Business in the coverage of Service Trades.

GENERAL DESCRIPTION OF PRELIMINARY RELEASES FOR THE 1948 CENSUS OF BUSINESS

This series of releases, of which one is planned for each county in the United States, presents preliminary results of the 1948 Census of Business. The information is based on reports submitted by business establishments for that Census. The figures shown are preliminary, and are subject to revision in the final Census publications, but the changes are expected to be relatively minor with respect to coverage. The final Census figures will be issued in a series of Business Census bulletins which will show additional detailed kind-of-business information for all places where there are a sufficient number of establishments.

The 1948 Census of Business was taken under the provision of the Act of June 19, 1948, which provides that the Business Census be taken for 1948 and for each fifth year thereafter. Previous Business Censuses were taken for the years 1929, 1933, 1935, and 1939.

Scope of the Census.—The 1948 Census of Business covered all establishments in the following trades, as defined by the Standard Industrial Classification Manual, May 1949 issue, of the Executive Office of the President: all retail trades; all wholesale trades; all service trades in the following four groups—personal services, business services, automobile repairs and services, and miscellaneous repair services; hotels; tourist courts and camps; and amusements, including motion picture theaters. Some important services not covered are radio broadcasting and television, medical and health, legal, educational, nonprofit, accounting, and domestic services.

This coverage is similar to that of the 1939 Business Census. However, "custom trades" and "services incidental to transportation," which are no longer included in the standard classification of the service trades, are not covered by the 1948 Census. In a number of localities, these exclusions as well as other changes in the standard classification may have a considerable effect in comparing

1948 with 1939 data, particularly with respect to establishment count.

Establishment definition.—For Census purposes, a business establishment is defined to include only enterprises conducted from a recognizable place of business, provided that the annual sales were in excess of \$5,000 for a wholesale trade establishment and \$500 for establishments in other trades. A detailed analysis of coverage will be provided in future Census of Business publications.

"Number of establishments" is the number of separate business locations, rather than the number of business companies or organizations, since the Census figures represent information reported separately for each business location or establishment. The establishment count reflects the number of places in business at the end of 1948 excluding administrative and executive offices of multiunit organizations, and "chain store" warehouses.

Sales and receipts.—"1948 sales and receipts" represents sales of merchandise and receipts from repairs and other services to customers. The figures reflect deductions for returned goods and allowances, but not for trade-in allowances; they exclude sales and excise taxes collected from customers and paid directly to any taxing agency.

Proprietors.—"Active proprietors..." represents owners and partners of unincorporated businesses who devoted the major portion of their time to the business in November 1948.

Employment.—"Number of paid employees..." represents all employees on the pay roll for the pay period ending nearest November 15, 1948. "Full workweek" employees, whether regular or seasonal, are those who in the November 15 pay period were paid for working at least the number of hours typically worked in a week by employees of the reporting establishment.

1948 CENSUS OF BUSINESS

U. S. DEPARTMENT OF COMMERCE
BUREAU OF THE CENSUS

RETAIL, WHOLESALE, SERVICE TRADES

PRELIMINARY

For Release April 26, 1950

Release Series BC-1P-15-093

STAFFORD COUNTY, KANS.

Retail, wholesale, and service establishments located in Stafford County, Kansas, showed a substantial expansion in dollar volume of trade from 1939 to 1948 according to preliminary figures from the 1948 Census of Business released today by the Bureau of the Census, U. S. Department of Commerce.

Retail sales in the county during 1948 aggregated \$7.3 million, an increase of 192 percent over the \$2.5 million in 1939, when the preceding Census of Business was taken. Wholesale sales in the county reached a total of \$8.3 million in 1948 as compared with \$2.7 million in 1939. The service trades included in the Census of Business recorded receipts totaling \$330,000 in 1948 compared with \$101,000 in 1939.

Employment in the county also rose over the 9-year period between 1939 and 1948 for the above trades. Establishments in these trades reported a combined total of 430 paid employees for the workweek ended nearest November 15, 1948. This compared with a total of 364 employees reported for the week of November 15, 1939.

These preliminary figures have been derived from a Census report on Stafford County, Kansas. Final figures, superseding the preliminary data for Stafford County, will be included in a Bulletin for the State of Kansas to be issued in several months. Similar data will be made available this year in preliminary and final form for each of the counties and States. A single copy of the preliminary release for Stafford County as well as an order blank for other area releases may be obtained by writing to the Bureau of the Census, Washington 25, D. C.

Table 1.—CENSUS OF BUSINESS PRELIMINARY RESULTS FOR 1948, BY TRADE GROUP

STAFFORD COUNTY, KANS.

Trade group and kind of business	Number of establishments	1948 sales and receipts (Thousand dollars)	Active proprietors of unincorporated businesses Nov. 1948	Paid employees, workweek ended nearest Nov. 15, 1948	
				Total employees ¹	Full workweek employees
RETAIL TRADE, total.....	121	7,320	121	325	253
Food group.....	19	1,875	15	69	46
Eating and drinking places.....	20	425	25	59	43
Gasoline service stations.....	17	410	16	18	10
All other retail stores.....	65	4,610	65	179	154
WHOLESALE TRADE.....	44	8,319	21	74	x
SELECTED SERVICE TRADES, ^{2/} total.....	45	330	45	31	22
Personal services.....	26	161	23	20	16
All other service trades.....	19	169	22	11	6

x Not available

^{1/} Includes employees paid for less than the full workweek.

^{2/} See General Description on last page for changes from the 1939 Census of Business in the coverage of Service Trades.

GENERAL DESCRIPTION OF PRELIMINARY RELEASES FOR THE 1948 CENSUS OF BUSINESS

This series of releases, of which one is planned for each county in the United States, presents preliminary results of the 1948 Census of Business. The information is based on reports submitted by business establishments for that Census. The figures shown are preliminary, and are subject to revision in the final Census publications, but the changes are expected to be relatively minor with respect to coverage. The final Census figures will be issued in a series of Business Census bulletins which will show additional detailed kind-of-business information for all places where there are a sufficient number of establishments.

The 1948 Census of Business was taken under the provision of the Act of June 19, 1948, which provides that the Business Census be taken for 1948 and for each fifth year thereafter. Previous Business Censuses were taken for the years 1929, 1933, 1935, and 1939.

Scope of the Census.—The 1948 Census of Business covered all establishments in the following trades, as defined by the Standard Industrial Classification Manual, May 1949 issue, of the Executive Office of the President: all retail trades; all wholesale trades; all service trades in the following four groups—personal services, business services, automobile repairs and services, and miscellaneous repair services; hotels; tourist courts and camps; and amusements, including motion picture theaters. Some important services not covered are radio broadcasting and television, medical and health, legal, educational, nonprofit, accounting, and domestic services.

This coverage is similar to that of the 1939 Business Census. However, "custom trades" and "services incidental to transportation," which are no longer included in the standard classification of the service trades, are not covered by the 1948 Census. In a number of localities, these exclusions as well as other changes in the standard classification may have a considerable effect in comparing

1948 with 1939 data, particularly with respect to establishment count.

Establishment definition.—For Census purposes, a business establishment is defined to include only enterprises conducted from a recognizable place of business, provided that the annual sales were in excess of \$5,000 for a wholesale trade establishment and \$500 for establishments in other trades. A detailed analysis of coverage will be provided in future Census of Business publications.

"Number of establishments" is the number of separate business locations, rather than the number of business companies or organizations, since the Census figures represent information reported separately for each business location or establishment. The establishment count reflects the number of places in business at the end of 1948 excluding administrative and executive offices of multiunit organizations, and "chain store" warehouses.

Sales and receipts.—"1948 sales and receipts" represents sales of merchandise and receipts from repairs and other services to customers. The figures reflect deductions for returned goods and allowances, but not for trade-in allowances; they exclude sales and excise taxes collected from customers and paid directly to any taxing agency.

Proprietors.—"Active proprietors..." represents owners and partners of unincorporated businesses who devoted the major portion of their time to the business in November 1948.

Employment.—"Number of paid employees..." represents all employees on the pay roll for the pay period ending nearest November 15, 1948. "Full workweek" employees, whether regular or seasonal, are those who in the November 15 pay period were paid for working at least the number of hours typically worked in a week by employees of the reporting establishment.

1948 CENSUS OF BUSINESS

RETAIL, WHOLESALE, SERVICE TRADES

U. S. DEPARTMENT OF COMMERCE
BUREAU OF THE CENSUS

PRELIMINARY

For Release May 15, 1950

Release Series BC-1P-15-094

STANTON COUNTY, KANS.

Retail and wholesale establishments located in Stanton County, Kansas, showed a substantial expansion in dollar volume of trade from 1939 to 1948 according to preliminary figures from the 1948 Census of Business released today by the Bureau of the Census, U. S. Department of Commerce.

Retail sales in the county during 1948 aggregated \$2.1 million, an increase of 425 percent over the \$0.4 million in 1939, when the preceding Census of Business was taken. Wholesale sales in the county reached a total of \$11.9 million in 1948 as compared with \$0.4 million in 1939.

Employment in the county also rose over the 9-year period between 1939 and 1948 for the above trades. Establishments in these trades reported a combined total of 102 paid employees for the workweek ended nearest November 15, 1948. This compared with a total of 33 employees reported for the week of November 15, 1939.

These preliminary figures have been derived from a Census report on Stanton County, Kansas. Final figures, superseding the preliminary data for Stanton County, will be included in a Bulletin for the State of Kansas to be issued in several months. Similar data will be made available this year in preliminary and final form for each of the counties and States. A single copy of the preliminary release for Stanton County as well as an order blank for other area releases may be obtained by writing to the Bureau of the Census, Washington 25, D. C.

Table 1.—CENSUS OF BUSINESS PRELIMINARY RESULTS FOR 1948, BY TRADE GROUP
STANTON COUNTY, KANS.

Trade group and kind of business	Number of establishments	1948 sales and receipts (Thousand dollars)	Active proprietors of unincorporated businesses Nov. 1948	Paid employees, workweek ended nearest Nov. 15, 1948	
				Total employees ¹	Full workweek employees
RETAIL TRADE, total.....	31	2,081	37	67	51
Food group.....	5	351	8	6	3
Eating and drinking places.....	7	97	7	19	16
All other retail stores.....	19	1,633	22	42	32
WHOLESALE TRADE.....	10	11,941	1	35	x

x Not available.

1/ Includes employees paid for less than the full workweek.

GENERAL DESCRIPTION OF PRELIMINARY RELEASES FOR THE 1948 CENSUS OF BUSINESS

This series of releases, of which one is planned for each county in the United States, presents preliminary results of the 1948 Census of Business. The information is based on reports submitted by business establishments for that Census. The figures shown are preliminary, and are subject to revision in the final Census publications, but the changes are expected to be relatively minor with respect to coverage. The final Census figures will be issued in a series of Business Census bulletins which will show additional detailed kind-of-business information for all places where there are a sufficient number of establishments.

The 1948 Census of Business was taken under the provision of the Act of June 19, 1948, which provides that the Business Census be taken for 1948 and for each fifth year thereafter. Previous Business Censuses were taken for the years 1929, 1933, 1935, and 1939.

Scope of the Census.—The 1948 Census of Business covered all establishments in the following trades, as defined by the Standard Industrial Classification Manual, May 1949 issue, of the Executive Office of the President: all retail trades; all wholesale trades; all service trades in the following four groups—personal services, business services, automobile repairs and services, and miscellaneous repair services; hotels; tourist courts and camps; and amusements, including motion picture theaters. Some important services not covered are radio broadcasting and television, medical and health, legal, educational, nonprofit, accounting, and domestic services.

This coverage is similar to that of the 1939 Business Census. However, "custom trades" and "services incidental to transportation," which are no longer included in the standard classification of the service trades, are not covered by the 1948 Census. In a number of localities, these exclusions as well as other changes in the standard classification may have a considerable effect in comparing

1948 with 1939 data, particularly with respect to establishment count.

Establishment definition.—For Census purposes, a business establishment is defined to include only enterprises conducted from a recognizable place of business, provided that the annual sales were in excess of \$5,000 for a wholesale trade establishment and \$500 for establishments in other trades. A detailed analysis of coverage will be provided in future Census of Business publications.

"Number of establishments" is the number of separate business locations, rather than the number of business companies or organizations, since the Census figures represent information reported separately for each business location or establishment. The establishment count reflects the number of places in business at the end of 1948 excluding administrative and executive offices of multiunit organizations, and "chain store" warehouses.

Sales and receipts.—"1948 sales and receipts" represents sales of merchandise and receipts from repairs and other services to customers. The figures reflect deductions for returned goods and allowances, but not for trade-in allowances; they exclude sales and excise taxes collected from customers and paid directly to any taxing agency.

Proprietors.—"Active proprietors..." represents owners and partners of unincorporated businesses who devoted the major portion of their time to the business in November 1948.

Employment.—"Number of paid employees..." represents all employees on the pay roll for the pay period ending nearest November 15, 1948. "Full workweek" employees, whether regular or seasonal, are those who in the November 15 pay period were paid for working at least the number of hours typically worked in a week by employees of the reporting establishment.

1948 CENSUS OF BUSINESS

RETAIL, WHOLESALE, SERVICE TRADES

U. S. DEPARTMENT OF COMMERCE
BUREAU OF THE CENSUS

PRELIMINARY

For Release April 10, 1950

Release Series BC-1P-15-095

STEVENS COUNTY, KANS.

Retail, wholesale, and service establishments located in Stevens County, Kansas, showed a substantial expansion in dollar volume of trade from 1939 to 1948 according to preliminary figures from the 1948 Census of Business released today by the Bureau of the Census, U. S. Department of Commerce.

Retail sales in the county during 1948 aggregated \$5.2 million, an increase of 767 percent over the \$0.6 million in 1939, when the preceding Census of Business was taken. Wholesale sales in the county reached a total of \$5.9 million in 1948 as compared with \$0.2 million in 1939. The service trades included in the Census of Business recorded receipts totaling \$177,000 in 1948 compared with \$26,000 in 1939.

Employment in the county also rose over the 9-year period between 1939 and 1948 for the above trades. Establishments in these trades reported a combined total of 244 paid employees for the workweek ended nearest November 15, 1948. This compared with a total of 78 employees reported for the week of November 15, 1939.

These preliminary figures have been derived from a Census report on Stevens County, Kansas. Final figures, superseding the preliminary data for Stevens County, will be included in a Bulletin for the State of Kansas to be issued in several months. Similar data will be made available this year in preliminary and final form for each of the Counties and States. A single copy of the preliminary release for Stevens County as well as an order blank for other area releases may be obtained by writing to the Bureau of the Census, Washington 25, D. C.

Table 1.—CENSUS OF BUSINESS PRELIMINARY RESULTS FOR 1948, BY TRADE GROUP
STEVENS COUNTY, KANS.

Trade group and kind of business	Number of establishments	1948 sales and receipts (Thousand dollars)	Active proprietors of unincorporated businesses Nov. 1948	Paid employees, workweek ended nearest Nov. 15, 1948	
				Total employees ¹	Full workweek employees
RETAIL TRADE, total.....	49	5,181	59	206	167
Eating and drinking places.....	12	290	18	41	32
Gasoline service stations.....	6	323	5	14	13
All other retail stores.....	31	4,568	36	151	122
WHOLESALE TRADE.....	18	5,948	15	20	x
SELECTED SERVICE TRADES.....	14	177	13	18	13

x Not available.

¹/ Includes employees paid for less than the full workweek.

²/ See General Description on last page for changes from the 1939 Census of Business in the coverage of Service Trades.

GENERAL DESCRIPTION OF PRELIMINARY RELEASES FOR THE 1948 CENSUS OF BUSINESS

This series of releases, of which one is planned for each county in the United States, presents preliminary results of the 1948 Census of Business. The information is based on reports submitted by business establishments for that Census. The figures shown are preliminary, and are subject to revision in the final Census publications, but the changes are expected to be relatively minor with respect to coverage. The final Census figures will be issued in a series of Business Census bulletins which will show additional detailed kind-of-business information for all places where there are a sufficient number of establishments.

The 1948 Census of Business was taken under the provision of the Act of June 19, 1948, which provides that the Business Census be taken for 1948 and for each fifth year thereafter. Previous Business Censuses were taken for the years 1929, 1933, 1935, and 1939.

Scope of the Census.—The 1948 Census of Business covered all establishments in the following trades, as defined by the Standard Industrial Classification Manual, May 1949 issue, of the Executive Office of the President: all retail trades; all wholesale trades; all service trades in the following four groups—personal services, business services, automobile repairs and services, and miscellaneous repair services; hotels; tourist courts and camps; and amusements, including motion picture theaters. Some important services not covered are radio broadcasting and television, medical and health, legal, educational, nonprofit, accounting, and domestic services.

This coverage is similar to that of the 1939 Business Census. However, "custom trades" and "services incidental to transportation," which are no longer included in the standard classification of the service trades, are not covered by the 1948 Census. In a number of localities, these exclusions as well as other changes in the standard classification may have a considerable effect in comparing

1948 with 1939 data, particularly with respect to establishment count.

Establishment definition.—For Census purposes, a business establishment is defined to include only enterprises conducted from a recognizable place of business, provided that the annual sales were in excess of \$5,000 for a wholesale trade establishment and \$500 for establishments in other trades. A detailed analysis of coverage will be provided in future Census of Business publications.

"Number of establishments" is the number of separate business locations, rather than the number of business companies or organizations, since the Census figures represent information reported separately for each business location or establishment. The establishment count reflects the number of places in business at the end of 1948 excluding administrative and executive offices of multiunit organizations, and "chain store" warehouses.

Sales and receipts.—"1948 sales and receipts" represents sales of merchandise and receipts from repairs and other services to customers. The figures reflect deductions for returned goods and allowances, but not for trade-in allowances; they exclude sales and excise taxes collected from customers and paid directly to any taxing agency.

Proprietors.—"Active proprietors..." represents owners and partners of unincorporated businesses who devoted the major portion of their time to the business in November 1948.

Employment.—"Number of paid employees..." represents all employees on the pay roll for the pay period ending nearest November 15, 1948. "Full workweek" employees, whether regular or seasonal, are those who in the November 15 pay period were paid for working at least the number of hours typically worked in a week by employees of the reporting establishment.

1948 CENSUS OF BUSINESS

U. S. DEPARTMENT OF COMMERCE
BUREAU OF THE CENSUS

RETAIL, WHOLESALE, SERVICE TRADES

PRELIMINARY

For Release April 12, 1950

Release Series BC-1P-15-096

SUMNER COUNTY, KANS.

Retail, wholesale, and service establishments located in Sumner County, Kansas, showed a substantial expansion in dollar volume of trade from 1939 to 1948 according to preliminary figures from the 1948 Census of Business released today by the Bureau of the Census, U. S. Department of Commerce.

Retail sales in the county during 1948 aggregated \$17.9 million, an increase of 203 percent over the \$5.9 million in 1939, when the preceding Census of Business was taken. Wholesale sales in the county reached a total of \$10.6 million in 1948 as compared with \$4.8 million in 1939. The service trades included in the Census of Business recorded receipts totaling \$501,000 in 1948 compared with \$218,000 in 1939.

Employment in the county also rose over the 9-year period between 1939 and 1948 for the above trades. Establishments in these trades reported a combined total of 1,093 paid employees for the workweek ended nearest November 15, 1948. This compared with a total of 862 employees reported for the week of November 15, 1939.

These preliminary figures have been derived from a Census report on Sumner County, Kansas, which also includes data for the city of Wellington. Final figures, superseding the preliminary data for Sumner County, will be included in a Bulletin for the State of Kansas to be issued in several months. Similar data will be made available this year in preliminary and final form for each of the counties and States. A single copy of the preliminary release for Sumner County as well as an order blank for other area releases may be obtained by writing to the Bureau of the Census, Washington 25, D. C.

Table 1.—CENSUS OF BUSINESS PRELIMINARY RESULTS FOR 1948, BY TRADE GROUP

SUMNER COUNTY, KANS.

Trade group and kind of business	Number of establishments	1948 sales and receipts (Thousand dollars)	Active proprietors of unincorporated businesses Nov. 1948	Paid employees, workweek ended nearest Nov. 15, 1948	
				Total employees ¹	Full workweek employees
RETAIL TRADE, total.....	312	17,941	318	902	780
Food group.....	53	3,739	51	130	100
Eating and drinking places.....	55	1,037	63	168	147
General merchandise grp, general stores	14	1,062	11	93	69
Apparel group.....	15	664	18	33	32
Furniture-home furnishings-appliance grp	27	1,048	28	44	36
Automotive group.....	22	3,963	22	172	167
Gasoline service stations.....	49	1,626	51	51	44
Lumber-building-hardware group.....	46	3,601	42	144	136
Drug and proprietary stores.....	17	618	18	47	36
All other retail stores.....	14	583	14	20	13
WHOLESALE TRADE, total.....	83	10,565	48	118	x
Assemblers of farm products.....	48	6,058	13	63	x
Other types of wholesalers.....	35	4,507	35	55	x
SELECTED SERVICE TRADES, ² /total.....	68	501	75	73	62
Personal services.....	43	335	43	61	53
All other service trades.....	25	166	32	12	9
HOTELS.....	8	70	8	16	13
AMUSEMENTS.....	10	175	5	32	x

x Not available.

¹ Includes employees paid for less than the full workweek.

² See General Description on last page for changes from the 1939 Census of Business in the coverage of Service Trades.

Table 2.—CENSUS OF BUSINESS PRELIMINARY RESULTS FOR 1948 FOR CITIES OF 2,500 INHABITANTS OR MORE

SUMNER COUNTY, KANS.

(Data omitted for trade groups where necessary to avoid disclosure)

City and trade group ¹	Number of establishments	1948 sales and receipts (Thousand dollars)	Active proprietors of unincorporated businesses Nov. 1948	Paid employees, workweek ended nearest Nov. 15, 1948	
				Total employees ²	Full workweek employees
Wellington:					
Retail trade.....	110	9,042	110	528	465
Selected service trades...	23	245	24	48	44
Remainder of county:					
Retail trade.....	202	8,899	208	374	315
Selected service trades...	45	256	51	25	18

1/ See General Description on this page for changes from the 1939 Census of Business in the coverage of Service Trade.

2/ Includes employees paid for less than the full workweek.

GENERAL DESCRIPTION OF PRELIMINARY RELEASES FOR THE 1948 CENSUS OF BUSINESS

This series of releases, of which one is planned for each county in the United States, presents preliminary results of the 1948 Census of Business. The information is based on reports submitted by business establishments for that Census. The figures shown are preliminary, and are subject to revision in the final Census publications, but the changes are expected to be relatively minor with respect to coverage. The final Census figures will be issued in a series of Business Census bulletins which will show additional detailed kind-of-business information for all places where there are a sufficient number of establishments.

The 1948 Census of Business was taken under the provision of the Act of June 19, 1948, which provides that the Business Census be taken for 1948 and for each fifth year thereafter. Previous Business Censuses were taken for the years 1929, 1933, 1935, and 1939.

Scope of the Census.—The 1948 Census of Business covered all establishments in the following trades, as defined by the Standard Industrial Classification Manual, May 1949 issue, of the Executive Office of the President: all retail trades; all wholesale trades; all service trades in the following four groups—personal services, business services, automobile repairs and services, and miscellaneous repair services; hotels; tourist courts and camps; and amusements, including motion picture theaters. Some important services not covered are radio broadcasting and television, medical and health, legal, educational, nonprofit, accounting, and domestic services.

This coverage is similar to that of the 1939 Business Census. However, "custom trades" and "services incidental to transportation," which are no longer included in the standard classification of the service trades, are not covered by the 1948 Censuses. In a number of localities, these exclusions as well as

other changes in the standard classification may have a considerable effect in comparing 1948 with 1939 data, particularly with respect to establishment count.

Establishment definition.—For Census purposes, a business establishment is defined to include only enterprises conducted from a recognizable place of business, provided that the annual sales were in excess of \$5,000 for a wholesale trade establishment and \$500 for establishments in other trades. A detailed analysis of coverage will be provided in future Census of Business publications.

"Number of establishments" is the number of separate business locations, rather than the number of business companies or organizations, since the Census figures represent information reported separately for each business location or establishment. The establishment count reflects the number of places in business at the end of 1948 excluding administrative and executive offices of multiunit organizations, and "chain store" warehouses.

Sales and receipts.—"1948 sales and receipts" represents sales of merchandise and receipts from repairs and other services to customers. The figures reflect deductions for returned goods and allowances, but not for trade-in allowances; they exclude sales and excise taxes collected from customers and paid directly to any taxing agency.

Proprietors.—"Active proprietors..." represents owners and partners of unincorporated businesses who devoted the major portion of their time to the business in November 1948.

Employment.—"Number of paid employees..." represents all employees on the pay roll for the pay period ending nearest November 15, 1948. "Full workweek" employees, whether regular or seasonal, are those who in the November 15 pay period were paid for working at least the number of hours typically worked in a week by employees of the reporting establishment.

1948 CENSUS OF BUSINESS

RETAIL, WHOLESALE, SERVICE TRADES

U. S. DEPARTMENT OF COMMERCE
BUREAU OF THE CENSUS

PRELIMINARY

For Release April 13, 1950

Release Series BC-1P-15-097

THOMAS COUNTY, KANS.

Retail, wholesale, and service establishments located in Thomas County, Kansas, showed a substantial expansion in dollar volume of trade from 1939 to 1948 according to preliminary figures from the 1948 Census of Business released today by the Bureau of the Census, U. S. Department of Commerce.

Retail sales in the county during 1948 aggregated \$10.1 million, an increase of 381 percent over the \$2.1 million in 1939, when the preceding Census of Business was taken. Wholesale sales in the county reached a total of \$19.4 million in 1948 as compared with \$2.7 million in 1939. The service trades included in the Census of Business recorded receipts totaling \$518,000 in 1948 compared with \$87,000 in 1939.

Employment in the county also rose over the 9-year period between 1939 and 1948 for the above trades. Establishments in these trades reported a combined total of 603 paid employees for the workweek ended nearest November 15, 1948. This compared with a total of 343 employees reported for the week of November 15, 1939.

These preliminary figures have been derived from a Census report on Thomas County, Kansas. Final figures, superseding the preliminary data for Thomas County, will be included in a Bulletin for the State of Kansas to be issued in several months. Similar data will be made available this year in preliminary and final form for each of the counties and States. A single copy of the preliminary release for Thomas County as well as an order blank for other area releases may be obtained by writing to the Bureau of the Census, Washington 25, D. C.

Table 1.—CENSUS OF BUSINESS PRELIMINARY RESULTS FOR 1948, BY TRADE GROUP
THOMAS COUNTY, KANS.

Trade group and kind of business	Number of establishments	1948 sales and receipts (Thousand dollars)	Active proprietors of unincorporated businesses Nov. 1948	Paid employees, workweek ended nearest Nov. 15, 1948	
				Total employees ¹	Full workweek employees
RETAIL TRADE, total.....	130	10,063	130	402	334
Food group.....	23	1,523	26	45	32
Eating and drinking places.....	21	573	25	52	34
Gasoline service stations.....	18	841	15	36	31
All other retail stores.....	68	7,126	64	269	237
WHOLESALE TRADE, total.....	46	19,427	28	142	x
Merchant wholesalers.....	12	5,027	12	73	x
Other types of wholesalers.....	34	14,400	16	69	x
SELECTED SERVICE TRADES, ² /total.....	35	518	43	59	54
Personal services.....	13	161	15	27	27
All other service trades.....	22	357	28	32	27

x Not available.

¹/ Includes employees paid for less than the full workweek.

²/ See General Description on last page for changes from the 1939 Census of Business in the coverage of Service Trades.

GENERAL DESCRIPTION OF PRELIMINARY RELEASES FOR THE 1948 CENSUS OF BUSINESS

This series of releases, of which one is planned for each county in the United States, presents preliminary results of the 1948 Census of Business. The information is based on reports submitted by business establishments for that Census. The figures shown are preliminary, and are subject to revision in the final Census publications, but the changes are expected to be relatively minor with respect to coverage. The final Census figures will be issued in a series of Business Census bulletins which will show additional detailed kind-of-business information for all places where there are a sufficient number of establishments.

The 1948 Census of Business was taken under the provision of the Act of June 19, 1948, which provides that the Business Census be taken for 1948 and for each fifth year thereafter. Previous Business Censuses were taken for the years 1929, 1933, 1935, and 1939.

Scope of the Census.—The 1948 Census of Business covered all establishments in the following trades, as defined by the Standard Industrial Classification Manual, May 1949 issue, of the Executive Office of the President: all retail trades; all wholesale trades; all service trades in the following four groups—personal services, business services, automobile repairs and services, and miscellaneous repair services; hotels; tourist courts and camps; and amusements, including motion picture theaters. Some important services not covered are radio broadcasting and television, medical and health, legal, educational, nonprofit, accounting, and domestic services.

This coverage is similar to that of the 1939 Business Census. However, "custom trades" and "services incidental to transportation," which are no longer included in the standard classification of the service trades, are not covered by the 1948 Census. In a number of localities, these exclusions as well as other changes in the standard classification may have a considerable effect in comparing

1948 with 1939 data, particularly with respect to establishment count.

Establishment definition.—For Census purposes, a business establishment is defined to include only enterprises conducted from a recognizable place of business, provided that the annual sales were in excess of \$5,000 for a wholesale trade establishment and \$500 for establishments in other trades. A detailed analysis of coverage will be provided in future Census of Business publications.

"Number of establishments" is the number of separate business locations, rather than the number of business companies or organizations, since the Census figures represent information reported separately for each business location or establishment. The establishment count reflects the number of places in business at the end of 1948 excluding administrative and executive offices of multiunit organizations, and "chain store" warehouses.

Sales and receipts.—"1948 sales and receipts" represents sales of merchandise and receipts from repairs and other services to customers. The figures reflect deductions for returned goods and allowances, but not for trade-in allowances; they exclude sales and excise taxes collected from customers and paid directly to any taxing agency.

Proprietors.—"Active proprietors..." represents owners and partners of unincorporated businesses who devoted the major portion of their time to the business in November 1948.

Employment.—"Number of paid employees..." represents all employees on the pay roll for the pay period ending nearest November 15, 1948. "Full workweek" employees, whether regular or seasonal, are those who in the November 15 pay period were paid for working at least the number of hours typically worked in a week by employees of the reporting establishment.

1948 CENSUS OF BUSINESS

RETAIL, WHOLESALE, SERVICE TRADES

U. S. DEPARTMENT OF COMMERCE
BUREAU OF THE CENSUS

PRELIMINARY

For Release April 13, 1950

Release Series BC-1P-15-098

TREGO COUNTY, KANS.

Retail, wholesale, and service establishments located in Trego County, Kansas, showed a substantial expansion in dollar volume of trade from 1939 to 1948 according to preliminary figures from the 1948 Census of Business released today by the Bureau of the Census, U. S. Department of Commerce.

Retail sales in the county during 1948 aggregated \$4.8 million, an increase of 336 percent over the \$1.1 million in 1939, when the preceding Census of Business was taken. Wholesale sales in the county reached a total of \$7.3 million in 1948 as compared with \$0.8 million in 1939. The service trades included in the Census of Business recorded receipts totaling \$115,000 in 1948 compared with \$36,000 in 1939.

Employment in the county also rose over the 9-year period between 1939 and 1948 for the above trades. Establishments in these trades reported a combined total of 266 paid employees for the workweek ended nearest November 15, 1948. This compared with a total of 144 employees reported for the week of November 15, 1939.

These preliminary figures have been derived from a Census report on Trego County, Kansas. Final figures, superseding the preliminary data for Trego County, will be included in a Bulletin for the State of Kansas to be issued in several months. Similar data will be made available this year in preliminary and final form for each of the counties and States. A single copy of the preliminary release for Trego County as well as an order blank for other area releases may be obtained by writing to the Bureau of the Census, Washington 25, D. C.

Table 1.—CENSUS OF BUSINESS PRELIMINARY RESULTS FOR 1948, BY TRADE GROUP
TREGO COUNTY, KANS.

Trade group and kind of business	Number of establishments	1948 sales and receipts (Thousand dollars)	Active proprietors of unincorporated businesses Nov. 1948	Paid employees, workweek ended nearest Nov. 15, 1948	
				Total employees ¹	Full workweek employees
RETAIL TRADE, total.....	78	4,811	80	219	195
Food group.....	10	826	11	21	19
Eating and drinking places.....	13	204	15	27	24
Gasoline service stations.....	13	502	13	16	14
All other retail stores.....	42	3,279	41	155	138
WHOLESALE TRADE.....	19	7,264	11	40	x
SELECTED SERVICE TRADES, ² /total.....	19	115	20	7	6
Personal services.....	10	45	10	5	4
All other service trades.....	9	70	10	2	2

x Not available.

¹/ Includes employees paid for less than the full workweek.

²/ See General Description on last page for changes from the 1939 Census of Business in the coverage of Service Trades.

GENERAL DESCRIPTION OF PRELIMINARY RELEASES FOR THE 1948 CENSUS OF BUSINESS

This series of releases, of which one is planned for each county in the United States, presents preliminary results of the 1948 Census of Business. The information is based on reports submitted by business establishments for that Census. The figures shown are preliminary, and are subject to revision in the final Census publications, but the changes are expected to be relatively minor with respect to coverage. The final Census figures will be issued in a series of Business Census bulletins which will show additional detailed kind-of-business information for all places where there are a sufficient number of establishments.

The 1948 Census of Business was taken under the provision of the Act of June 19, 1948, which provides that the Business Census be taken for 1948 and for each fifth year thereafter. Previous Business Censuses were taken for the years 1929, 1933, 1935, and 1939.

Scope of the Census.—The 1948 Census of Business covered all establishments in the following trades, as defined by the Standard Industrial Classification Manual, May 1949 issue, of the Executive Office of the President: all retail trades; all wholesale trades; all service trades in the following four groups—personal services, business services, automobile repairs and services, and miscellaneous repair services; hotels; tourist courts and camps; and amusements, including motion picture theaters. Some important services not covered are radio broadcasting and television, medical and health, legal, educational, nonprofit, accounting, and domestic services.

This coverage is similar to that of the 1939 Business Census. However, "custom trades" and "services incidental to transportation," which are no longer included in the standard classification of the service trades, are not covered by the 1948 Census. In a number of localities, these exclusions as well as other changes in the standard classification may have a considerable effect in comparing

1948 with 1939 data, particularly with respect to establishment count.

Establishment definition.—For Census purposes, a business establishment is defined to include only enterprises conducted from a recognizable place of business, provided that the annual sales were in excess of \$5,000 for a wholesale trade establishment and \$500 for establishments in other trades. A detailed analysis of coverage will be provided in future Census of Business publications.

"Number of establishments" is the number of separate business locations, rather than the number of business companies or organizations, since the Census figures represent information reported separately for each business location or establishment. The establishment count reflects the number of places in business at the end of 1948 excluding administrative and executive offices of multiunit organizations, and "chain store" warehouses.

Sales and receipts.—"1948 sales and receipts" represents sales of merchandise and receipts from repairs and other services to customers. The figures reflect deductions for returned goods and allowances, but not for trade-in allowances; they exclude sales and excise taxes collected from customers and paid directly to any taxing agency.

Proprietors.—"Active proprietors..." represents owners and partners of unincorporated businesses who devoted the major portion of their time to the business in November 1948.

Employment.—"Number of paid employees..." represents all employees on the pay roll for the pay period ending nearest November 15, 1948. "Full workweek" employees, whether regular or seasonal, are those who in the November 15 pay period were paid for working at least the number of hours typically worked in a week by employees of the reporting establishment.

1948 CENSUS OF BUSINESS

RETAIL, WHOLESALE, SERVICE TRADES

U. S. DEPARTMENT OF COMMERCE
BUREAU OF THE CENSUS

PRELIMINARY

For Release May 15, 1950

Release Series BC-1P-15-099

WABAUNSEE COUNTY, KANS.

Retail, wholesale, and service establishments located in Wabaunsee County, Kansas, showed a substantial expansion in dollar volume of trade from 1939 to 1948 according to preliminary figures from the 1948 Census of Business released today by the Bureau of the Census, U. S. Department of Commerce.

Retail sales in the county during 1948 aggregated \$4.3 million, an increase of 207 percent over the \$1.4 million in 1939, when the preceding Census of Business was taken. Wholesale sales in the county reached a total of \$1.9 million in 1948 as compared with \$1.2 million in 1939. The service trades included in the Census of Business recorded receipts totaling \$121,000 in 1948 compared with \$79,000 in 1939.

Employment in the county also rose over the 9-year period between 1939 and 1948 for the above trades. Establishments in these trades reported a combined total of 194 paid employees for the workweek ended nearest November 15, 1948. This compared with a total of 177 employees reported for the week of November 15, 1939.

These preliminary figures have been derived from a Census report on Wabaunsee County, Kansas. Final figures, superseding the preliminary data for Wabaunsee County, will be included in a Bulletin for the State of Kansas to be issued in several months. Similar data will be made available this year in preliminary and final form for each of the counties and States. A single copy of the preliminary release for Wabaunsee County as well as an order blank for other area releases may be obtained by writing to the Bureau of the Census, Washington 25, D. C.

Table 1.—CENSUS OF BUSINESS PRELIMINARY RESULTS FOR 1948, BY TRADE GROUP
WABAUNSEE COUNTY, KANS.

Trade group and kind of business	Number of establishments	1948 sales and receipts (Thousand dollars)	Active proprietors of unincorporated businesses Nov. 1948	Paid employees, workweek ended nearest Nov. 15, 1948	
				Total employees ¹	Full workweek employees
RETAIL TRADE, total.....	110	4,304	109	165	112
Food group.....	18	1,237	15	46	31
Eating and drinking places.....	21	201	22	22	11
Gasoline service stations.....	13	446	13	8	6
All other retail stores.....	58	2,420	59	89	64
WHOLESALE TRADE.....	15	1,907	13	20	x
SELECTED SERVICE TRADES, ² /total.....	23	121	25	9	6
Personal services.....	12	39	12	2	2
All other service trades.....	11	82	13	7	4

x Not available.

¹/ Includes employees paid for less than the full workweek.

²/ See General Description on last page for changes from the 1939 Census of Business in the coverage of Service Trades.

GENERAL DESCRIPTION OF PRELIMINARY RELEASES FOR THE 1948 CENSUS OF BUSINESS

This series of releases, of which one is planned for each county in the United States, presents preliminary results of the 1948 Census of Business. The information is based on reports submitted by business establishments for that Census. The figures shown are preliminary, and are subject to revision in the final Census publications, but the changes are expected to be relatively minor with respect to coverage. The final Census figures will be issued in a series of Business Census bulletins which will show additional detailed kind-of-business information for all places where there are a sufficient number of establishments.

The 1948 Census of Business was taken under the provision of the Act of June 19, 1948, which provides that the Business Census be taken for 1948 and for each fifth year thereafter. Previous Business Censuses were taken for the years 1929, 1933, 1935, and 1939.

Scope of the Census.—The 1948 Census of Business covered all establishments in the following trades, as defined by the Standard Industrial Classification Manual, May 1949 issue, of the Executive Office of the President: all retail trades; all wholesale trades; all service trades in the following four groups—personal services, business services, automobile repairs and services, and miscellaneous repair services; hotels; tourist courts and camps; and amusements, including motion picture theaters. Some important services not covered are radio broadcasting and television, medical and health, legal, educational, nonprofit, accounting, and domestic services.

This coverage is similar to that of the 1939 Business Census. However, "custom trades" and "services incidental to transportation," which are no longer included in the standard classification of the service trades, are not covered by the 1948 Census. In a number of localities, these exclusions as well as other changes in the standard classification may have a considerable effect in comparing

1948 with 1939 data, particularly with respect to establishment count.

Establishment definition.—For Census purposes, a business establishment is defined to include only enterprises conducted from a recognizable place of business, provided that the annual sales were in excess of \$5,000 for a wholesale trade establishment and \$500 for establishments in other trades. A detailed analysis of coverage will be provided in future Census of Business publications.

"Number of establishments" is the number of separate business locations, rather than the number of business companies or organizations, since the Census figures represent information reported separately for each business location or establishment. The establishment count reflects the number of places in business at the end of 1948 excluding administrative and executive offices of multiunit organizations, and "chain store" warehouses.

Sales and receipts.—"1948 sales and receipts" represents sales of merchandise and receipts from repairs and other services to customers. The figures reflect deductions for returned goods and allowances, but not for trade-in allowances; they exclude sales and excise taxes collected from customers and paid directly to any taxing agency.

Proprietors.—"Active proprietors..." represents owners and partners of unincorporated businesses who devoted the major portion of their time to the business in November 1948.

Employment.—"Number of paid employees..." represents all employees on the pay roll for the pay period ending nearest November 15, 1948. "Full workweek" employees, whether regular or seasonal, are those who in the November 15 pay period were paid for working at least the number of hours typically worked in a week by employees of the reporting establishment.

1948 CENSUS OF BUSINESS

RETAIL, WHOLESALE, SERVICE TRADES

U. S. DEPARTMENT OF COMMERCE
BUREAU OF THE CENSUS

PRELIMINARY

For Release April 17, 1950

Release Series BC-1P-15-100

WALLACE COUNTY, KANS.

Retail and wholesale establishments located in Wallace County, Kansas, showed a substantial expansion in dollar volume of trade from 1939 to 1948 according to preliminary figures from the 1948 Census of Business released today by the Bureau of the Census, U. S. Department of Commerce.

Retail sales in the county during 1948 aggregated \$2.6 million, an increase of 550 percent over the \$0.4 million in 1939, when the preceding Census of Business was taken. Wholesale sales in the county reached a total of \$5.1 million in 1948 as compared with \$0.1 million in 1939.

Employment in the county also rose over the 9-year period between 1939 and 1948 for the above trades. Establishments in these trades reported a combined total of 132 paid employees for the workweek ended nearest November 15, 1948. This compared with a total of 37 employees reported for the week of November 15, 1939.

These preliminary figures have been derived from a Census report on Wallace County, Kansas. Final figures, superseding the preliminary data for Wallace County, will be included in a Bulletin for the State of Kansas to be issued in several months. Similar data will be made available this year in preliminary and final form for each of the counties and States. A single copy of the preliminary release for Wallace County as well as an order blank for other area releases may be obtained by writing to the Bureau of the Census, Washington 25, D. C.

Table 1.—CENSUS OF BUSINESS PRELIMINARY RESULTS FOR 1948, BY TRADE GROUP

WALLACE COUNTY, KANS.

Trade group and kind of business	Number of establishments	1948 sales and receipts (Thousand dollars)	Active proprietors of unincorporated businesses Nov. 1948	Paid employees, workweek ended nearest Nov. 15, 1948	
				Total employees ¹	Full workweek employees
RETAIL TRADE, total.....	41	2,550	46	94	77
Food group.....	5	407	7	17	14
Eating and drinking places.....	9	187	9	32	25
Gasoline service stations.....	9	314	9	7	6
All other retail stores.....	18	1,642	21	38	32
WHOLESALE TRADE.....	15	5,125	10	38	x

x Not available.

¹/ Includes employees paid for less than the full workweek.

GENERAL DESCRIPTION OF PRELIMINARY RELEASES FOR THE 1948 CENSUS OF BUSINESS

This series of releases, of which one is planned for each county in the United States, presents preliminary results of the 1948 Census of Business. The information is based on reports submitted by business establishments for that Census. The figures shown are preliminary, and are subject to revision in the final Census publications, but the changes are expected to be relatively minor with respect to coverage. The final Census figures will be issued in a series of Business Census bulletins which will show additional detailed kind-of-business information for all places where there are a sufficient number of establishments.

The 1948 Census of Business was taken under the provision of the Act of June 19, 1948, which provides that the Business Census be taken for 1948 and for each fifth year thereafter. Previous Business Censuses were taken for the years 1929, 1933, 1935, and 1939.

Scope of the Census.—The 1948 Census of Business covered all establishments in the following trades, as defined by the Standard Industrial Classification Manual, May 1949 issue, of the Executive Office of the President: all retail trades; all wholesale trades; all service trades in the following four groups—personal services, business services, automobile repairs and services, and miscellaneous repair services; hotels; tourist courts and camps; and amusements, including motion picture theaters. Some important services not covered are radio broadcasting and television, medical and health, legal, educational, nonprofit, accounting, and domestic services.

This coverage is similar to that of the 1939 Business Census. However, "custom trades" and "services incidental to transportation," which are no longer included in the standard classification of the service trades, are not covered by the 1948 Census. In a number of localities, these exclusions as well as other changes in the standard classification may have a considerable effect in comparing

1948 with 1939 data, particularly with respect to establishment count.

Establishment definition.—For Census purposes, a business establishment is defined to include only enterprises conducted from a recognizable place of business, provided that the annual sales were in excess of \$5,000 for a wholesale trade establishment and \$500 for establishments in other trades. A detailed analysis of coverage will be provided in future Census of Business publications.

"Number of establishments" is the number of separate business locations, rather than the number of business companies or organizations, since the Census figures represent information reported separately for each business location or establishment. The establishment count reflects the number of places in business at the end of 1948 excluding administrative and executive offices of multiunit organizations, and "chain store" warehouses.

Sales and receipts.—"1948 sales and receipts" represents sales of merchandise and receipts from repairs and other services to customers. The figures reflect deductions for returned goods and allowances, but not for trade-in allowances; they exclude sales and excise taxes collected from customers and paid directly to any taxing agency.

Proprietors.—"Active proprietors..." represents owners and partners of unincorporated businesses who devoted the major portion of their time to the business in November 1948.

Employment.—"Number of paid employees..." represents all employees on the pay roll for the pay period ending nearest November 15, 1948. "Full workweek" employees, whether regular or seasonal, are those who in the November 15 pay period were paid for working at least the number of hours typically worked in a week by employees of the reporting establishment.

1948 CENSUS OF BUSINESS

RETAIL, WHOLESALE, SERVICE TRADES

U. S. DEPARTMENT OF COMMERCE
BUREAU OF THE CENSUS

PRELIMINARY

For Release May 15, 1950

Release Series BC-1P-15-101

WASHINGTON COUNTY, KANS.

Retail, wholesale, and service establishments located in Washington County, Kansas, showed a substantial expansion in dollar volume of trade from 1939 to 1948 according to preliminary figures from the 1948 Census of Business released today by the Bureau of the Census, U. S. Department of Commerce.

Retail sales in the county during 1948 aggregated \$7.2 million an increase of 200 percent over the \$2.4 million in 1939, when the preceding Census of Business was taken. Wholesale sales in the county reached a total of \$11.1 million in 1948 as compared with \$2.4 million in 1939. The service trades included in the Census of Business recorded receipts totaling \$170,000 in 1948 compared with \$94,000 in 1939.

Employment in the county also rose over the 9-year period between 1939 and 1948 for the above trades. Establishments in these trades reported a combined total of 428 paid employees for the workweek ended nearest November 15, 1948. This compared with a total of 382 employees reported for the week of November 15, 1939.

These preliminary figures have been derived from a Census report on Washington County, Kansas. Final figures, superseding the preliminary data for Washington County, will be included in a Bulletin for the State of Kansas to be issued in several months. Similar data will be made available this year in preliminary and final form for each of the counties and States. A single copy of the preliminary release for Washington County as well as an order blank for other area releases may be obtained by writing to the Bureau of the Census, Washington 25, D. C.

Table 1.—CENSUS OF BUSINESS PRELIMINARY RESULTS FOR 1948, BY TRADE GROUP

WASHINGTON COUNTY, KANS.

Trade group and kind of business	Number of establishments	1948 sales and receipts (Thousand dollars)	Active proprietors of unincorporated businesses Nov. 1948	Paid employees, workweek ended nearest Nov. 15, 1948	
				Total employees ¹	Full workweek employees
RETAIL TRADE, total.....	192	7,173	202	304	239
Food group.....	27	1,197	31	35	25
Eating and drinking places.....	40	544	42	58	36
General merchandise grp, general stores.....	10	521	8	32	23
Furniture-home furnishgs-appliance grp..	10	475	10	16	16
Automotive group.....	22	1,384	27	54	53
Gasoline service stations.....	30	530	29	17	11
Lumber-building-hardware group.....	34	2,129	36	66	60
Drug and proprietary stores.....	9	184	11	12	7
All other retail stores.....	10	209	8	14	8
WHOLESALE TRADE.....	50	11,073	34	116	x
SELECTED SERVICE TRADES, ² /total..	48	170	50	8	7
Personal services.....	27	93	29	7	6
All other service trades.....	21	77	21	1	1

x Not available.

¹/ Includes employees paid for less than the full workweek.

²/ See General Description on last page for changes from the 1939 Census of Business in the coverage of Service Trades.

GENERAL DESCRIPTION OF PRELIMINARY RELEASES FOR THE 1948 CENSUS OF BUSINESS

This series of releases, of which one is planned for each county in the United States, presents preliminary results of the 1948 Census of Business. The information is based on reports submitted by business establishments for that Census. The figures shown are preliminary, and are subject to revision in the final Census publications, but the changes are expected to be relatively minor with respect to coverage. The final Census figures will be issued in a series of Business Census bulletins which will show additional detailed kind-of-business information for all places where there are a sufficient number of establishments.

The 1948 Census of Business was taken under the provision of the Act of June 19, 1948, which provides that the Business Census be taken for 1948 and for each fifth year thereafter. Previous Business Censuses were taken for the years 1929, 1933, 1935, and 1939.

Scope of the Census.—The 1948 Census of Business covered all establishments in the following trades, as defined by the Standard Industrial Classification Manual, May 1949 issue, of the Executive Office of the President: all retail trades; all wholesale trades; all service trades in the following four groups—personal services, business services, automobile repairs and services, and miscellaneous repair services; hotels; tourist courts and camps; and amusements, including motion picture theaters. Some important services not covered are radio broadcasting and television, medical and health, legal, educational, nonprofit, accounting, and domestic services.

This coverage is similar to that of the 1939 Business Census. However, "custom trades" and "services incidental to transportation," which are no longer included in the standard classification of the service trades, are not covered by the 1948 Census. In a number of localities, these exclusions as well as other changes in the standard classification may have a considerable effect in comparing

1948 with 1939 data, particularly with respect to establishment count.

Establishment definition.—For Census purposes, a business establishment is defined to include only enterprises conducted from a recognizable place of business, provided that the annual sales were in excess of \$5,000 for a wholesale trade establishment and \$500 for establishments in other trades. A detailed analysis of coverage will be provided in future Census of Business publications.

"Number of establishments" is the number of separate business locations, rather than the number of business companies or organizations, since the Census figures represent information reported separately for each business location or establishment. The establishment count reflects the number of places in business at the end of 1948 excluding administrative and executive offices of multiunit organizations, and "chain store" warehouses.

Sales and receipts.—"1948 sales and receipts" represents sales of merchandise and receipts from repairs and other services to customers. The figures reflect deductions for returned goods and allowances, but not for trade-in allowances; they exclude sales and excise taxes collected from customers and paid directly to any taxing agency.

Proprietors.—"Active proprietors..." represents owners and partners of unincorporated businesses who devoted the major portion of their time to the business in November 1948.

Employment.—"Number of paid employees..." represents all employees on the pay roll for the pay period ending nearest November 15, 1948. "Full workweek" employees, whether regular or seasonal, are those who in the November 15 pay period were paid for working at least the number of hours typically worked in a week by employees of the reporting establishment.

1948 CENSUS OF BUSINESS

RETAIL, WHOLESALE, SERVICE TRADES

U. S. DEPARTMENT OF COMMERCE
BUREAU OF THE CENSUS

PRELIMINARY

For Release April 19, 1950

Release Series BC-1P-15-102

WICHITA COUNTY, KANS.

Retail, wholesale, and service establishments located in Wichita County, Kansas, showed a substantial expansion in dollar volume of trade from 1939 to 1948 according to preliminary figures from the 1948 Census of Business released today by the Bureau of the Census, U. S. Department of Commerce.

Retail sales in the county during 1948 aggregated \$4.3 million, an increase of 617 percent over the \$0.6 million in 1939, when the preceding Census of Business was taken. Wholesale sales in the county reached a total of \$9.3 million in 1948 as compared with \$0.8 million in 1939. The service trades included in the Census of Business recorded receipts totaling \$143,000 in 1948 compared with \$20,000 in 1939.

Employment in the county also rose over the 9-year period between 1939 and 1948 for the above trades. Establishments in these trades reported a combined total of 214 paid employees for the workweek ended nearest November 15, 1948. This compared with a total of 82 employees reported for the week of November 15, 1939.

These preliminary figures have been derived from a Census report on Wichita County, Kansas. Final figures, superseding the preliminary data for Wichita County, will be included in a Bulletin for the State of Kansas to be issued in several months. Similar data will be made available this year in preliminary and final form for each of the counties and States. A single copy of the preliminary release for Wichita County as well as an order blank for other area releases may be obtained by writing to the Bureau of the Census, Washington 25, D. C.

Table 1.—CENSUS OF BUSINESS PRELIMINARY RESULTS FOR 1948, BY TRADE GROUP

WICHITA COUNTY, KANS.

Trade group and kind of business	Number of establishments	1948 sales and receipts (Thousand dollars)	Active proprietors of unincorporated businesses Nov. 1948	Paid employees, workweek ended nearest Nov. 15, 1948	
				Total employees ¹	Full workweek employees
RETAIL TRADE, total.....	44	4,317	37	171	136
Food group.....	8	692	5	28	20
Eating and drinking places.....	7	168	8	31	27
All other retail stores.....	29	3,457	24	112	89
WHOLESALE TRADE.....	12	9,341	10	33	x
SELECTED SERVICE TRADES, ^{2/} total.....	15	143	17	10	8
Personal services.....	6	41	8	4	3
All other service trades.....	9	102	9	6	5

x Not available.

^{1/} Includes employees paid for less than the full workweek.

^{2/} See General Description on last page for changes from the 1939 Census of Business in the coverage of Service Trades.

90071

GENERAL DESCRIPTION OF PRELIMINARY RELEASES FOR THE 1948 CENSUS OF BUSINESS

This series of releases, of which one is planned for each county in the United States, presents preliminary results of the 1948 Census of Business. The information is based on reports submitted by business establishments for that Census. The figures shown are preliminary, and are subject to revision in the final Census publications, but the changes are expected to be relatively minor with respect to coverage. The final Census figures will be issued in a series of Business Census bulletins which will show additional detailed kind-of-business information for all places where there are a sufficient number of establishments.

The 1948 Census of Business was taken under the provision of the Act of June 19, 1948, which provides that the Business Census be taken for 1948 and for each fifth year thereafter. Previous Business Censuses were taken for the years 1929, 1933, 1935, and 1939.

Scope of the Census.—The 1948 Census of Business covered all establishments in the following trades, as defined by the Standard Industrial Classification Manual, May 1949 issue, of the Executive Office of the President: all retail trades; all wholesale trades; all service trades in the following four groups—personal services, business services, automobile repairs and services, and miscellaneous repair services; hotels; tourist courts and camps; and amusements, including motion picture theaters. Some important services not covered are radio broadcasting and television, medical and health, legal, educational, nonprofit, accounting, and domestic services.

This coverage is similar to that of the 1939 Business Census. However, "custom trades" and "services incidental to transportation," which are no longer included in the standard classification of the service trades, are not covered by the 1948 Census. In a number of localities, these exclusions as well as other changes in the standard classification may have a considerable effect in comparing

1948 with 1939 data, particularly with respect to establishment count.

Establishment definition.—For Census purposes, a business establishment is defined to include only enterprises conducted from a recognizable place of business, provided that the annual sales were in excess of \$5,000 for a wholesale trade establishment and \$500 for establishments in other trades. A detailed analysis of coverage will be provided in future Census of Business publications.

"Number of establishments" is the number of separate business locations, rather than the number of business companies or organizations, since the Census figures represent information reported separately for each business location or establishment. The establishment count reflects the number of places in business at the end of 1948 excluding administrative and executive offices of multiunit organizations, and "chain store" warehouses.

Sales and receipts.—"1948 sales and receipts" represents sales of merchandise and receipts from repairs and other services to customers. The figures reflect deductions for returned goods and allowances, but not for trade-in allowances; they exclude sales and excise taxes collected from customers and paid directly to any taxing agency.

Proprietors.—"Active proprietors..." represents owners and partners of unincorporated businesses who devoted the major portion of their time to the business in November 1948.

Employment.—"Number of paid employees..." represents all employees on the pay roll for the pay period ending nearest November 15, 1948. "Full workweek" employees, whether regular or seasonal, are those who in the November 15 pay period were paid for working at least the number of hours typically worked in a week by employees of the reporting establishment.

1948 CENSUS OF BUSINESS

RETAIL, WHOLESALE, SERVICE TRADES

U. S. DEPARTMENT OF COMMERCE
BUREAU OF THE CENSUS

PRELIMINARY

For Release April 17, 1950

Release Series BC-1P-15-103

WILSON COUNTY, KANS.

Retail, wholesale, and service establishments located in Wilson County, Kansas, showed a substantial expansion in dollar volume of trade from 1939 to 1948 according to preliminary figures from the 1948 Census of Business released today by the Bureau of the Census, U. S. Department of Commerce.

Retail sales in the county during 1948 aggregated \$10.3 million, an increase of 212 percent over the \$3.3 million in 1939, when the preceding Census of Business was taken. Wholesale sales in the county reached a total of \$3.6 million in 1948 as compared with \$1.0 million in 1939. The service trades included in the Census of Business recorded receipts totaling \$381,000 in 1948 compared with \$170,000 in 1939.

Employment in the county also rose over the 9-year period between 1939 and 1948 for the above trades. Establishments in these trades reported a combined total of 582 paid employees for the workweek ended nearest November 15, 1948. This compared with a total of 420 employees reported for the week of November 15, 1939.

These preliminary figures have been derived from a Census report on Wilson County, Kansas, which also includes data for the cities of Fredonia and Neodesha. Final figures, superseding the preliminary data for Wilson County, will be included in a Bulletin for the State of Kansas to be issued in several months. Similar data will be made available this year in preliminary and final form for each of the counties and States. A single copy of the preliminary release for Wilson County as well as an order blank for other area releases may be obtained by writing to the Bureau of the Census, Washington 25, D. C.

Table 1.—CENSUS OF BUSINESS PRELIMINARY RESULTS FOR 1948, BY TRADE GROUP

WILSON COUNTY, KANS.

Trade group and kind of business	Number of establishments	1948 sales and receipts (Thousand dollars)	Active proprietors of unincorporated businesses Nov. 1948	Paid employees, workweek ended nearest Nov. 15, 1948	
				Total employees ¹	Full workweek employees
RETAIL TRADE, total.....	226	10,258	252	491	367
Food group.....	39	2,484	43	92	64
Eating and drinking places.....	31	513	33	92	64
General merchandise grp, general stores	7	473	6	37	26
Apparel group.....	12	416	15	20	12
Furniture-home furnishgs-appliance grp	15	472	17	25	18
Automotive group.....	20	2,639	23	80	80
Gasoline service stations.....	44	748	49	28	24
Lumber-building-hardware group.....	27	1,357	33	56	45
Drug and proprietary stores.....	8	238	8	32	18
All other retail stores.....	23	918	25	29	16
WHOLESALE TRADE, total.....	31	3,553	28	40	x
Merchant wholesalers.....	5	250	5	10	x
Other types of wholesale.....	26	3,303	23	30	x
SELECTED SERVICE TRADES, ² /total.....	61	381	65	51	45
Personal services.....	38	221	41	36	31
All other service trades.....	23	160	24	15	14

x Not available.

¹/ Includes employees paid for less than the full workweek.

²/ See General Description on last page for changes from the 1939 Census of Business in the coverage of Service Trades.

Table 2.—CENSUS OF BUSINESS PRELIMINARY RESULTS FOR 1948 FOR CITIES OF 2,500 INHABITANTS OR MORE

WILSON COUNTY, KANS.

(Data omitted for trade groups where necessary to avoid disclosure)

City and trade group ¹	Number of establishments	1948 sales and receipts (Thousand dollars)	Active proprietors of unincorporated businesses Nov. 1948	Paid employees, workweek ended nearest Nov. 15, 1948	
				Total employees ²	Full workweek employees
Fredonia:					
Retail trade.....	91	5,442	109	250	180
Selected service trades.....	26	203	29	27	23
Neodesha:					
Retail trade.....	75	3,887	76	208	163
Selected service trades.....	21	155	22	22	20
Remainder of county:					
Retail trade.....	60	929	67	33	24
Selected service trades.....	14	23	14	2	2

1/ See General Description on this page for changes from the 1939 Census of Business in the coverage of Service Trades.

2/ Includes employees paid for less than the full workweek.

GENERAL DESCRIPTION OF PRELIMINARY RELEASES FOR THE 1948 CENSUS OF BUSINESS

This series of releases, of which one is planned for each county in the United States, presents preliminary results of the 1948 Census of Business. The information is based on reports submitted by business establishments for that Census. The figures shown are preliminary, and are subject to revision in the final Census publications, but the changes are expected to be relatively minor with respect to coverage. The final Census figures will be issued in a series of Business Census bulletins which will show additional detailed kind-of-business information for all places where there are a sufficient number of establishments.

The 1948 Census of Business was taken under the provision of the Act of June 19, 1948, which provides that the Business Census be taken for 1948 and for each fifth year thereafter. Previous Business Censuses were taken for the years 1929, 1933, 1935, and 1939.

Scope of the Census.—The 1948 Census of Business covered all establishments in the following trades, as defined by the Standard Industrial Classification Manual, May 1949 issue, of the Executive Office of the President: all retail trades; all wholesale trades; all service trades in the following four groups—personal services, business services, automobile repairs and services, and miscellaneous repair services; hotels; tourist courts and camps; and amusements, including motion picture theaters. Some important services not covered are radio broadcasting and television, medical and health, legal, educational, nonprofit, accounting, and domestic services.

This coverage is similar to that of the 1939 Business Census. However, "custom trades" and "services incidental to transportation," which are no longer included in the standard classification of the service trades, are not covered by the 1948 Census. In a number of localities, these exclusions as well as other changes in the standard classification may have

a considerable effect in comparing 1948 with 1939 data, particularly with respect to establishment count.

Establishment definition.—For Census purposes, a business establishment is defined to include only enterprises conducted from a recognizable place of business, provided that the annual sales were in excess of \$5,000 for a wholesale trade establishment and \$500 for establishments in other trades. A detailed analysis of coverage will be provided in future Census of Business publications.

"Number of establishments" is the number of separate business locations, rather than the number of business companies or organizations, since the Census figures represent information reported separately for each business location or establishment. The establishment count reflects the number of places in business at the end of 1948 excluding administrative and executive offices of multiunit organizations, and "chain store" warehouses.

Sales and receipts.—"1948 sales and receipts" represents sales of merchandise and receipts from repairs and other services to customers. The figures reflect deductions for returned goods and allowances, but not for trade-in allowances; they exclude sales and excise taxes collected from customers and paid directly to any taxing agency.

Proprietors.—"Active proprietors..." represents owners and partners of unincorporated businesses who devoted the major portion of their time to the business in November 1948.

Employment.—"Number of paid employees..." represents all employees on the pay roll for the pay period ending nearest November 15, 1948. "Full workweek" employees, whether regular or seasonal, are those who in the November 15 pay period were paid for working at least the number of hours typically worked in a week by employees of the reporting establishment.

1948 CENSUS OF BUSINESS

RETAIL, WHOLESALE, SERVICE TRADES

U. S. DEPARTMENT OF COMMERCE
BUREAU OF THE CENSUS

PRELIMINARY

For Release May 15, 1950

Release Series BC-1P-15-104

WOODSON COUNTY, KANS.

Retail, wholesale, and service establishments located in Woodson County, Kansas, showed a substantial expansion in dollar volume of trade from 1939 to 1948 according to preliminary figures from the 1948 Census of Business released today by the Bureau of the Census, U. S. Department of Commerce.

Retail sales in the county during 1948 aggregated \$4.5 million, an increase of 246 percent over the \$1.3 million in 1939, when the preceding Census of Business was taken. Wholesale sales in the county reached a total of \$2.3 million in 1948 as compared with \$0.6 million in 1939. The service trades included in the Census of Business recorded receipts totaling \$113,000 in 1948 compared with \$86,000 in 1939.

Employment in the county also rose over the 9-year period between 1939 and 1948 for the above trades. Establishments in these trades reported a combined total of 259 paid employees for the workweek ended nearest November 15, 1948. This compared with a total of 190 employees reported for the week of November 15, 1939.

These preliminary figures have been derived from a Census report on Woodson County, Kansas. Final figures, superseding the preliminary data for Woodson County, will be included in a Bulletin for the State of Kansas to be issued in several months. Similar data will be made available this year in preliminary and final form for each of the counties and States. A single copy of the preliminary release for Woodson County as well as an order blank for other area releases may be obtained by writing to the Bureau of the Census, Washington 25, D. C.

Table 1.—CENSUS OF BUSINESS PRELIMINARY RESULTS FOR 1948, BY TRADE GROUP

WOODSON COUNTY, KANS.

Trade group and kind of business	Number of establishments	1948 sales and receipts (Thousand dollars)	Active proprietors of unincorporated businesses Nov. 1948	Paid employees, workweek ended nearest Nov. 15, 1948	
				Total employees ¹	Full workweek employees
RETAIL TRADE, total.....	121	4,463	128	214	150
Food group.....	22	1,066	23	40	31
Eating and drinking places.....	16	241	18	49	35
Gasoline service stations.....	15	331	14	10	5
All other retail stores.....	68	2,825	73	115	79
WHOLESALE TRADE.....	20	2,322	18	27	x
SELECTED SERVICE TRADES, ² /total.....	30	113	33	18	9
Personal services.....	16	45	18	4	1
All other service trades.....	14	68	15	14	8

x Not available.

¹/ Includes employees paid for less than the full workweek.

²/ See General Description on last page for changes from the 1939 Census of Business in the coverage of Service Trades.

GENERAL DESCRIPTION OF PRELIMINARY RELEASES FOR THE 1948 CENSUS OF BUSINESS

This series of releases, of which one is planned for each county in the United States, presents preliminary results of the 1948 Census of Business. The information is based on reports submitted by business establishments for that Census. The figures shown are preliminary, and are subject to revision in the final Census publications, but the changes are expected to be relatively minor with respect to coverage. The final Census figures will be issued in a series of Business Census bulletins which will show additional detailed kind-of-business information for all places where there are a sufficient number of establishments.

The 1948 Census of Business was taken under the provision of the Act of June 19, 1948, which provides that the Business Census be taken for 1948 and for each fifth year thereafter. Previous Business Censuses were taken for the years 1929, 1933, 1935, and 1939.

Scope of the Census.—The 1948 Census of Business covered all establishments in the following trades, as defined by the Standard Industrial Classification Manual, May 1949 issue, of the Executive Office of the President: all retail trades; all wholesale trades; all service trades in the following four groups—personal services, business services, automobile repairs and services, and miscellaneous repair services; hotels; tourist courts and camps; and amusements, including motion picture theaters. Some important services not covered are radio broadcasting and television, medical and health, legal, educational, nonprofit, accounting, and domestic services.

This coverage is similar to that of the 1939 Business Census. However, "custom trades" and "services incidental to transportation," which are no longer included in the standard classification of the service trades, are not covered by the 1948 Census. In a number of localities, these exclusions as well as other changes in the standard classification may have a considerable effect in comparing

1948 with 1939 data, particularly with respect to establishment count.

Establishment definition.—For Census purposes, a business establishment is defined to include only enterprises conducted from a recognizable place of business, provided that the annual sales were in excess of \$5,000 for a wholesale trade establishment and \$500 for establishments in other trades. A detailed analysis of coverage will be provided in future Census of Business publications.

"Number of establishments" is the number of separate business locations, rather than the number of business companies or organizations, since the Census figures represent information reported separately for each business location or establishment. The establishment count reflects the number of places in business at the end of 1948 excluding administrative and executive offices of multiunit organizations, and "chain store" warehouses.

Sales and receipts.—"1948 sales and receipts" represents sales of merchandise and receipts from repairs and other services to customers. The figures reflect deductions for returned goods and allowances, but not for trade-in allowances; they exclude sales and excise taxes collected from customers and paid directly to any taxing agency.

Proprietors.—"Active proprietors..." represents owners and partners of unincorporated businesses who devoted the major portion of their time to the business in November 1948.

Employment.—"Number of paid employees..." represents all employees on the pay roll for the pay period ending nearest November 15, 1948. "Full workweek" employees, whether regular or seasonal, are those who in the November 15 pay period were paid for working at least the number of hours typically worked in a week by employees of the reporting establishment.

1948 CENSUS OF BUSINESS

RETAIL, WHOLESALE, SERVICE TRADES

U. S. DEPARTMENT OF COMMERCE
BUREAU OF THE CENSUS

PRELIMINARY

For Release May 15, 1950

Release Series BC-1P-15-105

WYANDOTTE COUNTY, KANS.

Retail, wholesale, and service establishments located in Wyandotte County, Kansas, showed a substantial expansion in dollar volume of trade from 1939 to 1948 according to preliminary figures from the 1948 Census of Business released today by the Bureau of the Census, U. S. Department of Commerce.

Retail sales in the county during 1948 aggregated \$108.2 million, an increase of 187 percent over the \$37.7 million sales in 1939, when the preceding Census of Business was taken. Wholesale sales volume in the county showed a 274 percent rise over the same period, reaching a total \$185.3 million in 1948 as compared with \$49.6 million in 1939. The service trades included in the Census of Business reported receipts totaling \$8.0 million in 1948 compared with \$2.3 million in 1939.

Employment in the county also rose over the 9-year period between 1939 and 1948 for the trades covered by the Census of Business. Retail trade establishments reported 5,710 paid employees for the workweek ended nearest November 15, 1948. Of these, 4,491 worked the full week, and the remainder part of the week. The comparable total and full workweek figures for 1939 were 4,190 and 3,237. Wholesale trade establishments reported a total of 2,416 full- and part-week employees for the week of November 15, 1948, compared with 1,631 for the same week in 1939. For the selected service trades, November 15, 1948, paid employees numbered 1,176; the comparable figure for 1939, adjusted for change in scope between the two Censuses, was 754.

These preliminary figures have been derived from a Census report on Wyandotte County, Kansas. The report also contains data for Kansas City.

Final figures, superseding the preliminary data for Wyandotte County, will be included in a Bulletin for the State of Kansas to be issued in several months. Similar data will be made available this year in preliminary and final form for each of the counties and States. A single copy of the preliminary release for Wyandotte County as well as an order blank for other area releases may be obtained by writing to the Bureau of the Census, Washington 25, D. C.

Table 1.—CENSUS OF BUSINESS PRELIMINARY RESULTS FOR 1948, BY TRADE GROUP
WYANDOTTE COUNTY, KANS.

Trade group and kind of business	Number of establishments	1948 sales and receipts (Thousand dollars)	Active proprietors of unincorporated businesses Nov. 1948	Paid employees, workweek ended nearest Nov. 15, 1948	
				Total employees ¹	Full workweek employees
RETAIL TRADE, total.....	1,711	108,174	1,693	5,710	4,491
Food group.....	529	28,392	532	878	611
Eating and drinking places.....	420	7,468	436	1,049	863
General merchandise grp, general stores	57	13,044	39	1,069	738
Apparel group.....	70	6,169	66	373	275
Furniture-home furnishings-appliance grp	59	5,350	61	288	264
Automotive group.....	68	21,378	54	615	590
Gasoline service stations.....	180	6,508	184	278	206
Lumber-building-hardware group.....	79	6,782	70	294	271
Drug and proprietary stores.....	69	5,203	73	413	316
All other retail stores.....	180	7,880	178	453	357
WHOLESALE TRADE, total.....	139	185,302	101	2,416	x
Merchant wholesalers, total.....	93	66,495	71	983	x
Groceries, foods.....	17	9,864	13	299	x
Automotive parts, accessories.....	15	1,483	22	64	x
All other merchant wholesalers.....	61	55,148	36	620	x
Manufact'rs' sales branches, offices..	21	93,472	-	1,106	x
Petroleum bulk plants, terminals.....	18	14,908	23	157	x
Other types of wholesale.....	7	10,427	7	170	x
SELECTED SERVICE TRADES, ^{2/} total.....	552	7,973	573	1,176	1,064
Personal services.....	373	4,072	387	849	757
All other service trades.....	179	3,901	186	327	307
TOURIST COURTS AND CAMPS.....	8	50	10	6	4
AMUSEMENTS.....	53	1,740	45	310	x

x Not available.

^{1/} Includes employees paid for less than the full workweek.

^{2/} See General Description on last page for changes from the 1939 Census of Business in the coverage of Service Trades.

Table 2.—CENSUS OF BUSINESS PRELIMINARY RESULTS FOR 1948 FOR CITIES OF 2,500 INHABITANTS OR MORE

WYANDOTTE COUNTY, KANS.

(Data omitted for trade groups where necessary to avoid disclosure)

City and trade group	Number of establishments	1948 sales and receipts (Thousand dollars)	Active proprietors of unincorporated businesses Nov. 1948	Paid employees, workweek ended nearest Nov. 15, 1948	
				Total employees ¹	Full workweek employees
Kansas City:					
Retail trade.....	1,446	99,115	1,414	5,257	4,168
Wholesale trade.....	125	135,598	89	1,661	x
Selected service trades....	502	6,806	521	1,105	994
Remainder of county:					
Retail trade.....	265	9,059	279	453	323
Wholesale trade.....	14	49,704	12	755	x
Selected service trades....	50	1,167	52	71	70

x Not available.

1/ See General Description on this page for changes from the 1939 Census of Business in the coverage of Service Trades.

GENERAL DESCRIPTION OF PRELIMINARY RELEASES FOR THE 1948 CENSUS OF BUSINESS

This series of releases, of which one is planned for each county in the United States, presents preliminary results of the 1948 Census of Business. The information is based on reports submitted by business establishments for that Census. The figures shown are preliminary, and are subject to revision in the final Census publications, but the changes are expected to be relatively minor with respect to coverage. The final Census figures will be issued in a series of Business Census bulletins which will show additional detailed kind-of-business information for all places where there are a sufficient number of establishments.

The 1948 Census of Business was taken under the provision of the Act of June 19, 1948, which provides that the Business Census be taken for 1948 and for each fifth year thereafter. Previous Business Censuses were taken for the years 1929, 1933, 1935, and 1939.

Scope of the Census.—The 1948 Census of Business covered all establishments in the following trades, as defined by the Standard Industrial Classification Manual, May 1949 issue, of the Executive Office of the President: all retail trades; all wholesale trades; all service trades in the following four groups—personal services, business services, automobile repairs and services, and miscellaneous repair services; hotels; tourist courts and camps; and amusements, including motion picture theaters. Some important services not covered are radio broadcasting and television, medical and health, legal, educational, nonprofit, accounting, and domestic services.

This coverage is similar to that of the 1939 Business Census. However, "custom trades" and "services incidental to transportation," which are no longer included in the standard classification of the service trades, are not covered by the 1948 Census. In a number of localities, these exclusions as well as

other changes in the standard classification may have a considerable effect in comparing 1948 with 1939 data, particularly with respect to establishment count.

Establishment definition.—For Census purposes, a business establishment is defined to include only enterprises conducted from a recognizable place of business, provided that the annual sales were in excess of \$5,000 for a wholesale trade establishment and \$500 for establishments in other trades. A detailed analysis of coverage will be provided in future Census of Business publications.

"Number of establishments" is the number of separate business locations, rather than the number of business companies or organizations, since the Census figures represent information reported separately for each business location or establishment. The establishment count reflects the number of places in business at the end of 1948 excluding administrative and executive offices of multiunit organizations, and "chain store" warehouses.

Sales and receipts.—"1948 sales and receipts" represents sales of merchandise and receipts from repairs and other services to customers. The figures reflect deductions for returned goods and allowances, but not for trade-in allowances; they exclude sales and excise taxes collected from customers and paid directly to any taxing agency.

Proprietors.—"Active proprietors..." represents owners and partners of unincorporated businesses who devoted the major portion of their time to the business in November 1948.

Employment.—"Number of paid employees..." represents all employees on the pay roll for the pay period ending nearest November 15, 1948. "Full workweek" employees, whether regular or seasonal, are those who in the November 15 pay period were paid for working at least the number of hours typically worked in a week by employees of the reporting establishment.



KENTUCKY

counties

KENTUCKY

- | | |
|------------------|----------------|
| 1. Adair | 41. Grant |
| 2. Allen | 42. Graves |
| 3. Anderson | 43. Grayson |
| 4. Ballard | 44. Green |
| 5. Barren | 45. Greenup |
| 6. Bath | 46. Hancock |
| 7. Bell | 47. Hardin |
| 8. Boone | 48. Harlan |
| 9. Bourbon | 49. Harrison |
| 10. Boyd | 50. Hart |
| 11. Boyle | 51. Henderson |
| 12. Bracken | 52. Henry |
| 13. Breathitt | 53. Hickman |
| 14. Breckinridge | 54. Hopkins |
| 15. Bullitt | 55. Jackson |
| 16. Butler | 56. Jefferson |
| 17. Caldwell | 57. Jessamine |
| 18. Calloway | 58. Johnson |
| 19. Campbell | 59. Kenton |
| 20. Carlisle | 60. Knott |
| 21. Carroll | 61. Knox |
| 22. Carter | 62. Larue |
| 23. Casey | 63. Laurel |
| 24. Christian | 64. Lawrence |
| 25. Clark | 65. Lee |
| 26. Clay | 66. Leslie |
| 27. Clinton | 67. Letcher |
| 28. Crittenden | 68. Lewis |
| 29. Cumberland | 69. Lincoln |
| 30. Daviess | 70. Livingston |
| 31. Edmonson | 71. Logan |
| 32. Elliott | 72. Lyon |
| 33. Estill | 73. McCracken |
| 34. Fayette | 74. McCreary |
| 35. Fleming | 75. McLean |
| 36. Floyd | 76. Madison |
| 37. Franklin | 77. Magoffin |
| 38. Fulton | 78. Marion |
| 39. Gallatin | 79. Marshall |
| 40. Garrard | 80. Martin |

KENTUCKY -----cont 'd

81. Mason
82. Meade
83. Menifee
84. Mercer
85. Metcalfe
86. Monroe
87. Montgomery
88. Morgan
89. Muhlenberg
90. Nelson
91. Nicholas
92. Ohio
93. Oldham
94. Owen
95. Owsley
96. Pendleton
97. Perry
98. Pike
99. Powell
100. Pulaski
101. Robertson
102. Rockcastle
103. Rowan
104. Russell
105. Scott
106. Shelby
107. Simpson
108. Spencer
109. Taylor
110. Todd
111. Trigg
112. Trimble
113. Union
114. Warren
115. Washington
116. Wayne
117. Webster
118. Whitley
119. Wolfe
120. Woodford

1948 CENSUS OF BUSINESS

RETAIL, WHOLESALE, SERVICE TRADES

U. S. DEPARTMENT OF COMMERCE
BUREAU OF THE CENSUS

PRELIMINARY

For Release May 29, 1950

Release Series BC-1P-16-000

KENTUCKY

Retail, wholesale, and service establishments located in Kentucky showed a substantial expansion in dollar volume of trade from 1939 to 1948 according to preliminary figures from the 1948 Census of Business released today by the Bureau of the Census, U. S. Department of Commerce.

Retail sales in the State during 1948 aggregated \$1,677,500,000, an increase of 223 percent over the \$520,100,000 sales in 1939, when the preceding Census of Business was taken. Wholesale sales volume in the State showed a 284 percent rise over the same period, reaching a total of \$1,784,100,000 in 1948 as compared with \$464,400,000 in 1939. The service trades included in the Census of Business reported receipts totaling \$92,200,000 in 1948 compared with \$30,000,000 in 1939. Hotel receipts moved from \$8,000,000 in 1939 to \$18,800,000 in 1948. Amusement businesses in the State recorded receipts of \$27,100,000 in 1948 compared with \$10,800,000 in 1939.

Employment in the State also rose over the 9-year period between 1939 and 1948 for the trades covered by the Census of Business. Retail trade establishments reported 86,417 paid employees for the workweek ended nearest November 15, 1948. Of these, 70,407 worked the full week, and the remainder part of the week. The comparable total and full workweek figures for 1939 were 57,636 and 46,042. Wholesale trade establishments reported a total of 26,597 full- and part-week employees for the week of November 15, 1948, compared with 17,383 for the same week in 1939. For the selected service trades, November 15, 1948, paid employees numbered 16,382; the comparable figure for 1939, adjusted for change in scope between the two Censuses, was 11,098.

These preliminary figures have been compiled from similar releases being made available for each county in Kentucky. Final figures, superseding the preliminary data for Kentucky, will be included in a State Bulletin to be issued in several months. Similar data will be made available in preliminary and final form for each of the States.

A single copy of the preliminary release for the State of Kentucky as well as an order blank for other area releases may be obtained by writing to the Bureau of the Census, Washington 25, D. C.

Table 1.—CENSUS OF BUSINESS PRELIMINARY RESULTS FOR 1948, BY TRADE GROUP

KENTUCKY

Trade group and kind of business	Number of establishments	1948 sales and receipts (Thousand dollars)	Active proprietors of unincorporated businesses Nov. 1948	Paid employees, workweek ended nearest Nov. 15, 1948	
				Total employees ¹	Full workweek employees
RETAIL TRADE, total.....	29,799	1,677,541	29,901	86,417	70,407
Food group.....	11,793	416,048	11,758	12,478	9,223
Eating and drinking places.....	4,363	112,615	4,610	14,982	12,182
General merchandise grp, general stores	2,522	242,932	2,321	16,651	12,487
Apparel group.....	1,290	112,744	1,210	6,919	5,463
Furniture-home furnishgs-appliance grp	1,170	84,689	1,178	4,361	4,004
Automotive group.....	1,294	280,809	1,271	9,619	9,069
Gasoline service stations.....	2,644	79,091	2,738	3,867	3,083
Lumber-building-hardware group.....	1,463	152,597	1,593	7,220	6,596
Drug and proprietary stores.....	794	58,414	798	4,373	3,317
All other retail stores.....	2,466	137,602	2,424	5,947	4,983
WHOLESALE TRADE, total.....	2,412	1,784,142	1,850	26,597	x
Merchant wholesalers, total.....	1,448	798,989	1,108	18,702	x
Groceries, confectionery, meat.....	240	163,271	203	2,781	x
Farm products, edible.....	206	72,494	222	2,292	x
Tobacco.....	31	22,102	40	205	x
Furniture, home furnishings.....	18	22,644	12	605	x
Automotive supplies.....	175	28,577	98	1,304	x
Electrical merchandise.....	48	31,740	38	689	x
Hardware, plumbing, heating.....	53	94,059	39	2,978	x
Lumber, construction materials.....	64	42,901	36	1,094	x
Mach'y, equip't, industrial supplies	176	60,159	116	1,662	x
All other merchant wholesalers.....	437	261,042	304	5,092	x
Manufact'rs' sales branches, offices..	154	292,875	7	2,492	x
Petroleum bulk plants, terminals.....	425	155,907	378	1,766	x
Agents, brokers, (merchandise).....	266	474,214	257	2,974	x
Assemblers of farm products.....	119	62,157	100	663	x
SELECTED SERVICE TRADES, total.....	6,776	92,232	7,172	16,382	14,826
Personal services.....	4,234	56,584	4,431	12,403	11,250
Business services.....	220	7,435	204	1,054	945
Automotive repairs and services.....	1,380	19,222	1,541	2,006	1,786
Other repairs and services.....	942	8,991	996	919	845
HOTELS.....	302	18,826	277	4,328	3,849
TOURIST COURTS AND CAMPS.....	220	1,944	218	239	208
AMUSEMENTS.....	760	27,073	600	4,217	x

x Not available.

¹/ Includes employees paid for less than the full workweek.

1948 CENSUS OF BUSINESS

RETAIL, WHOLESALE, SERVICE TRADES

U. S. DEPARTMENT OF COMMERCE
BUREAU OF THE CENSUS

PRELIMINARY

For Release April 10, 1950

Release Series BC-1P-16-001

ADAIR COUNTY, KY.

Retail, wholesale, and service establishments located in Adair County, Kentucky, showed a substantial expansion in dollar volume of trade from 1939 to 1948 according to preliminary figures from the 1948 Census of Business released today by the Bureau of the Census, U. S. Department of Commerce.

Retail sales in the county during 1948 aggregated \$4.6 million, an increase of 254 percent over the \$1.3 million in 1939, when the preceding Census of Business was taken. Wholesale sales in the county reached a total of \$2.1 million in 1948 as compared with \$0.5 million in 1939. The service trades included in the Census of Business recorded receipts totaling \$167,000 in 1948 compared with \$45,000 in 1939.

Employment in the county also rose over the 9-year period between 1939 and 1948 for the above trades. Establishments in these trades reported a combined total of 254 paid employees for the workweek ended nearest November 15, 1948. This compared with a total of 101 employees reported for the week of November 15, 1939.

These preliminary figures have been derived from a Census report on Adair County, Kentucky. Final figures, superseding the preliminary data for Adair County, will be included in a Bulletin for the State of Kentucky to be issued in several months. Similar data will be made available this year in preliminary and final form for each of the counties and States. A single copy of the preliminary release for Adair County as well as an order blank for other area releases may be obtained by writing to the Bureau of the Census, Washington 25, D. C.

Table 1.—CENSUS OF BUSINESS PRELIMINARY RESULTS FOR 1948, BY TRADE GROUP

ADAIR COUNTY, KY.

Trade group and kind of business	Number of establishments	1948 sales and receipts (Thousand dollars)	Active proprietors of unincorporated businesses Nov. 1948	Paid employees, workweek ended nearest Nov. 15, 1948	
				Total employees ¹	Full workweek employees
RETAIL TRADE, total.....	165	4,638	164	201	131
Food group.....	44	882	39	25	15
Eating and drinking places.....	9	131	9	21	8
General merchandise grp, general stores.....	58	1,156	59	32	12
Apparel group.....	Included with "All other retail stores"				
Furniture-home furnishings-appliance grp.....	12	304	11	14	8
Automotive group.....	8	729	8	29	28
Gasoline service stations.....	15	260	14	14	9
Lumber-building-hardware group.....	6	672	12	38	31
Drug and proprietary stores.....	Included with "All other retail stores"				
All other retail stores.....	13	504	12	28	20
WHOLESALE TRADE.....	8	2,111	9	32	x
SELECTED SERVICE TRADES, ² /total.....	25	167	32	21	17
Personal services.....	14	138	19	21	17
All other service trades.....	11	29	13	-	-

x Not available.

1/ Includes employees paid for less than the full workweek.

2/ See General Description on this page for changes from the 1939 Census of Business in the coverage of Service Trades.

GENERAL DESCRIPTION OF PRELIMINARY RELEASES FOR THE 1948 CENSUS OF BUSINESS

This series of releases, of which one is planned for each county in the United States, presents preliminary results of the 1948 Census of Business. The information is based on reports submitted by business establishments for that Census. The figures shown are preliminary, and are subject to revision in the final Census publications, but the changes are expected to be relatively minor with respect to coverage. The final Census figures will be issued in a series of Business Census bulletins which will show additional detailed kind-of-business information for all places where there are a sufficient number of establishments.

The 1948 Census of Business was taken under the provision of the Act of June 19, 1948, which provides that the Business Census be taken for 1948 and for each fifth year thereafter. Previous Business Censuses were taken for the years 1929, 1933, 1935, and 1939.

Scope of the Census.—The 1948 Census of Business covered all establishments in the following trades, as defined by the Standard Industrial Classification Manual, May 1949 issue, of the Executive Office of the President: all retail trades; all wholesale trades; all service trades in the following four groups—personal services, business services, automobile repairs and services, and miscellaneous repair services; hotels; tourist courts and camps; and amusements, including motion picture theaters. Some important services not covered are radio broadcasting and television, medical and health, legal, educational, nonprofit, accounting, and domestic services.

This coverage is similar to that of the 1939 Business Census. However, "custom trades" and "services incidental to transportation," which are no longer included in the standard classification of the service trades, are not covered by the 1948 Census. In a number of localities, these exclusions as well as

other changes in the standard classification may have a considerable effect in comparing 1948 with 1939 data, particularly with respect to establishment count.

Establishment definition.—For Census purposes, a business establishment is defined to include only enterprises conducted from a recognizable place of business, provided that the annual sales were in excess of \$5,000 for a wholesale trade establishment and \$500 for establishments in other trades. A detailed analysis of coverage will be provided in future Census of Business publications.

"Number of establishments" is the number of separate business locations, rather than the number of business companies or organizations, since the Census figures represent information reported separately for each business location or establishment. The establishment count reflects the number of places in business at the end of 1948 excluding administrative and executive offices of multiunit organizations, and "chain store" warehouses.

Sales and receipts.—"1948 sales and receipts" represents sales of merchandise and receipts from repairs and other services to customers. The figures reflect deductions for returned goods and allowances, but not for trade-in allowances; they exclude sales and excise taxes collected from customers and paid directly to any taxing agency.

Proprietors.—"Active proprietors..." represents owners and partners of unincorporated businesses who devoted the major portion of their time to the business in November 1948.

Employment.—"Number of paid employees..." represents all employees on the pay roll for the pay period ending nearest November 15, 1948. "Full workweek" employees, whether regular or seasonal, are those who in the November 15 pay period were paid for working at least the number of hours typically worked in a week by employees of the reporting establishment.

1948 CENSUS OF BUSINESS

RETAIL, WHOLESALE, SERVICE TRADES

U. S. DEPARTMENT OF COMMERCE
BUREAU OF THE CENSUS

PRELIMINARY

For Release April 10, 1950

Release Series BC-1P-16-002

ALLEN COUNTY, KY.

Retail, wholesale, and service establishments located in Allen County, Kentucky, showed a substantial expansion in dollar volume of trade from 1939 to 1948 according to preliminary figures from the 1948 Census of Business released today by the Bureau of the Census, U. S. Department of Commerce.

Retail sales in the county during 1948 aggregated \$5.4 million, an increase of 200 percent over the \$1.8 million in 1939, when the preceding Census of Business was taken. Wholesale sales in the county reached a total of \$2.1 million in 1948 as compared with \$0.4 million in 1939. The service trades included in the Census of Business recorded receipts totaling \$173,000 in 1948 compared with \$85,000 in 1939.

Employment in the county also rose over the 9-year period between 1939 and 1948 for the above trades. Establishments in these trades reported a combined total of 344 paid employees for the workweek ended nearest November 15, 1948. This compared with a total of 209 employees reported for the week of November 15, 1939.

These preliminary figures have been derived from a Census report on Allen County, Kentucky. Final figures, superseding the preliminary data for Allen County, will be included in a Bulletin for the State of Kentucky to be issued in several months. Similar data will be made available this year in preliminary and final form for each of the counties and States. A single copy of the preliminary release for Allen County as well as an order blank for other area releases may be obtained by writing to the Bureau of the Census, Washington 25, D. C.

Table 1.—CENSUS OF BUSINESS PRELIMINARY RESULTS FOR 1948, BY TRADE GROUP

ALLEN COUNTY, KY.

Trade group and kind of business	Number of establishments	1948 sales and receipts (Thousand dollars)	Active proprietors of unincorporated businesses Nov. 1948	Paid employees, workweek ended nearest Nov. 15, 1948	
				Total employees ¹	Full workweek employees
RETAIL TRADE, total.....	130	5,421	125	291	244
Food group.....	47	1,186	48	22	15
Eating and drinking places.....	10	157	9	30	24
Gasoline service stations.....	9	228	8	14	11
All other retail stores.....	64	3,850	60	225	194
WHOLESALE TRADE.....	5	2,080	5	30	x
SELECTED SERVICE TRADES, ² /total...	23	173	28	23	20
Personal services.....	13	142	18	20	18
All other service trades.....	10	31	10	3	2

x Not available.

¹/ Includes employees paid for less than the full workweek.

²/ See General Description on last page for changes from the 1939 Census of Business in the coverage of Service Trades.

GENERAL DESCRIPTION OF PRELIMINARY RELEASES FOR THE 1948 CENSUS OF BUSINESS

This series of releases, of which one is planned for each county in the United States, presents preliminary results of the 1948 Census of Business. The information is based on reports submitted by business establishments for that Census. The figures shown are preliminary, and are subject to revision in the final Census publications, but the changes are expected to be relatively minor with respect to coverage. The final Census figures will be issued in a series of Business Census bulletins which will show additional detailed kind-of-business information for all places where there are a sufficient number of establishments.

The 1948 Census of Business was taken under the provision of the Act of June 19, 1948, which provides that the Business Census be taken for 1948 and for each fifth year thereafter. Previous Business Censuses were taken for the years 1929, 1933, 1935, and 1939.

Scope of the Census.--The 1948 Census of Business covered all establishments in the following trades, as defined by the Standard Industrial Classification Manual, May 1949 issue, of the Executive Office of the President: all retail trades; all wholesale trades; all service trades in the following four groups--personal services, business services, automobile repairs and services, and miscellaneous repair services; hotels; tourist courts and camps; and amusements, including motion picture theaters. Some important services not covered are radio broadcasting and television, medical and health, legal, educational, nonprofit, accounting, and domestic services.

This coverage is similar to that of the 1939 Business Census. However, "custom trades" and "services incidental to transportation," which are no longer included in the standard classification of the service trades, are not covered by the 1948 Census. In a number of localities, these exclusions as well as other changes in the standard classification may have a considerable effect in comparing

1948 with 1939 data, particularly with respect to establishment count.

Establishment definition.--For Census purposes, a business establishment is defined to include only enterprises conducted from a recognizable place of business, provided that the annual sales were in excess of \$5,000 for a wholesale trade establishment and \$500 for establishments in other trades. A detailed analysis of coverage will be provided in future Census of Business publications.

"Number of establishments" is the number of separate business locations, rather than the number of business companies or organizations, since the Census figures represent information reported separately for each business location or establishment. The establishment count reflects the number of places in business at the end of 1948 excluding administrative and executive offices of multiunit organizations, and "chain store" warehouses.

Sales and receipts.--"1948 sales and receipts" represents sales of merchandise and receipts from repairs and other services to customers. The figures reflect deductions for returned goods and allowances, but not for trade-in allowances; they exclude sales and excise taxes collected from customers and paid directly to any taxing agency.

Proprietors.--"Active proprietors..." represents owners and partners of unincorporated businesses who devoted the major portion of their time to the business in November 1948.

Employment.--"Number of paid employees..." represents all employees on the pay roll for the pay period ending nearest November 15, 1948. "Full workweek" employees, whether regular or seasonal, are those who in the November 15 pay period were paid for working at least the number of hours typically worked in a week by employees of the reporting establishment.

1948 CENSUS OF BUSINESS

U. S. DEPARTMENT OF COMMERCE
BUREAU OF THE CENSUS

RETAIL, WHOLESALE, SERVICE TRADES

PRELIMINARY

For Release April 26, 1950

Release Series BC-1P-16-003

ANDERSON COUNTY, KY.

Retail and service establishments located in Anderson County, Kentucky, showed a substantial expansion in dollar volume of trade from 1939 to 1948 according to preliminary figures from the 1948 Census of Business released today by the Bureau of the Census, U. S. Department of Commerce.

Retail sales in the county during 1948 aggregated \$5.4 million, an increase of 286 percent over the \$1.4 million in 1939, when the preceding Census of Business was taken. The service trades included in the Census of Business recorded receipts totaling \$252,000 in 1948 compared with \$28,000 in 1939.

Employment in the county also rose over the 9-year period between 1939 and 1948 for the above trades. Establishments in these trades reported a combined total of 241 paid employees for the workweek ended nearest November 15, 1948. This compared with a total of 141 employees reported for the week of November 15, 1939.

These preliminary figures have been derived from a Census report on Anderson County, Kentucky. Final figures, superseding the preliminary data for Anderson County, will be included in a Bulletin for the State of Kentucky to be issued in several months. Similar data will be made available this year in preliminary and final form for each of the counties and States. A single copy of the preliminary release for Anderson County as well as an order blank for other area releases may be obtained by writing to the Bureau of the Census, Washington 25, D. C.

Table 1.—CENSUS OF BUSINESS PRELIMINARY RESULTS FOR 1948, BY TRADE GROUP
ANDERSON COUNTY, KY.

Trade group and kind of business	Number of establishments	1948 sales and receipts (Thousand dollars)	Active proprietors of unincorporated businesses Nov. 1948	Paid employees, workweek ended nearest Nov. 15, 1948	
				Total employees ¹	Full workweek employees
RETAIL TRADE, total.....	109	5,420	120	216	165
Food group.....	27	1,204	31	34	20
Eating and drinking places.....	10	295	17	31	28
Gasoline service stations.....	9	255	11	6	6
All other retail stores.....	63	3,666	61	145	111
SELECTED SERVICE TRADES, ^{2/} total.....	19	252	25	25	24
Personal services.....	6	103	10	14	14
All other service trades.....	13	149	15	11	10

^{1/} Includes employees paid for less than the full workweek.

^{2/} See General Description on last page for changes from the 1939 Census of Business in the coverage of Service Trades

GENERAL DESCRIPTION OF PRELIMINARY RELEASES FOR THE 1948 CENSUS OF BUSINESS

This series of releases, of which one is planned for each county in the United States, presents preliminary results of the 1948 Census of Business. The information is based on reports submitted by business establishments for that Census. The figures shown are preliminary, and are subject to revision in the final Census publications, but the changes are expected to be relatively minor with respect to coverage. The final Census figures will be issued in a series of Business Census bulletins which will show additional detailed kind-of-business information for all places where there are a sufficient number of establishments.

The 1948 Census of Business was taken under the provision of the Act of June 19, 1948, which provides that the Business Census be taken for 1948 and for each fifth year thereafter. Previous Business Censuses were taken for the years 1929, 1933, 1935, and 1939.

Scope of the Census.—The 1948 Census of Business covered all establishments in the following trades, as defined by the Standard Industrial Classification Manual, May 1949 issue, of the Executive Office of the President: all retail trades; all wholesale trades; all service trades in the following four groups—personal services, business services, automobile repairs and services, and miscellaneous repair services; hotels; tourist courts and camps; and amusements, including motion picture theaters. Some important services not covered are radio broadcasting and television, medical and health, legal, educational, nonprofit, accounting, and domestic services.

This coverage is similar to that of the 1939 Business Census. However, "custom trades" and "services incidental to transportation," which are no longer included in the standard classification of the service trades, are not covered by the 1948 Census. In a number of localities, these exclusions as well as other changes in the standard classification may have a considerable effect in comparing

1948 with 1939 data, particularly with respect to establishment count.

Establishment definition.—For Census purposes, a business establishment is defined to include only enterprises conducted from a recognizable place of business, provided that the annual sales were in excess of \$5,000 for a wholesale trade establishment and \$500 for establishments in other trades. A detailed analysis of coverage will be provided in future Census of Business publications.

"Number of establishments" is the number of separate business locations, rather than the number of business companies or organizations, since the Census figures represent information reported separately for each business location or establishment. The establishment count reflects the number of places in business at the end of 1948 excluding administrative and executive offices of multiunit organizations, and "chain store" warehouses.

Sales and receipts.—"1948 sales and receipts" represents sales of merchandise and receipts from repairs and other services to customers. The figures reflect deductions for returned goods and allowances, but not for trade-in allowances; they exclude sales and excise taxes collected from customers and paid directly to any taxing agency.

Proprietors.—"Active proprietors..." represents owners and partners of unincorporated businesses who devoted the major portion of their time to the business in November 1948.

Employment.—"Number of paid employees..." represents all employees on the pay roll for the pay period ending nearest November 15, 1948. "Full workweek" employees, whether regular or seasonal, are those who in the November 15 pay period were paid for working at least the number of hours typically worked in a week by employees of the reporting establishment.

1948 CENSUS OF BUSINESS

U. S. DEPARTMENT OF COMMERCE
BUREAU OF THE CENSUS

RETAIL, WHOLESALE, SERVICE TRADES

PRELIMINARY

For Release April 10, 1950

Release Series BC-1P-16-004

BALLARD COUNTY, KY.

Retail and service establishments located in Ballard County, Kentucky, showed a substantial expansion in dollar volume of trade from 1939 to 1948 according to preliminary figures from the 1948 Census of Business released today by the Bureau of the Census, U. S. Department of Commerce.

Retail sales in the county during 1948 aggregated \$3.2 million, an increase of 255 percent over the \$0.9 million in 1939, when the preceding Census of Business was taken. The service trades included in the Census of Business recorded receipts totaling \$168,000 in 1948 compared with \$54,000 in 1939.

Employment in the county also rose over the 9-year period between 1939 and 1948 for the above trades. Establishments in these trades reported a combined total of 104 paid employees for the workweek ended nearest November 15, 1948. This compared with a total of 75 employees reported for the week of November 15, 1939.

These preliminary figures have been derived from a Census report on Ballard County, Kentucky. Final figures, superseding the preliminary data for Ballard County, will be included in a Bulletin for the State of Kentucky to be issued in several months. Similar data will be made available this year in preliminary and final form for each of the counties and States. A single copy of the preliminary release for Ballard County as well as an order blank for other area releases may be obtained by writing to the Bureau of the Census, Washington 25, D. C.

Table 1.—CENSUS OF BUSINESS PRELIMINARY RESULTS FOR 1948, BY TRADE GROUP
BALLARD COUNTY, KY.

Trade group and kind of business	Number of establishments	1948 sales and receipts (Thousand dollars)	Active proprietors of unincorporated businesses Nov. 1948	Paid employees, workweek ended nearest Nov. 15, 1948	
				Total employees ¹	Full workweek employees
RETAIL TRADE, total.....	122	3,158	136	91	71
Food group.....	49	991	52	24	15
Eating and drinking places.....	16	83	15	10	5
Gasoline service stations.....	17	202	17	6	5
All other retail stores.....	40	1,882	52	51	46
SELECTED SERVICE TRADES, ^{2/} total..	33	168	33	13	13
Personal services.....	14	32	14	4	4
All other service trades.....	19	136	19	9	9
AMUSEMENTS.....	6	40	8	4	x

x Not available.

^{1/} Includes employees paid for less than the full workweek.

^{2/} See General Description on last page for changes from the 1939 Census of Business in the coverage of Service Trades.

GENERAL DESCRIPTION OF PRELIMINARY RELEASES FOR THE 1948 CENSUS OF BUSINESS

This series of releases, of which one is planned for each county in the United States, presents preliminary results of the 1948 Census of Business. The information is based on reports submitted by business establishments for that Census. The figures shown are preliminary, and are subject to revision in the final Census publications, but the changes are expected to be relatively minor with respect to coverage. The final Census figures will be issued in a series of Business Census bulletins which will show additional detailed kind-of-business information for all places where there are a sufficient number of establishments.

The 1948 Census of Business was taken under the provision of the Act of June 19, 1948, which provides that the Business Census be taken for 1948 and for each fifth year thereafter. Previous Business Censuses were taken for the years 1929, 1933, 1935, and 1939.

Scope of the Census.--The 1948 Census of Business covered all establishments in the following trades, as defined by the Standard Industrial Classification Manual, May 1949 issue, of the Executive Office of the President: all retail trades; all wholesale trades; all service trades in the following four groups--personal services, business services, automobile repairs and services, and miscellaneous repair services; hotels; tourist courts and camps; and amusements, including motion picture theaters. Some important services not covered are radio broadcasting and television, medical and health, legal, educational, nonprofit, accounting, and domestic services.

This coverage is similar to that of the 1939 Business Census. However, "custom trades" and "services incidental to transportation," which are no longer included in the standard classification of the service trades, are not covered by the 1948 Census. In a number of localities, these exclusions as well as other changes in the standard classification may have a considerable effect in comparing

1948 with 1939 data, particularly with respect to establishment count.

Establishment definition.--For Census purposes, a business establishment is defined to include only enterprises conducted from a recognizable place of business, provided that the annual sales were in excess of \$5,000 for a wholesale trade establishment and \$500 for establishments in other trades. A detailed analysis of coverage will be provided in future Census of Business publications.

"Number of establishments" is the number of separate business locations, rather than the number of business companies or organizations, since the Census figures represent information reported separately for each business location or establishment. The establishment count reflects the number of places in business at the end of 1948 excluding administrative and executive offices of multiunit organizations, and "chain store" warehouses.

Sales and receipts.--"1948 sales and receipts" represents sales of merchandise and receipts from repairs and other services to customers. The figures reflect deductions for returned goods and allowances, but not for trade-in allowances; they exclude sales and excise taxes collected from customers and paid directly to any taxing agency.

Proprietors.--"Active proprietors..." represents owners and partners of unincorporated businesses who devoted the major portion of their time to the business in November 1948.

Employment.--"Number of paid employees..." represents all employees on the pay roll for the pay period ending nearest November 15, 1948. "Full workweek" employees, whether regular or seasonal, are those who in the November 15 pay period were paid for working at least the number of hours typically worked in a week by employees of the reporting establishment.

1948 CENSUS OF BUSINESS

RETAIL, WHOLESALE, SERVICE TRADES

U. S. DEPARTMENT OF COMMERCE
BUREAU OF THE CENSUS

PRELIMINARY

For Release April 17, 1950

Release Series BC-1P-16-005

BARREN COUNTY, KY.

Retail, wholesales, and service establishments located in Barren County, Kentucky, showed a substantial expansion in dollar volume of trade from 1939 to 1948 according to preliminary figures from the 1948 Census of Business released today by the Bureau of the Census, U. S. Department of Commerce.

Retail sales in the county during 1948 aggregated \$17.1 million, an increase of 249 percent over the \$4.9 million in 1939, when the preceding Census of Business was taken. Wholesales sales in the county reached a total of \$16.8 million in 1948 as compared with \$5.2 million in 1939. The service trades included in the Census of Business recorded receipts totaling \$697,000 in 1948 compared with \$155,000 in 1939.

Employment in the county also rose over the 9-year period between 1939 and 1948 for the above trades. Establishments in these trades reported a combined total of 1,453 paid employees for the workweek ended nearest November 15, 1948. This compared with a total of 842 employees reported for the week of November 15, 1939.

These preliminary figures have been derived from a Census report on Barren County, Kentucky, which also includes data for the city of Glasgow. Final figures, superseding the preliminary data for Barren County, will be included in a Bulletin for the State of Kentucky to be issued in several months. Similar data will be made available this year in preliminary and final form for each of the counties and States. A single copy of the preliminary release for Barren County as well as an order blank for other area releases may be obtained by writing to the Bureau of the Census, Washington 25, D. C.

Table 1.—CENSUS OF BUSINESS PRELIMINARY RESULTS FOR 1948, BY TRADE GROUP

BARREN COUNTY, KY.

Trade group and kind of business	Number of establishments	1948 sales and receipts (Thousand dollars)	Active proprietors of unincorporated businesses Nov. 1948	Paid employees, workweek ended nearest Nov. 15, 1948	
				Total employees ¹	Full workweek employees
RETAIL TRADE, total.....	299	17,098	296	858	649
Food group.....	115	3,438	115	99	64
Eating and drinking places.....	28	390	28	71	55
General merchandise group, general stores	33	2,900	29	243	137
Apparel group.....	7	361	7	22	16
Furniture-home furnishings-appliances group	15	1,157	14	61	57
Automotive group.....	21	3,349	20	121	114
Gasoline service stations.....	32	1,122	32	56	44
Lumber-building-hardware group.....	23	5,020	24	106	105
Drug and proprietary stores.....	7	617	5	44	31
All other retail stores.....	23	744	22	35	26
WHOLESALE TRADE.....	29	16,550	17	486	x
SELECTED SERVICE TRADES, ² /total.....	66	697	75	109	100
Personal services.....	37	418	40	90	83
All other service trades.....	29	279	35	19	17

x Not available.

¹/ Includes employees paid for less than the full workweek.

²/ See General Description on last page for changes from the 1939 Census of Business in the coverage of Service Trades.

Table 2.—CENSUS OF BUSINESS PRELIMINARY RESULTS FOR 1948 FOR CITIES OF 2,500 INHABITANTS OR MORE

BARREN COUNTY, KY.

(Data omitted for trade groups where necessary to avoid disclosure)

City and trade group ¹	Number of establishments	1948 sales and receipts (Thousand dollars)	Active proprietors of unincorporated businesses Nov. 1948	Paid employees, workweek ended nearest Nov. 15, 1948	
				Total employees ²	Full workweek employees
Glasgow:					
Retail trade.....	142	12,964	126	679	506
Selected service trades....	47	561	53	91	82
Remainder of county:					
Retail trade.....	157	4,134	170	179	143
Selected service trades....	19	136	22	18	18

1/ See General Description on this page for changes from the 1939 Census of Business in the coverage of Service Trades.

2/ Includes employees paid for less than the full workweek.

GENERAL DESCRIPTION OF PRELIMINARY RELEASES FOR THE 1948 CENSUS OF BUSINESS

This series of releases, of which one is planned for each county in the United States, presents preliminary results of the 1948 Census of Business. The information is based on reports submitted by business establishments for that Census. The figures shown are preliminary, and are subject to revision in the final Census publications, but the changes are expected to be relatively minor with respect to coverage. The final Census figures will be issued in a series of Business Census bulletins which will show additional detailed kind-of-business information for all places where there are a sufficient number of establishments.

The 1948 Census of Business was taken under the provision of the Act of June 19, 1948, which provides that the Business Census be taken for 1948 and for each fifth year thereafter. Previous Business Censuses were taken for the years 1929, 1933, 1935, and 1939.

Scope of the Census.—The 1948 Census of Business covered all establishments in the following trades, as defined by the Standard Industrial Classification Manual, May 1949 issue, of the Executive Office of the President: all retail trades; all wholesale trades; all service trades in the following four groups—personal services, business services, automobile repairs and services, and miscellaneous repair services; hotels; tourist courts and camps; and amusements, including motion picture theaters. Some important services not covered are radio broadcasting and television, medical and health, legal, educational, nonprofit, accounting, and domestic services.

This coverage is similar to that of the 1939 Business Census. However, "custom trades" and "services incidental to transportation," which are no longer included in the standard classification of the service trades, are not covered by the 1948 Census. In a number of localities, these exclusions as well as

other changes in the standard classification may have a considerable effect in comparing 1948 with 1939 data, particularly with respect to establishment count.

Establishment definition.—For Census purposes, a business establishment is defined to include only enterprises conducted from a recognizable place of business, provided that the annual sales were in excess of \$5,000 for a wholesale trade establishment and \$500 for establishments in other trades. A detailed analysis of coverage will be provided in future Census of Business publications.

"Number of establishments" is the number of separate business locations, rather than the number of business companies or organizations, since the Census figures represent information reported separately for each business location or establishment. The establishment count reflects the number of places in business at the end of 1948 excluding administrative and executive offices of multiunit organizations, and "chain store" warehouses.

Sales and receipts.—"1948 sales and receipts" represents sales of merchandise and receipts from repairs and other services to customers. The figures reflect deductions for returned goods and allowances, but not for trade-in allowances; they exclude sales and excise taxes collected from customers and paid directly to any taxing agency.

Proprietors.—"Active proprietors..." represents owners and partners of unincorporated businesses who devoted the major portion of their time to the business in November 1948.

Employment.—"Number of paid employees..." represents all employees on the pay roll for the pay period ending nearest November 15, 1948. "Full workweek" employees, whether regular or seasonal, are those who in the November 15 pay period were paid for working at least the number of hours typically worked in a week by employees of the reporting establishment.

1948 CENSUS OF BUSINESS

RETAIL, WHOLESALE, SERVICE TRADES

U. S. DEPARTMENT OF COMMERCE
BUREAU OF THE CENSUS

PRELIMINARY

For Release April 10, 1950

Release Series BC-1P-16-006

BATH COUNTY, KY.

Retail and service establishments located in Bath County, Kentucky, showed a substantial expansion in dollar volume of trade from 1939 to 1948 according to preliminary figures from the 1948 Census of Business released today by the Bureau of the Census, U. S. Department of Commerce.

Retail sales in the county during 1948 aggregated \$2.4 million, an increase of 167 percent over the \$0.9 million in 1939, when the preceding Census of Business was taken. The service trades included in the Census of Business recorded receipts totaling \$94,000 in 1948 compared with \$50,000 in 1939.

Employment in the county also rose over the 9-year period between 1939 and 1948 for the above trades. Establishments in these trades reported a combined total of 100 paid employees for the workweek ended nearest November 15, 1948. This compared with a total of 72 employees reported for the week of November 15, 1939.

These preliminary figures have been derived from a Census report on Bath County, Kentucky. Final figures, superseding the preliminary data for Bath County, will be included in a Bulletin for the State of Kentucky to be issued in several months. Similar data will be made available this year in preliminary and final form for each of the counties and States. A single copy of the preliminary release for Bath County as well as an order blank for other area releases may be obtained by writing to the Bureau of the Census, Washington 25, D. C.

Table 1.—CENSUS OF BUSINESS PRELIMINARY RESULTS FOR 1948, BY TRADE GROUP
BATH COUNTY, KY.

Trade group and kind of business	Number of establishments	1948 sales and receipts (Thousand dollars)	Active proprietors of unincorporated businesses Nov. 1948	Paid employees, workweek ended nearest Nov. 15, 1948	
				Total employees ¹	Full workweek employees
RETAIL TRADE, total.....	98	2,393	105	93	67
Food group.....	46	886	44	26	18
Eating and drinking places.....	10	86	12	4	4
Gasoline service stations.....	12	195	12	6	6
All other retail stores.....	30	1,226	37	57	39
SELECTED SERVICE TRADES, ^{2/} total.	20	94	27	7	5
Personal services.....	10	37	13	2	-
All other service trades.....	10	57	14	5	5

^{1/} Includes employees paid for less than the full workweek.

^{2/} See General Description on last page for changes from the 1939 Census of Business in the coverage of Service Trades.

GENERAL DESCRIPTION OF PRELIMINARY RELEASES FOR THE 1948 CENSUS OF BUSINESS

This series of releases, of which one is planned for each county in the United States, presents preliminary results of the 1948 Census of Business. The information is based on reports submitted by business establishments for that Census. The figures shown are preliminary, and are subject to revision in the final Census publications, but the changes are expected to be relatively minor with respect to coverage. The final Census figures will be issued in a series of Business Census bulletins which will show additional detailed kind-of-business information for all places where there are a sufficient number of establishments.

The 1948 Census of Business was taken under the provision of the Act of June 19, 1948, which provides that the Business Census be taken for 1948 and for each fifth year thereafter. Previous Business Censuses were taken for the years 1929, 1933, 1935, and 1939.

Scope of the Census.--The 1948 Census of Business covered all establishments in the following trades, as defined by the Standard Industrial Classification Manual, May 1949 issue, of the Executive Office of the President: all retail trades; all wholesale trades; all service trades in the following four groups--personal services, business services, automobile repairs and services, and miscellaneous repair services; hotels; tourist courts and camps; and amusements, including motion picture theaters. Some important services not covered are radio broadcasting and television, medical and health, legal, educational, nonprofit, accounting, and domestic services.

This coverage is similar to that of the 1939 Business Census. However, "custom trades" and "services incidental to transportation," which are no longer included in the standard classification of the service trades, are not covered by the 1948 Census. In a number of localities, these exclusions as well as other changes in the standard classification may have a considerable effect in comparing

1948 with 1939 data, particularly with respect to establishment count.

Establishment definition.--For Census purposes, a business establishment is defined to include only enterprises conducted from a recognizable place of business, provided that the annual sales were in excess of \$5,000 for a wholesale trade establishment and \$500 for establishments in other trades. A detailed analysis of coverage will be provided in future Census of Business publications.

"Number of establishments" is the number of separate business locations, rather than the number of business companies or organizations, since the Census figures represent information reported separately for each business location or establishment. The establishment count reflects the number of places in business at the end of 1948 excluding administrative and executive offices of multiunit organizations, and "chain store" warehouses.

Sales and receipts.--"1948 sales and receipts" represents sales of merchandise and receipts from repairs and other services to customers. The figures reflect deductions for returned goods and allowances, but not for trade-in allowances; they exclude sales and excise taxes collected from customers and paid directly to any taxing agency.

Proprietors.--"Active proprietors..." represents owners and partners of unincorporated businesses who devoted the major portion of their time to the business in November 1948.

Employment.--"Number of paid employees..." represents all employees on the pay roll for the pay period ending nearest November 15, 1948. "Full workweek" employees, whether regular or seasonal, are those who in the November 15 pay period were paid for working at least the number of hours typically worked in a week by employees of the reporting establishment.

1948 CENSUS OF BUSINESS

U. S. DEPARTMENT OF COMMERCE
BUREAU OF THE CENSUS

RETAIL, WHOLESALE, SERVICE TRADES

PRELIMINARY

For Release April 17, 1950

Release Series EC-1P-16-007

BELL COUNTY, KY.

Retail, wholesale, and service establishments located in Bell County, Kentucky, showed a substantial expansion in dollar volume of trade from 1939 to 1948 according to preliminary figures from the 1948 Census of Business released today by the Bureau of the Census, U. S. Department of Commerce.

Retail sales in the county during 1948 aggregated \$26.5 million, an increase of 273 percent over the \$7.1 million in 1939, when the preceding Census of Business was taken. Wholesale sales in the county reached a total of \$9.5 million in 1948 as compared with \$5.9 million in 1939. The service trades included in the Census of Business recorded receipts totaling \$1.3 million in 1948 compared with \$0.3 million in 1939.

Employment in the county also rose over the 9-year period between 1939 and 1948 for the above trades. Establishments in these trades reported a combined total of 1,796 paid employees for the workweek ended nearest November 15, 1948. This compared with a total of 1,018 employees reported for the week of November 15, 1939.

These preliminary figures have been derived from a Census report on Bell County, Kentucky, which also includes data for the cities of Middlesborough and Pineville. Final figures, superseding the preliminary data for Bell County, will be included in a Bulletin for the State of Kentucky to be issued in several months. Similar data will be made available this year in preliminary and final form for each of the counties and States. A single copy of the preliminary release for Bell County as well as an order blank for other area releases may be obtained by writing to the Bureau of the Census, Washington 25, D. C.

Table 1.—CENSUS OF BUSINESS PRELIMINARY RESULTS FOR 1948, BY TRADE GROUP
BELL COUNTY, KY.

Trade group and kind of business	Number of establishments	1948 sales and receipts (Thousand dollars)	Active proprietors of unincorporated businesses Nov. 1948	Paid employees, workweek ended nearest Nov. 15, 1948	
				Total employees ¹	Full workweek employees
RETAIL TRADE, total.....	495	26,430	451	1,345	1,078
Food group.....	250	6,355	219	174	128
Eating and drinking places.....	64	1,698	66	206	174
General merchandise grp, general stores	39	4,667	25	324	224
Apparel group.....	21	1,972	23	125	91
Furniture-home furnishings-appliance grp	16	1,307	13	70	60
Automotive group.....	15	3,243	15	139	135
Gasoline service stations.....	27	1,035	28	53	39
Lumber-building-hardware group.....	15	2,863	19	115	106
Drug and proprietary stores.....	5	527	5	36	36
All other retail stores.....	43	2,783	38	103	85
WHOLESALE TRADE, total.....	39	9,516	31	200	x
Merchant wholesalers.....	31	7,770	24	188	x
Other types of wholesalers.....	8	1,746	7	12	x
SELECTED SERVICE TRADES, ^{2/} total.....	105	1,340	112	251	232
Personal services.....	64	928	67	218	202
All other service trades.....	41	412	45	33	30
HOTELS.....	8	429	4	83	75
AMUSEMENTS.....	12	305	13	60	x

x Not available.

1/ Includes employees paid for less than the full workweek.

2/ See General Description on last page for changes from the 1939 Census of Business in the coverage of Service Trades.

Table 2.—CENSUS OF BUSINESS PRELIMINARY RESULTS FOR 1948 FOR CITIES OF 2,500 INHABITANTS OR MORE

BELL COUNTY, KY.

(Data omitted for trade groups where necessary to avoid disclosure)

City and trade group ¹	Number of establishments	1948 sales and receipts (Thousand dollars)	Active proprietors of unincorporated businesses Nov. 1948	Paid employees, workweek ended nearest Nov. 15, 1948	
				Total employees ²	Full workweek employees
Middlesborough:					
Retail trade.....	199	15,782	200	900	719
Wholesale trade.....	32	7,130	24	152	x
Selected service trades....	55	743	57	138	129
Pineville:					
Retail trade.....	94	5,894	88	322	250
Remainder of county: ^{3/}					
Retail trade.....	202	4,774	163	123	109
Wholesale trade.....	7	2,386	7	48	x

x Not available.

^{1/} See General Description on this page for changes from the 1939 Census of Business in the coverage of Service Trades.^{2/} Includes employees paid for less than the full workweek.^{3/} Includes figures for establishments, other than wholesale, not located in cities of 2,500 inhabitants or more, and wholesale establishments not located in cities of 5,000 inhabitants or more.

GENERAL DESCRIPTION OF PRELIMINARY RELEASES FOR THE 1948 CENSUS OF BUSINESS

This series of releases, of which one is planned for each county in the United States, presents preliminary results of the 1948 Census of Business. The information is based on reports submitted by business establishments for that Census. The figures shown are preliminary, and are subject to revision in the final Census publications, but the changes are expected to be relatively minor with respect to coverage. The final Census figures will be issued in a series of Business Census bulletins which will show additional detailed kind-of-business information for all places where there are a sufficient number of establishments.

The 1948 Census of Business was taken under the provision of the Act of June 19, 1948, which provides that the Business Census be taken for 1948 and for each fifth year thereafter. Previous Business Censuses were taken for the years 1929, 1933, 1935, and 1939.

Scope of the Census.—The 1948 Census of Business covered all establishments in the following trades, as defined by the Standard Industrial Classification Manual, May 1949 issue, of the Executive Office of the President: all retail trades; all wholesale trades; all service trades in the following four groups—personal services, business services, automobile repairs and services, and miscellaneous repair services; hotels; tourist courts and camps; and amusements, including motion picture theaters. Some important services not covered are radio broadcasting and television, medical and health, legal, educational, nonprofit, accounting, and domestic services.

This coverage is similar to that of the 1939 Business Census. However, "custom trades" and "services incidental to transportation," which are no longer included in the standard classification of the service trades, are not covered by the 1948 Census. In a number of localities, these exclusions as well as other changes in the standard classification may have

a considerable effect in comparing 1948 with 1939 data, particularly with respect to establishment count.

Establishment definition.—For Census purposes, a business establishment is defined to include only enterprises conducted from a recognizable place of business, provided that the annual sales were in excess of \$5,000 for a wholesale trade establishment and \$500 for establishments in other trades. A detailed analysis of coverage will be provided in future Census of Business publications.

"Number of establishments" is the number of separate business locations, rather than the number of business companies or organizations, since the Census figures represent information reported separately for each business location or establishment. The establishment count reflects the number of places in business at the end of 1948 excluding administrative and executive offices of multiunit organizations, and "chain store" warehouses.

Sales and receipts.—"1948 sales and receipts" represents sales of merchandise and receipts from repairs and other services to customers. The figures reflect deductions for returned goods and allowances, but not for trade-in allowances; they exclude sales and excise taxes collected from customers and paid directly to any taxing agency.

Proprietors.—"Active proprietors..." represents owners and partners of unincorporated businesses who devoted the major portion of their time to the business in November 1948.

Employment.—"Number of paid employees..." represents all employees on the pay roll for the pay period ending nearest November 15, 1948. "Full workweek" employees, whether regular or seasonal, are those who in the November 15 pay period were paid for working at least the number of hours typically worked in a week by employees of the reporting establishment.

1948 CENSUS OF BUSINESS

U. S. DEPARTMENT OF COMMERCE
BUREAU OF THE CENSUS

RETAIL, WHOLESALE, SERVICE TRADES

PRELIMINARY

For Release April 13, 1950

Release Series BC-1P-16-008

BOONE COUNTY, KY.

Retail and service establishments located in Boone County, Kentucky, showed a substantial expansion in dollar volume of trade from 1939 to 1948 according to preliminary figures from the 1948 Census of Business released today by the Bureau of the Census, U. S. Department of Commerce.

Retail sales in the county during 1948 aggregated \$4.6 million, an increase of 318 percent over the \$1.1 million in 1939, when the preceding Census of Business was taken. The service trades included in the Census of Business recorded receipts totaling \$303,000 in 1948 compared with \$48,000 in 1939.

Employment in the county also rose over the 9-year period between 1939 and 1948 for the above trades. Establishments in these trades reported a combined total of 222 paid employees for the workweek ended nearest November 15, 1948. This compared with a total of 80 employees reported for the week of November 15, 1939.

These preliminary figures have been derived from a Census report on Boone County, Kentucky. Final figures, superseding the preliminary data for Boone County, will be included in a Bulletin for the state of Kentucky to be issued in several months. Similar data will be made available this year in preliminary and final form for each of the counties and States. A single copy of the preliminary release for Boone County as well as an order blank for other area releases may be obtained by writing to the Bureau of the Census, Washington 25, D. C.

Table 1.—CENSUS OF BUSINESS PRELIMINARY RESULTS FOR 1948, BY TRADE GROUP

BOONE COUNTY, KY.

Trade group and kind of business	Number of establishments	1948 sales and receipts (Thousand dollars)	Active proprietors of unincorporated businesses Nov. 1948	Paid employees, workweek ended nearest Nov. 15, 1948	
				Total employees ¹	Full workweek employees
RETAIL TRADE, total.....	127	4,627	142	201	156
Food group.....	37	1,227	43	25	13
Eating and drinking places.....	29	695	29	80	65
Gasoline service stations.....	16	460	17	7	6
All other retail stores.....	45	2,245	53	89	72
SELECTED SERVICE TRADES, ^{2/} total.....	23	303	28	21	14
Personal services.....	13	101	14	12	7
All other service trades.....	10	202	14	9	7
TOURIST COURTS AND CAMPS.....	7	50	8	6	5

^{1/} Includes employees paid for less than the full workweek.

^{2/} See General Description on last page for changes from the 1939 Census of Business in the coverage of Service Trades.

GENERAL DESCRIPTION OF PRELIMINARY RELEASES FOR THE 1948 CENSUS OF BUSINESS

This series of releases, of which one is planned for each county in the United States, presents preliminary results of the 1948 Census of Business. The information is based on reports submitted by business establishments for that Census. The figures shown are preliminary, and are subject to revision in the final Census publications, but the changes are expected to be relatively minor with respect to coverage. The final Census figures will be issued in a series of Business Census bulletins which will show additional detailed kind-of-business information for all places where there are a sufficient number of establishments.

The 1948 Census of Business was taken under the provision of the Act of June 19, 1948, which provides that the Business Census be taken for 1948 and for each fifth year thereafter. Previous Business Censuses were taken for the years 1929, 1933, 1935, and 1939.

Scope of the Census.—The 1948 Census of Business covered all establishments in the following trades, as defined by the Standard Industrial Classification Manual, May 1949 issue, of the Executive Office of the President: all retail trades; all wholesale trades; all service trades in the following four groups—personal services, business services, automobile repairs and services, and miscellaneous repair services; hotels; tourist courts and camps; and amusements, including motion picture theaters. Some important services not covered are radio broadcasting and television, medical and health, legal, educational, nonprofit, accounting, and domestic services.

This coverage is similar to that of the 1939 Business Census. However, "custom trades" and "services incidental to transportation," which are no longer included in the standard classification of the service trades, are not covered by the 1948 Census. In a number of localities, these exclusions as well as other changes in the standard classification may have a considerable effect in comparing

1948 with 1939 data, particularly with respect to establishment count.

Establishment definition.—For Census purposes, a business establishment is defined to include only enterprises conducted from a recognizable place of business, provided that the annual sales were in excess of \$5,000 for a wholesale trade establishment and \$500 for establishments in other trades. A detailed analysis of coverage will be provided in future Census of Business publications.

"Number of establishments" is the number of separate business locations, rather than the number of business companies or organizations, since the Census figures represent information reported separately for each business location or establishment. The establishment count reflects the number of places in business at the end of 1948 excluding administrative and executive offices of multiunit organizations, and "chain store" warehouses.

Sales and receipts.—"1948 sales and receipts" represents sales of merchandise and receipts from repairs and other services to customers. The figures reflect deductions for returned goods and allowances, but not for trade-in allowances; they exclude sales and excise taxes collected from customers and paid directly to any taxing agency.

Proprietors.—"Active proprietors..." represents owners and partners of unincorporated businesses who devoted the major portion of their time to the business in November 1948.

Employment.—"Number of paid employees..." represents all employees on the pay roll for the pay period ending nearest November 15, 1948. "Full workweek" employees, whether regular or seasonal, are those who in the November 15 pay period were paid for working at least the number of hours typically worked in a week by employees of the reporting establishment.

1948 CENSUS OF BUSINESS

RETAIL, WHOLESALE, SERVICE TRADES

U. S. DEPARTMENT OF COMMERCE
BUREAU OF THE CENSUS

PRELIMINARY

For Release April 12, 1950

Release Series BC-1P-16-009

BOURBON COUNTY, KY.

Retail, wholesale, and service establishments located in Bourbon County, Kentucky, showed a substantial expansion in dollar volume of trade from 1939 to 1948 according to preliminary figures from the 1948 Census of Business released today by the Bureau of the Census, U. S. Department of Commerce.

Retail sales in the county during 1948 aggregated \$11.8 million, an increase of 258 percent over the \$3.3 million in 1939, when the preceding Census of Business was taken. Wholesale sales in the county reached a total of \$30.2 million in 1948 as compared with \$5.7 million in 1939. The service trades included in the Census of Business recorded receipts totaling \$657,000 in 1948 compared with \$109,000 in 1939.

Employment in the county also rose over the 9-year period between 1939 and 1948 for the above trades. Establishments in these trades reported a combined total of 913 paid employees for the workweek ended nearest November 15, 1948. This compared with a total of 714 employees reported for the week of November 15, 1939.

These preliminary figures have been derived from a Census report on Bourbon County, Kentucky, which also includes data for the city of Paris. Final figures, superseding the preliminary data for Bourbon County, will be included in a Bulletin for the State of Kentucky to be issued in several months. Similar data will be made available this year in preliminary and final form for each of the counties and States. A single copy of the preliminary release for Bourbon County as well as an order blank for other area releases may be obtained by writing to the Bureau of the Census, Washington 25, D. C.

Table 1.—CENSUS OF BUSINESS PRELIMINARY RESULTS FOR 1948, BY TRADE GROUP

BOURBON COUNTY, KY.

Trade group and kind of business	Number of establishments	1948 sales and receipts (Thousand dollars)	Active proprietors of unincorporated businesses Nov. 1948	Paid employees, workweek ended nearest Nov. 15, 1948	
				Total employees ¹	Full workweek employees
RETAIL TRADE, total.....	173	11,809	180	659	523
Food group.....	46	3,177	49	106	62
Eating and drinking places.....	23	435	25	62	48
General merchandise grp, general stores.....	9	991	6	83	47
Apparel group.....	13	424	16	16	12
Furniture-home furnishgs-appliance grp.....	12	591	9	38	32
Automotive group.....	9	1,524	10	67	64
Gasoline service stations.....	22	772	23	19	17
Lumber-building-hardware group.....	11	1,870	12	151	136
Drug and proprietary stores.....	5	328	7	22	18
All other retail stores.....	23	1,697	23	95	87
WHOLESALE TRADE.....	13	30,166	14	122	x
SELECTED SERVICE TRADES, ² /total.....	55	657	61	132	122
Personal services.....	32	396	35	95	90
All other service trades.....	23	261	26	37	32

x Not available.

¹/ Includes employees paid for less than the full workweek.

²/ See General Description on last page for changes from the 1939 Census of Business in the coverage of Service Trades.

Table 2.—CENSUS OF BUSINESS PRELIMINARY RESULTS FOR 1948 FOR CITIES OF 2,500 INHABITANTS OR MORE

BOURBON COUNTY, KY.

(Data omitted for trade groups where necessary to avoid disclosure)

City and trade group ¹	Number of establishments	1948 sales and receipts (Thousand dollars)	Active proprietors of unincorporated businesses Nov. 1948	Paid employees, workweek ended nearest Nov. 15, 1948	
				Total employees ²	Full workweek employees
Paris:					
Retail trade.....	117	10,168	121	608	487
Selected service trades.....	43	623	49	129	119
Remainder of county:					
Retail trade.....	56	1,641	59	51	36
Selected service trades.....	12	34	12	3	3

1/ See General Description on this page for changes from the 1939 Census of Business in the coverage of Service Trades.

2/ Includes employees paid for less than the full workweek.

GENERAL DESCRIPTION OF PRELIMINARY RELEASES FOR THE 1948 CENSUS OF BUSINESS

This series of releases, of which one is planned for each county in the United States, presents preliminary results of the 1948 Census of Business. The information is based on reports submitted by business establishments for that Census. The figures shown are preliminary, and are subject to revision in the final Census publications, but the changes are expected to be relatively minor with respect to coverage. The final Census figures will be issued in a series of Business Census bulletins which will show additional detailed kind-of-business information for all places where there are a sufficient number of establishments.

The 1948 Census of Business was taken under the provision of the Act of June 19, 1948, which provides that the Business Census be taken for 1948 and for each fifth year thereafter. Previous Business Censuses were taken for the years 1929, 1933, 1935, and 1939.

Scope of the Census.—The 1948 Census of Business covered all establishments in the following trades, as defined by the Standard Industrial Classification Manual, May 1949 issue, of the Executive Office of the President: all retail trades; all wholesale trades; all service trades in the following four groups—personal services, business services, automobile repairs and services, and miscellaneous repair services; hotels; tourist courts and camps; and amusements, including motion picture theaters. Some important services not covered are radio broadcasting and television, medical and health, legal, educational, nonprofit, accounting, and domestic services.

This coverage is similar to that of the 1939 Business Census. However, "custom trades" and "services incidental to transportation," which are no longer included in the standard classification of the service trades, are not covered by the 1948 Census. In a number of localities, these exclusions as well as

other changes in the standard classification may have a considerable effect in comparing 1948 with 1939 data, particularly with respect to establishment count.

Establishment definition.—For Census purposes, a business establishment is defined to include only enterprises conducted from a recognizable place of business, provided that the annual sales were in excess of \$5,000 for a wholesale trade establishment and \$500 for establishments in other trades. A detailed analysis of coverage will be provided in future Census of Business publications.

"Number of establishments" is the number of separate business locations, rather than the number of business companies or organizations, since the Census figures represent information reported separately for each business location or establishment. The establishment count reflects the number of places in business at the end of 1948 excluding administrative and executive offices of multiunit organizations, and "chain store" warehouses.

Sales and receipts.—"1948 sales and receipts" represents sales of merchandise and receipts from repairs and other services to customers. The figures reflect deductions for returned goods and allowances, but not for trade-in allowances; they exclude sales and excise taxes collected from customers and paid directly to any taxing agency.

Proprietors.—"Active proprietors..." represents owners and partners of unincorporated businesses who devoted the major portion of their time to the business in November 1948.

Employment.—"Number of paid employees..." represents all employees on the pay roll for the pay period ending nearest November 15, 1948. "Full workweek" employees, whether regular or seasonal, are those who in the November 15 pay period were paid for working at least the number of hours typically worked in a week by employees of the reporting establishment.

1948 CENSUS OF BUSINESS

RETAIL, WHOLESALE, SERVICE TRADES

U. S. DEPARTMENT OF COMMERCE
BUREAU OF THE CENSUS

PRELIMINARY

For Release April 19, 1950

Release Series BC-1P-16-010

BOYD COUNTY, KY.

Retail, wholesale, and service establishments located in Boyd County, Kentucky, showed a substantial expansion in dollar volume of trade from 1939 to 1948 according to preliminary figures from the 1948 Census of Business released today by the Bureau of the Census, U. S. Department of Commerce.

Retail sales in the county during 1948 aggregated \$37.6 million, an increase of 208 percent over the \$12.2 million in 1939, when the preceding Census of Business was taken. Wholesale sales in the county reached a total of \$25.8 million in 1948 as compared with \$15.7 million in 1939. The service trades included in the Census of Business recorded receipts totaling \$2.1 million in 1948 compared with \$0.7 million in 1939.

Employment in the county also rose over the 9-year period between 1939 and 1948 for the above trades. Establishments in these trades reported a combined total of 2,967 paid employees for the workweek ended nearest November 15, 1948. This compared with a total of 2,366 employees reported for the week of November 15, 1939.

These preliminary figures have been derived from a Census report on Boyd County, Kentucky, which also includes data for the cities of Ashland and Catlettsburg. Final figures, superseding the preliminary data for Boyd County, will be included in a Bulletin for the State of Kentucky to be issued in several months. Similar data will be made available this year in preliminary and final form for each of the counties and States. A single copy of the preliminary release for Boyd County as well as an order blank for other area releases may be obtained by writing to the Bureau of the Census, Washington 25, D. C.

Table 1.—CENSUS OF BUSINESS PRELIMINARY RESULTS FOR 1948, BY TRADE GROUP

BOYD COUNTY, KY.

Trade group and kind of business	Number of establishments	1948 sales and receipts (Thousand dollars)	Active proprietors of unincorporated businesses Nov. 1948	Paid employees, workweek ended nearest Nov. 15, 1948	
				Total employees ¹	Full workweek employees
RETAIL TRADE, total.....	517	37,614	492	2,095	1,782
Food group.....	213	10,372	227	269	232
Eating and drinking places.....	64	1,374	63	266	207
General merchandise group, general stores....	19	5,775	11	556	426
Apparel group.....	42	3,851	32	236	204
Furniture-home furnishings-appliance group..	34	2,311	36	109	102
Automotive group.....	24	7,088	12	258	245
Gasoline service stations.....	37	1,071	35	70	60
Lumber-building-hardware group.....	18	2,180	12	107	102
Drug and proprietary stores.....	16	1,279	16	109	102
All other retail stores.....	50	2,313	48	115	102
WHOLESALE TRADE, total.....	54	25,753	33	536	x
Merchant wholesalers.....	44	20,595	29	506	x
Other types of wholesale.....	10	5,158	4	30	x
SELECTED SERVICE TRADES, ^{2/} total.....	140	2,123	146	336	323
Personal services.....	89	1,613	88	273	266
Business services.....	7	39	6	7	7
Automotive repairs and services.....	27	308	33	39	36
Other repair services.....	17	163	19	17	14
AMUSEMENTS.....	17	551	19	96	x

x Not available.

^{1/} Includes employees paid for less than the full workweek.

^{2/} See General Description on last page for changes from the 1939 Census of Business in the coverage of Service Trades.

Table 2.—CENSUS OF BUSINESS PRELIMINARY RESULTS FOR 1948 FOR CITIES OF 2,500 INHABITANTS OR MORE

BOYD COUNTY, KY.

(Data omitted for trade groups where necessary to avoid disclosure)

City and trade group ¹	Number of establishments	1948 sales and receipts (Thousand dollars)	Active proprietors of unincorporated businesses Nov. 1948	Paid employees, workweek ended nearest Nov. 15, 1948	
				Total employees ²	Full workweek employees
Ashland:					
Retail trade.....	374	33,655	346	1,954	1,670
Selected service trades.....	122	1,970	126	319	307
Catlettsburg:					
Retail trade.....	72	2,706	75	120	98
Selected service trades.....	13	119	14	14	13
Remainder of county:					
Retail trade.....	71	1,253	71	21	14
Selected service trades.....	5	34	6	3	3

1/ See General Description on this page for changes from the 1939 Census of Business in the coverage of Service Trades.

2/ Includes employees paid for less than the full workweek.

GENERAL DESCRIPTION OF PRELIMINARY RELEASES FOR THE 1948 CENSUS OF BUSINESS

This series of releases, of which one is planned for each county in the United States, presents preliminary results of the 1948 Census of Business. The information is based on reports submitted by business establishments for that Census. The figures shown are preliminary, and are subject to revision in the final Census publications, but the changes are expected to be relatively minor with respect to coverage. The final Census figures will be issued in a series of Business Census bulletins which will show additional detailed kind-of-business information for all places where there are a sufficient number of establishments.

The 1948 Census of Business was taken under the provision of the Act of June 19, 1948, which provides that the Business Census be taken for 1948 and for each fifth year thereafter. Previous Business Censuses were taken for the years 1929, 1933, 1935, and 1939.

Scope of the Census.—The 1948 Census of Business covered all establishments in the following trades, as defined by the Standard Industrial Classification Manual, May 1949 issue, of the Executive Office of the President: all retail trades; all wholesale trades; all service trades in the following four groups—personal services, business services, automobile repairs and services, and miscellaneous repair services; hotels; tourist courts and camps; and amusements, including motion picture theaters. Some important services not covered are radio broadcasting and television, medical and health, legal, educational, nonprofit, accounting, and domestic services.

This coverage is similar to that of the 1939 Business Census. However, "custom trades" and "services incidental to transportation," which are no longer included in the standard classification of the service trades, are not covered by the 1948 Census. In a number of localities, these exclusions as well as other changes in the standard classification may have

a considerable effect in comparing 1948 with 1939 data, particularly with respect to establishment count.

Establishment definition.—For Census purposes, a business establishment is defined to include only enterprises conducted from a recognizable place of business, provided that the annual sales were in excess of \$5,000 for a wholesale trade establishment and \$500 for establishments in other trades. A detailed analysis of coverage will be provided in future Census of Business publications.

"Number of establishments" is the number of separate business locations, rather than the number of business companies or organizations, since the Census figures represent information reported separately for each business location or establishment. The establishment count reflects the number of places in business at the end of 1948 excluding administrative and executive offices of multiunit organizations, and "chain store" warehouses.

Sales and receipts.—"1948 sales and receipts" represents sales of merchandise and receipts from repairs and other services to customers. The figures reflect deductions for returned goods and allowances, but not for trade-in allowances; they exclude sales and excise taxes collected from customers and paid directly to any taxing agency.

Proprietors.—"Active proprietors..." represents owners and partners of unincorporated businesses who devoted the major portion of their time to the business in November 1948.

Employment.—"Number of paid employees..." represents all employees on the pay roll for the pay period ending nearest November 15, 1948. "Full workweek" employees, whether regular or seasonal, are those who in the November 15 pay period were paid for working at least the number of hours typically worked in a week by employees of the reporting establishment.

1948 CENSUS OF BUSINESS

RETAIL, WHOLESALE, SERVICE TRADES

U. S. DEPARTMENT OF COMMERCE
BUREAU OF THE CENSUS

PRELIMINARY

For Release April 17, 1950

Release Series BC-1P-16-011

BOYLE COUNTY, KY.

Retail, wholesale, and service establishments located in Boyle County, Kentucky, showed a substantial expansion in dollar volume of trade from 1939 to 1948 according to preliminary figures from the 1948 Census of Business released today by the Bureau of the Census, U. S. Department of Commerce.

Retail sales in the county during 1948 aggregated \$17.3 million, an increase of 246 percent over the \$5.0 million in 1939, when the preceding Census of Business was taken. Wholesale sales in the county reached a total of \$22.9 million in 1948 as compared with \$2.0 million in 1939. The service trades included in the Census of Business recorded receipts totaling \$695,000 in 1948 compared with \$286,000 in 1939.

Employment in the county also rose over the 9-year period between 1939 and 1948 for the above trades. Establishments in these trades reported a combined total of 1,391 paid employees for the workweek ended nearest November 15, 1948. This compared with a total of 767 employees reported for the week of November 15, 1939.

These preliminary figures have been derived from a Census report on Boyle County, Kentucky, which also includes data for the city of Danville. Final figures, superseding the preliminary data for Boyle County, will be included in a Bulletin for the State of Kentucky to be issued in several months. Similar data will be made available this year in preliminary and final form for each of the counties and States. A single copy of the preliminary release for Boyle County as well as an order blank for other area releases may be obtained by writing to the Bureau of the Census, Washington 25, D. C.

Table 1.—CENSUS OF BUSINESS PRELIMINARY RESULTS FOR 1948, BY TRADE GROUP
BOYLE COUNTY, KY.

Trade group and kind of business	Number of establishments	1948 sales and receipts (Thousand dollars)	Active proprietors of unincorporated businesses Nov. 1948	Paid employees, workweek ended nearest Nov. 15, 1948	
				Total employees ¹	Full workweek employees
RETAIL TRADE, total.....	177	17,313	166	912	810
Food group.....	55	3,525	52	112	87
Eating and drinking places.....	21	665	28	104	97
General merchandise grp, general stores	12	2,814	8	205	177
Apparel group.....	12	742	9	40	29
Furniture-home furnishgs-appliance grp	9	734	8	41	38
Automotive group.....	15	3,296	12	156	153
Gasoline service stations.....	23	1,349	23	64	57
Lumber-building-hardware group.....	12	2,348	12	60	56
Drug and proprietary stores.....	7	642	5	62	49
All other retail stores.....	11	1,198	9	68	67
WHOLESALE TRADE, total.....	27	22,916	23	306	x
Merchant wholesalers.....	11	2,102	9	62	x
Other types of wholesale.....	16	20,814	14	244	x
SELECTED SERVICE TRADES ² /.....	53	695	58	173	156
AMUSEMENTS.....	7	230	6	31	x

x Not available.

¹/ Includes employees paid for less than the full workweek.

²/ See General Description on last page for changes from the 1939 Census of Business in the coverage of Service Trades.

Table 2.—CENSUS OF BUSINESS PRELIMINARY RESULTS FOR 1948 FOR CITIES OF 2,500 INHABITANTS OR MORE

BOYLE COUNTY, KY.

(Data omitted for trade groups where necessary to avoid disclosure)

City and trade group ¹	Number of establishments	1948 sales and receipts (Thousand dollars)	Active proprietors of unincorporated businesses Nov. 1948	Paid employees, workweek ended nearest Nov. 15, 1948	
				Total employees ²	Full workweek employees
Danville:					
Retail trade.....	108	14,462	94	833	742
Wholesale trade.....	19	21,717	18	283	x
Selected service trades...	43	650	44	168	151
Remainder of county:					
Retail trade.....	69	2,851	72	79	68
Wholesale trade.....	8	1,199	5	23	x
Selected service trades...	10	45	14	5	5

x Not available.

1/ See General Description on this page for changes from the 1939 Census of Business in the coverage of Service Trades.

2/ Includes employees paid for less than the full workweek.

GENERAL DESCRIPTION OF PRELIMINARY RELEASES FOR THE 1948 CENSUS OF BUSINESS

This series of releases, of which one is planned for each county in the United States, presents preliminary results of the 1948 Census of Business. The information is based on reports submitted by business establishments for that Census. The figures shown are preliminary, and are subject to revision in the final Census publications, but the changes are expected to be relatively minor with respect to coverage. The final Census figures will be issued in a series of Business Census bulletins which will show additional detailed kind-of-business information for all places where there are a sufficient number of establishments.

The 1948 Census of Business was taken under the provision of the Act of June 19, 1948, which provides that the Business Census be taken for 1948 and for each fifth year thereafter. Previous Business Censuses were taken for the years 1929, 1933, 1935, and 1939.

Scope of the Census.—The 1948 Census of Business covered all establishments in the following trades, as defined by the Standard Industrial Classification Manual, May 1949 issue, of the Executive Office of the President: all retail trades; all wholesale trades; all service trades in the following four groups—personal services, business services, automobile repairs and services, and miscellaneous repair services; hotels; tourist courts and camps; and amusements, including motion picture theaters. Some important services not covered are radio broadcasting and television, medical and health, legal, educational, nonprofit, accounting, and domestic services.

This coverage is similar to that of the 1939 Business Census. However, "custom trades" and "services incidental to transportation," which are no longer included in the standard classification of the service trades, are not covered by the 1948 Census. In a number of localities, these exclusions as well as other changes in the standard classification may have

a considerable effect in comparing 1948 with 1939 data, particularly with respect to establishment count.

Establishment definition.—For Census purposes, a business establishment is defined to include only enterprises conducted from a recognizable place of business, provided that the annual sales were in excess of \$5,000 for a wholesale trade establishment and \$500 for establishments in other trades. A detailed analysis of coverage will be provided in future Census of Business publications.

"Number of establishments" is the number of separate business locations, rather than the number of business companies or organizations, since the Census figures represent information reported separately for each business location or establishment. The establishment count reflects the number of places in business at the end of 1948 excluding administrative and executive offices of multiunit organizations, and "chain store" warehouses.

Sales and receipts.—"1948 sales and receipts" represents sales of merchandise and receipts from repairs and other services to customers. The figures reflect deductions for returned goods and allowances, but not for trade-in allowances; they exclude sales and excise taxes collected from customers and paid directly to any taxing agency.

Proprietors.—"Active proprietors..." represents owners and partners of unincorporated businesses who devoted the major portion of their time to the business in November 1948.

Employment.—"Number of paid employees..." represents all employees on the pay roll for the pay period ending nearest November 15, 1948. "Full workweek" employees, whether regular or seasonal, are those who in the November 15 pay period were paid for working at least the number of hours typically worked in a week by employees of the reporting establishment.

1948 CENSUS OF BUSINESS

RETAIL, WHOLESALE, SERVICE TRADES

U. S. DEPARTMENT OF COMMERCE
BUREAU OF THE CENSUS

PRELIMINARY

For Release April 13, 1950

Release Series BC-1P-16-012

BRACKEN COUNTY, KY.

Retail and service establishments located in Bracken County, Kentucky, showed a substantial expansion in dollar volume of trade from 1939 to 1948 according to preliminary figures from the 1948 Census of Business released today by the Bureau of the Census, U. S. Department of Commerce.

Retail sales in the county during 1948 aggregated \$3.7 million, an increase of 185 percent over the \$1.3 million in 1939, when the preceding Census of Business was taken. The service trades included in the Census of Business recorded receipts totaling \$123,000 in 1948 compared with \$63,000 in 1939.

Employment in the county also rose over the 9-year period between 1939 and 1948 for the above trades. Establishments in these trades reported a combined total of 160 paid employees for the workweek ended nearest November 15, 1948. This compared with a total of 97 employees reported for the week of November 15, 1939.

These preliminary figures have been derived from a Census report on Bracken County, Kentucky. Final figures, superseding the preliminary data for Bracken County, will be included in a Bulletin for the State of Kentucky to be issued in several months. Similar data will be made available this year in preliminary and final form for each of the counties and States. A single copy of the preliminary release for Bracken County as well as an order blank for other area releases may be obtained by writing to the Bureau of the Census, Washington 25, D. C.

Table 1.—CENSUS OF BUSINESS PRELIMINARY RESULTS FOR 1948, BY TRADE GROUP

BRACKEN COUNTY, KY.

Trade group and kind of business	Number of establishments	1948 sales and receipts (Thousand dollars)	Active proprietors of unincorporated businesses Nov. 1948	Paid employees, workweek ended nearest Nov. 15, 1948	
				Total employees ¹	Full workweek employees
RETAIL TRADE, total.....	113	3,653	116	157	113
Food group.....	34	1,006	33	34	22
Eating and drinking places.....	15	235	17	14	6
Gasoline service stations.....	15	213	16	9	7
All other retail stores.....	49	2,199	50	100	78
SELECTED SERVICE TRADES ^{2/}	20	123	22	3	3

^{1/} Includes employees paid for less than the full workweek.

^{2/} See General Description on last page for changes from the 1939 Census of Business in the coverage of Service Trades.

GENERAL DESCRIPTION OF PRELIMINARY RELEASES FOR THE 1948 CENSUS OF BUSINESS

This series of releases, of which one is planned for each county in the United States, presents preliminary results of the 1948 Census of Business. The information is based on reports submitted by business establishments for that Census. The figures shown are preliminary, and are subject to revision in the final Census publications, but the changes are expected to be relatively minor with respect to coverage. The final Census figures will be issued in a series of Business Census bulletins which will show additional detailed kind-of-business information for all places where there are a sufficient number of establishments.

The 1948 Census of Business was taken under the provision of the Act of June 19, 1948, which provides that the Business Census be taken for 1948 and for each fifth year thereafter. Previous Business Censuses were taken for the years 1929, 1933, 1935, and 1939.

Scope of the Census.—The 1948 Census of Business covered all establishments in the following trades, as defined by the Standard Industrial Classification Manual, May 1949 issue, of the Executive Office of the President: all retail trades; all wholesale trades; all service trades in the following four groups—personal services, business services, automobile repairs and services, and miscellaneous repair services; hotels; tourist courts and camps; and amusements, including motion picture theaters. Some important services not covered are radio broadcasting and television, medical and health, legal, educational, nonprofit, accounting, and domestic services.

This coverage is similar to that of the 1939 Business Census. However, "custom trades" and "services incidental to transportation," which are no longer included in the standard classification of the service trades, are not covered by the 1948 Census. In a number of localities, these exclusions as well as other changes in the standard classification may have a considerable effect in comparing

1948 with 1939 data, particularly with respect to establishment count.

Establishment definition.—For Census purposes, a business establishment is defined to include only enterprises conducted from a recognizable place of business, provided that the annual sales were in excess of \$5,000 for a wholesale trade establishment and \$500 for establishments in other trades. A detailed analysis of coverage will be provided in future Census of Business publications.

"Number of establishments" is the number of separate business locations, rather than the number of business companies or organizations, since the Census figures represent information reported separately for each business location or establishment. The establishment count reflects the number of places in business at the end of 1948 excluding administrative and executive offices of multiunit organizations, and "chain store" warehouses.

Sales and receipts.—"1948 sales and receipts" represents sales of merchandise and receipts from repairs and other services to customers. The figures reflect deductions for returned goods and allowances, but not for trade-in allowances; they exclude sales and excise taxes collected from customers and paid directly to any taxing agency.

Proprietors.—"Active proprietors..." represents owners and partners of unincorporated businesses who devoted the major portion of their time to the business in November 1948.

Employment.—"Number of paid employees..." represents all employees on the pay roll for the pay period ending nearest November 15, 1948. "Full workweek" employees, whether regular or seasonal, are those who in the November 15 pay period were paid for working at least the number of hours typically worked in a week by employees of the reporting establishment.

1948 CENSUS OF BUSINESS

RETAIL, WHOLESALE, SERVICE TRADES

U. S. DEPARTMENT OF COMMERCE
BUREAU OF THE CENSUS

PRELIMINARY

For Release April 13, 1950

Release Series BC-1P-16-013

BREATHITT COUNTY, KY.

Retail and service establishments located in Breathitt County, Kentucky, showed a substantial expansion in dollar volume of trade from 1939 to 1948 according to preliminary figures from the 1948 Census of Business released today by the Bureau of the Census, U. S. Department of Commerce.

Retail sales in the county during 1948 aggregated \$3.0 million, an increase of 233 percent over the \$0.9 million in 1939, when the preceding Census of Business was taken. The service trades included in the Census of Business recorded receipts totaling \$102,000 in 1948 compared with \$35,000 in 1939.

Employment in the county also rose over the 9-year period between 1939 and 1948 for the above trades. Establishments in these trades reported a combined total of 128 paid employees for the workweek ended nearest November 15, 1948. This compared with a total of 47 employees reported for the week of November 15, 1939.

These preliminary figures have been derived from a Census report on Breathitt County, Kentucky. Final figures, superseding the preliminary data for Breathitt County, will be included in a Bulletin for the State of Kentucky to be issued in several months. Similar data will be made available this year in preliminary and final form for each of the counties and States. A single copy of the preliminary release for Breathitt County as well as an order blank for other area releases may be obtained by writing to the Bureau of the Census, Washington 25, D. C.

Table 1.—CENSUS OF BUSINESS PRELIMINARY RESULTS FOR 1948, BY TRADE GROUP

BREATHITT COUNTY, KY.

Trade group and kind of business	Number of establishments	1948 sales and receipts (Thousand dollars)	Active proprietors of unincorporated businesses Nov. 1948	Paid employees, workweek ended nearest Nov. 15, 1948	
				Total employees ¹	Full workweek employees
RETAIL TRADE, total.....	222	3,038	219	120	94
Food group.....	130	1,131	131	19	17
Eating and drinking places.....	16	169	18	32	19
General merchandise grp, general stores.	43	332	41	8	5
Apparel group.....	5	257	5	11	10
Furniture-home furnishgs-appliance grp.	5	178	4	7	5
Automotive group.....	5	386	3	14	14
Gasoline service stations.....	8	271	8	15	15
All other retail stores.....	10	314	9	14	9
SELECTED SERVICE TRADES ^{2/}	19	102	19	8	8

^{1/} Includes employees paid for less than the full workweek.

^{2/} See General Description on last page for changes from the 1939 Census of Business in the coverage of Service Trades.

GENERAL DESCRIPTION OF PRELIMINARY RELEASES FOR THE 1948 CENSUS OF BUSINESS

This series of releases, of which one is planned for each county in the United States, presents preliminary results of the 1948 Census of Business. The information is based on reports submitted by business establishments for that Census. The figures shown are preliminary, and are subject to revision in the final Census publications, but the changes are expected to be relatively minor with respect to coverage. The final Census figures will be issued in a series of Business Census bulletins which will show additional detailed kind-of-business information for all places where there are a sufficient number of establishments.

The 1948 Census of Business was taken under the provision of the Act of June 19, 1948, which provides that the Business Census be taken for 1948 and for each fifth year thereafter. Previous Business Censuses were taken for the years 1929, 1933, 1935, and 1939.

Scope of the Census.—The 1948 Census of Business covered all establishments in the following trades, as defined by the Standard Industrial Classification Manual, May 1949 issue, of the Executive Office of the President: all retail trades; all wholesale trades; all service trades in the following four groups—personal services, business services, automobile repairs and services, and miscellaneous repair services; hotels; tourist courts and camps; and amusements, including motion picture theaters. Some important services not covered are radio broadcasting and television, medical and health, legal, educational, nonprofit, accounting, and domestic services.

This coverage is similar to that of the 1939 Business Census. However, "custom trades" and "services incidental to transportation," which are no longer included in the standard classification of the service trades, are not covered by the 1948 Census. In a number of localities, these exclusions as well as other changes in the standard classification may have a considerable effect in comparing

1948 with 1939 data, particularly with respect to establishment count.

Establishment definition.—For Census purposes, a business establishment is defined to include only enterprises conducted from a recognizable place of business, provided that the annual sales were in excess of \$5,000 for a wholesale trade establishment and \$500 for establishments in other trades. A detailed analysis of coverage will be provided in future Census of Business publications.

"Number of establishments" is the number of separate business locations, rather than the number of business companies or organizations, since the Census figures represent information reported separately for each business location or establishment. The establishment count reflects the number of places in business at the end of 1948 excluding administrative and executive offices of multiunit organizations, and "chain store" warehouses.

Sales and receipts.—"1948 sales and receipts" represents sales of merchandise and receipts from repairs and other services to customers. The figures reflect deductions for returned goods and allowances, but not for trade-in allowances; they exclude sales and excise taxes collected from customers and paid directly to any taxing agency.

Proprietors.—"Active proprietors..." represents owners and partners of unincorporated businesses who devoted the major portion of their time to the business in November 1948.

Employment.—"Number of paid employees..." represents all employees on the pay roll for the pay period ending nearest November 15, 1948. "Full workweek" employees, whether regular or seasonal, are those who in the November 15 pay period were paid for working at least the number of hours typically worked in a week by employees of the reporting establishment.

1948 CENSUS OF BUSINESS

RETAIL, WHOLESALE, SERVICE TRADES

U. S. DEPARTMENT OF COMMERCE
BUREAU OF THE CENSUS

PRELIMINARY

For Release April 10, 1950

Release Series BC-1P-16-014

BRECKINRIDGE COUNTY, KY.

Retail, wholesale, and service establishments located in Breckinridge County, Kentucky, showed a substantial expansion in dollar volume of trade from 1939 to 1948 according to preliminary figures from the 1948 Census of Business released today by the Bureau of the Census, U. S. Department of Commerce.

Retail sales in the county during 1948 aggregated \$4.7 million, an increase of 213 percent over the \$1.5 million in 1939, when the preceding Census of Business was taken. Wholesale sales in the county reached a total of \$832,000 in 1948 as compared with \$181,000 in 1939. The service trades included in the Census of Business recorded receipts totaling \$187,000 in 1948 compared with \$46,000 in 1939.

Employment in the county also rose over the 9-year period between 1939 and 1948 for the above trades. Establishments in these trades reported a combined total of 216 paid employees for the workweek ended nearest November 15, 1948. This compared with a total of 137 employees reported for the week of November 15, 1939.

These preliminary figures have been derived from a Census report on Breckinridge County, Kentucky. Final figures, superseding the preliminary data for Breckinridge County, will be included in a Bulletin for the State of Kentucky to be issued in several months. Similar data will be made available this year in preliminary and final form for each of the counties and States. A single copy of the preliminary release for Breckinridge County as well as an order blank for other area releases may be obtained by writing to the Bureau of the Census, Washington 25, D. C.

49494

Table 1.—CENSUS OF BUSINESS PRELIMINARY RESULTS FOR 1948, BY TRADE GROUP
BRECKINRIDGE COUNTY, KY.

Trade group and kind of business	Number of establishments	1948 sales and receipts (Thousand dollars)	Active proprietors of unincorporated businesses Nov. 1948	Paid employees, workweek ended nearest Nov. 15, 1948	
				Total employees ¹	Full workweek employees
RETAIL TRADE, total.....	155	4,720	147	188	150
Food group.....	67	1,471	62	36	23
Eating and drinking places.....	12	193	12	27	17
General merchandise grp, general stores.....	24	577	22	12	14
Furniture-home furnishings-appliance grp.....	6	282	7	15	13
Gasoline service stations.....	13	299	11	10	8
Lumber-building-hardware group.....	15	872	15	30	23
Drug and proprietary stores.....	5	201	5	12	9
All other retail stores.....	13	825	13	45	43
WHOLESALE TRADE.....	6	832	9	12	x
SELECTED SERVICE TRADES, ^{2/} total.....	30	187	32	16	15
Personal services.....	16	64	18	6	6
All other service trades.....	14	123	14	10	9

x Not available.

1/ Includes employees paid for less than the full workweek.

2/ See General Description on this page for changes from the 1939 Census of Business in the coverage of Service Trades.

GENERAL DESCRIPTION OF PRELIMINARY RELEASES FOR THE 1948 CENSUS OF BUSINESS

This series of releases, of which one is planned for each county in the United States, presents preliminary results of the 1948 Census of Business. The information is based on reports submitted by business establishments for that Census. The figures shown are preliminary, and are subject to revision in the final Census publications, but the changes are expected to be relatively minor with respect to coverage. The final Census figures will be issued in a series of Business Census bulletins which will show additional detailed kind-of-business information for all places where there are a sufficient number of establishments.

The 1948 Census of Business was taken under the provision of the Act of June 19, 1948, which provides that the Business Census be taken for 1948 and for each fifth year thereafter. Previous Business Censuses were taken for the years 1929, 1933, 1935, and 1939.

Scope of the Census.—The 1948 Census of Business covered all establishments in the following trades, as defined by the Standard Industrial Classification Manual, May 1949 issue, of the Executive Office of the President: all retail trades; all wholesale trades; all service trades in the following four groups—personal services, business services, automobile repairs and services, and miscellaneous repair services; hotels; tourist courts and camps; and amusements, including motion picture theaters. Some important services not covered are radio broadcasting and television, medical and health, legal, educational, nonprofit, accounting, and domestic services.

This coverage is similar to that of the 1939 Business Census. However, "custom trades" and "services incidental to transportation," which are no longer included in the standard classification of the service trades, are not covered by the 1948 Census. In a number of localities, these exclusions as well as

other changes in the standard classification may have a considerable effect in comparing 1948 with 1939 data, particularly with respect to establishment count.

Establishment definition.—For Census purposes, a business establishment is defined to include only enterprises conducted from a recognizable place of business, provided that the annual sales were in excess of \$5,000 for a wholesale trade establishment and \$500 for establishments in other trades. A detailed analysis of coverage will be provided in future Censuses of Business publications.

"Number of establishments" is the number of separate business locations, rather than the number of business companies or organizations, since the Census figures represent information reported separately for each business location or establishment. The establishment count reflects the number of places in business at the end of 1948 excluding administrative and executive offices of multinational organizations, and "chain store" warehouses.

Sales and receipts.—"1948 sales and receipts" represents sales of merchandise and receipts from repairs and other services to customers. The figures reflect deductions for returned goods and allowances, but not for trade-in allowances; they exclude sales and excise taxes collected from customers and paid directly to any taxing agency.

Proprietors.—"Active proprietors..." represents owners and partners of unincorporated businesses who devoted the major portion of their time to the business in November 1948.

Employment.—"Number of paid employees..." represents all employees on the pay roll for the pay period ending nearest November 15, 1948. "Full workweek" employees, whether regular or seasonal, are those who in the November 15 pay period were paid for working at least the number of hours typically worked in a week by employees of the reporting establishment.

1948 CENSUS OF BUSINESS

U. S. DEPARTMENT OF COMMERCE
BUREAU OF THE CENSUS

RETAIL, WHOLESALE, SERVICE TRADES

PRELIMINARY

For Release April 10, 1950

Release Series BC-1P-16-015

BULLITT COUNTY, KY.

Retail and service establishments located in Bullitt County, Kentucky, showed a substantial expansion in dollar volume of trade from 1939 to 1948 according to preliminary figures from the 1948 Census of Business released today by the Bureau of the Census, U. S. Department of Commerce.

Retail sales in the county during 1948 aggregated \$3.3 million, an increase of 267 percent over the \$0.9 million in 1939, when the preceding Census of Business was taken. The service trades included in the Census of Business recorded receipts totaling \$136,000 in 1948 compared with \$52,000 in 1939.

Employment in the county also ~~rose over the 9-year period~~ between 1939 and 1948 for the above trades. Establishments in these trades reported a combined total of 137 paid employees for the workweek ended nearest November 15, 1948. This compared with a total of 84 employees reported for the week of November 15, 1939.

These preliminary figures have been derived from a Census report on Bullitt County, Kentucky. Final figures, superseding the preliminary data for Bullitt County, will be included in a Bulletin for the State of Kentucky to be issued in several months. Similar data will be made available this year in preliminary and final form for each of the counties and States. A single copy of the preliminary release for Bullitt County as well as an order blank for other area releases may be obtained by writing to the Bureau of the Census, Washington 25, D. C.

Table 1.—CENSUS OF BUSINESS PRELIMINARY RESULTS FOR 1948, BY TRADE GROUP

BULLITT COUNTY, KY.

Trade group and kind of business	Number of establishments	1948 sales and receipts (Thousand dollars)	Active proprietors of unincorporated businesses Nov. 1948	Paid employees, workweek ended nearest Nov. 15, 1948	
				Total employees ¹	Full workweek employees
RETAIL TRADE, total.....	102	3,277	116	122	79
Food group.....	42	1,057	49	33	18
Eating and drinking places.....	12	184	17	16	4
Gasoline service stations.....	16	382	17	10	6
All other retail stores.....	32	1,654	33	63	51
SELECTED SERVICE TRADES, ^{2/} total..	26	136	30	15	12
Personal services.....	18	97	22	13	10
All other service trades.....	8	39	8	2	2

^{1/} Includes employees paid for less than the full workweek.

^{2/} See General Description on last page for changes from the 1939 Census of Business in the coverage of Service Trades.

GENERAL DESCRIPTION OF PRELIMINARY RELEASES FOR THE 1948 CENSUS OF BUSINESS

This series of releases, of which one is planned for each county in the United States, presents preliminary results of the 1948 Census of Business. The information is based on reports submitted by business establishments for that Census. The figures shown are preliminary, and are subject to revision in the final Census publications, but the changes are expected to be relatively minor with respect to coverage. The final Census figures will be issued in a series of Business Census bulletins which will show additional detailed kind-of-business information for all places where there are a sufficient number of establishments.

The 1948 Census of Business was taken under the provision of the Act of June 19, 1948, which provides that the Business Census be taken for 1948 and for each fifth year thereafter. Previous Business Censuses were taken for the years 1929, 1933, 1935, and 1939.

Scope of the Census.--The 1948 Census of Business covered all establishments in the following trades, as defined by the Standard Industrial Classification Manual, May 1949 issue, of the Executive Office of the President: all retail trades; all wholesale trades; all service trades in the following four groups--personal services, business services, automobile repairs and services, and miscellaneous repair services; hotels; tourist courts and camps; and amusements, including motion picture theaters. Some important services not covered are radio broadcasting and television, medical and health, legal, educational, nonprofit, accounting, and domestic services.

This coverage is similar to that of the 1939 Business Census. However, "custom trades" and "services incidental to transportation," which are no longer included in the standard classification of the service trades, are not covered by the 1948 Census. In a number of localities, these exclusions as well as other changes in the standard classification may have a considerable effect in comparing

1948 with 1939 data, particularly with respect to establishment count.

Establishment definition.--For Census purposes, a business establishment is defined to include only enterprises conducted from a recognizable place of business, provided that the annual sales were in excess of \$5,000 for a wholesale trade establishment and \$500 for establishments in other trades. A detailed analysis of coverage will be provided in future Census of Business publications.

"Number of establishments" is the number of separate business locations, rather than the number of business companies or organizations, since the Census figures represent information reported separately for each business location or establishment. The establishment count reflects the number of places in business at the end of 1948 excluding administrative and executive offices of multiunit organizations, and "chain store" warehouses.

Sales and receipts.--"1948 sales and receipts" represents sales of merchandise and receipts from repairs and other services to customers. The figures reflect deductions for returned goods and allowances, but not for trade-in allowances; they exclude sales and excise taxes collected from customers and paid directly to any taxing agency.

Proprietors.--"Active proprietors..." represents owners and partners of unincorporated businesses who devoted the major portion of their time to the business in November 1948.

Employment.--"Number of paid employees..." represents all employees on the pay roll for the pay period ending nearest November 15, 1948. "Full workweek" employees, whether regular or seasonal, are those who in the November 15 pay period were paid for working at least the number of hours typically worked in a week by employees of the reporting establishment.

1948 CENSUS OF BUSINESS

RETAIL, WHOLESALE, SERVICE TRADES

U. S. DEPARTMENT OF COMMERCE
BUREAU OF THE CENSUS

PRELIMINARY

For Release April 17, 1950

Release Series BC-1P-16-016

BUTLER COUNTY, KY.

Retail establishments located in Butler County, Kentucky, showed a substantial expansion in dollar volume of trade from 1939 to 1948 according to preliminary figures from the 1948 Census of Business released today by the Bureau of the Census, U. S. Department of Commerce.

Retail sales in the county during 1948 aggregated \$1.8 million, an increase of 157 percent over the \$0.7 million in 1939, when the preceding Census of Business was taken.

Employment in the county also rose over the 9-year period between 1939 and 1948 for the above trade. Retail establishments reported a total of 63 paid employees for the workweek ended nearest November 15, 1948. This compared with a total of 43 employees reported for the week of November 15, 1939.

These preliminary figures have been derived from a Census report on Butler County, Kentucky. Final figures, superseding the preliminary data for Butler County, will be included in a Bulletin for the State of Kentucky to be issued in several months. Similar data will be made available this year in preliminary and final form for each of the counties and States. A single copy of the preliminary release for Butler County as well as an order blank for other area releases may be obtained by writing to the Bureau of the Census, Washington 25, D. C.

Table 1.—CENSUS OF BUSINESS PRELIMINARY RESULTS FOR 1948, BY TRADE GROUP
BUTLER COUNTY, KY.

Trade group and kind of business	Number of establishments	1948 sales and receipts (Thousand dollars)	Active proprietors of unincorporated businesses Nov. 1948	Paid employees, workweek ended nearest Nov. 15, 1948	
				Total employees ¹	Full workweek employees
RETAIL TRADE, total.....	134	1,815	142	63	46
Food group.....	94	650	96	15	13
Eating and drinking places.....	6	49	7	5	4
Gasoline service stations.....	9	154	10	10	4
All other retail stores.....	25	962	29	33	25

¹/ Includes employees paid for less than the full workweek.

GENERAL DESCRIPTION OF PRELIMINARY RELEASES FOR THE 1948 CENSUS OF BUSINESS

This series of releases, of which one is planned for each county in the United States, presents preliminary results of the 1948 Census of Business. The information is based on reports submitted by business establishments for that Census. The figures shown are preliminary, and are subject to revision in the final Census publications, but the changes are expected to be relatively minor with respect to coverage. The final Census figures will be issued in a series of Business Census bulletins which will show additional detailed kind-of-business information for all places where there are a sufficient number of establishments.

The 1948 Census of Business was taken under the provision of the Act of June 19, 1948, which provides that the Business Census be taken for 1948 and for each fifth year thereafter. Previous Business Censuses were taken for the years 1929, 1933, 1935, and 1939.

Scope of the Census.—The 1948 Census of Business covered all establishments in the following trades, as defined by the Standard Industrial Classification Manual, May 1949 issue, of the Executive Office of the President: all retail trades; all wholesale trades; all service trades in the following four groups—personal services, business services, automobile repairs and services, and miscellaneous repair services; hotels; tourist courts and camps; and amusements, including motion picture theaters. Some important services not covered are radio broadcasting and television, medical and health, legal, educational, nonprofit, accounting, and domestic services.

This coverage is similar to that of the 1939 Business Census. However, "custom trades" and "services incidental to transportation," which are no longer included in the standard classification of the service trades, are not covered by the 1948 Census. In a number of localities, these exclusions as well as other changes in the standard classification may have a considerable effect in comparing

1948 with 1939 data, particularly with respect to establishment count.

Establishment definition.—For Census purposes, a business establishment is defined to include only enterprises conducted from a recognizable place of business, provided that the annual sales were in excess of \$5,000 for a wholesale trade establishment and \$500 for establishments in other trades. A detailed analysis of coverage will be provided in future Census of Business publications.

"Number of establishments" is the number of separate business locations, rather than the number of business companies or organizations, since the Census figures represent information reported separately for each business location or establishment. The establishment count reflects the number of places in business at the end of 1948 excluding administrative and executive offices of multiunit organizations, and "chain store" warehouses.

Sales and receipts.—"1948 sales and receipts" represents sales of merchandise and receipts from repairs and other services to customers. The figures reflect deductions for returned goods and allowances, but not for trade-in allowances; they exclude sales and excise taxes collected from customers and paid directly to any taxing agency.

Proprietors.—"Active proprietors..." represents owners and partners of unincorporated businesses who devoted the major portion of their time to the business in November 1948.

Employment.—"Number of paid employees..." represents all employees on the pay roll for the pay period ending nearest November 15, 1948. "Full workweek" employees, whether regular or seasonal, are those who in the November 15 pay period were paid for working at least the number of hours typically worked in a week by employees of the reporting establishment.

1948 CENSUS OF BUSINESS

RETAIL, WHOLESALE, SERVICE TRADES

U. S. DEPARTMENT OF COMMERCE
BUREAU OF THE CENSUS

PRELIMINARY

For Release April 12, 1950

Release Series BC-1P-16-017

CALDWELL COUNTY, KY.

Retail, wholesale, and service establishments located in Caldwell County, Kentucky, showed a substantial expansion in dollar volume of trade from 1939 to 1948 according to preliminary figures from the 1948 Census of Business released today by the Bureau of the Census, U. S. Department of Commerce.

Retail sales in the county during 1948 aggregated \$6.8 million, an increase of 209 percent over the \$2.2 million in 1939, when the preceding Census of Business was taken. Wholesale sales in the county reached a total of \$6.0 million in 1948 as compared with \$0.9 million in 1939. The service trades included in the Census of Business recorded receipts totaling \$310,000 in 1948 compared with \$88,000 in 1939.

Employment in the county also rose over the 9-year period between 1939 and 1948 for the above trades. Establishments in these trades reported a combined total of 512 paid employees for the workweek ended nearest November 15, 1948. This compared with a total of 319 employees reported for the week of November 15, 1939.

These preliminary figures have been derived from a Census report on Caldwell County, Kentucky, which also includes data for the city of Princeton. Final figures, superseding the preliminary data for Caldwell County, will be included in a Bulletin for the State of Kentucky to be issued in several months. Similar data will be made available this year in preliminary and final form for each of the counties and States. A single copy of the preliminary release for Caldwell County as well as an order blank for other area releases may be obtained by writing to the Bureau of the Census, Washington 25, D. C.

Table 1.—CENSUS OF BUSINESS PRELIMINARY RESULTS FOR 1948, BY TRADE GROUP
CALDWELL COUNTY, KY.

Trade group and kind of business	Number of establishments	1948 sales and receipts (Thousand dollars)	Active proprietors of unincorporated businesses Nov. 1948	Paid employees, workweek ended nearest Nov. 15, 1948	
				Total employees ¹	Full workweek employees
RETAIL TRADE, total.....	150	6,833	172	376	272
Food group.....	58	1,898	55	61	46
Eating and drinking places.....	15	213	19	46	25
General merchandise grp., general stores.	7	606	6	44	30
Apparel group.....	7	541	10	32	26
Furniture-home furnishgs-appliance grp.	7	295	6	13	10
Automotive group.....	10	731	17	44	38
Gasoline service stations.....	19	427	26	22	15
Lumber-building-hardware group.....	12	1,708	18	83	58
Drug and proprietary stores.....	5	223	6	15	11
All other retail stores.....	10	191	9	16	13
WHOLESALE TRADE.....	11	6,019	9	69	x
SELECTED SERVICE TRADES, ² total.....	33	310	38	67	65
Personal services.....	19	217	22	62	61
All other service trades.....	14	93	16	5	4

x Not available.

¹/ Includes employees paid for less than the full workweek.

²/ See General Description on last page for changes from the 1939 Census of Business in the coverage of Service Trades.

Table 2.—CENSUS OF BUSINESS PRELIMINARY RESULTS FOR 1948 FOR CITIES OF 2,500 INHABITANTS OR MORE

CALDWELL COUNTY, KY.

(Data omitted for trade groups where necessary to avoid disclosure)

City and trade group ¹	Number of establishments	1948 sales and receipts (Thousand dollars)	Active proprietors of unincorporated businesses Nov. 1948	Paid employees, workweek ended nearest Nov. 15, 1948	
				Total employees ²	Full workweek employees
Princeton:					
Retail trade.....	99	5,120	120	299	223
Wholesale trade.....	11	6,019	9	69	x
Selected service trades....	24	251	27	64	62
Remainder of county:					
Retail trade.....	51	1,713	52	77	49
Selected service trades....	9	59	11	3	3

x Not available.

1/ See General Description on this page for changes from the 1939 Census of Business in the coverage of Service Trades.

2/ Includes employees paid for less than the full workweek

GENERAL DESCRIPTION OF PRELIMINARY RELEASES FOR THE 1948 CENSUS OF BUSINESS

This series of releases, of which one is planned for each county in the United States, presents preliminary results of the 1948 Census of Business. The information is based on reports submitted by business establishments for that Census. The figures shown are preliminary, and are subject to revision in the final Census publications, but the changes are expected to be relatively minor with respect to coverage. The final Census figures will be issued in a series of Business Census bulletins which will show additional detailed kind-of-business information for all places where there are a sufficient number of establishments.

The 1948 Census of Business was taken under the provision of the Act of June 19, 1948, which provides that the Business Census be taken for 1948 and for each fifth year thereafter. Previous Business Censuses were taken for the years 1929, 1933, 1935, and 1939.

Scope of the Census.—The 1948 Census of Business covered all establishments in the following trades, as defined by the Standard Industrial Classification Manual, May 1949 issue, of the Executive Office of the President: all retail trades; all wholesale trades; all service trades in the following four groups—personal services, business services, automobile repairs and services, and miscellaneous repair services; hotels; tourist courts and camps; and amusements, including motion picture theaters. Some important services not covered are radio broadcasting and television, medical and health, legal, educational, nonprofit, accounting, and domestic services.

This coverage is similar to that of the 1939 Business Census. However, "custom trades" and "services incidental to transportation," which are no longer included in the standard classification of the service trades, are not covered by the 1948 Census. In a number of localities, these exclusions as well as

other changes in the standard classification may have a considerable effect in comparing 1948 with 1939 data, particularly with respect to establishment count.

Establishment definition.—For Census purposes, a business establishment is defined to include only enterprises conducted from a recognizable place of business, provided that the annual sales were in excess of \$5,000 for a wholesale trade establishment and \$500 for establishments in other trades. A detailed analysis of coverage will be provided in future Census of Business publications.

"Number of establishments" is the number of separate business locations, rather than the number of business companies or organizations, since the Census figures represent information reported separately for each business location or establishment. The establishment count reflects the number of places in business at the end of 1948 excluding administrative and executive offices of multiunit organizations, and "chain store" warehouses.

Sales and receipts.—"1948 sales and receipts" represents sales of merchandise and receipts from repairs and other services to customers. The figures reflect deductions for returned goods and allowances, but not for trade-in allowances; they exclude sales and excise taxes collected from customers and paid directly to any taxing agency.

Proprietors.—"Active proprietors..." represents owners and partners of unincorporated businesses who devoted the major portion of their time to the business in November 1948.

Employment.—"Number of paid employees..." represents all employees on the pay roll for the pay period ending nearest November 15, 1948. "Full workweek" employees, whether regular or seasonal, are those who in the November 15 pay period were paid for working at least the number of hours typically worked in a week by employees of the reporting establishment.

1948 CENSUS OF BUSINESS

U. S. DEPARTMENT OF COMMERCE
BUREAU OF THE CENSUS

RETAIL, WHOLESALE, SERVICE TRADES

PRELIMINARY

For Release April 19, 1950

Release Series BC-1P-16-018

ALLOWAY COUNTY, KY.

Retail, wholesale, and service establishments located in Calloway County, Kentucky, showed a substantial expansion in dollar volume of trade from 1939 to 1948 according to preliminary figures from the 1948 Census of Business released today by the Bureau of the Census, U. S. Department of Commerce.

Retail sales in the county during 1948 aggregated \$11.0 million, an increase of 293 percent over the \$2.8 million in 1939, when the preceding Census of Business was taken. Wholesale sales in the county reached a total of \$8.5 million in 1948 as compared with \$2.7 million in 1939. The service trades included in the Census of Business recorded receipts totaling \$420,000 in 1948 compared with \$186,000 in 1939.

Employment in the county also rose over the 9-year period between 1939 and 1948 for the above trades. Establishments in these trades reported a combined total of 780 paid employees for the workweek ended nearest November 15, 1948. This compared with a total of 404 employees reported for the week of November 15, 1939.

These preliminary figures have been derived from a Census report on Calloway County, Kentucky, which also includes data for the city of Murray. Final figures, superseding the preliminary data for Calloway County, will be included in a Bulletin for the State of Kentucky to be issued in several months. Similar data will be made available this year in preliminary and final form for each of the counties and States. A single copy of the preliminary release for Calloway County as well as an order blank for other area releases may be obtained by writing to the Bureau of the Census, Washington 25, D. C.

Table 1.—CENSUS OF BUSINESS PRELIMINARY RESULTS FOR 1948, BY TRADE GROUP

ALLOWAY COUNTY, KY.

Trade group and kind of business	Number of establishments	1948 sales and receipts (Thousand dollars)	Active proprietors of unincorporated businesses Nov. 1948	Paid employees, workweek ended nearest Nov. 15, 1948	
				Total employees ¹	Full workweek employees
RETAIL TRADE, total.....	234	11,006	242	519	399
Food group.....	97	2,625	88	65	47
Eating and drinking places.....	24	456	30	70	56
General merchandise grp, general stores	19	1,251	17	99	59
Apparel group.....	7	286	11	12	9
Furniture-home furnishgs-appliance grp	9	578	8	28	28
Automotive group.....	14	1,821	14	70	68
Gasoline service stations.....	26	551	27	25	19
Lumber-building-hardware group.....	17	1,864	21	85	62
Drug and proprietary stores.....	5	300	8	18	11
All other retail stores.....	16	1,274	18	47	40
WHOLESALE TRADE, total.....	21	8,482	21	160	x
Merchant wholesalers.....	9	4,113	6	113	x
Other types of wholesale... ..	12	4,369	15	47	x
SELECTED SERVICE TRADES, ² /total.....	55	420	56	101	90
Personal services.....	31	320	31	85	76
All other service trades.....	24	100	25	16	14

x Not available.

¹/ Includes employees paid for less than the full workweek.

²/ See General Description on last page for changes from the 1939 Census of Business in the coverage of Service Trades.

Table 2.—CENSUS OF BUSINESS PRELIMINARY RESULTS FOR 1948 FOR CITIES OF 2,500 INHABITANTS OR MORE

CALLOWAY COUNTY, KY.

(Data omitted for trade groups where necessary to avoid disclosure)

City and trade group ¹	Number of establishments	1948 sales and receipts (Thousand dollars)	Active proprietors of unincorporated businesses Nov. 1948	Paid employees, workweek ended nearest Nov. 15, 1948	
				Total employees ²	Full workweek employees
Murray:					
Retail trade.....	115	8,537	133	458	357
Selected service trades..	28	349	29	84	77
Remainder of county:					
Retail trade.....	119	2,469	109	61	42
Selected service trades..	27	71	27	17	13

1/ See General Description on this page for changes from the 1939 Census of Business in the coverage of Service Trades.

2/ Includes employees paid for less than the full workweek.

GENERAL DESCRIPTION OF PRELIMINARY RELEASES FOR THE 1948 CENSUS OF BUSINESS

This series of releases, of which one is planned for each county in the United States, presents preliminary results of the 1948 Census of Business. The information is based on reports submitted by business establishments for that Census. The figures shown are preliminary, and are subject to revision in the final Census publications, but the changes are expected to be relatively minor with respect to coverage. The final Census figures will be issued in a series of Business Census bulletins which will show additional detailed kind-of-business information for all places where there are a sufficient number of establishments.

The 1948 Census of Business was taken under the provision of the Act of June 19, 1948, which provides that the Business Census be taken for 1948 and for each fifth year thereafter. Previous Business Censuses were taken for the years 1929, 1933, 1935, and 1939.

Scope of the Census.—The 1948 Census of Business covered all establishments in the following trades, as defined by the Standard Industrial Classification Manual, May 1949 issue, of the Executive Office of the President: all retail trades; all wholesale trades; all service trades in the following four groups—personal services, business services, automobile repairs and services, and miscellaneous repair services; hotels; tourist courts and camps; and amusements, including motion picture theaters. Some important services not covered are radio broadcasting and television, medical and health, legal, educational, nonprofit, accounting, and domestic services.

This coverage is similar to that of the 1939 Business Census. However, "custom trades" and "services incidental to transportation," which are no longer included in the standard classification of the service trades, are not covered by the 1948 Census. In a number of localities, these exclusions as well as other changes in the standard classification may have

a considerable effect in comparing 1948 with 1939 data, particularly with respect to establishment count.

Establishment definition.—For Census purposes, a business establishment is defined to include only enterprises conducted from a recognizable place of business, provided that the annual sales were in excess of \$5,000 for a wholesale trade establishment and \$500 for establishments in other trades. A detailed analysis of coverage will be provided in future Census of Business publications.

"Number of establishments" is the number of separate business locations, rather than the number of business companies or organizations, since the Census figures represent information reported separately for each business location or establishment. The establishment count reflects the number of places in business at the end of 1948 excluding administrative and executive offices of multiunit organizations, and "chain store" warehouses.

Sales and receipts.—"1948 sales and receipts" represents sales of merchandise and receipts from repairs and other services to customers. The figures reflect deductions for returned goods and allowances, but not for trade-in allowances; they exclude sales and excise taxes collected from customers and paid directly to any taxing agency.

Proprietors.—"Active proprietors..." represents owners and partners of unincorporated businesses who devoted the major portion of their time to the business in November 1948.

Employment.—"Number of paid employees..." represents all employees on the pay roll for the pay period ending nearest November 15, 1948. "Full workweek" employees, whether regular or seasonal, are those who in the November 15 pay period were paid for working at least the number of hours typically worked in a week by employees of the reporting establishment.

1948 CENSUS OF BUSINESS

U. S. DEPARTMENT OF COMMERCE
BUREAU OF THE CENSUS

RETAIL, WHOLESALE, SERVICE TRADES

PRELIMINARY

For Release May 15, 1950

Release Series BC-1P- 16-019

CAMPBELL COUNTY, KY.

Retail, wholesale, and service establishments located in Campbell County, Kentucky, showed a substantial expansion in dollar volume of trade from 1939 to 1948 according to preliminary figures from the 1948 Census of Business released today by the Bureau of the Census, U. S. Department of Commerce.

Retail sales in the county during 1948 aggregated \$47.7 million, an increase of 154 percent over the \$18.8 million in 1939, when the preceding Census of Business was taken. Wholesale sales in the county reached a total of \$9.1 million in 1948 as compared with \$2.7 million in 1939. The service trades included in the Census of Business recorded receipts totaling \$2.3 million in 1948 compared with \$1.4 million in 1939.

Employment in the county also rose over the 9-year period between 1939 and 1948 for the above trades. Establishments in these trades reported a combined total of 3,206 paid employees for the workweek ended nearest November 15, 1948. This compared with a total of 2,555 employees reported for the week of November 15, 1939.

These preliminary figures have been derived from a Census report on Campbell County, Kentucky, which also includes data for the cities of Bellevue, Dayton, Fort Thomas, and Newport. Final figures, superseding the preliminary data for Campbell County, will be included in a Bulletin for the State of Kentucky to be issued in several months. Similar data will be made available this year in preliminary and final form for each of the counties and States. A single copy of the preliminary release for Campbell County as well as an order blank for other area releases may be obtained by writing to the Bureau of the Census, Washington 25, D. C.

Table 1.—CENSUS OF BUSINESS PRELIMINARY RESULTS FOR 1948, BY TRADE GROUP

CAMPBELL COUNTY, KY.

Trade group and kind of business	Number of establishments	1948 sales and receipts (Thousand dollars)	Active proprietors of unincorporated businesses Nov. 1948	Paid employees, workweek ended nearest Nov. 15, 1948	
				Total employees ¹	Full workweek employees
RETAIL TRADE, total.....	752	47,655	779	2,728	2,037
Food group.....	247	17,104	262	581	411
Eating and drinking places.....	228	7,938	252	956	749
General merchandise grp, general stores.	30	2,219	32	222	98
Apparel group.....	27	2,476	23	150	86
Furniture-home furnishgs-appliance grp.	27	1,937	27	99	92
Automotive group.....	27	6,645	22	251	239
Gasoline service stations.....	49	1,651	50	71	60
Lumber-building-hardware group.....	20	1,923	22	86	75
Drug and proprietary stores.....	33	1,994	28	151	88
All other retail stores.....	64	3,768	61	161	139
WHOLESALE TRADE.....	17	9,061	13	136	x
SELECTED SERVICE TRADES, ² /total.....	177	2,296	180	342	279
Personal services.....	130	1,473	123	278	225
All other service trades.....	47	823	57	64	54
AMUSEMENTS.....	16	574	11	94	x

x Not available.

¹/ Includes employees paid for less than the full workweek.

²/ See General Description on last page for changes from the 1939 Census of Business in the coverage of Service Trades.

Table 2.—CENSUS OF BUSINESS PRELIMINARY RESULTS FOR 1948 FOR CITIES OF 2,500 INHABITANTS OR MORE

CAMPBELL COUNTY, KY.

(Data omitted for trade groups where necessary to avoid disclosure)

City and trade group ¹	Number of establishments	1948 sales and receipts (Thousand dollars)	Active proprietors of unincorporated businesses Nov. 1948	Paid employees, workweek ended nearest Nov. 15, 1948	
				Total employees ²	Full workweek employees
Bellevue:					
Retail trade.....	77	3,106	85	206	121
Selected service trades....	19	202	18	20	17
Dayton:					
Retail trade.....	85	3,601	89	154	97
Selected service trades....	16	129	15	13	12
Fort Thomas:					
Retail trade.....	50	3,275	45	176	128
Selected service trades....	17	178	15	22	20
Newport:					
Retail trade.....	417	33,130	426	1,869	1,455
Selected service trades....	113	1,530	117	249	209
Amusements.....	8	364	7	67	x
Remainder of county:^{3/}					
Retail trade.....	123	4,543	134	323	236
Selected service trades....	12	257	15	38	21

x Not available.

1/ See General Description on this page for changes from the 1939 Census of Business in the coverage of Service Trades.

2/ Includes employees paid for less than the full workweek.

3/ Includes figures for establishments not located in cities of 2,500 inhabitants or more.

GENERAL DESCRIPTION OF PRELIMINARY RELEASES FOR THE 1948 CENSUS OF BUSINESS

This series of releases, of which one is planned for each county in the United States, presents preliminary results of the 1948 Census of Business. The information is based on reports submitted by business establishments for that Census. The figures shown are preliminary, and are subject to revision in the final Census publications, but the changes are expected to be relatively minor with respect to coverage. The final Census figures will be issued in a series of Business Census bulletins which will show additional detailed kind-of-business information for all places where there are a sufficient number of establishments.

The 1948 Census of Business was taken under the provision of the Act of June 19, 1948, which provides that the Business Census be taken for 1948 and for each fifth year thereafter. Previous Business Censuses were taken for the years 1929, 1933, 1935, and 1939.

Scope of the Census.—The 1948 Census of Business covered all establishments in the following trades, as defined by the Standard Industrial Classification Manual, May 1949 issue, of the Executive Office of the President: all retail trades; all wholesale trades; all service trades in the following four groups—personal services, business services, automobile repairs and services, and miscellaneous repair services; hotels; tourist courts and camps; and amusements, including motion picture theaters. Some important services not covered are radio broadcasting and television, medical and health, legal, educational, nonprofit, accounting, and domestic services.

This coverage is similar to that of the 1939 Business Census. However, "custom trades" and "services incidental to transportation," which are no longer included in the standard classification of the service trades, are not covered by the 1948 Census. In a number of localities, these exclusions as well as

other changes in the standard classification may have a considerable effect in comparing 1948 with 1939 data, particularly with respect to establishment count.

Establishment definition.—For Census purposes, a business establishment is defined to include only enterprises conducted from a recognizable place of business, provided that the annual sales were in excess of \$5,000 for a wholesale trade establishment and \$500 for establishments in other trades. A detailed analysis of coverage will be provided in future Census of Business publications.

"Number of establishments" is the number of separate business locations, rather than the number of business companies or organizations, since the Census figures represent information reported separately for each business location or establishment. The establishment count reflects the number of places in business at the end of 1948 excluding administrative and executive offices of multiunit organizations, and "chain store" warehouses.

Sales and receipts.—"1948 sales and receipts" represents sales of merchandise and receipts from repairs and other services to customers. The figures reflect deductions for returned goods and allowances, but not for trade-in allowances; they exclude sales and excise taxes collected from customers and paid directly to any taxing agency.

Proprietors.—"Active proprietors..." represents owners and partners of unincorporated businesses who devoted the major portion of their time to the business in November 1948.

Employment.—"Number of paid employees..." represents all employees on the pay roll for the pay period ending nearest November 15, 1948. "Full workweek" employees, whether regular or seasonal, are those who in the November 15 pay period were paid for working at least the number of hours typically worked in a week by employees of the reporting establishment.

1948 CENSUS OF BUSINESS

RETAIL, WHOLESALE, SERVICE TRADES

U. S. DEPARTMENT OF COMMERCE
BUREAU OF THE CENSUS

PRELIMINARY

For Release April 17, 1950

Release Series BC-1P-16-020

CARLISLE COUNTY, KY.

Retail, wholesale, and service establishments located in Carlisle County, Kentucky, showed a substantial expansion in dollar volume of trade from 1939 to 1948 according to preliminary figures from the 1948 Census of Business released today by the Bureau of the Census, U. S. Department of Commerce.

Retail sales in the county during 1948 aggregated \$2.3 million, an increase of 229 percent over the \$0.7 million in 1939, when the preceding Census of Business was taken. Wholesale sales in the county reached a total of \$2.4 million in 1948 as compared with \$0.3 million in 1939. The service trades included in the Census of Business recorded receipts totaling \$66,000 in 1948 compared with \$25,000 in 1939.

Employment in the county also rose over the 9-year period between 1939 and 1948 for the above trades. Establishments in these trades reported a combined total of 168 paid employees for the workweek ended nearest November 15, 1948. This compared with a total of 82 employees reported for the week of November 15, 1939.

These preliminary figures have been derived from a Census report on Carlisle County, Kentucky. Final figures, superseding the preliminary data for Carlisle County, will be included in a Bulletin for the State of Kentucky to be issued in several months. Similar data will be made available this year in preliminary and final form for each of the counties and States. A single copy of the preliminary release for Carlisle County as well as an order blank for other area releases may be obtained by writing to the Bureau of the Census, Washington 25, D. C.

Table 1.—CENSUS OF BUSINESS PRELIMINARY RESULTS FOR 1948, BY TRADE GROUP
CARLISLE COUNTY, KY.

Trade group and kind of business	Number of establishments	1948 sales and receipts (Thousand dollars)	Active proprietors of unincorporated businesses Nov. 1948	Paid employees, workweek ended nearest Nov. 15, 1948	
				Total employees ¹	Full workweek employees
RETAIL TRADE, total.....	72	2,264	79	128	72
Food group.....	21	699	25	27	14
Eating and drinking places.....	9	132	10	25	10
Gasoline service stations.....	11	208	12	7	5
All other retail stores.....	31	1,225	32	69	43
WHOLESALE TRADE.....	6	2,395	4	32	x
SELECTED SERVICE TRADES, ^{2/} total.....	21	66	20	8	6
Personal services.....	10	29	9	4	3
All other service trades.....	11	37	11	4	3

x Not available.

^{1/} Includes employees paid for less than the full workweek.

^{2/} See General Description on last page for changes from the 1939 Census of Business in the coverage of Service Trades.

GENERAL DESCRIPTION OF PRELIMINARY RELEASES FOR THE 1948 CENSUS OF BUSINESS

This series of releases, of which one is planned for each county in the United States, presents preliminary results of the 1948 Census of Business. The information is based on reports submitted by business establishments for that Census. The figures shown are preliminary, and are subject to revision in the final Census publications, but the changes are expected to be relatively minor with respect to coverage. The final Census figures will be issued in a series of Business Census bulletins which will show additional detailed kind-of-business information for all places where there are a sufficient number of establishments.

The 1948 Census of Business was taken under the provision of the Act of June 19, 1948, which provides that the Business Census be taken for 1948 and for each fifth year thereafter. Previous Business Censuses were taken for the years 1929, 1933, 1935, and 1939.

Scope of the Census.—The 1948 Census of Business covered all establishments in the following trades, as defined by the Standard Industrial Classification Manual, May 1949 issue, of the Executive Office of the President: all retail trades; all wholesale trades; all service trades in the following four groups—personal services, business services, automobile repairs and services, and miscellaneous repair services; hotels; tourist courts and camps; and amusements, including motion picture theaters. Some important services not covered are radio broadcasting and television, medical and health, legal, educational, nonprofit, accounting, and domestic services.

This coverage is similar to that of the 1939 Business Census. However, "custom trades" and "services incidental to transportation," which are no longer included in the standard classification of the service trades, are not covered by the 1948 Census. In a number of localities, these exclusions as well as other changes in the standard classification may have a considerable effect in comparing

1948 with 1939 data, particularly with respect to establishment count.

Establishment definition.—For Census purposes, a business establishment is defined to include only enterprises conducted from a recognizable place of business, provided that the annual sales were in excess of \$5,000 for a wholesale trade establishment and \$500 for establishments in other trades. A detailed analysis of coverage will be provided in future Census of Business publications.

"Number of establishments" is the number of separate business locations, rather than the number of business companies or organizations, since the Census figures represent information reported separately for each business location or establishment. The establishment count reflects the number of places in business at the end of 1948 excluding administrative and executive offices of multiunit organizations, and "chain store" warehouses.

Sales and receipts.—"1948 sales and receipts" represents sales of merchandise and receipts from repairs and other services to customers. The figures reflect deductions for returned goods and allowances, but not for trade-in allowances; they exclude sales and excise taxes collected from customers and paid directly to any taxing agency.

Proprietors.—"Active proprietors..." represents owners and partners of unincorporated businesses who devoted the major portion of their time to the business in November 1948.

Employment.—"Number of paid employees..." represents all employees on the pay roll for the pay period ending nearest November 15, 1948. "Full workweek" employees, whether regular or seasonal, are those who in the November 15 pay period were paid for working at least the number of hours typically worked in a week by employees of the reporting establishment.

1948 CENSUS OF BUSINESS

RETAIL, WHOLESALE, SERVICE TRADES

U. S. DEPARTMENT OF COMMERCE
BUREAU OF THE CENSUS

PRELIMINARY

For Release April 10, 1950

Release Series BC-1P-16-021

CARROLL COUNTY, KY.

Retail, wholesale, and service establishments located in Carroll County, Kentucky, showed a substantial expansion in dollar volume of trade from 1939 to 1948 according to preliminary figures from the 1948 Census of Business released today by the Bureau of the Census, U. S. Department of Commerce.

Retail sales in the county during 1948 aggregated \$7.2 million, an increase of 260 percent over the \$2.0 million in 1939, when the preceding Census of Business was taken. Wholesale sales in the county reached a total of \$12.8 million in 1948 as compared with \$4.1 million in 1939. The service trades included in the Census of Business recorded receipts totaling \$155,000 in 1948 compared with \$58,000 in 1939.

Employment in the county also rose over the 9-year period between 1939 and 1948 for the above trades. Establishments in these trades reported a combined total of 525 paid employees for the workweek ended nearest November 15, 1948. This compared with a total of 335 employees reported for the week of November 15, 1939.

These preliminary figures have been derived from a Census report on Carroll County, Kentucky, which also includes data for the city of Carrollton. Final figures, superseding the preliminary data for Carroll County, will be included in a Bulletin for the State of Kentucky to be issued in several months. Similar data will be made available this year in preliminary and final form for each of the counties and States. A single copy of the preliminary release for Carroll County as well as an order blank for other area releases may be obtained by writing to the Bureau of the Census, Washington 25, D. C.

Table 1.—CENSUS OF BUSINESS PRELIMINARY RESULTS FOR 1948, BY TRADE GROUP
CARROLL COUNTY, KY.

Trade group and kind of business	Number of establishments	1948 sales and receipts (Thousand dollars)	Active proprietors of unincorporated businesses Nov. 1948	Paid employees, workweek ended nearest Nov. 15, 1948	
				Total employees ¹	Full workweek employees
RETAIL TRADE, total.....	121	7,162	132	347	234
Food group.....	31	1,642	33	72	31
Eating and drinking places....	28	672	31	84	61
Gasoline service stations.....	15	489	18	23	21
All other retail stores.....	47	4,359	50	168	121
WHOLESALE TRADE.....	15	12,838	6	161	x
SELECTED SERVICE TRADES ^{2/}	18	155	22	17	12

x Not available.

^{1/} Includes employees paid for less than the full workweek.

^{2/} See General Description on last page for changes from the 1939 Census of Business in the coverage of Service Trades.

Table 2.—CENSUS OF BUSINESS PRELIMINARY RESULTS FOR 1948 FOR CITIES OF 2,500 INHABITANTS OR MORE

CARROLL COUNTY, KY.

(Data omitted for trade groups where necessary to avoid disclosure)

City and trade group	Number of establishments	1948 sales and receipts (Thousand dollars)	Active proprietors of unincorporated businesses Nov. 1948	Paid employees, workweek ended nearest Nov. 15, 1948	
				Total employees ¹	Full workweek employees
Carrollton:					
Retail trade.....	72	4,638	74	258	180
Remainder of county:					
Retail trade.....	49	2,524	58	89	54

¹/ Includes employees paid for less than the full workweek.

GENERAL DESCRIPTION OF PRELIMINARY RELEASES FOR THE 1948 CENSUS OF BUSINESS

This series of releases, of which one is planned for each county in the United States, presents preliminary results of the 1948 Census of Business. The information is based on reports submitted by business establishments for that Census. The figures shown are preliminary, and are subject to revision in the final Census publications, but the changes are expected to be relatively minor with respect to coverage. The final Census figures will be issued in a series of Business Census bulletins which will show additional detailed kind-of-business information for all places where there are a sufficient number of establishments.

The 1948 Census of Business was taken under the provision of the Act of June 19, 1948, which provides that the Business Census be taken for 1948 and for each fifth year thereafter. Previous Business Censuses were taken for the years 1929, 1933, 1935, and 1939.

Scope of the Census.—The 1948 Census of Business covered all establishments in the following trades, as defined by the Standard Industrial Classification Manual, May 1949 issue, of the Executive Office of the President: all retail trades; all wholesale trades; all service trades in the following four groups—personal services, business services, automobile repairs and services, and miscellaneous repair services; hotels; tourist courts and camps; and amusements, including motion picture theaters. Some important services not covered are radio broadcasting and television, medical and health, legal, educational, nonprofit, accounting, and domestic services.

This coverage is similar to that of the 1939 Business Census. However, "custom trades" and "services incidental to transportation," which are no longer included in the standard classification of the service trades, are not covered by the 1948 Census. In a number of localities, these exclusions as well as

other changes in the standard classification may have a considerable effect in comparing 1948 with 1939 data, particularly with respect to establishment count.

Establishment definition.—For Census purposes, a business establishment is defined to include only enterprises conducted from a recognizable place of business, provided that the annual sales were in excess of \$5,000 for a wholesale trade establishment and \$500 for establishments in other trades. A detailed analysis of coverage will be provided in future Censuses of Business publications.

"Number of establishments" is the number of separate business locations, rather than the number of business companies or organizations, since the Census figures represent information reported separately for each business location or establishment. The establishment count reflects the number of places in business at the end of 1948 excluding administrative and executive offices of multinational organizations, and "chain store" warehouses.

Sales and receipts.—"1948 sales and receipts" represents sales of merchandise and receipts from repairs and other services to customers. The figures reflect deductions for returned goods and allowances, but not for trade-in allowances; they exclude sales and excise taxes collected from customers and paid directly to any taxing agency.

Proprietors.—"Active proprietors..." represents owners and partners of unincorporated businesses who devoted the major portion of their time to the business in November 1948.

Employment.—"Number of paid employees..." represents all employees on the pay roll for the pay period ending nearest November 15, 1948. "Full workweek" employees, whether regular or seasonal, are those who in the November 15 pay period were paid for working at least the number of hours typically worked in a week by employees of the reporting establishment.

1948 CENSUS OF BUSINESS

RETAIL, WHOLESALE, SERVICE TRADES

U. S. DEPARTMENT OF COMMERCE
BUREAU OF THE CENSUS

PRELIMINARY

For Release April 10, 1950

Release Series BC-1P-16-022

CARTER COUNTY, KY.

Retail, wholesale, and service establishments located in Carter County, Kentucky, showed a substantial expansion in dollar volume of trade from 1939 to 1948 according to preliminary figures from the 1948 Census of Business released today by the Bureau of the Census, U. S. Department of Commerce.

Retail sales in the county during 1948 aggregated \$6.1 million, an increase of 190 percent over the \$2.1 million in 1939, when the preceding Census of Business was taken. Wholesale sales in the county reached a total of \$2.3 million in 1948 as compared with \$1.0 million in 1939. The service trades included in the Census of Business recorded receipts totaling \$120,000 in 1948 compared with \$42,000 in 1939.

Employment in the county also rose over the 9-year period between 1939 and 1948 for the above trades. Establishments in these trades reported a combined total of 285 paid employees for the workweek ended nearest November 15, 1948. This compared with a total of 146 employees reported for the week of November 15, 1939.

These preliminary figures have been derived from a Census report on Carter County, Kentucky. Final figures, superseding the preliminary data for Carter County, will be included in a Bulletin for the State of Kentucky to be issued in several months. Similar data will be made available this year in preliminary and final form for each of the counties and States. A single copy of the preliminary release for Carter County as well as an order blank for other area releases may be obtained by writing to the Bureau of the Census, Washington 25, D. C.

49494

Table 1.—CENSUS OF BUSINESS PRELIMINARY RESULTS FOR 1948, BY TRADE GROUP

CARTER COUNTY, KY.

Trade group and kind of business	Number of establishments	1948 sales and receipts (Thousand dollars)	Active proprietors of unincorporated businesses Nov. 1948	Paid employees, workweek ended nearest Nov. 15, 1948	
				Total employees ¹	Full workweek employees
RETAIL TRADE, total.....	194	6,103	196	245	215
Food group.....	93	1,817	86	52	47
Eating and drinking places.....	22	252	22	34	29
General merchandise grp, general stores.	20	1,035	22	54	46
Apparel group.....	7	379	9	9	9
Furniture-home furnishgs-appliance grp.	10	321	10	9	7
Automotive group.....	13	1,244	14	34	33
Gasoline service stations.....	8	169	8	12	9
Lumber-building-hardware group.....	8	662	10	29	25
All other retail stores.....	13	224	15	12	10
WHOLESALE TRADE.....	7	2,340	6	25	x
SELECTED SERVICE TRADES ^{2/}	22	120	23	15	15

x Not available.

^{1/} Includes employees paid for less than the full workweek.^{2/} See General Description on last page for changes from the 1939 Census of Business in the coverage of Service trades.

GENERAL DESCRIPTION OF PRELIMINARY RELEASES FOR THE 1948 CENSUS OF BUSINESS

This series of releases, of which one is planned for each county in the United States, presents preliminary results of the 1948 Census of Business. The information is based on reports submitted by business establishments for that Census. The figures shown are preliminary, and are subject to revision in the final Census publications, but the changes are expected to be relatively minor with respect to coverage. The final Census figures will be issued in a series of Business Census bulletins which will show additional detailed kind-of-business information for all places where there are a sufficient number of establishments.

The 1948 Census of Business was taken under the provision of the Act of June 19, 1948, which provides that the Business Census be taken for 1948 and for each fifth year thereafter. Previous Business Censuses were taken for the years 1929, 1933, 1935, and 1939.

Scope of the Census.—The 1948 Census of Business covered all establishments in the following trades, as defined by the Standard Industrial Classification Manual, May 1949 issue, of the Executive Office of the President: all retail trades; all wholesale trades; all service trades in the following four groups—personal services, business services, automobile repairs and services, and miscellaneous repair services; hotels; tourist courts and camps; and amusements, including motion picture theaters. Some important services not covered are radio broadcasting and television, medical and health, legal, educational, nonprofit, accounting, and domestic services.

This coverage is similar to that of the 1939 Business Census. However, "custom trades" and "services incidental to transportation," which are no longer included in the standard classification of the service trades, are not covered by the 1948 Census. In a number of localities, these exclusions as well as

other changes in the standard classification may have a considerable effect in comparing 1948 with 1939 data, particularly with respect to establishment count.

Establishment definition.—For Census purposes, a business establishment is defined to include only enterprises conducted from a recognizable place of business, provided that the annual sales were in excess of \$5,000 for a wholesale trade establishment and \$500 for establishments in other trades. A detailed analysis of coverage will be provided in future Censuses of Business publications.

"Number of establishments" is the number of separate business locations, rather than the number of business companies or organizations, since the Census figures represent information reported separately for each business location or establishment. The establishment count reflects the number of places in business at the end of 1948 excluding administrative and executive offices of multiunit organizations, and "chain store" warehouses.

Sales and receipts.—"1948 sales and receipts" represents sales of merchandise and receipts from repairs and other services to customers. The figures reflect deductions for returned goods and allowances, but not for trade-in allowances; they exclude sales and excise taxes collected from customers and paid directly to any taxing agency.

Proprietors.—"Active proprietors..." represents owners and partners of unincorporated businesses who devoted the major portion of their time to the business in November 1948.

Employment.—"Number of paid employees..." represents all employees on the pay roll for the pay period ending nearest November 15, 1948. "Full workweek" employees, whether regular or seasonal, are those who in the November 15 pay period were paid for working at least the number of hours typically worked in a week by employees of the reporting establishment.

1948 CENSUS OF BUSINESS

RETAIL, WHOLESALE, SERVICE TRADES

U. S. DEPARTMENT OF COMMERCE
BUREAU OF THE CENSUS

PRELIMINARY

For Release April 10, 1950

Release Series BC-1P-16-023

CASEY COUNTY, KY.

Retail and service establishments located in Casey County, Kentucky, showed a substantial expansion in dollar volume of trade from 1939 to 1948 according to preliminary figures from the 1948 Census of Business released today by the Bureau of the Census, U. S. Department of Commerce.

Retail sales in the county during 1948 aggregated \$3.4 million, an increase of 278 percent over the \$0.9 million in 1939, when the preceding Census of Business was taken. The service trades included in the Census of Business recorded receipts totaling \$54,000 in 1948 compared with \$14,000 in 1939.

Employment in the county also rose over the 9-year period between 1939 and 1948 for the above trades. Establishments in these trades reported a combined total of 108 paid employees for the workweek ended nearest November 15, 1948. This compared with a total of 53 employees reported for the week of November 15, 1939.

These preliminary figures have been derived from a Census report on Casey County, Kentucky. Final figures, superseding the preliminary data for Casey County, will be included in a Bulletin for the State of Kentucky to be issued in several months. Similar data will be made available this year in preliminary and final form for each of the counties and States. A single copy of the preliminary release for Casey County as well as an order blank for other area releases may be obtained by writing to the Bureau of the Census, Washington 25, D. C.

44444

Table 1.—CENSUS OF BUSINESS PRELIMINARY RESULTS FOR 1948, BY TRADE GROUP
CASEY COUNTY, KY.

Trade group and kind of business	Number of establishments	1948 sales and receipts (Thousand dollars)	Active proprietors of unincorporated businesses Nov. 1948	Paid employees, workweek ended nearest Nov. 15, 1948	
				Total employees ¹	Full workweek employees
RETAIL TRADE, total.....	158	3,352	175	103	69
Food group.....	70	741	73	14	9
Eating and drinking places.....	8	60	9	14	7
General merchandise grp, general stores.	45	999	50	37	19
Furniture-home furnishgs-appliance grp.	6	201	8	3	3
Automotive group.....	7	721	9	22	21
Gasoline service stations.....	11	131	11	6	4
Lumber-building-hardware group.....	5	321	8	4	3
All other retail stores.....	6	178	7	3	3
SELECTED SERVICE TRADES, ^{2/} total.....	19	54	19	5	1
Personal services.....	10	25	10	3	-
All other service trades.....	9	29	9	2	1

^{1/} Includes employees paid for less than the full workweek.

^{2/} See General Description on this page for changes from the 1939 Census of Business in the coverage of Service Trades.

GENERAL DESCRIPTION OF PRELIMINARY RELEASES FOR THE 1948 CENSUS OF BUSINESS

This series of releases, of which one is planned for each county in the United States, presents preliminary results of the 1948 Census of Business. The information is based on reports submitted by business establishments for that Census. The figures shown are preliminary, and are subject to revision in the final Census publications, but the changes are expected to be relatively minor with respect to coverage. The final Census figures will be issued in a series of Business Census bulletins which will show additional detailed kind-of-business information for all places where there are a sufficient number of establishments.

The 1948 Census of Business was taken under the provision of the Act of June 19, 1948, which provides that the Business Census be taken for 1948 and for each fifth year thereafter. Previous Business Censuses were taken for the years 1929, 1933, 1935, and 1939.

Scope of the Census.—The 1948 Census of Business covered all establishments in the following trades, as defined by the Standard Industrial Classification Manual, May 1949 issue, of the Executive Office of the President: all retail trades; all wholesale trades; all service trades in the following four groups—personal services, business services, automobile repairs and services, and miscellaneous repair services; hotels; tourist courts and camps; and amusements, including motion picture theaters. Some important services not covered are radio broadcasting and television, medical and health, legal, educational, nonprofit, accounting, and domestic services.

This coverage is similar to that of the 1939 Business Census. However, "custom trades" and "services incidental to transportation," which are no longer included in the standard classification of the service trades, are not covered by the 1948 Census. In a number of localities, these exclusions as well as

other changes in the standard classification may have a considerable effect in comparing 1948 with 1939 data, particularly with respect to establishment count.

Establishment definition.—For Census purposes, a business establishment is defined to include only enterprises conducted from a recognizable place of business, provided that the annual sales were in excess of \$5,000 for a wholesale trade establishment and \$500 for establishments in other trades. A detailed analysis of coverage will be provided in future Census of Business publications.

"Number of establishments" is the number of separate business locations, rather than the number of business companies or organizations, since the Census figures represent information reported separately for each business location or establishment. The establishment count reflects the number of places in business at the end of 1948 excluding administrative and executive offices of multinational organizations, and "chain store" warehouses.

Sales and receipts.—"1948 sales and receipts" represents sales of merchandise and receipts from repairs and other services to customers. The figures reflect deductions for returned goods and allowances, but not for trade-in allowances; they exclude sales and excise taxes collected from customers and paid directly to any taxing agency.

Proprietors.—"Active proprietors..." represents owners and partners of unincorporated businesses who devoted the major portion of their time to the business in November 1948.

Employment.—"Number of paid employees..." represents all employees on the pay roll for the pay period ending nearest November 15, 1948. "Full workweek" employees, whether regular or seasonal, are those who in the November 15 pay period were paid for working at least the number of hours typically worked in a week by employees of the reporting establishment.

1948 CENSUS OF BUSINESS

RETAIL, WHOLESALE, SERVICE TRADES

U. S. DEPARTMENT OF COMMERCE
BUREAU OF THE CENSUS

PRELIMINARY

For Release April 19, 1950

Release Series BC-1P-16-024

CHRISTIAN COUNTY, KY.

Retail, wholesale, and service establishments located in Christian County, Kentucky, showed a substantial expansion in dollar volume of trade from 1939 to 1948 according to preliminary figures from the 1948 Census of Business released today by the Bureau of the Census, U. S. Department of Commerce.

Retail sales in the county during 1948 aggregated \$25.8 million, an increase of 285 percent over the \$6.7 million in 1939, when the preceding Census of Business was taken. Wholesale sales in the county reached a total of \$25.5 million in 1948 as compared with \$7.3 million in 1939. The service trades included in the Census of Business recorded receipts totaling \$1.1 million in 1948 compared with \$0.4 million in 1939.

Employment in the county also rose over the 9-year period between 1939 and 1948 for the above trades. Establishments in these trades reported a combined total of 2,107 paid employees for the workweek ended nearest November 15, 1948. This compared with a total of 1,329 employees reported for the week of November 15, 1939.

These preliminary figures have been derived from a Census report on Christian County, Kentucky, which also includes data for the city of Hopkinsville. Final figures, superseding the preliminary data for Christian County, will be included in a Bulletin for the State of Kentucky to be issued in several months. Similar data will be made available this year in preliminary and final form for each of the counties and States. A single copy of the preliminary release for Christian County as well as an order blank for other area releases may be obtained by writing to the Bureau of the Census, Washington 25, D. C.

Table 1.—CENSUS OF BUSINESS PRELIMINARY RESULTS FOR 1948, BY TRADE GROUP
CHRISTIAN COUNTY, KY.

Trade group and kind of business	Number of establishments	1948 sales and receipts (Thousand dollars)	Active proprietors of unincorporated businesses Nov. 1948	Paid employees, workweek ended nearest Nov. 15, 1948	
				Total employees ¹	Full workweek employees
RETAIL TRADE, total.....	423	25,758	428	1,420	1,181
Food group.....	133	5,112	135	181	125
Eating and drinking places.....	78	1,590	90	251	201
General merchandise grp, general stores	29	3,641	28	232	155
Apparel group.....	22	1,661	16	88	84
Furniture-home furnishgs-appliance grp	11	1,409	7	73	68
Automotive group.....	25	4,142	26	164	161
Gasoline service stations.....	52	1,575	57	104	90
Lumber-building-hardware group.....	19	3,106	13	121	121
Drug and proprietary stores.....	11	622	13	65	53
All retail stores.....	43	2,900	43	141	123
WHOLESALE TRADE, total.....	45	25,453	32	400	x
Merchant wholesalers.....	20	7,996	13	155	x
Other types of wholesalers.....	25	17,457	19	245	x
SELECTED SERVICE TRADES, ^{2/} total.....	81	1,131	99	287	264
Personal services.....	46	732	56	232	222
All other service trades.....	35	399	43	55	42
TOURIST COURTS AND CAMPS.....	11	82	9	20	17

x Not available.

^{1/} Includes employees paid for less than the full workweek.

^{2/} See General Description on last page for changes from the 1939 Census of Business in the coverage of Service Trades.

Table 2.—CENSUS OF BUSINESS PRELIMINARY RESULTS FOR 1948 FOR CITIES OF 2,500 INHABITANTS OR MORE

CHRISTIAN COUNTY, KY.

(Data omitted for trade groups where necessary to avoid disclosure)

City and trade group ¹	Number of establishments	1948 sales and receipts (Thousand dollars)	Active proprietors of unincorporated businesses Nov. 1948	Paid employees, workweek ended nearest Nov. 15, 1948	
				Total employees ²	Full workweek employees
Hopkinsville:					
Retail trade.....	248	20,179	249	1,143	954
Selected service trades...	68	997	84	254	241
Remainder of county:					
Retail trade.....	175	5,579	179	277	227
Selected service trades...	13	134	15	33	23

1/ See General Description on this page for changes from the 1939 Census of Business in the coverage of Service Trades.

2/ Includes employees paid for less than the full workweek.

GENERAL DESCRIPTION OF PRELIMINARY RELEASES FOR THE 1948 CENSUS OF BUSINESS

This series of releases, of which one is planned for each county in the United States, presents preliminary results of the 1948 Census of Business. The information is based on reports submitted by business establishments for that Census. The figures shown are preliminary, and are subject to revision in the final Census publications, but the changes are expected to be relatively minor with respect to coverage. The final Census figures will be issued in a series of Business Census bulletins which will show additional detailed kind-of-business information for all places where there are a sufficient number of establishments.

The 1948 Census of Business was taken under the provision of the Act of June 19, 1948, which provides that the Business Census be taken for 1948 and for each fifth year thereafter. Previous Business Censuses were taken for the years 1929, 1933, 1935, and 1939.

Scope of the Census.—The 1948 Census of Business covered all establishments in the following trades, as defined by the Standard Industrial Classification Manual, May 1949 issue, of the Executive Office of the President: all retail trades; all wholesale trades; all service trades in the following four groups—personal services, business services, automobile repairs and services, and miscellaneous repair services; hotels; tourist courts and camps; and amusements, including motion picture theaters. Some important services not covered are radio broadcasting and television, medical and health, legal, educational, nonprofit, accounting, and domestic services.

This coverage is similar to that of the 1939 Business Census. However, "custom trades" and "services incidental to transportation," which are no longer included in the standard classification of the service trades, are not covered by the 1948 Census. In a number of localities, these exclusions as well as other changes in the standard classification may have

a considerable effect in comparing 1948 with 1939 data, particularly with respect to establishment count.

Establishment definition.—For Census purposes, a business establishment is defined to include only enterprises conducted from a recognizable place of business, provided that the annual sales were in excess of \$5,000 for a wholesale trade establishment and \$500 for establishments in other trades. A detailed analysis of coverage will be provided in future Census of Business publications.

"Number of establishments" is the number of separate business locations, rather than the number of business companies or organizations, since the Census figures represent information reported separately for each business location or establishment. The establishment count reflects the number of places in business at the end of 1948 excluding administrative and executive offices of multiunit organizations, and "chain store" warehouses.

Sales and receipts.—"1948 sales and receipts" represents sales of merchandise and receipts from repairs and other services to customers. The figures reflect deductions for returned goods and allowances, but not for trade-in allowances; they exclude sales and excise taxes collected from customers and paid directly to any taxing agency.

Proprietors.—"Active proprietors..." represents owners and partners of unincorporated businesses who devoted the major portion of their time to the business in November 1948.

Employment.—"Number of paid employees..." represents all employees on the pay roll for the pay period ending nearest November 15, 1948. "Full workweek" employees, whether regular or seasonal, are those who in the November 15 pay period were paid for working at least the number of hours typically worked in a week by employees of the reporting establishment.

1948 CENSUS OF BUSINESS

U. S. DEPARTMENT OF COMMERCE
BUREAU OF THE CENSUS

RETAIL, WHOLESALE, SERVICE TRADES

PRELIMINARY

For Release May 3, 1950

Release Series BC-1P-16-025

CLARK COUNTY, KY.

Retail, wholesale, and service establishments located in Clark County, Kentucky, showed a substantial expansion in dollar volume of trade from 1939 to 1948 according to preliminary figures from the 1948 Census of Business released today by the Bureau of the Census, U. S. Department of Commerce.

Retail sales in the county during 1948 aggregated \$14.4 million, an increase of 243 percent over the \$4.2 million in 1939, when the preceding Census of Business was taken. Wholesale sales in the county reached a total of \$11.1 million in 1948 as compared with \$1.9 million in 1939. The service trades included in the Census of Business recorded receipts totaling \$656,000 in 1948 compared with \$274,000 in 1939.

Employment in the county also rose over the 9-year period between 1939 and 1948 for the above trades. Establishments in these trades reported a combined total of 1,014 paid employees for the workweek ended nearest November 15, 1948. This compared with a total of 653 employees reported for the week of November 15, 1939.

These preliminary figures have been derived from a Census report on Clark County, Kentucky, which also includes data for the city of Winchester. Final figures, superseding the preliminary data for Clark County, will be included in a Bulletin for the State of Kentucky to be issued in several months. Similar data will be made available this year in preliminary and final form for each of the counties and States. A single copy of the preliminary release for Clark County as well as an order blank for other area releases may be obtained by writing to the Bureau of the Census, Washington 25, D. C.

Table 1.—CENSUS OF BUSINESS PRELIMINARY RESULTS FOR 1948, BY TRADE GROUP
CLARK COUNTY, KY.

Trade group and kind of business	Number of establishments	1948 sales and receipts (Thousand dollars)	Active proprietors of unincorporated businesses Nov. 1948	Paid employees, workweek ended nearest Nov. 15, 1948	
				Total employees ¹	Full workweek employees
RETAIL TRADE, total.....	240	14,443	267	757	589
Food group.....	79	3,406	88	84	49
Eating and drinking places.....	34	979	36	149	118
General merchandise grp, general stores.....	9	1,269	8	94	59
Apparel group.....	17	833	23	33	22
Furniture-home furnishgs-appliance grp.....	11	592	16	29	29
Automotive group.....	16	1,874	20	94	87
Gasoline service stations.....	20	880	18	57	54
Lumber-building-hardware group.....	20	2,271	19	117	108
Drug and proprietary stores.....	5	370	7	57	27
All other retail stores.....	29	1,969	32	43	36
WHOLESALE TRADE.....	22	11,113	25	148	x
SELECTED SERVICE TRADES, ^{2/} total.....	51	656	55	109	100
Personal services.....	30	432	30	97	90
All other service trades.....	21	224	25	12	10

x Not available.

^{1/} Includes employees paid for less than the full workweek.

^{2/} See General Description on last page for changes from the 1939 Census of Business in the coverage of Service Trades.

Table 2.—CENSUS OF BUSINESS PRELIMINARY RESULTS FOR 1948 FOR CITIES OF 2,500 INHABITANTS OR MORE

CLARK COUNTY, KY.

(Data omitted for trade groups where necessary to avoid disclosure)

City and trade group ¹	Number of establishments	1948 sales and receipts (Thousand dollars)	Active proprietors of unincorporated businesses Nov. 1948	Paid employees, workweek ended nearest Nov. 15, 1948	
				Total employees ¹	Full workweek employees
Winchester:					
Retail trade.....	196	13,849	220	740	576
Remainder of county:					
Retail trade.....	44	594	47	17	13

¹/ Includes employees paid for less than the full workweek.

GENERAL DESCRIPTION OF PRELIMINARY RELEASES FOR THE 1948 CENSUS OF BUSINESS

This series of releases, of which one is planned for each county in the United States, presents preliminary results of the 1948 Census of Business. The information is based on reports submitted by business establishments for that Census. The figures shown are preliminary, and are subject to revision in the final Census publications, but the changes are expected to be relatively minor with respect to coverage. The final Census figures will be issued in a series of Business Census bulletins which will show additional detailed kind-of-business information for all places where there are a sufficient number of establishments.

The 1948 Census of Business was taken under the provision of the Act of June 19, 1948, which provides that the Business Census be taken for 1948 and for each fifth year thereafter. Previous Business Censuses were taken for the years 1929, 1933, 1935, and 1939.

Scope of the Census.—The 1948 Census of Business covered all establishments in the following trades, as defined by the Standard Industrial Classification Manual, May 1949 issue, of the Executive Office of the President: all retail trades; all wholesale trades; all service trades in the following four groups—personal services, business services, automobile repairs and services, and miscellaneous repair services; hotels; tourist courts and camps; and amusements, including motion picture theaters. Some important services not covered are radio broadcasting and television, medical and health, legal, educational, nonprofit, accounting, and domestic services.

This coverage is similar to that of the 1939 Business Census. However, "custom trades" and "services incidental to transportation," which are no longer included in the standard classification of the service trades, are not covered by the 1948 Census. In a number of localities, these exclusions as well as

other changes in the standard classification may have a considerable effect in comparing 1948 with 1939 data, particularly with respect to establishment count.

Establishment definition.—For Census purposes, a business establishment is defined to include only enterprises conducted from a recognizable place of business, provided that the annual sales were in excess of \$5,000 for a wholesale trade establishment and \$500 for establishments in other trades. A detailed analysis of coverage will be provided in future Census of Business publications.

"Number of establishments" is the number of separate business locations, rather than the number of business companies or organizations, since the Census figures represent information reported separately for each business location or establishment. The establishment count reflects the number of places in business at the end of 1948 excluding administrative and executive offices of multinit organizations, and "chain store" warehouses.

Sales and receipts.—"1948 sales and receipts" represents sales of merchandise and receipts from repairs and other services to customers. The figures reflect deductions for returned goods and allowances, but not for trade-in allowances; they exclude sales and excise taxes collected from customers and paid directly to any taxing agency.

Proprietors.—"Active proprietors..." represents owners and partners of unincorporated businesses who devoted the major portion of their time to the business in November 1948.

Employment.—"Number of paid employees..." represents all employees on the pay roll for the pay period ending nearest November 15, 1948. "Full workweek" employees, whether regular or seasonal, are those who in the November 15 pay period were paid for working at least the number of hours typically worked in a week by employees of the reporting establishment.

1948 CENSUS OF BUSINESS

RETAIL, WHOLESALE, SERVICE TRADES

U. S. DEPARTMENT OF COMMERCE
BUREAU OF THE CENSUS

PRELIMINARY

For Release April 13, 1950

Release Series BC-1P- 16-026

CLAY COUNTY, KY.

Retail, wholesale, and service establishments located in Clay County, Kentucky, showed a substantial expansion in dollar volume of trade from 1939 to 1948 according to preliminary figures from the 1948 Census of Business released today by the Bureau of the Census, U. S. Department of Commerce.

Retail sales in the county during 1948 aggregated \$3.8 million, an increase of 245 percent over the \$1.1 million in 1939, when the preceding Census of Business was taken. Wholesale sales in the county reached a total of \$2.5 million in 1948 as compared with \$0.7 million in 1939. The service trades included in the Census of Business recorded receipts totaling \$176,000 in 1948 compared with \$37,000 in 1939.

Employment in the county also rose over the 9-year period between 1939 and 1948 for the above trades. Establishments in these trades reported a combined total of 193 paid employees for the workweek ended nearest November 15, 1948. This compared with a total of 77 employees reported for the week of November 15, 1939.

These preliminary figures have been derived from a Census report on Clay County, Kentucky. Final figures, superseding the preliminary data for Clay County, will be included in a Bulletin for the State of Kentucky to be issued in several months. Similar data will be made available this year in preliminary and final form for each of the counties and States. A single copy of the preliminary release for Clay County as well as an order blank for other area releases may be obtained by writing to the Bureau of the Census, Washington 25, D. C.

Table 1.—CENSUS OF BUSINESS PRELIMINARY RESULTS FOR 1948, BY TRADE GROUP
CLAY COUNTY, KY.

Trade group and kind of business	Number of establishments	1948 sales and receipts (Thousand dollars)	Active proprietors of unincorporated businesses Nov. 1948	Paid employees, workweek ended nearest Nov. 15, 1948	
				Total employees ¹	Full workweek employees
RETAIL TRADE, total.....	163	3,775	167	128	107
Food group.....	99	910	94	17	11
Eating and drinking places.....	15	87	15	10	8
General merchandise grp, general stores	13	314	13	16	8
Apparel group.....	9	195	9	13	9
Furniture-home furnishgs-appliance grp	7	445	10	6	6
Gasoline service stations.....	5	165	5	8	8
Lumber-building-hardware group.....	5	413	7	12	12
All other retail stores.....	10	1,246	14	46	45
WHOLESALE TRADE.....	9	2,490	5	34	x
SELECTED SERVICE TRADES, ² /total.....	19	176	19	31	25
Personal services.....	13	128	13	27	22
All other service trades.....	6	48	6	4	3

x Not available.

¹/ Includes employees paid for less than the full workweek.

²/ See General Description on last page for changes from the 1939 Census of Business in the coverage of Service Trades.

GENERAL DESCRIPTION OF PRELIMINARY RELEASES FOR THE 1948 CENSUS OF BUSINESS

This series of releases, of which one is planned for each county in the United States, presents preliminary results of the 1948 Census of Business. The information is based on reports submitted by business establishments for that Census. The figures shown are preliminary, and are subject to revision in the final Census publications, but the changes are expected to be relatively minor with respect to coverage. The final Census figures will be issued in a series of Business Census bulletins which will show additional detailed kind-of-business information for all places where there are a sufficient number of establishments.

The 1948 Census of Business was taken under the provision of the Act of June 19, 1948, which provides that the Business Census be taken for 1948 and for each fifth year thereafter. Previous Business Censuses were taken for the years 1929, 1933, 1935, and 1939.

Scope of the Census.--The 1948 Census of Business covered all establishments in the following trades, as defined by the Standard Industrial Classification Manual, May 1949 issue, of the Executive Office of the President: all retail trades; all wholesale trades; all service trades in the following four groups--personal services, business services, automobile repairs and services, and miscellaneous repair services; hotels; tourist courts and camps; and amusements, including motion picture theaters. Some important services not covered are radio broadcasting and television, medical and health, legal, educational, nonprofit, accounting, and domestic services.

This coverage is similar to that of the 1939 Business Census. However, "custom trades" and "services incidental to transportation," which are no longer included in the standard classification of the service trades, are not covered by the 1948 Census. In a number of localities, these exclusions as well as other changes in the standard classification may have a considerable effect in comparing

1948 with 1939 data, particularly with respect to establishment count.

Establishment definition.--For Census purposes, a business establishment is defined to include only enterprises conducted from a recognizable place of business, provided that the annual sales were in excess of \$5,000 for a wholesale trade establishment and \$500 for establishments in other trades. A detailed analysis of coverage will be provided in future Census of Business publications.

"Number of establishments" is the number of separate business locations, rather than the number of business companies or organizations, since the Census figures represent information reported separately for each business location or establishment. The establishment count reflects the number of places in business at the end of 1948 excluding administrative and executive offices of multiunit organizations, and "chain store" warehouses.

Sales and receipts.--"1948 sales and receipts" represents sales of merchandise and receipts from repairs and other services to customers. The figures reflect deductions for returned goods and allowances, but not for trade-in allowances; they exclude sales and excise taxes collected from customers and paid directly to any taxing agency.

Proprietors.--"Active proprietors..." represents owners and partners of unincorporated businesses who devoted the major portion of their time to the business in November 1948.

Employment.--"Number of paid employees..." represents all employees on the pay roll for the pay period ending nearest November 15, 1948. "Full workweek" employees, whether regular or seasonal, are those who in the November 15 pay period were paid for working at least the number of hours typically worked in a week by employees of the reporting establishment.

1948 CENSUS OF BUSINESS

RETAIL, WHOLESALE, SERVICE TRADES

U. S. DEPARTMENT OF COMMERCE
BUREAU OF THE CENSUS

PRELIMINARY

For Release April 27, 1950

Release Series BC-1P-16-027

CLINTON COUNTY, KY.

Retail and service establishments located in Clinton County, Kentucky, showed a substantial expansion in dollar volume of trade from 1939 to 1948 according to preliminary figures from the 1948 Census of Business released today by the Bureau of the Census, U. S. Department of Commerce.

Retail sales in the county during 1948 aggregated \$2.3 million, an increase of 229 percent over the \$0.7 million in 1939, when the preceding Census of Business was taken. The service trades included in the Census of Business recorded receipts totaling \$63,000 in 1948 compared with \$28,000 in 1939.

Employment in the county also rose over the 9-year period between 1939 and 1948 for the above trades. Establishments in these trades reported a combined total of 106 paid employees for the workweek ended nearest November 15, 1948. This compared with a total of 21 employees reported for the week of November 15, 1939.

These preliminary figures have been derived from a Census report on Clinton County, Kentucky. Final figures, superseding the preliminary data for Clinton County, will be included in a Bulletin for the State of Kentucky to be issued in several months. Similar data will be made available this year in preliminary and final form for each of the counties and States. A single copy of the preliminary release for Clinton County as well as an order blank for other area releases may be obtained by writing to the Bureau of the Census, Washington 25, D. C.

Table 1.—CENSUS OF BUSINESS PRELIMINARY RESULTS FOR 1948, BY TRADE GROUP

CLINTON COUNTY, KY.

Trade group and kind of business	Number of establishments	1948 sales and receipts (Thousand dollars)	Active proprietors of unincorporated businesses Nov. 1948	Paid employees, workweek ended nearest Nov. 15, 1948	
				Total employees ¹	Full workweek employees
RETAIL TRADE, total.....	91	2,328	94	96	73
Food group.....	49	489	49	7	4
Eating and drinking places.....	6	89	6	18	9
All other retail stores.....	36	1,750	39	71	60
SELECTED SERVICE TRADES ^{2/}	13	63	14	10	9

^{1/} Includes employees paid for less than the full workweek.

^{2/} See General Description on last page for changes from the 1939 Census of Business in the coverage of Service Trades.

GENERAL DESCRIPTION OF PRELIMINARY RELEASES FOR THE 1948 CENSUS OF BUSINESS

This series of releases, of which one is planned for each county in the United States, presents preliminary results of the 1948 Census of Business. The information is based on reports submitted by business establishments for that Census. The figures shown are preliminary, and are subject to revision in the final Census publications, but the changes are expected to be relatively minor with respect to coverage. The final Census figures will be issued in a series of Business Census bulletins which will show additional detailed kind-of-business information for all places where there are a sufficient number of establishments.

The 1948 Census of Business was taken under the provision of the Act of June 19, 1948, which provides that the Business Census be taken for 1948 and for each fifth year thereafter. Previous Business Censuses were taken for the years 1929, 1933, 1935, and 1939.

Scope of the Census.—The 1948 Census of Business covered all establishments in the following trades, as defined by the Standard Industrial Classification Manual, May 1949 issue, of the Executive Office of the President: all retail trades; all wholesale trades; all service trades in the following four groups—personal services, business services, automobile repairs and services, and miscellaneous repair services; hotels; tourist courts and camps; and amusements, including motion picture theaters. Some important services not covered are radio broadcasting and television, medical and health, legal, educational, nonprofit, accounting, and domestic services.

This coverage is similar to that of the 1939 Business Census. However, "custom trades" and "services incidental to transportation," which are no longer included in the standard classification of the service trades, are not covered by the 1948 Census. In a number of localities, these exclusions as well as other changes in the standard classification may have a considerable effect in comparing

1948 with 1939 data, particularly with respect to establishment count.

Establishment definition.—For Census purposes, a business establishment is defined to include only enterprises conducted from a recognizable place of business, provided that the annual sales were in excess of \$5,000 for a wholesale trade establishment and \$500 for establishments in other trades. A detailed analysis of coverage will be provided in future Census of Business publications.

"Number of establishments" is the number of separate business locations, rather than the number of business companies or organizations, since the Census figures represent information reported separately for each business location or establishment. The establishment count reflects the number of places in business at the end of 1948 excluding administrative and executive offices of multiunit organizations, and "chain store" warehouses.

Sales and receipts.—"1948 sales and receipts" represents sales of merchandise and receipts from repairs and other services to customers. The figures reflect deductions for returned goods and allowances, but not for trade-in allowances; they exclude sales and excise taxes collected from customers and paid directly to any taxing agency.

Proprietors.—"Active proprietors..." represents owners and partners of unincorporated businesses who devoted the major portion of their time to the business in November 1948.

Employment.—"Number of paid employees..." represents all employees on the pay roll for the pay period ending nearest November 15, 1948. "Full workweek" employees, whether regular or seasonal, are those who in the November 15 pay period were paid for working at least the number of hours typically worked in a week by employees of the reporting establishment.

1948 CENSUS OF BUSINESS

RETAIL, WHOLESALE, SERVICE TRADES

U. S. DEPARTMENT OF COMMERCE
BUREAU OF THE CENSUS

PRELIMINARY

For Release April 13, 1950

Release Series BC-1P-16-028

CRITTENDEN COUNTY, KY.

Retail, wholesale, and service establishments located in Crittenden County, Kentucky, showed a substantial expansion in dollar volume of trade from 1939 to 1948 according to preliminary figures from the 1948 Census of Business released today by the Bureau of the Census, U. S. Department of Commerce.

Retail sales in the county during 1948 aggregated \$4.4 million, an increase of 214 percent over the \$1.4 million in 1939, when the preceding Census of Business was taken. Wholesale sales in the county reached a total of \$1.5 million in 1948 as compared with \$0.5 million in 1939. The service trades included in the Census of Business recorded receipts totaling \$355,000 in 1948 compared with \$39,000 in 1939.

Employment in the county also rose over the 9-year period between 1939 and 1948 for the above trades. Establishments in these trades reported a combined total of 232 paid employees for the workweek ended nearest November 15, 1948. This compared with a total of 148 employees reported for the week of November 15, 1939.

These preliminary figures have been derived from a Census report on Crittenden County, Kentucky. Final figures, superseding the preliminary data for Crittenden County, will be included in a Bulletin for the State of Kentucky to be issued in several months. Similar data will be made available this year in preliminary and final form for each of the counties and States. A single copy of the preliminary release for Crittenden County as well as an order blank for other area releases may be obtained by writing to the Bureau of the Census, Washington 25, D. C.

Table 1.—CENSUS OF BUSINESS PRELIMINARY RESULTS FOR 1948, BY TRADE GROUP
CRITTENDEN COUNTY, KY.

Trade group and kind of business	Number of establishments	1948 sales and receipts (Thousand dollars)	Active proprietors of unincorporated businesses Nov. 1948	Paid employees, workweek ended nearest Nov. 15, 1948	
				Total employees ¹	Full workweek employees
RETAIL TRADE, total.....	110	4,368	127	171	142
Food group.....	47	1,369	48	35	25
Eating and drinking places.....	8	144	9	26	15
Gasoline service stations.....	7	169	9	7	5
All other retail stores.....	48	2,686	61	103	97
WHOLESALE TRADE.....	7	1,541	3	21	x
SELECTED SERVICE TRADES ^{2/}	24	355	30	40	37

x Not available.

^{1/} Includes employees paid for less than the full workweek.

^{2/} See General Description on last page for changes from the 1939 Census of Business in the coverage of Service Trades.

GENERAL DESCRIPTION OF PRELIMINARY RELEASES FOR THE 1948 CENSUS OF BUSINESS

This series of releases, of which one is planned for each county in the United States, presents preliminary results of the 1948 Census of Business. The information is based on reports submitted by business establishments for that Census. The figures shown are preliminary, and are subject to revision in the final Census publications, but the changes are expected to be relatively minor with respect to coverage. The final Census figures will be issued in a series of Business Census bulletins which will show additional detailed kind-of-business information for all places where there are a sufficient number of establishments.

The 1948 Census of Business was taken under the provision of the Act of June 19, 1948, which provides that the Business Census be taken for 1948 and for each fifth year thereafter. Previous Business Censuses were taken for the years 1929, 1933, 1935, and 1939.

Scope of the Census.—The 1948 Census of Business covered all establishments in the following trades, as defined by the Standard Industrial Classification Manual, May 1949 issue, of the Executive Office of the President: all retail trades; all wholesale trades; all service trades in the following four groups—personal services, business services, automobile repairs and services, and miscellaneous repair services; hotels; tourist courts and camps; and amusements, including motion picture theaters. Some important services not covered are radio broadcasting and television, medical and health, legal, educational, nonprofit, accounting, and domestic services.

This coverage is similar to that of the 1939 Business Census. However, "custom trades" and "services incidental to transportation," which are no longer included in the standard classification of the service trades, are not covered by the 1948 Census. In a number of localities, these exclusions as well as other changes in the standard classification may have a considerable effect in comparing

1948 with 1939 data, particularly with respect to establishment count.

Establishment definition.—For Census purposes, a business establishment is defined to include only enterprises conducted from a recognizable place of business, provided that the annual sales were in excess of \$5,000 for a wholesale trade establishment and \$500 for establishments in other trades. A detailed analysis of coverage will be provided in future Census of Business publications.

"Number of establishments" is the number of separate business locations, rather than the number of business companies or organizations, since the Census figures represent information reported separately for each business location or establishment. The establishment count reflects the number of places in business at the end of 1948 excluding administrative and executive offices of multiunit organizations, and "chain store" warehouses.

Sales and receipts.—"1948 sales and receipts" represents sales of merchandise and receipts from repairs and other services to customers. The figures reflect deductions for returned goods and allowances, but not for trade-in allowances; they exclude sales and excise taxes collected from customers and paid directly to any taxing agency.

Proprietors.—"Active proprietors..." represents owners and partners of unincorporated businesses who devoted the major portion of their time to the business in November 1948.

Employment.—"Number of paid employees..." represents all employees on the pay roll for the pay period ending nearest November 15, 1948. "Full workweek" employees, whether regular or seasonal, are those who in the November 15 pay period were paid for working at least the number of hours typically worked in a week by employees of the reporting establishment.

1948 CENSUS OF BUSINESS

RETAIL, WHOLESALE, SERVICE TRADES

U. S. DEPARTMENT OF COMMERCE
BUREAU OF THE CENSUS

PRELIMINARY

For Release April 27, 1950

Release Series BC-1P-16-029

CUMBERLAND COUNTY, KY.

Retail and service establishments located in Cumberland County, Kentucky, showed a substantial expansion in dollar volume of trade from 1939 to 1948 according to preliminary figures from the 1948 Census of Business released today by the Bureau of the Census, U. S. Department of Commerce.

Retail sales in the county during 1948 aggregated \$2.6 million, an increase of 225 percent over the \$0.8 million in 1939, when the preceding Census of Business was taken. The service trades included in the Census of Business recorded receipts totaling \$120,000 in 1948 compared with \$18,000 in 1939.

Employment in the county also rose over the 9-year period between 1939 and 1948 for the above trades. Establishments in these trades reported a combined total of 168 paid employees for the workweek ended nearest November 15, 1948. This compared with a total of 70 employees reported for the week of November 15, 1939.

These preliminary figures have been derived from a Census report on Cumberland County, Kentucky. Final figures, superseding the preliminary data for Cumberland County, will be included in a Bulletin for the State of Kentucky to be issued in several months. Similar data will be made available this year in preliminary and final form for each of the counties and States. A single copy of the preliminary release for Cumberland County as well as an order blank for other area releases may be obtained by writing to the Bureau of the Census, Washington 25, D. C.

Table 1.—CENSUS OF BUSINESS PRELIMINARY RESULTS FOR 1948, BY TRADE GROUP

CUMBERLAND COUNTY, KY.

Trade group and kind of business	Number of establishments	1948 sales and receipts (Thousand dollars)	Active proprietors of unincorporated businesses Nov. 1948	Paid employees, workweek ended nearest Nov. 15, 1948	
				Total employees ¹	Full workweek employees
RETAIL TRADE ^F , total.....	104	2,562	108	160	116
Food group.....	65	683	65	26	16
Eating and drinking places.....	10	131	9	34	24
Gasoline service stations.....	7	128	7	7	5
All other retail stores.....	22	1,620	27	93	71
SELECTED SERVICE TRADES ^{2/}	22	120	25	8	5

^{1/} Includes employees paid for less than the full workweek.

^{2/} See General Description on last page for changes from the 1939 Census of Business in the coverage of Service Trades.

GENERAL DESCRIPTION OF PRELIMINARY RELEASES FOR THE 1948 CENSUS OF BUSINESS

This series of releases, of which one is planned for each county in the United States, presents preliminary results of the 1948 Census of Business. The information is based on reports submitted by business establishments for that Census. The figures shown are preliminary, and are subject to revision in the final Census publications, but the changes are expected to be relatively minor with respect to coverage. The final Census figures will be issued in a series of Business Census bulletins which will show additional detailed kind-of-business information for all places where there are a sufficient number of establishments.

The 1948 Census of Business was taken under the provision of the Act of June 19, 1948, which provides that the Business Census be taken for 1948 and for each fifth year thereafter. Previous Business Censuses were taken for the years 1929, 1933, 1935, and 1939.

Scope of the Census.—The 1948 Census of Business covered all establishments in the following trades, as defined by the Standard Industrial Classification Manual, May 1949 issue, of the Executive Office of the President: all retail trades; all wholesale trades; all service trades in the following four groups—personal services, business services, automobile repairs and services, and miscellaneous repair services; hotels; tourist courts and camps; and amusements, including motion picture theaters. Some important services not covered are radio broadcasting and television, medical and health, legal, educational, nonprofit, accounting, and domestic services.

This coverage is similar to that of the 1939 Business Census. However, "custom trades" and "services incidental to transportation," which are no longer included in the standard classification of the service trades, are not covered by the 1948 Census. In a number of localities, these exclusions as well as other changes in the standard classification may have a considerable effect in comparing

1948 with 1939 data, particularly with respect to establishment count.

Establishment definition.—For Census purposes, a business establishment is defined to include only enterprises conducted from a recognizable place of business, provided that the annual sales were in excess of \$5,000 for a wholesale trade establishment and \$500 for establishments in other trades. A detailed analysis of coverage will be provided in future Census of Business publications.

"Number of establishments" is the number of separate business locations, rather than the number of business companies or organizations, since the Census figures represent information reported separately for each business location or establishment. The establishment count reflects the number of places in business at the end of 1948 excluding administrative and executive offices of multiunit organizations, and "chain store" warehouses.

Sales and receipts.—"1948 sales and receipts" represents sales of merchandise and receipts from repairs and other services to customers. The figures reflect deductions for returned goods and allowances, but not for trade-in allowances; they exclude sales and excise taxes collected from customers and paid directly to any taxing agency.

Proprietors.—"Active proprietors..." represents owners and partners of unincorporated businesses who devoted the major portion of their time to the business in November 1948.

Employment.—"Number of paid employees..." represents all employees on the pay roll for the pay period ending nearest November 15, 1948. "Full workweek" employees, whether regular or seasonal, are those who in the November 15 pay period were paid for working at least the number of hours typically worked in a week by employees of the reporting establishment.

1948 CENSUS OF BUSINESS

U. S. DEPARTMENT OF COMMERCE
BUREAU OF THE CENSUS

RETAIL, WHOLESALE, SERVICE TRADES

PRELIMINARY

For Release April 27, 1950

Release Series BC-1P-16-030

DAVIESS COUNTY, KY.

Retail, wholesale, and service establishments located in Daviess County, Kentucky, showed a substantial expansion in dollar volume of trade from 1939 to 1948 according to preliminary figures from the 1948 Census of Business released today by the Bureau of the Census, U. S. Department of Commerce.

Retail sales in the county during 1948 aggregated \$44.4 million, an increase of 231 percent over the \$13.4 million in 1939, when the preceding Census of Business was taken. Wholesale sales in the county reached a total of \$31.7 million in 1948 as compared with \$8.1 million in 1939. The service trades included in the Census of Business recorded receipts totaling \$2.1 million in 1948 compared with \$0.8 million in 1939.

Employment in the county also rose over the 9-year period between 1939 and 1948 for the above trades. Establishments in these trades reported a combined total of 3,626 paid employees for the workweek ended nearest November 15, 1948. This compared with a total of 2,269 employees reported for the week of November 15, 1939.

These preliminary figures have been derived from a Census report on Daviess County, Kentucky, which also includes data for the city of Owensboro. Final figures, superseding the preliminary data for Daviess County, will be included in a Bulletin for the State of Kentucky to be issued in several months. Similar data will be made available this year in preliminary and final form for each of the counties and States. A single copy of the preliminary release for Daviess County as well as an order blank for other area releases may be obtained by writing to the Bureau of the Census, Washington 25, D. C.

Table 1.—CENSUS OF BUSINESS PRELIMINARY RESULTS FOR 1948, BY TRADE GROUP

DAVIESS COUNTY, KY.

Trade group and kind of business	Number of establishments	1948 sales and receipts (Thousand dollars)	Active proprietors of unincorporated businesses Nov. 1948	Paid employees, workweek ended nearest Nov. 15, 1948	
				Total employees ¹	Full workweek employees
RETAIL TRADE, total.....	623	44,364	608	2,438	1,916
Food group.....	231	9,677	225	241	161
Eating and drinking places.....	111	3,210	119	361	276
General merchandise grp, general stores.....	14	5,216	9	464	304
Apparel group.....	33	3,099	26	228	176
Furniture-home furnishgs-appliance grp.....	28	2,067	26	109	95
Automotive group.....	37	8,762	40	311	296
Gasoline service stations.....	59	1,382	59	83	68
Lumber-building-hardware group.....	28	5,469	23	267	248
Drug and proprietary stores.....	21	1,293	22	100	64
All other retail stores.....	61	4,189	59	274	228
WHOLESALE TRADE, total.....	70	31,701	51	778	x
Merchant wholesalers.....	43	18,030	36	671	x
Petroleum bulk plants, terminals.....	14	5,157	7	62	x
Other types of wholesale.....	13	8,514	8	45	x
SELECTED SERVICE TRADES, ^{2/} total.....	152	2,050	159	410	364
Personal services.....	95	1,309	91	326	300
All other service trades.....	57	741	68	84	64

x Not available.

^{1/} Includes employees paid for less than the full workweek.

^{2/} See General Description on last page for changes from the 1939 Census of Business in the coverage of Service Trades.

Table 2.—CENSUS OF BUSINESS PRELIMINARY RESULTS FOR 1948 FOR CITIES OF 2,500 INHABITANTS OR MORE

DAVIESS COUNTY, KY.

(Data omitted for trade groups where necessary to avoid disclosure)

City and trade group ¹	Number of establishments	1948 sales and receipts (Thousand dollars)	Active proprietors of unincorporated businesses Nov. 1948	Paid employees, workweek ended nearest Nov. 15, 1948	
				Total employees ²	Full workweek employees
Owensboro:					
Retail trade.....	454	39,012	442	2,215	1,768
Wholesale trade.....	58	26,964	45	702	x
Selected service trades....	133	1,920	138	402	359
Remainder of county:					
Retail trade.....	169	5,352	166	223	148
Wholesale trade.....	12	4,737	6	76	x
Selected service trade.....	19	130	21	8	5

x Not available.

1/ See General Description on this page for changes from the 1939 Census of Business in the coverage of Service Trades.

2/ Includes employees paid for less than the full workweek.

GENERAL DESCRIPTION OF PRELIMINARY RELEASES FOR THE 1948 CENSUS OF BUSINESS

This series of releases, of which one is planned for each county in the United States, presents preliminary results of the 1948 Census of Business. The information is based on reports submitted by business establishments for that Census. The figures shown are preliminary, and are subject to revision in the final Census publications, but the changes are expected to be relatively minor with respect to coverage. The final Census figures will be issued in a series of Business Census bulletins which will show additional detailed kind-of-business information for all places where there are a sufficient number of establishments.

The 1948 Census of Business was taken under the provision of the Act of June 19, 1948, which provides that the Business Census be taken for 1948 and for each fifth year thereafter. Previous Business Censuses were taken for the years 1929, 1933, 1935, and 1939.

Scope of the Census.—The 1948 Census of Business covered all establishments in the following trades, as defined by the Standard Industrial Classification Manual, May 1949 issue, of the Executive Office of the President: all retail trades; all wholesale trades; all service trades in the following four groups—personal services, business services, automobile repairs and services, and miscellaneous repair services; hotels; tourist courts and camps; and amusements, including motion picture theaters. Some important services not covered are radio broadcasting and television, medical and health, legal, educational, nonprofit, accounting, and domestic services.

This coverage is similar to that of the 1939 Business Census. However, "custom trades" and "services incidental to transportation," which are no longer included in the standard classification of the service trades, are not covered by the 1948 Census. In a number of localities, these exclusions as well as other changes in the standard classification may have

a considerable effect in comparing 1948 with 1939 data, particularly with respect to establishment count.

Establishment definition.—For Census purposes, a business establishment is defined to include only enterprises conducted from a recognizable place of business, provided that the annual sales were in excess of \$5,000 for a wholesale trade establishment and \$500 for establishments in other trades. A detailed analysis of coverage will be provided in future Censuses of Business publications.

"Number of establishments" is the number of separate business locations, rather than the number of business companies or organizations, since the Census figures represent information reported separately for each business location or establishment. The establishment count reflects the number of places in business at the end of 1948 excluding administrative and executive offices of multiunit organizations, and "chain store" warehouses.

Sales and receipts.—"1948 sales and receipts" represents sales of merchandise and receipts from repairs and other services to customers. The figures reflect deductions for returned goods and allowances, but not for trade-in allowances; they exclude sales and excise taxes collected from customers and paid directly to any taxing agency.

Proprietors.—"Active proprietors..." represents owners and partners of unincorporated businesses who devoted the major portion of their time to the business in November 1948.

Employment.—"Number of paid employees..." represents all employees on the pay roll for the pay period ending nearest November 15, 1948. "Full workweek" employees, whether regular or seasonal, are those who in the November 15 pay period were paid for working at least the number of hours typically worked in a week by employees of the reporting establishment.

1948 CENSUS OF BUSINESS

RETAIL, WHOLESALE, SERVICE TRADES

U. S. DEPARTMENT OF COMMERCE
BUREAU OF THE CENSUS

PRELIMINARY

For Release April 13, 1950

Release Series BC-1P-16-031

EDMONSON COUNTY, KY.

Retail and service establishments located in Edmonson County, Kentucky, showed a substantial expansion in dollar volume of trade from 1939 to 1948 according to preliminary figures from the 1948 Census of Business released today by the Bureau of the Census, U. S. Department of Commerce.

Retail sales in the county during 1948 aggregated \$1.7 million, an increase of 183 percent over the \$0.6 million in 1939, when the preceding Census of Business was taken. The service trades included in the Census of Business recorded receipts totaling \$29,000 in 1948 compared with \$11,000 in 1939.

Employment in the county also rose over the 9-year period between 1939 and 1948 for the above trades. Establishments in these trades reported a combined total of 49 paid employees for the workweek ended nearest November 15, 1948. This compared with a total of 39 employees reported for the week of November 15, 1939.

These preliminary figures have been derived from a Census report on Edmonson County, Kentucky. Final figures, superseding the preliminary data for Edmonson County, will be included in a Bulletin for the State of Kentucky to be issued in several months. Similar data will be made available this year in preliminary and final form for each of the counties and States. A single copy of the preliminary release for Edmonson County as well as an order blank for other area releases may be obtained by writing to the Bureau of the Census, Washington 25, D. C.

Table 1.—CENSUS OF BUSINESS PRELIMINARY RESULTS FOR 1948, BY TRADE GROUP

EDMONSON COUNTY, KY.

Trade group and kind of business	Number of establishments	1948 sales and receipts (Thousand dollars)	Active proprietors of unincorporated businesses Nov. 1948	Paid employees, workweek ended nearest Nov. 15, 1948	
				Total employees ¹	Full workweek employees
RETAIL TRADE, total.....	90	1,656	94	45	40
Food group.....	46	500	46	2	1
Gasoline service stations.....	10	154	12	5	4
All other retail stores.....	34	1,002	36	38	35
SELECTED SERVICE TRADES ^{2/}	9	29	9	4	2

^{1/} Includes employees paid for less than the full workweek.

^{2/} See General Description on last page for changes from the 1939 Census of Business in the coverage of Service Trades.

GENERAL DESCRIPTION OF PRELIMINARY RELEASES FOR THE 1948 CENSUS OF BUSINESS

This series of releases, of which one is planned for each county in the United States, presents preliminary results of the 1948 Census of Business. The information is based on reports submitted by business establishments for that Census. The figures shown are preliminary, and are subject to revision in the final Census publications, but the changes are expected to be relatively minor with respect to coverage. The final Census figures will be issued in a series of Business Census bulletins which will show additional detailed kind-of-business information for all places where there are a sufficient number of establishments.

The 1948 Census of Business was taken under the provision of the Act of June 19, 1948, which provides that the Business Census be taken for 1948 and for each fifth year thereafter. Previous Business Censuses were taken for the years 1929, 1933, 1935, and 1939.

Scope of the Census.--The 1948 Census of Business covered all establishments in the following trades, as defined by the Standard Industrial Classification Manual, May 1949 issue, of the Executive Office of the President: all retail trades; all wholesale trades; all service trades in the following four groups--personal services, business services, automobile repairs and services, and miscellaneous repair services; hotels; tourist courts and camps; and amusements, including motion picture theaters. Some important services not covered are radio broadcasting and television, medical and health, legal, educational, nonprofit, accounting, and domestic services.

This coverage is similar to that of the 1939 Business Census. However, "custom trades" and "services incidental to transportation," which are no longer included in the standard classification of the service trades, are not covered by the 1948 Census. In a number of localities, these exclusions as well as other changes in the standard classification may have a considerable effect in comparing

1948 with 1939 data, particularly with respect to establishment count.

Establishment definition.--For Census purposes, a business establishment is defined to include only enterprises conducted from a recognizable place of business, provided that the annual sales were in excess of \$5,000 for a wholesale trade establishment and \$500 for establishments in other trades. A detailed analysis of coverage will be provided in future Census of Business publications.

"Number of establishments" is the number of separate business locations, rather than the number of business companies or organizations, since the Census figures represent information reported separately for each business location or establishment. The establishment count reflects the number of places in business at the end of 1948 excluding administrative and executive offices of multiunit organizations, and "chain store" warehouses.

Sales and receipts.--"1948 sales and receipts" represents sales of merchandise and receipts from repairs and other services to customers. The figures reflect deductions for returned goods and allowances, but not for trade-in allowances; they exclude sales and excise taxes collected from customers and paid directly to any taxing agency.

Proprietors.--"Active proprietors..." represents owners and partners of unincorporated businesses who devoted the major portion of their time to the business in November 1948.

Employment.--"Number of paid employees..." represents all employees on the pay roll for the pay period ending nearest November 15, 1948. "Full workweek" employees, whether regular or seasonal, are those who in the November 15 pay period were paid for working at least the number of hours typically worked in a week by employees of the reporting establishment.

1948 CENSUS OF BUSINESS

RETAIL, WHOLESALE, SERVICE TRADES

U. S. DEPARTMENT OF COMMERCE
BUREAU OF THE CENSUS

PRELIMINARY

For Release April 26, 1950

Release Series BC-1P-16-032

ELLIOTT COUNTY, KY.

Retail establishments located in Elliott County, Kentucky, showed an expansion in dollar volume of trade from 1939 to 1948 according to preliminary figures from the 1948 Census of Business released today by the Bureau of the Census, U. S. Department of Commerce.

Retail sales in the county during 1948 aggregated \$611,000, an increase of 48 percent over the \$414,000 in 1939, when the preceding Census of Business was taken.

Employment in the county decreased over the 9-year period between 1939 and 1948 for the above trade. Retail establishments reported a total of 8 paid employees for the workweek ended nearest November 15, 1948. This compared with a total of 15 employees reported for the week of November 15, 1939.

These preliminary figures have been derived from a Census report on Elliott County, Kentucky. Final figures, superseding the preliminary data for Elliott County, will be included in a Bulletin for the State of Kentucky to be issued in several months. Similar data will be made available this year in preliminary and final form for each of the counties and States. A single copy of the preliminary release for Elliott County as well as an order blank for other area releases may be obtained by writing to the Bureau of the Census, Washington 25, D. C.

Table 1.—CENSUS OF BUSINESS PRELIMINARY RESULTS FOR 1948, BY TRADE GROUP

ELLIOTT COUNTY, KY.

Trade group and kind of business	Number of establishments	1948 sales and receipts (Thousand dollars)	Active proprietors of unincorporated businesses Nov. 1948	Paid employees, workweek ended nearest Nov. 15, 1948	
				Total employees ¹	Full workweek employees
RETAIL TRADE, total.....	71	611	63	8	6
Food group.....	48	359	39	1	-
All other retail stores.....	23	252	24	7	6

1/ Includes employees paid for less than the full workweek.

GENERAL DESCRIPTION OF PRELIMINARY RELEASES FOR THE
1948 CENSUS OF BUSINESS

This series of releases, of which one is planned for each county in the United States, presents preliminary results of the 1948 Census of Business. The information is based on reports submitted by business establishments for that Census. The figures shown are preliminary, and are subject to revision in the final Census publications, but the changes are expected to be relatively minor with respect to coverage. The final Census figures will be issued in a series of Business Census bulletins which will show additional detailed kind-of-business information for all places where there are a sufficient number of establishments.

The 1948 Census of Business was taken under the provision of the Act of June 19, 1948, which provides that the Business Census be taken for 1948 and for each fifth year thereafter. Previous Business Censuses were taken for the years 1929, 1933, 1935, and 1939.

Scope of the Census.—The 1948 Census of Business covered all establishments in the following trades, as defined by the Standard Industrial Classification Manual, May 1949 issue, of the Executive Office of the President: all retail trades; all wholesale trades; all service trades in the following four groups—personal services, business services, automobile repairs and services, and miscellaneous repair services; hotels; tourist courts and camps; and amusements, including motion picture theaters. Some important services not covered are radio broadcasting and television, medical and health, legal, educational, nonprofit, accounting, and domestic services.

This coverage is similar to that of the 1939 Business Census. However, "custom trades" and "services incidental to transportation," which are no longer included in the standard classification of the service trades, are not covered by the 1948 Census. In a number of localities, these exclusions as well as other changes in the standard classification may have a considerable effect in comparing

1948 with 1939 data, particularly with respect to establishment count.

Establishment definition.—For Census purposes, a business establishment is defined to include only enterprises conducted from a recognizable place of business, provided that the annual sales were in excess of \$5,000 for a wholesale trade establishment and \$500 for establishments in other trades. A detailed analysis of coverage will be provided in future Census of Business publications.

"Number of establishments" is the number of separate business locations, rather than the number of business companies or organizations, since the Census figures represent information reported separately for each business location or establishment. The establishment count reflects the number of places in business at the end of 1948 excluding administrative and executive offices of multiunit organizations, and "chain store" warehouses.

Sales and receipts.—"1948 sales and receipts" represents sales of merchandise and receipts from repairs and other services to customers. The figures reflect deductions for returned goods and allowances, but not for trade-in allowances; they exclude sales and excise taxes collected from customers and paid directly to any taxing agency.

Proprietors.—"Active proprietors..." represents owners and partners of unincorporated businesses who devoted the major portion of their time to the business in November 1948.

Employment.—"Number of paid employees..." represents all employees on the pay roll for the pay period ending nearest November 15, 1948. "Full workweek" employees, whether regular or seasonal, are those who in the November 15 pay period were paid for working at least the number of hours typically worked in a week by employees of the reporting establishment.

1948 CENSUS OF BUSINESS

U. S. DEPARTMENT OF COMMERCE
BUREAU OF THE CENSUS

RETAIL, WHOLESALE, SERVICE TRADES

PRELIMINARY

For Release April 20, 1950

Release Series BC-1P-16-033

ESTILL COUNTY, KY.

Retail, wholesale, and service establishments located in Estill County, Kentucky, showed a substantial expansion in dollar volume of trade from 1939 to 1948 according to preliminary figures from the 1948 Census of Business released today by the Bureau of the Census, U. S. Department of Commerce.

Retail sales in the county during 1948 aggregated \$4.1 million, an increase of 128 percent over the \$1.8 million in 1939, when the preceding Census of Business was taken. Wholesale sales in the county reached a total of \$1.2 million in 1948 as compared with \$0.5 million in 1939. The service trades included in the Census of Business recorded receipts totaling \$159,000 in 1948 compared with \$77,000 in 1939.

Employment in the county also rose over the 9-year period between 1939 and 1948 for the above trades. Establishments in these trades reported a combined total of 221 paid employees for the workweek ended nearest November 15, 1948. This compared with a total of 207 employees reported for the week of November 15, 1939.

These preliminary figures have been derived from a Census report on Estill County, Kentucky, which also includes data for the city of Irvine. Final figures, superseding the preliminary data for Estill County, will be included in a Bulletin for the State of Kentucky to be issued in several months. Similar data will be made available this year in preliminary and final form for each of the counties and States. A single copy of the preliminary release for Estill County as well as an order blank for other area releases may be obtained by writing to the Bureau of the Census, Washington, 25, D. C.

Table 1.—CENSUS OF BUSINESS PRELIMINARY RESULTS FOR 1948, BY TRADE GROUP
ESTILL COUNTY, KY.

Trade group and kind of business	Number of establishments	1948 sales and receipts (Thousand dollars)	Active proprietors of unincorporated businesses Nov. 1948	Paid employees, workweek ended nearest Nov. 15, 1948	
				Total employees ¹	Full workweek employees
RETAIL TRADE, total.....	175	4,141	179	167	143
Food group.....	79	1,418	79	31	22
Eating and drinking places.....	8	135	6	36	33
General merchandise grp, general stores	36	632	37	14	11
Apparel group.....	10	368	10	15	11
Furniture-home furnishings-appliance grp	7	248	8	4	4
Automotive group.....	8	452	10	18	18
Gasoline service stations.....	10	172	11	8	5
Lumber-building-hardware group.....	6	247	6	5	5
All other retail stores.....	11	469	12	36	34
WHOLESALE TRADE.....	8	1,155	5	31	x
SELECTED SERVICE TRADES ² /.....	26	159	24	23	22
AMUSEMENTS.....	6	42	5	8	x

x Not available.

¹/ Includes employees paid for less than the full workweek.

²/ See General Description on last page for changes from the 1939 Census of Business in the coverage of Service Trades.

Table 2.—CENSUS OF BUSINESS PRELIMINARY RESULTS FOR 1948 FOR CITIES OF 2,500 INHABITANTS OR MORE

ESTILL COUNTY, KY.

(Data omitted for trade groups where necessary to avoid disclosure)

City and trade group	Number of establishments	1948 sales and receipts (Thousand dollars)	Active proprietors of unincorporated businesses Nov. 1948	Paid employees, workweek ended nearest Nov. 15, 1948	
				Total employees ¹	Full workweek employees
Irvine:					
Retail trade.....	61	2,455	62	116	96
Remainder of county:					
Retail trade.....	114	1,686	117	51	47

¹/ Includes employees paid for less than the full workweek.

GENERAL DESCRIPTION OF PRELIMINARY RELEASES FOR THE 1948 CENSUS OF BUSINESS

This series of releases, of which one is planned for each county in the United States, presents preliminary results of the 1948 Census of Business. The information is based on reports submitted by business establishments for that Census. The figures shown are preliminary, and are subject to revision in the final Census publications, but the changes are expected to be relatively minor with respect to coverage. The final Census figures will be issued in a series of Business Census bulletins which will show additional detailed kind-of-business information for all places where there are a sufficient number of establishments.

The 1948 Census of Business was taken under the provision of the Act of June 19, 1948, which provides that the Business Census be taken for 1948 and for each fifth year thereafter. Previous Business Censuses were taken for the years 1929, 1933, 1938, and 1939.

Scope of the Census.—The 1948 Census of Business covered all establishments in the following trades, as defined by the Standard Industrial Classification Manual, May 1949 issue, of the Executive Office of the President: all retail trades; all wholesale trades; all service trades in the following four groups—personal services, business services, automobile repairs and services, and miscellaneous repair services; hotels; tourist courts and camps; and amusements, including motion picture theaters. Some important services not covered are radio broadcasting and television, medical and health, legal, educational, nonprofit, accounting, and domestic services.

This coverage is similar to that of the 1939 Business Census. However, "custom trades" and "services incidental to transportation," which are no longer included in the standard classification of the service trades, are not covered by the 1948 Census. In a number of localities, these exclusions as well as

other changes in the standard classification may have a considerable effect in comparing 1948 with 1939 data, particularly with respect to establishment count.

Establishment definition.—For Census purposes, a business establishment is defined to include only enterprises conducted from a recognizable place of business, provided that the annual sales were in excess of \$5,000 for a wholesale trade establishment and \$500 for establishments in other trades. A detailed analysis of coverage will be provided in future Censuses of Business publications.

"Number of establishments" is the number of separate business locations, rather than the number of business companies or organizations, since the Census figures represent information reported separately for each business location or establishment. The establishment count reflects the number of places in business at the end of 1948 excluding administrative and executive offices of multiunit organizations, and "chain store" warehouses.

Sales and receipts.—"1948 sales" and receipts" represents sales of merchandise and receipts from repairs and other services to customers. The figures reflect deductions for returned goods and allowances, but not for trade-in allowances; they exclude sales and excise taxes collected from customers and paid directly to any taxing agency.

Proprietors.—"Active proprietors..." represents owners and partners of unincorporated businesses who devoted the major portion of their time to the business in November 1948.

Employment.—"Number of paid employees..." represents all employees on the pay roll for the pay period ending nearest November 15, 1948. "Full workweek" employees, whether regular or seasonal, are those who in the November 15 pay period were paid for working at least the number of hours typically worked in a week by employees of the reporting establishment.

1948 CENSUS OF BUSINESS

RETAIL, WHOLESALE, SERVICE TRADES

U. S. DEPARTMENT OF COMMERCE
BUREAU OF THE CENSUS

PRELIMINARY

For Release April 24, 1950

Release Series BC-1P-16-034

FAYETTE COUNTY, KY.

Retail, wholesale, and service establishments located in Fayette County, Kentucky, showed a substantial expansion in dollar volume of trade from 1939 to 1948 according to preliminary figures from the 1948 Census of Business released today by the Bureau of the Census, U. S. Department of the Census, U. S. Department of Commerce.

Retail sales in the county during 1948 aggregated \$107.4 million, an increase of 215 percent over the \$34.1 million in 1939, when the preceding Census of Business was taken. Wholesale sales in the county reached a total of \$164.1 million in 1948 as compared with \$49.9 million in 1939. The service trades included in the Census of Business recorded receipts totaling \$6.5 million in 1948 compared with \$2.2 million in 1939.

Employment in the county also rose over the 9-year period between 1939 and 1948 for the above trades. Establishments in these trades reported a combined total of 10,403 paid employees for the workweek ended nearest November 15, 1948. This compared with a total of 6,668 employees reported for the week of November 15, 1939.

These preliminary figures have been derived from a Census report on Fayette County, Kentucky, which also includes data for the city of Lexington. Final figures, superseding the preliminary data for Fayette County, will be included in a Bulletin for the State of Kentucky to be issued in several months. Similar data will be made available this year in preliminary and final form for each of the counties and States. A single copy of the preliminary release for Fayette County as well as an order blank for other area releases may be obtained by writing to the Bureau of the Census, Washington 25, D. C.

90334

Table 1.—CENSUS OF BUSINESS PRELIMINARY RESULTS FOR 1948, BY TRADE GROUP

FAYETTE COUNTY, KY.

Trade group and kind of business	Number of establishments	1948 sales and receipts (Thousand dollars)	Active proprietors of unincorporated businesses Nov. 1948	Paid employees, workweek ended nearest Nov. 15, 1948	
				Total employees ¹	Full workweek employees
RETAIL TRADE, total.....	1,016	107,419	887	6,665	5,806
Food group.....	260	20,775	241	798	624
Eating and drinking places.....	220	6,606	212	990	893
General merchandise grp, general stores.	16	15,969	6	1,288	1,033
Apparel group.....	71	12,772	47	796	698
Furniture-home furnishgs-appliance grp.	53	5,389	53	367	350
Automotive group.....	35	13,261	22	462	439
Gasoline service stations.....	89	4,405	87	231	203
Lumber-building-hardware group.....	55	8,403	38	649	594
Drug and proprietary stores.....	25	4,387	18	406	367
All other retail stores.....	192	15,452	163	678	605
WHOLESALE TRADE, total.....	181	164,099	92	2,390	x
Merchant wholesalers, total.....	113	70,033	59	1,612	x
Groceries, foods.....	29	14,378	22	381	x
Hardware, elec'l, plum'g and heat'g..	10	9,866	7	153	x
Mach'y, equip't, industrial supplies..	18	6,674	11	235	x
Automotive parts, accessories.....	9	2,439	3	164	x
All other merchant wholesalers.....	47	36,676	16	679	x
Manufact'rs' sales branches, offices...	18	9,996	-	191	x
Agents, brokers (merchandise).....	38	76,085	30	485	x
Other types of wholesale.....	12	7,985	3	102	x
SELECTED SERVICE TRADES, ^{2/} total.....	337	6,530	335	1,348	1,215
Personal services.....	190	3,929	188	1,002	908
Business services.....	30	590	23	112	93
Automotive repairs and services.....	60	1,190	65	133	120
Other repair services.....	57	821	59	101	94
HOTELS.....	14	2,543	15	615	600
TOURIST COURTS AND CAMPS.....	10	97	11	14	14

x Not available.

^{1/} Includes employees paid for less than the full workweek.^{2/} See General Description on last page for changes from the 1939 Census of Business in the coverage of Service Trades.

Table 2.—CENSUS OF BUSINESS PRELIMINARY RESULTS FOR 1948 FOR CITIES OF 2,500 INHABITANTS OR MORE

FAYETTE COUNTY, KY.

(Data omitted for trade groups where necessary to avoid disclosure)

City and trade group ¹	Number of establishments	1948 sales and receipts (Thousand dollars)	Active proprietors of unincorporated businesses Nov. 1948	Paid employees, workweek ended nearest Nov. 15, 1948	
				Total employees ²	Full workweek employees
Lexington:					
Retail trade.....	851	99,629	724	6,305	5,481
Wholesale trade.....	172	143,584	87	2,185	x
Selected service trades....	311	6,423	306	1,331	1,203
Hotels.....	14	2,543	15	615	600
Remainder of county:					
Retail trade.....	165	7,790	163	360	325
Wholesale trade.....	9	20,515	5	205	x
Selected service trades....	26	107	29	17	12

x Not available.

- 1/ See General Description on this page for changes from the 1939 Census of Business in the coverage of Service Trades.
- 2/ Includes employees paid for less than the full workweek.

GENERAL DESCRIPTION OF PRELIMINARY RELEASES FOR THE 1948 CENSUS OF BUSINESS

This series of releases, of which one is planned for each county in the United States, presents preliminary results of the 1948 Census of Business. The information is based on reports submitted by business establishments for that Census. The figures shown are preliminary, and are subject to revision in the final Census publications, but the changes are expected to be relatively minor with respect to coverage. The final Census figures will be issued in a series of Business Census bulletins which will show additional detailed kind-of-business information for all places where there are a sufficient number of establishments.

The 1948 Census of Business was taken under the provision of the Act of June 19, 1948, which provides that the Business Census be taken for 1948 and for each fifth year thereafter. Previous Business Censuses were taken for the years 1929, 1933, 1935, and 1939.

Scope of the Census.—The 1948 Census of Business covered all establishments in the following trades, as defined by the Standard Industrial Classification Manual, May 1949 issue, of the Executive Office of the President: all retail trades; all wholesale trades; all service trades in the following four groups—personal services, business services, automobile repairs and services, and miscellaneous repair services; hotels; tourist courts and camps; and amusements, including motion picture theaters. Some important services not covered are radio broadcasting and television, medical and health, legal, educational, nonprofit, accounting, and domestic services.

This coverage is similar to that of the 1939 Business Census. However, "custom trades" and "services incidental to transportation," which are no longer included in the standard classification of the service trades, are not covered by the 1948 Census. In a number of localities, these exclusions as well as other changes in the standard classification may have

a considerable effect in comparing 1948 with 1939 data, particularly with respect to establishment count.


Establishment definition.—For Census purposes, a business establishment is defined to include only enterprises conducted from a recognizable place of business, provided that the annual sales were in excess of \$5,000 for a wholesale trade establishment and \$500 for establishments in other trades. A detailed analysis of coverage will be provided in future Censuses of Business publications.

"Number of establishments" is the number of separate business locations, rather than the number of business companies or organizations, since the Census figures represent information reported separately for each business location or establishment. The establishment count reflects the number of places in business at the end of 1948 excluding administrative and executive offices of multiunit organizations, and "chain store" warehouses.

Sales and receipts.—"1948 sales and receipts" represents sales of merchandise and receipts from repairs and other services to customers. The figures reflect deductions for returned goods and allowances, but not for trade-in allowances; they exclude sales and excise taxes collected from customers and paid directly to any taxing agency.

Proprietors.—"Active proprietors..." represents owners and partners of unincorporated businesses who devoted the major portion of their time to the business in November 1948.

Employment.—"Number of paid employees..." represents all employees on the pay roll for the pay period ending nearest November 15, 1948. "Full workweek" employees, whether regular or seasonal, are those who in the November 15 pay period were paid for working at least the number of hours typically worked in a week by employees of the reporting establishment.



1948 CENSUS OF BUSINESS

RETAIL, WHOLESALE, SERVICE TRADES

U. S. DEPARTMENT OF COMMERCE
BUREAU OF THE CENSUS

PRELIMINARY

For Release May 4, 1950

Release Series BC-1P-16-035

FLEMING COUNTY, KY.

Retail and service establishments located in Fleming County, Kentucky, showed a substantial expansion in dollar volume of trade from 1939 to 1948 according to preliminary figures from the 1948 Census of Business released today by the Bureau of the Census, U. S. Department of Commerce.

Retail sales in the county during 1948 aggregated \$4.6 million, an increase of 188 percent over the \$1.6 million in 1939, when the preceding Census of Business was taken. The service trades included in the Census of Business recorded receipts totaling \$185,000 in 1948 compared with \$96,000 in 1939.

Employment in the county also rose over the 9-year period between 1939 and 1948 for the above trades. Establishments in these trades reported a combined total of 239 paid employees for the workweek ended nearest November 15, 1948. This compared with a total of 189 employees reported for the week of November 15, 1939.

These preliminary figures have been derived from a Census report on Fleming County, Kentucky. Final figures, superseding the preliminary data for Fleming County, will be included in a Bulletin for the State of Kentucky to be issued in several months. Similar data will be made available this year in preliminary and final form for each of the counties and States. A single copy of the preliminary release for Fleming County as well as an order blank for other area releases may be obtained by writing to the Bureau of the Census, Washington 25, D. C.

Table 1.—CENSUS OF BUSINESS PRELIMINARY RESULTS FOR 1948, BY TRADE GROUP
FLEMING COUNTY, KY.

Trade group and kind of business	Number of establishments	1948 sales and receipts (Thousand dollars)	Active proprietors of unincorporated businesses Nov. 1948	Paid employees, workweek ended nearest Nov. 15, 1948	
				Total employees ¹	Full workweek employees
RETAIL TRADE, total.....	135	4,584	150	220	163
Food group.....	53	1,364	56	44	21
Eating and drinking places.....	7	143	10	17	13
Gasoline service stations.....	17	372	21	11	11
All other retail stores.....	58	2,705	63	148	118
SELECTED SERVICE TRADES, ^{2/} total.....	20	185	22	19	17
Personal services.....	13	92	14	15	13
All other service trades.....	7	93	8	4	4

^{1/} Includes employees paid for less than the full workweek.

^{2/} See General Description on last page for changes from the 1939 Census of Business in the coverage of Service Trades.

GENERAL DESCRIPTION OF PRELIMINARY RELEASES FOR THE 1948 CENSUS OF BUSINESS

This series of releases, of which one is planned for each county in the United States, presents preliminary results of the 1948 Census of Business. The information is based on reports submitted by business establishments for that Census. The figures shown are preliminary, and are subject to revision in the final Census publications, but the changes are expected to be relatively minor with respect to coverage. The final Census figures will be issued in a series of Business Census bulletins which will show additional detailed kind-of-business information for all places where there are a sufficient number of establishments.

The 1948 Census of Business was taken under the provision of the Act of June 19, 1948, which provides that the Business Census be taken for 1948 and for each fifth year thereafter. Previous Business Censuses were taken for the years 1929, 1933, 1935, and 1939.

Scope of the Census.—The 1948 Census of Business covered all establishments in the following trades, as defined by the Standard Industrial Classification Manual, May 1949 issue, of the Executive Office of the President: all retail trades; all wholesale trades; all service trades in the following four groups—personal services, business services, automobile repairs and services, and miscellaneous repair services; hotels; tourist courts and camps; and amusements, including motion picture theaters. Some important services not covered are radio broadcasting and television, medical and health, legal, educational, nonprofit, accounting, and domestic services.

This coverage is similar to that of the 1939 Business Census. However, "custom trades" and "services incidental to transportation," which are no longer included in the standard classification of the service trades, are not covered by the 1948 Census. In a number of localities, these exclusions as well as other changes in the standard classification may have a considerable effect in comparing

1948 with 1939 data, particularly with respect to establishment count.

Establishment definition.—For Census purposes, a business establishment is defined to include only enterprises conducted from a recognizable place of business, provided that the annual sales were in excess of \$5,000 for a wholesale trade establishment and \$500 for establishments in other trades. A detailed analysis of coverage will be provided in future Census of Business publications.

"Number of establishments" is the number of separate business locations, rather than the number of business companies or organizations, since the Census figures represent information reported separately for each business location or establishment. The establishment count reflects the number of places in business at the end of 1948 excluding administrative and executive offices of multiunit organizations, and "chain store" warehouses.

Sales and receipts.—"1948 sales and receipts" represents sales of merchandise and receipts from repairs and other services to customers. The figures reflect deductions for returned goods and allowances, but not for trade-in allowances; they exclude sales and excise taxes collected from customers and paid directly to any taxing agency.

Proprietors.—"Active proprietors..." represents owners and partners of unincorporated businesses who devoted the major portion of their time to the business in November 1948.

Employment.—"Number of paid employees..." represents all employees on the pay roll for the pay period ending nearest November 15, 1948. "Full workweek" employees, whether regular or seasonal, are those who in the November 15 pay period were paid for working at least the number of hours typically worked in a week by employees of the reporting establishment.

1948 CENSUS OF BUSINESS

RETAIL, WHOLESALE, SERVICE TRADES

U. S. DEPARTMENT OF COMMERCE
BUREAU OF THE CENSUS

PRELIMINARY

For Release April 13, 1950

Release Series BC-1P-16-036

FLOYD COUNTY, KY.

Retail, wholesale, and service establishments located in Floyd County, Kentucky, showed a substantial expansion in dollar volume of trade from 1939 to 1948 according to preliminary figures from the 1948 Census of Business released today by the Bureau of the Census, U. S. Department of Commerce.

Retail sales in the county during 1948 aggregated \$19.3 million, an increase of 239 percent over the \$5.7 million in 1939, when the preceding Census of Business was taken. Wholesale sales in the county reached a total of \$5.9 million in 1948 as compared with \$0.6 million in 1939. The service trades included in the Census of Business recorded receipts totaling \$601,000 in 1948 compared with \$123,000 in 1939.

Employment in the county also rose over the 9-year period between 1939 and 1948 for the above trades. Establishments in these trades reported a combined total of 743 paid employees for the workweek ended nearest November 15, 1948. This compared with a total of 453 employees reported for the week of November 15, 1939.

These preliminary figures have been derived from a Census report on Floyd County, Kentucky. Final figures, superseding the preliminary data for Floyd County, will be included in a Bulletin for the State of Kentucky to be issued in several months. Similar data will be made available this year in preliminary and final form for each of the counties and States. A single copy of the preliminary release for Floyd County as well as an order blank for other area releases may be obtained by writing to the Bureau of the Census, Washington 25, D. C.

Table 1.—CENSUS OF BUSINESS PRELIMINARY RESULTS FOR 1948, BY TRADE GROUP
FLOYD COUNTY, KY.

Trade group and kind of business	Number of establishments	1948 sales and receipts (Thousand dollars)	Active proprietors of unincorporated businesses Nov. 1948	Paid employees, workweek ended nearest Nov. 15, 1948	
				Total employees ¹	Full workweek employees
RETAIL TRADE, total.....	591	19,302	570	618	520
Food group.....	324	4,733	319	95	79
Eating and drinking places.....	63	628	63	65	44
General merchandise grp, general stores	64	4,771	56	186	157
Apparel group.....	24	851	25	27	26
Furniture-home furnishgs-appliance grp	26	1,772	26	42	35
Automotive group.....	15	3,681	8	121	104
Gasoline service stations.....	36	865	32	30	27
Lumber-building-hardware group.....	14	1,443	17	32	32
Drug and proprietary stores.....	8	286	8	15	12
All other retail stores.....	17	272	16	5	4
WHOLESALE TRADE, total.....	20	5,917	22	56	x
Merchant wholesalers.....	14	4,100	16	42	x
Other types of wholesalers.....	6	1,817	6	14	x
SELECTED SERVICE TRADES, ^{2/} total.....	72	601	82	69	64
Personal services.....	49	370	53	58	54
All other service trades.....	23	231	29	11	10
AMUSEMENTS.....	23	361	18	29	x

x Not available.

1/ Includes employees paid for less than the full workweek.

2/ See General Description on last page for changes from the 1939 Census of Business in the coverage of Service Trades.

GENERAL DESCRIPTION OF PRELIMINARY RELEASES FOR THE 1948 CENSUS OF BUSINESS

This series of releases, of which one is planned for each county in the United States, presents preliminary results of the 1948 Census of Business. The information is based on reports submitted by business establishments for that Census. The figures shown are preliminary, and are subject to revision in the final Census publications, but the changes are expected to be relatively minor with respect to coverage. The final Census figures will be issued in a series of Business Census bulletins which will show additional detailed kind-of-business information for all places where there are a sufficient number of establishments.

The 1948 Census of Business was taken under the provision of the Act of June 19, 1948, which provides that the Business Census be taken for 1948 and for each fifth year thereafter. Previous Business Censuses were taken for the years 1929, 1933, 1935, and 1939.

Scope of the Census.--The 1948 Census of Business covered all establishments in the following trades, as defined by the Standard Industrial Classification Manual, May 1949 issue, of the Executive Office of the President: all retail trades; all wholesale trades; all service trades in the following four groups--personal services, business services, automobile repairs and services, and miscellaneous repair services; hotels; tourist courts and camps; and amusements, including motion picture theaters. Some important services not covered are radio broadcasting and television, medical and health, legal, educational, nonprofit, accounting, and domestic services.

This coverage is similar to that of the 1939 Business Census. However, "custom trades" and "services incidental to transportation," which are no longer included in the standard classification of the service trades, are not covered by the 1948 Census. In a number of localities, these exclusions as well as other changes in the standard classification may have a considerable effect in comparing

1948 with 1939 data, particularly with respect to establishment count.

Establishment definition.--For Census purposes, a business establishment is defined to include only enterprises conducted from a recognizable place of business, provided that the annual sales were in excess of \$5,000 for a wholesale trade establishment and \$500 for establishments in other trades. A detailed analysis of coverage will be provided in future Census of Business publications.

"Number of establishments" is the number of separate business locations, rather than the number of business companies or organizations, since the Census figures represent information reported separately for each business location or establishment. The establishment count reflects the number of places in business at the end of 1948 excluding administrative and executive offices of multiunit organizations, and "chain store" warehouses.

Sales and receipts.--"1948 sales and receipts" represents sales of merchandise and receipts from repairs and other services to customers. The figures reflect deductions for returned goods and allowances, but not for trade-in allowances; they exclude sales and excise taxes collected from customers and paid directly to any taxing agency.

Proprietors.--"Active proprietors..." represents owners and partners of unincorporated businesses who devoted the major portion of their time to the business in November 1948.

Employment.--"Number of paid employees..." represents all employees on the pay roll for the pay period ending nearest November 15, 1948. "Full workweek" employees, whether regular or seasonal, are those who in the November 15 pay period were paid for working at least the number of hours typically worked in a week by employees of the reporting establishment.

1948 CENSUS OF BUSINESS

U. S. DEPARTMENT OF COMMERCE
BUREAU OF THE CENSUS

RETAIL, WHOLESALE, SERVICE TRADES

PRELIMINARY

For Release April 17, 1950

Release Series BC-1P-16-037

FRANKLIN COUNTY, KY.

Retail, wholesale, and service establishments located in Franklin County, showed a substantial expansion in dollar volume of trade from 1939 to 1948 according to preliminary figures from the 1948 Census of Business released today by the Bureau of the Census, U. S. Department of Commerce.

Retail sales in the county during 1948 aggregated \$18.9 million, an increase of 178 percent over the \$6.8 million in 1939, when the preceding Census of Business was taken. Wholesale sales in the county reached a total of \$4.4 million in 1948 as compared with \$1.7 million in 1939. The service trades included in the Census of Business recorded receipts totaling \$1.1 million in 1948 compared with \$0.4 million in 1939.

Employment in the county also rose over the 9-year period between 1939 and 1948 for the above trades. Establishments in these trades reported a combined total of 1,387 paid employees for the workweek ended nearest November 15, 1948. This compared with a total of 993 employees reported for the week of November 15, 1939.

These preliminary figures have been derived from a Census report on Franklin County, Kentucky, which also includes data for the city of Frankfort. Final figures, superseding the preliminary data for Franklin County, will be included in a Bulletin for the State of Kentucky to be issued in several months. Similar data will be made available this year in preliminary and final form for each of the counties and States. A single copy of the preliminary release for Franklin County as well as an order blank for other area releases may be obtained by writing to the Bureau of the Census, Washington 25, D. C.

Table 1.—CENSUS OF BUSINESS PRELIMINARY RESULTS FOR 1948, BY TRADE GROUP

FRANKLIN COUNTY, KY.

Trade group and kind of business	Number of establishments	1948 sales and receipts (Thousand dollars)	Active proprietors of unincorporated businesses Nov. 1948	Paid employees, workweek ended nearest Nov. 15, 1948	
				Total employees ¹	Full workweek employees
RETAIL TRADE, total.....	244	18,945	241	1,057	880
Food group.....	70	4,589	70	149	126
Eating and drinking places.....	47	1,348	50	171	146
General merchandise grp, general stores.....	11	1,473	6	137	84
Apparel group.....	17	1,560	21	81	58
Furniture-home furnishgs-appliance grp.....	10	1,029	6	50	46
Automotive group.....	11	2,353	12	98	95
Gasoline service stations.....	25	1,110	28	73	69
Lumber-building-hardware group.....	13	2,596	11	136	115
Drug and proprietary stores.....	6	692	6	52	43
All other retail stores.....	34	2,195	31	110	98
WHOLESALE TRADE.....	15	4,439	16	106	x
SELECTED SERVICE TRADES, ² /total.....	62	1,093	72	224	210
Personal services.....	42	786	50	189	178
All other service trades.....	20	307	22	35	32

x. Not available.

¹/ Includes employees paid for less than the full workweek.

²/ See General Description on last page for changes from the 1939 Census of Business in the coverage of Service Trades.

Table 2.—CENSUS OF BUSINESS PRELIMINARY RESULTS FOR 1948 FOR CITIES OF 2,500 INHABITANTS OR MORE

FRANKLIN COUNTY, KY.

(Data omitted for trade groups where necessary to avoid disclosure)

City and trade group ¹	Number of establishments	1948 sales and receipts (Thousand dollars)	Active proprietors of unincorporated businesses Nov. 1948	Paid employees, workweek ended nearest Nov. 15, 1948	
				Total employees ²	Full workweek employees
Frankfort:					
Retail trade.....	170	15,800	162	927	766
Selected service trades.....	52	1,014	60	214	200
Remainder of county:					
Retail trade.....	74	3,145	79	130	114
Selected service trades.....	10	79	12	10	10

1/ See General Description on this page for changes from the 1939 Census of Business in the coverage of Service Trades.

2/ Includes employees paid for less than the full workweek.

GENERAL DESCRIPTION OF PRELIMINARY RELEASES FOR THE 1948 CENSUS OF BUSINESS

This series of releases, of which one is planned for each county in the United States, presents preliminary results of the 1948 Census of Business. The information is based on reports submitted by business establishments for that Census. The figures shown are preliminary, and are subject to revision in the final Census publications, but the changes are expected to be relatively minor with respect to coverage. The final Census figures will be issued in a series of Business Census bulletins which will show additional detailed kind-of-business information for all places where there are a sufficient number of establishments.

The 1948 Census of Business was taken under the provision of the Act of June 19, 1948, which provides that the Business Census be taken for 1948 and for each fifth year thereafter. Previous Business Censuses were taken for the years 1929, 1933, 1935, and 1939.

Scope of the Census.—The 1948 Census of Business covered all establishments in the following trades, as defined by the Standard Industrial Classification Manual, May 1949 issue, of the Executive Office of the President: all retail trades; all wholesale trades; all service trades in the following four groups—personal services, business services, automobile repairs and services, and miscellaneous repair services; hotels; tourist courts and camps; and amusements, including motion picture theaters. Some important services not covered are radio broadcasting and television, medical and health, legal, educational, nonprofit, accounting, and domestic services.

This coverage is similar to that of the 1939 Business Census. However, "custom trades" and "services incidental to transportation," which are no longer included in the standard classification of the service trades, are not covered by the 1948 Census. In a number of localities, these exclusions as well as other changes in the standard classification may have

a considerable effect in comparing 1948 with 1939 data, particularly with respect to establishment count.

Establishment definition.—For Census purposes, a business establishment is defined to include only enterprises conducted from a recognizable place of business, provided that the annual sales were in excess of \$5,000 for a wholesale trade establishment and \$500 for establishments in other trades. A detailed analysis of coverage will be provided in future Census of Business publications.

"Number of establishments" is the number of separate business locations, rather than the number of business companies or organizations, since the Census figures represent information reported separately for each business location or establishment. The establishment count reflects the number of places in business at the end of 1948 excluding administrative and executive offices of multiunit organizations, and "chain store" warehouses.

Sales and receipts.—"1948 sales and receipts" represents sales of merchandise and receipts from repairs and other services to customers. The figures reflect deductions for returned goods and allowances, but not for trade-in allowances; they exclude sales and excise taxes collected from customers and paid directly to any taxing agency.

Proprietors.—"Active proprietors..." represents owners and partners of unincorporated businesses who devoted the major portion of their time to the business in November 1948.

Employment.—"Number of paid employees..." represents all employees on the pay roll for the pay period ending nearest November 15, 1948. "Full workweek" employees, whether regular or seasonal, are those who in the November 15 pay period were paid for working at least the number of hours typically worked in a week by employees of the reporting establishment.

1948 CENSUS OF BUSINESS

RETAIL, WHOLESALE, SERVICE TRADES

U. S. DEPARTMENT OF COMMERCE
BUREAU OF THE CENSUS

PRELIMINARY

For Release April 17, 1950

Release Series BC-1P-16-038

FULTON COUNTY, KY.

Retail, wholesale, and service establishments located in Fulton County, Kentucky, showed a substantial expansion in dollar volume of trade from 1939 to 1948 according to preliminary figures from the 1948 Census of Business released today by the Bureau of the Census, U. S. Department of Commerce.

Retail sales in the county during 1948 aggregated \$12.0 million, an increase of 216 percent over the \$3.8 million in 1939, when the preceding Census of Business was taken. Wholesale sales in the county reached a total of \$4.8 million in 1948 as compared with \$2.3 million in 1939. The service trades included in the Census of Business recorded receipts totaling \$591,000 in 1948 compared with \$197,000 in 1939.

Employment in the county also rose over the 9-year period between 1939 and 1948 for the above trades. Establishments in these trades reported a combined total of 852 paid employees for the workweek ended nearest November 15, 1948. This compared with a total of 610 employees reported for the week of November 15, 1939.

These preliminary figures have been derived from a Census report on Fulton County, Kentucky, which also includes data for the city of Fulton. Final figures, superseding the preliminary data for Fulton County, will be included in a Bulletin for the State of Kentucky to be issued in several months. Similar data will be made available this year in preliminary and final form for each of the counties and States. A single copy of the preliminary release for Fulton County as well as an order blank for other area releases may be obtained by writing to the Bureau of the Census, Washington 25, D. C.

Table 1.—CENSUS OF BUSINESS PRELIMINARY RESULTS FOR 1948, BY TRADE GROUP

FULTON COUNTY, KY.

Trade group and kind of business	Number of establishments	1948 sales and receipts (Thousand dollars)	Active proprietors of unincorporated businesses Nov. 1948	Paid employees, workweek ended nearest Nov. 15, 1948	
				Total employees ¹	Full workweek employees
RETAIL TRADE, total.....	236	12,042	249	611	485
Food group.....	74	3,049	75	98	68
Eating and drinking places.....	38	603	35	102	78
General merchandise grp, general stores	13	786	15	65	38
Apparel group.....	18	778	18	44	39
Furniture-home furnishings-appliance grp	12	732	15	38	36
Automotive group.....	15	1,819	16	77	70
Gasoline service stations.....	22	537	23	32	24
Lumber-building-hardware group.....	12	1,047	13	44	42
Drug and proprietary stores.....	7	348	8	32	24
All other retail stores.....	25	2,343	31	79	66
WHOLESALE TRADE, total.....	20	4,811	14	84	x
Merchant wholesalers.....	10	2,184	5	56	x
Other types of wholesalers.....	10	2,627	9	28	x
SELECTED SERVICE TRADES, ^{2/} total.....	51	591	58	157	143
Personal services.....	32	492	36	143	130
All other service trades.....	19	99	22	14	13

x Not available.

^{1/} Includes employees paid for less than the full workweek.

^{2/} See General Description on last page for changes from the 1939 Census of Business in the coverage of Service Trades.

Table 2.—CENSUS OF BUSINESS PRELIMINARY RESULTS FOR 1948 FOR CITIES OF 2,500 INHABITANTS OR MORE

FULTON COUNTY, KY.

(Data omitted for trade groups where necessary to avoid disclosure)

City and trade group ¹	Number of establishments	1948 sales and receipts (Thousand dollars)	Active proprietors of unincorporated businesses Nov. 1948	Paid employees, workweek ended nearest Nov. 15, 1948	
				Total employees ²	Full workweek employees
Fulton:					
Retail trade.....	104	7,623	115	383	310
Selected service trades..	26	478	29	143	131
Remainder of county:					
Retail trade.....	132	4,419	134	228	175
Selected service trades...	25	113	29	14	12

1/ See General Description on this page for changes from the 1939 Census of Business in the coverage of Service Trades.

2/ Includes employees paid for less than the full workweek.

GENERAL DESCRIPTION OF PRELIMINARY RELEASES FOR THE 1948 CENSUS OF BUSINESS

This series of releases, of which one is planned for each county in the United States, presents preliminary results of the 1948 Census of Business. The information is based on reports submitted by business establishments for that Census. The figures shown are preliminary, and are subject to revision in the final Census publications, but the changes are expected to be relatively minor with respect to coverage. The final Census figures will be issued in a series of Business Census bulletins which will show additional detailed kind-of-business information for all places where there are a sufficient number of establishments.

The 1948 Census of Business was taken under the provision of the Act of June 19, 1948, which provides that the Business Census be taken for 1948 and for each fifth year thereafter. Previous Business Censuses were taken for the years 1929, 1933, 1935, and 1939.

Scope of the Census.—The 1948 Census of Business covered all establishments in the following trades, as defined by the Standard Industrial Classification Manual, May 1949 issue, of the Executive Office of the President: all retail trades; all wholesale trades; all service trades in the following four groups—personal services, business services, automobile repairs and services, and miscellaneous repair services; hotels; tourist courts and camps; and amusements, including motion picture theaters. Some important services not covered are radio broadcasting and television, medical and health, legal, educational, nonprofit, accounting, and domestic services.

This coverage is similar to that of the 1939 Business Census. However, "custom trades" and "services incidental to transportation," which are no longer included in the standard classification of the service trades, are not covered by the 1948 Census. In a number of localities, these exclusions as well as

other changes in the standard classification may have a considerable effect in comparing 1948 with 1939 data, particularly with respect to establishment count.

Establishment definition.—For Census purposes, a business establishment is defined to include only enterprises conducted from a recognizable place of business, provided that the annual sales were in excess of \$5,000 for a wholesale trade establishment and \$500 for establishments in other trades. A detailed analysis of coverage will be provided in future Census of Business publications.

"Number of establishments" is the number of separate business locations, rather than the number of business companies or organizations, since the Census figures represent information reported separately for each business location or establishment. The establishment count reflects the number of places in business at the end of 1948 excluding administrative and executive offices of multiunit organizations, and "chain store" warehouses.

Sales and receipts.—"1948 sales and receipts" represents sales of merchandise and receipts from repairs and other services to customers. The figures reflect deductions for returned goods and allowances, but not for trade-in allowances; they exclude sales and excise taxes collected from customers and paid directly to any taxing agency.

Proprietors.—"Active proprietors..." represents owners and partners of unincorporated businesses who devoted the major portion of their time to the business in November 1948.

Employment.—"Number of paid employees..." represents all employees on the pay roll for the pay period ending nearest November 15, 1948. "Full workweek" employees, whether regular or seasonal, are those who in the November 15 pay period were paid for working at least the number of hours typically worked in a week by employees of the reporting establishment.

1948 CENSUS OF BUSINESS

U. S. DEPARTMENT OF COMMERCE
BUREAU OF THE CENSUS

RETAIL, WHOLESALE, SERVICE TRADES

PRELIMINARY

For Release April 10, 1950

Release Series BC-1P-16-039

GALLATIN COUNTY, KY.

Retail establishments located in Gallatin County, Kentucky, showed a substantial expansion in dollar volume of trade from 1939 to 1948 according to preliminary figures from the 1948 Census of Business released today by the Bureau of the Census, U. S. Department of Commerce.

Retail sales in the county during 1948 aggregated \$1.6 million, an increase of 167 percent over the \$0.6 million in 1939, when the preceding Census of Business was taken.

Employment in the county also rose over the 9-year period between 1939 and 1948 for the above trade. Retail establishments reported a total of 73 paid employees for the workweek ended nearest November 15, 1948. This compared with a total of 67 employees reported for the week of November 15, 1939.

These preliminary figures have been derived from a Census report on Gallatin County, Kentucky. Final figures, superseding the preliminary data for Gallatin County, will be included in a Bulletin for the State of Kentucky to be issued in several months. Similar data will be made available this year in preliminary and final form for each of the counties and States. A single copy of the preliminary release for Gallatin County as well as an order blank for other area releases may be obtained by writing to the Bureau of the Census, Washington 25, D. C.

Table 1.—CENSUS OF BUSINESS PRELIMINARY RESULTS FOR 1948, BY TRADE GROUP
GALLATIN COUNTY, KY.

Trade group and kind of business	Number of establishments	1948 sales and receipts (Thousand dollars)	Active proprietors of unincorporated businesses Nov. 1948	Paid employees, workweek ended nearest Nov. 15, 1948	
				Total employees ¹	Full workweek employees
RETAIL TRADE, total.....	46	1,636	48	73	47
Food Group.....	8	530	8	18	9
Eating and drinking places.....	16	255	15	21	12
Gasoline service stations.....	5	56	6	2	-
All other retail stores.....	17	795	19	32	26

¹/ Includes employees paid for less than the full workweek.

GENERAL DESCRIPTION OF PRELIMINARY RELEASES FOR THE 1948 CENSUS OF BUSINESS

This series of releases, of which one is planned for each county in the United States, presents preliminary results of the 1948 Census of Business. The information is based on reports submitted by business establishments for that Census. The figures shown are preliminary, and are subject to revision in the final Census publications, but the changes are expected to be relatively minor with respect to coverage. The final Census figures will be issued in a series of Business Census bulletins which will show additional detailed kind-of-business information for all places where there are a sufficient number of establishments.

The 1948 Census of Business was taken under the provision of the Act of June 19, 1948, which provides that the Business Census be taken for 1948 and for each fifth year thereafter. Previous Business Censuses were taken for the years 1929, 1933, 1935, and 1939.

Scope of the Census.—The 1948 Census of Business covered all establishments in the following trades, as defined by the Standard Industrial Classification Manual, May 1949 issue, of the Executive Office of the President: all retail trades; all wholesale trades; all service trades in the following four groups—personal services, business services, automobile repairs and services, and miscellaneous repair services; hotels; tourist courts and camps; and amusements, including motion picture theaters. Some important services not covered are radio broadcasting and television, medical and health, legal, educational, nonprofit, accounting, and domestic services.

This coverage is similar to that of the 1939 Business Census. However, "custom trades" and "services incidental to transportation," which are no longer included in the standard classification of the service trades, are not covered by the 1948 Census. In a number of localities, these exclusions as well as other changes in the standard classification may have a considerable effect in comparing

1948 with 1939 data, particularly with respect to establishment count.

Establishment definition.—For Census purposes, a business establishment is defined to include only enterprises conducted from a recognizable place of business, provided that the annual sales were in excess of \$5,000 for a wholesale trade establishment and \$500 for establishments in other trades. A detailed analysis of coverage will be provided in future Census of Business publications.

"Number of establishments" is the number of separate business locations, rather than the number of business companies or organizations, since the Census figures represent information reported separately for each business location or establishment. The establishment count reflects the number of places in business at the end of 1948 excluding administrative and executive offices of multiunit organizations, and "chain store" warehouses.

Sales and receipts.—"1948 sales and receipts" represents sales of merchandise and receipts from repairs and other services to customers. The figures reflect deductions for returned goods and allowances, but not for trade-in allowances; they exclude sales and excise taxes collected from customers and paid directly to any taxing agency.

Proprietors.—"Active proprietors..." represents owners and partners of unincorporated businesses who devoted the major portion of their time to the business in November 1948.

Employment.—"Number of paid employees..." represents all employees on the pay roll for the pay period ending nearest November 15, 1948. "Full workweek" employees, whether regular or seasonal, are those who in the November 15 pay period were paid for working at least the number of hours typically worked in a week by employees of the reporting establishment.

1948 CENSUS OF BUSINESS

RETAIL, WHOLESALE, SERVICE TRADES

U. S. DEPARTMENT OF COMMERCE
BUREAU OF THE CENSUS

PRELIMINARY

For Release April 26, 1950

Release Series BC-1P-16-040

GARRARD COUNTY, KY.

Retail and service establishments located in Garrard County, Kentucky, showed a substantial expansion in dollar volume of trade from 1939 to 1948 according to preliminary figures from the 1948 Census of Business released today by the Bureau of the Census, U. S. Department of Commerce.

Retail sales in the county during 1948 aggregated \$4.5 million, an increase of 181 percent over the \$1.6 million in 1939, when the preceding Census of Business was taken. The service trades included in the Census of Business recorded receipts totaling \$219,000 in 1948 compared with \$103,000 in 1939.

Employment in the county also rose over the 9-year period between 1939 and 1948 for the above trades. Establishments in these trades reported a combined total of 239 paid employees for the workweek ended nearest November 15, 1948. This compared with a total of 167 employees reported for the workweek ended nearest November 15, 1939.

These preliminary figures have been derived from a Census report on Garrard County, Kentucky. Final figures, superseding the preliminary data for Garrard County, will be included in a Bulletin for the State of Kentucky to be issued in several months. Similar data will be made available this year in preliminary and final form for each of the counties and States. A single copy of the preliminary release for Garrard County as well as an order blank for other area releases may be obtained by writing to the Bureau of the Census, Washington 25, D. C.

Table 1.—CENSUS OF BUSINESS PRELIMINARY RESULTS FOR 1948, BY TRADE GROUP
GARRARD COUNTY, KY.

Trade group and kind of business	Number of establishments	1948 sales and receipts (Thousand dollars)	Active proprietors of unincorporated businesses Nov. 1948	Paid employees, workweek ended nearest Nov. 15, 1948	
				Total employees ¹	Full workweek employees
RETAIL TRADE, total.....	110	4,457	100	214	165
Food group.....	34	1,004	31	35	29
Eating and drinking places.....	10	126	9	13	13
Gasoline service stations.....	15	229	12	10	7
All other retail stores.....	51	3,098	48	156	116
SELECTED SERVICE TRADES, ^{2/} total.....	30	219	32	25	18
Personal services.....	16	106	16	16	13
All other service trades.....	14	113	16	9	5

^{1/} Includes employees paid for less than the full workweek.

^{2/} See General Description on last page for changes from the 1939 Census of Business in the coverage of Service Trades.

GENERAL DESCRIPTION OF PRELIMINARY RELEASES FOR THE 1948 CENSUS OF BUSINESS

This series of releases, of which one is planned for each county in the United States, presents preliminary results of the 1948 Census of Business. The information is based on reports submitted by business establishments for that Census. The figures shown are preliminary, and are subject to revision in the final Census publications, but the changes are expected to be relatively minor with respect to coverage. The final Census figures will be issued in a series of Business Census bulletins which will show additional detailed kind-of-business information for all places where there are a sufficient number of establishments.

The 1948 Census of Business was taken under the provision of the Act of June 19, 1948, which provides that the Business Census be taken for 1948 and for each fifth year thereafter. Previous Business Censuses were taken for the years 1929, 1933, 1935, and 1939.

Scope of the Census.—The 1948 Census of Business covered all establishments in the following trades, as defined by the Standard Industrial Classification Manual, May 1949 issue, of the Executive Office of the President: all retail trades; all wholesale trades; all service trades in the following four groups—personal services, business services, automobile repairs and services, and miscellaneous repair services; hotels; tourist courts and camps; and amusements, including motion picture theaters. Some important services not covered are radio broadcasting and television, medical and health, legal, educational, nonprofit, accounting, and domestic services.

This coverage is similar to that of the 1939 Business Census. However, "custom trades" and "services incidental to transportation," which are no longer included in the standard classification of the service trades, are not covered by the 1948 Census. In a number of localities, these exclusions as well as other changes in the standard classification may have a considerable effect in comparing

1948 with 1939 data, particularly with respect to establishment count.

Establishment definition.—For Census purposes, a business establishment is defined to include only enterprises conducted from a recognizable place of business, provided that the annual sales were in excess of \$5,000 for a wholesale trade establishment and \$500 for establishments in other trades. A detailed analysis of coverage will be provided in future Census of Business publications.

"Number of establishments" is the number of separate business locations, rather than the number of business companies or organizations, since the Census figures represent information reported separately for each business location or establishment. The establishment count reflects the number of places in business at the end of 1948 excluding administrative and executive offices of multiunit organizations, and "chain store" warehouses.

Sales and receipts.—"1948 sales and receipts" represents sales of merchandise and receipts from repairs and other services to customers. The figures reflect deductions for returned goods and allowances, but not for trade-in allowances; they exclude sales and excise taxes collected from customers and paid directly to any taxing agency.

Proprietors.—"Active proprietors..." represents owners and partners of unincorporated businesses who devoted the major portion of their time to the business in November 1948.

Employment.—"Number of paid employees..." represents all employees on the pay roll for the pay period ending nearest November 15, 1948. "Full workweek" employees, whether regular or seasonal, are those who in the November 15 pay period were paid for working at least the number of hours typically worked in a week by employees of the reporting establishment.

1948 CENSUS OF BUSINESS

RETAIL, WHOLESALE, SERVICE TRADES

U. S. DEPARTMENT OF COMMERCE
BUREAU OF THE CENSUS

PRELIMINARY

For Release April 19, 1950

Release Series BC-1P-16-041

GRANT COUNTY, KY.

Retail and service establishments located in Grant County, Kentucky, showed a substantial expansion in dollar volume of trade from 1939 to 1948 according to preliminary figures from the 1948 Census of Business released today by the Bureau of the Census, U. S. Department of Commerce.

Retail sales in the county during 1948 aggregated \$4.5 million, an increase of 165 percent over the \$1.7 million in 1939, when the preceding Census of Business was taken. The service trades included in the Census of Business recorded receipts totaling \$147,000 in 1948 compared with \$88,000 in 1939.

Employment in the county also rose over the 9-year period between 1939 and 1948 for the above trades. Establishments in these trades reported a combined total of 233 paid employees for the workweek ended nearest November 15, 1948. This compared with a total of 166 employees reported for the week of November 15, 1939.

These preliminary figures have been derived from a Census report on Grant County, Kentucky. Final figures, superseding the preliminary data for Grant County, will be included in a Bulletin for the State of Kentucky to be issued in several months. Similar data will be made available this year in preliminary and final form for each of the counties and States. A single copy of the preliminary release for Grant County as well as an order blank for other area releases may be obtained by writing to the Bureau of the Census, Washington 25, D. C.

Table 1.—CENSUS OF BUSINESS PRELIMINARY RESULTS FOR 1948, BY TRADE GROUP

GRANT COUNTY, KY.

Trade group and kind of business	Number of establishments	1948 sales and receipts (Thousand dollars)	Active proprietors of unincorporated businesses Nov. 1948	Paid employees, workweek ended nearest Nov. 15, 1948	
				Total employees ¹	Full workweek employees
RETAIL TRADE, total.....	106	4,547	115	220	169
Food group.....	34	1,309	34	41	18
Eating and drinking places.....	16	455	23	58	52
Gasoline service stations.....	13	327	11	13	8
All other retail stores.....	43	2,456	47	108	91
SELECTED SERVICE TRADES ^{2/}	14	147	14	13	10

^{1/} Includes employees paid for less than the full workweek.

^{2/} See General Description on last page for changes from the 1939 Census of Business in the coverage of Service Trades.

GENERAL DESCRIPTION OF PRELIMINARY RELEASES FOR THE 1948 CENSUS OF BUSINESS

This series of releases, of which one is planned for each county in the United States, presents preliminary results of the 1948 Census of Business. The information is based on reports submitted by business establishments for that Census. The figures shown are preliminary, and are subject to revision in the final Census publications, but the changes are expected to be relatively minor with respect to coverage. The final Census figures will be issued in a series of Business Census bulletins which will show additional detailed kind-of-business information for all places where there are a sufficient number of establishments.

The 1948 Census of Business was taken under the provision of the Act of June 19, 1948, which provides that the Business Census be taken for 1948 and for each fifth year thereafter. Previous Business Censuses were taken for the years 1929, 1933, 1935, and 1939.

Scope of the Census.—The 1948 Census of Business covered all establishments in the following trades, as defined by the Standard Industrial Classification Manual, May 1949 issue, of the Executive Office of the President: all retail trades; all wholesale trades; all service trades in the following four groups—personal services, business services, automobile repairs and services, and miscellaneous repair services; hotels; tourist courts and camps; and amusements, including motion picture theaters. Some important services not covered are radio broadcasting and television, medical and health, legal, educational, nonprofit, accounting, and domestic services.

This coverage is similar to that of the 1939 Business Census. However, "custom trades" and "services incidental to transportation," which are no longer included in the standard classification of the service trades, are not covered by the 1948 Census. In a number of localities, these exclusions as well as other changes in the standard classification may have a considerable effect in comparing

1948 with 1939 data, particularly with respect to establishment count.

Establishment definition.—For Census purposes, a business establishment is defined to include only enterprises conducted from a recognizable place of business, provided that the annual sales were in excess of \$5,000 for a wholesale trade establishment and \$500 for establishments in other trades. A detailed analysis of coverage will be provided in future Census of Business publications.

"Number of establishments" is the number of separate business locations, rather than the number of business companies or organizations, since the Census figures represent information reported separately for each business location or establishment. The establishment count reflects the number of places in business at the end of 1948 excluding administrative and executive offices of multiunit organizations, and "chain store" warehouses.

Sales and receipts.—"1948 sales and receipts" represents sales of merchandise and receipts from repairs and other services to customers. The figures reflect deductions for returned goods and allowances, but not for trade-in allowances; they exclude sales and excise taxes collected from customers and paid directly to any taxing agency.

Proprietors.—"Active proprietors..." represents owners and partners of unincorporated businesses who devoted the major portion of their time to the business in November 1948.

Employment.—"Number of paid employees..." represents all employees on the pay roll for the pay period ending nearest November 15, 1948. "Full workweek" employees, whether regular or seasonal, are those who in the November 15 pay period were paid for working at least the number of hours typically worked in a week by employees of the reporting establishment.

1948 CENSUS OF BUSINESS

RETAIL, WHOLESALE, SERVICE TRADES

U. S. DEPARTMENT OF COMMERCE
BUREAU OF THE CENSUS

PRELIMINARY

For Release April 17, 1950

Release Series BC-1P-16-042

GRAVES COUNTY, KY.

Retail, wholesale, and service establishments located in Graves County, Kentucky, showed a substantial expansion in dollar volume of trade from 1939 to 1948 according to preliminary figures from the 1948 Census of Business released today by the Bureau of the Census, U. S. Department of Commerce.

Retail sales in the county during 1948 aggregated \$17.5 million, an increase of 213 percent over the \$5.6 million in 1939, when the preceding Census of Business was taken. Wholesale sales in the county reached a total of \$13.3 million in 1948 as compared with \$3.3 million in 1939. The service trades included in the Census of Business recorded receipts totaling \$717,000 in 1948 compared with \$266,000 in 1939.

Employment in the county also rose over the 9-year period between 1939 and 1948 for the above trades. Establishments in these trades reported a combined total of 1,238 paid employees for the workweek ended nearest November 15, 1948. This compared with a total of 845 employees reported for the week of November 15, 1939.

These preliminary figures have been derived from a Census report on Graves County, Kentucky, which also includes data for the city of Mayfield. Final figures, superceding the preliminary data for Graves County, will be included in a Bulletin for the State of Kentucky to be issued in several months. Similar data will be made available this year in preliminary and final form for each of the counties and States. A single copy of the preliminary release for Graves County as well as an order blank for other area releases may be obtained by writing to the Bureau of the Census, Washington 25, D. C.

Table 1.—CENSUS OF BUSINESS PRELIMINARY RESULTS FOR 1948, BY TRADE GROUP
GRAVES COUNTY, KY.

Trade group and kind of business	Number of establishments	1948 sales and receipts (Thousand dollars)	Active proprietors of unincorporated businesses Nov. 1948	Paid employees, workweek ended nearest Nov. 15, 1948	
				Total employees ¹	Full workweek employees
RETAIL TRADE, total.....	328	17,522	362	867	690
Food group.....	122	4,077	131	91	74
Eating and drinking places.....	40	691	39	107	83
General merchandise grp, general stores.....	37	3,214	33	225	141
Apparel group.....	18	1,317	22	63	61
Furniture-home furnishgs-appliance grp.....	8	881	6	45	44
Automotive group.....	19	3,300	29	125	121
Gasoline service stations.....	36	789	42	46	30
Lumber-building-hardware group.....	18	1,535	24	65	62
Drug and proprietary stores.....	5	475	5	38	28
All other retail stores.....	25	1,243	31	62	46
WHOLESALE TRADE, total.....	31	13,292	31	205	x
Merchant wholesalers.....	12	4,402	14	102	x
Other types of wholesalers.....	19	8,890	17	103	x
SELECTED SERVICE TRADES, ² total.....	88	717	96	166	155
Personal services.....	43	471	44	138	131
All other service trades.....	45	246	52	28	24

x Not available.

¹/ Includes employees paid for less than the full workweek.

²/ See General Description on last page for changes from the 1939 Census of Business in the coverage of Service Trades.

Table 2.—CENSUS OF BUSINESS PRELIMINARY RESULTS FOR 1948 FOR CITIES OF 2,500 INHABITANTS OR MORE

GRAVES COUNTY, KY.

(Data omitted for trade groups where necessary to avoid disclosure)

City and trade group ¹	Number of establishments	1948 sales and receipts (Thousand dollars)	Active proprietors of unincorporated businesses Nov. 1948	Paid employees, workweek ended nearest Nov. 15, 1948	
				Total employees ²	Full workweek employees
Mayfield:					
Retail trade.....	183	14,362	201	777	636
Selected service trades.....	54	585	54	153	143
Remainder of county:					
Retail trade.....	145	3,160	161	90	54
Selected service trades.....	34	132	42	13	12

1/ See General Description on this page for changes from the 1939 Census of Business in the coverage of Service Trades.

2/ Includes employees paid for less than the full workweek.

GENERAL DESCRIPTION OF PRELIMINARY RELEASES FOR THE 1948 CENSUS OF BUSINESS

This series of releases, of which one is planned for each county in the United States, presents preliminary results of the 1948 Census of Business. The information is based on reports submitted by business establishments for that Census. The figures shown are preliminary, and are subject to revision in the final Census publications, but the changes are expected to be relatively minor with respect to coverage. The final Census figures will be issued in a series of Business Census bulletins which will show additional detailed kind-of-business information for all places where there are a sufficient number of establishments.

The 1948 Census of Business was taken under the provision of the Act of June 19, 1948, which provides that the Business Census be taken for 1948 and for each fifth year thereafter. Previous Business Censuses were taken for the years 1929, 1933, 1935, and 1939.

Scope of the Census.—The 1948 Census of Business covered all establishments in the following trades, as defined by the Standard Industrial Classification Manual, May 1949 issue, of the Executive Office of the President: all retail trades; all wholesale trades; all service trades in the following four groups—personal services, business services, automobile repairs and services, and miscellaneous repair services; hotels; tourist courts and camps; and amusements, including motion picture theaters. Some important services not covered are radio broadcasting and television, medical and health, legal, educational, nonprofit, accounting, and domestic services.

This coverage is similar to that of the 1939 Business Census. However, "custom trades" and "services incidental to transportation," which are no longer included in the standard classification of the service trades, are not covered by the 1948 Census. In a number of localities, these exclusions as well as other changes in the standard classification may have

a considerable effect in comparing 1948 with 1939 data, particularly with respect to establishment count.

Establishment definition.—For Census purposes, a business establishment is defined to include only enterprises conducted from a recognizable place of business, provided that the annual sales were in excess of \$5,000 for a wholesale trade establishment and \$500 for establishments in other trades. A detailed analysis of coverage will be provided in future Census of Business publications.

"Number of establishments" is the number of separate business locations, rather than the number of business companies or organizations, since the Census figures represent information reported separately for each business location or establishment. The establishment count reflects the number of places in business at the end of 1948 excluding administrative and executive offices of multiunit organizations, and "chain store" warehouses.

Sales and receipts.—"1948 sales and receipts" represents sales of merchandise and receipts from repairs and other services to customers. The figures reflect deductions for returned goods and allowances, but not for trade-in allowances; they exclude sales and excise taxes collected from customers and paid directly to any taxing agency.

Proprietors.—"Active proprietors..." represents owners and partners of unincorporated businesses who devoted the major portion of their time to the business in November 1948.

Employment.—"Number of paid employees..." represents all employees on the pay roll for the pay period ending nearest November 15, 1948. "Full workweek" employees, whether regular or seasonal, are those who in the November 15 pay period were paid for working at least the number of hours typically worked in a week by employees of the reporting establishment.

1948 CENSUS OF BUSINESS

RETAIL, WHOLESALE, SERVICE TRADES

U. S. DEPARTMENT OF COMMERCE
BUREAU OF THE CENSUS

PRELIMINARY

For Release April 17, 1950

Release Series BC-1P-16-043

GRAYSON COUNTY, KY.

Retail, wholesale, and service establishments located in Grayson County, Kentucky, showed a substantial expansion in dollar volume of trade from 1939 to 1948 according to preliminary figures from the 1948 Census of Business released today by the Bureau of the Census, U. S. Department of Commerce.

Retail sales in the county during 1948 aggregated \$5.2 million, an increase of 225 percent over the \$1.6 million in 1939, when the preceding Census of Business was taken. Wholesale sales in the county reached a total of \$4.3 million in 1948 as compared with \$0.8 million in 1939. The service trades included in the Census of Business recorded receipts totaling \$204,000 in 1948 compared with \$44,000 in 1939.

Employment in the county also rose over the 9-year period between 1939 and 1948 for the above trades. Establishments in these trades reported a combined total of 389 paid employees for the workweek ended nearest November 15, 1948. This compared with a total of 191 employees reported for the week of November 15, 1939.

These preliminary figures have been derived from a Census report on Grayson County, Kentucky. Final figures, superseding the preliminary data for Grayson County, will be included in a Bulletin for the State of Kentucky to be issued in several months. Similar data will be made available this year in preliminary and final form for each of the counties and States. A single copy of the preliminary release for Grayson County as well as an order blank for other area releases may be obtained by writing to the Bureau of the Census, Washington 25, D. C.

Table 1.—CENSUS OF BUSINESS PRELIMINARY RESULTS FOR 1948, BY TRADE GROUP

GRAYSON COUNTY, KY.

Trade group and kind of business	Number of establishments	1948 sales and receipts (Thousand dollars)	Active proprietors of unincorporated businesses Nov. 1948	Paid employees, workweek ended nearest Nov. 15, 1948	
				Total employees ¹	Full workweek employees
RETAIL TRADE, total.....	159	5,155	149	277	215
Food group.....	51	938	47	43	34
Eating and drinking places.....	14	107	12	18	9
General merchandise grp, general stores	56	1,695	52	69	47
Gasoline service stations.....	14	516	16	29	21
Lumber=building=hardware group.....	8	821	8	67	65
Drug and proprietary stores.....	5	144	4	12	4
All other retail stores.....	11	934	10	39	35
WHOLESALE TRADE.....	11	4,297	11	83	x
SELECTED SERVICE TRADES, ^{2/} total.....	35	204	39	29	23
Personal services.....	15	77	17	14	9
All other service trades.....	20	127	22	15	14

x Not available.

^{1/} Includes employees paid for less than the full workweek.

^{2/} See General Description on this page for changes from the 1939 Census of Business in the coverage of Service Trades.

GENERAL DESCRIPTION OF PRELIMINARY RELEASES FOR THE 1948 CENSUS OF BUSINESS

This series of releases, of which one is planned for each county in the United States, presents preliminary results of the 1948 Census of Business. The information is based on reports submitted by business establishments for that Census. The figures shown are preliminary, and are subject to revision in the final Census publications, but the changes are expected to be relatively minor with respect to coverage. The final Census figures will be issued in a series of Business Census bulletins which will show additional detailed kind-of-business information for all places where there are a sufficient number of establishments.

The 1948 Census of Business was taken under the provision of the Act of June 19, 1948, which provides that the Business Census be taken for 1948 and for each fifth year thereafter. Previous Business Censuses were taken for the years 1929, 1933, 1935, and 1939.

Scope of the Census.—The 1948 Census of Business covered all establishments in the following trades, as defined by the Standard Industrial Classification Manual, May 1949 issue, of the Executive Office of the President: all retail trades; all wholesale trades; all service trades in the following four groups—personal services, business services, automobile repairs and services, and miscellaneous repair services; hotels; tourist courts and camps; and amusements, including motion picture theaters. Some important services not covered are radio broadcasting and television, medical and health, legal, educational, nonprofit, accounting, and domestic services.

This coverage is similar to that of the 1939 Business Census. However, "custom trades" and "services incidental to transportation," which are no longer included in the standard classification of the service trades, are not covered by the 1948 Censuses. In a number of localities, these exclusions as well as

other changes in the standard classification may have a considerable effect in comparing 1948 with 1939 data, particularly with respect to establishment count.

Establishment definition.—For Census purposes, a business establishment is defined to include only enterprises conducted from a recognizable place of business, provided that the annual sales were in excess of \$5,000 for a wholesale trade establishment and \$500 for establishments in other trades. A detailed analysis of coverage will be provided in future Censuses of Business publications.

"Number of establishments" is the number of separate business locations, rather than the number of business companies or organizations, since the Census figures represent information reported separately for each business location or establishment. The establishment count reflects the number of places in business at the end of 1948 excluding administrative and executive offices of multiunit organizations, and "chain store" warehouses.

Sales and receipts.—"1948 sales and receipts" represents sales of merchandise and receipts from repairs and other services to customers. The figures reflect deductions for returned goods and allowances, but not for trade-in allowances; they exclude sales and excise taxes collected from customers and paid directly to any taxing agency.

Proprietors.—"Active proprietors..." represents owners and partners of unincorporated businesses who devoted the major portion of their time to the business in November 1948.

Employment.—"Number of paid employees..." represents all employees on the pay roll for the pay period ending nearest November 15, 1948. "Full workweek" employees, whether regular or seasonal, are those who in the November 15 pay period were paid for working at least the number of hours typically worked in a week by employees of the reporting establishment.

1948 CENSUS OF BUSINESS

RETAIL, WHOLESALE, SERVICE TRADES

U. S. DEPARTMENT OF COMMERCE
BUREAU OF THE CENSUS

PRELIMINARY

For Release April 17, 1950

Release Series BC-1P-16-044

GREEN COUNTY, KY.

Retail, wholesale, and service establishments located in Green County, Kentucky, showed a substantial expansion in dollar volume of trade from 1939 to 1948 according to preliminary figures from the 1948 Census of Business released today by the Bureau of the Census, U. S. Department of Commerce.

Retail sales in the county during 1948 aggregated \$3.5 million, an increase of 289 percent over the \$0.9 million in 1939, when the preceding Census of Business was taken. Wholesale sales in the county reached a total of \$5.4 million in 1948 as compared with \$1.3 million in 1939. The service trades included in the Census of Business recorded receipts totaling \$206,000 in 1948 compared with \$26,000 in 1939.

Employment in the county also rose over the 9-year period between 1939 and 1948 for the above trades. Establishments in these trades reported a combined total of 242 paid employees for the workweek ended nearest November 15, 1948. This compared with a total of 84 employees reported for the week of November 15, 1939.

These preliminary figures have been derived from a Census report on Green County, Kentucky. Final figures, superseding the preliminary data for Green County, will be included in a Bulletin for the State of Kentucky to be issued in several months. Similar data will be made available this year in preliminary and final form for each of the counties and States. A single copy of the preliminary release for Green County as well as an order blank for other area releases may be obtained by writing to the Bureau of the Census, Washington 25, D. C.

Table 1.—CENSUS OF BUSINESS PRELIMINARY RESULTS FOR 1948, BY TRADE GROUP

GREEN COUNTY, KY.

Trade group and kind of business	Number of establishments	1948 sales and receipts (Thousand dollars)	Active proprietors of unincorporated businesses Nov. 1948	Paid employees, workweek ended nearest Nov. 15, 1948	
				Total employees ¹	Full workweek employees
RETAIL TRADE, total.....	119	3,471	130	111	89
Food group.....	52	720	57	17	14
Eating and drinking places.....	6	73	8	14	9
Gasoline service stations.....	13	273	13	9	9
All other retail stores.....	48	2,405	52	71	57
WHOLESALE TRADE.....	8	5,408	11	112	x
SELECTED SERVICE TRADES, ^{2/} total.....	22	206	24	19	19
Personal services.....	14	115	16	12	12
All other service trades.....	8	91	8	7	7

x Not available.

^{1/} Includes employees paid for less than the full workweek.

^{2/} See General Description on last page for changes from the 1939 Census of Business in the coverage of Service Trades.

GENERAL DESCRIPTION OF PRELIMINARY RELEASES FOR THE 1948 CENSUS OF BUSINESS

This series of releases, of which one is planned for each county in the United States, presents preliminary results of the 1948 Census of Business. The information is based on reports submitted by business establishments for that Census. The figures shown are preliminary, and are subject to revision in the final Census publications, but the changes are expected to be relatively minor with respect to coverage. The final Census figures will be issued in a series of Business Census bulletins which will show additional detailed kind-of-business information for all places where there are a sufficient number of establishments.

The 1948 Census of Business was taken under the provision of the Act of June 19, 1948, which provides that the Business Census be taken for 1948 and for each fifth year thereafter. Previous Business Censuses were taken for the years 1929, 1933, 1935, and 1939.

Scope of the Census.—The 1948 Census of Business covered all establishments in the following trades, as defined by the Standard Industrial Classification Manual, May 1949 issue, of the Executive Office of the President: all retail trades; all wholesale trades; all service trades in the following four groups—personal services, business services, automobile repairs and services, and miscellaneous repair services; hotels; tourist courts and camps; and amusements, including motion picture theaters. Some important services not covered are radio broadcasting and television, medical and health, legal, educational, nonprofit, accounting, and domestic services.

This coverage is similar to that of the 1939 Business Census. However, "custom trades" and "services incidental to transportation," which are no longer included in the standard classification of the service trades, are not covered by the 1948 Census. In a number of localities, these exclusions as well as other changes in the standard classification may have a considerable effect in comparing

1948 with 1939 data, particularly with respect to establishment count.

Establishment definition.—For Census purposes, a business establishment is defined to include only enterprises conducted from a recognizable place of business, provided that the annual sales were in excess of \$5,000 for a wholesale trade establishment and \$500 for establishments in other trades. A detailed analysis of coverage will be provided in future Census of Business publications.

"Number of establishments" is the number of separate business locations, rather than the number of business companies or organizations, since the Census figures represent information reported separately for each business location or establishment. The establishment count reflects the number of places in business at the end of 1948 excluding administrative and executive offices of multiunit organizations, and "chain store" warehouses.

Sales and receipts.—"1948 sales and receipts" represents sales of merchandise and receipts from repairs and other services to customers. The figures reflect deductions for returned goods and allowances, but not for trade-in allowances; they exclude sales and excise taxes collected from customers and paid directly to any taxing agency.

Proprietors.—"Active proprietors..." represents owners and partners of unincorporated businesses who devoted the major portion of their time to the business in November 1948.

Employment.—"Number of paid employees..." represents all employees on the pay roll for the pay period ending nearest November 15, 1948. "Full workweek" employees, whether regular or seasonal, are those who in the November 15 pay period were paid for working at least the number of hours typically worked in a week by employees of the reporting establishment.

1948 CENSUS OF BUSINESS

RETAIL, WHOLESALE, SERVICE TRADES

U. S. DEPARTMENT OF COMMERCE
BUREAU OF THE CENSUS

PRELIMINARY

For Release April 17, 1950

Release Series BC-1P-16-045

GREENUP COUNTY, KY.

Retail and service establishments located in Greenup County, Kentucky, showed a substantial expansion in dollar volume of trade from 1939 to 1948 according to preliminary figures from the 1948 Census of Business released today by the Bureau of the Census, U. S. Department of Commerce.

Retail sales in the county during 1948 aggregated \$6.2 million, an increase of 226 percent over the \$1.9 million in 1939, when the preceding Census of Business was taken. The service trades included in the Census of Business recorded receipts totaling \$169,000 in 1948 compared with \$86,000 in 1939.

Employment in the county also rose over the 9-year period between 1939 and 1948 for the above trades. Establishments in these trades reported a combined total of 263 paid employees for the workweek ended nearest November 15, 1948. This compared with a total of 166 employees reported for the week of November 15, 1939.

These preliminary figures have been derived from a Census report on Greenup County, Kentucky. Final figures, superseding the preliminary data for Greenup County, will be included in a Bulletin for the State of Kentucky to be issued in several months. Similar data will be made available this year in preliminary and final form for each of the counties and States. A single copy of the preliminary release for Greenup County as well as an order blank for other area releases may be obtained by writing to the Bureau of the Census, Washington 25, D. C.

Table 1.—CENSUS OF BUSINESS PRELIMINARY RESULTS FOR 1948, BY TRADE GROUP

GREENUP COUNTY, KY.

Trade group and kind of business	Number of establishments	1948 sales and receipts (Thousand dollars)	Active proprietors of unincorporated businesses Nov. 1948	Paid employees, workweek ended nearest Nov. 15, 1948	
				Total employees ¹	Full workweek employees
RETAIL TRADE, total.....	201	6,158	209	243	191
Food group.....	112	2,902	115	77	62
Eating and drinking places.....	17	261	17	57	29
General merchandise grp, general stores.....	17	556	17	17	15
Furniture-home furnishgs-appliance grp.....	9	444	9	15	15
Automotive group.....	8	550	12	18	17
Gasoline service stations.....	19	243	19	7	5
Lumber-building-hardware group.....	7	492	7	19	18
Drug and proprietary stores.....	6	250	8	22	19
All other retail stores.....	6	460	5	11	11
SELECTED SERVICE TRADES, ^{2/} total.....	34	169	37	20	20
Personal services.....	26	130	28	16	16
All other service trades.....	8	39	9	4	4

^{1/} Includes employees paid for less than the full workweek.

^{2/} See General Description on last page for changes from the 1939 Census of Business in the coverage of Service Trades.

GENERAL DESCRIPTION OF PRELIMINARY RELEASES FOR THE 1948 CENSUS OF BUSINESS

This series of releases, of which one is planned for each county in the United States, presents preliminary results of the 1948 Census of Business. The information is based on reports submitted by business establishments for that Census. The figures shown are preliminary, and are subject to revision in the final Census publications, but the changes are expected to be relatively minor with respect to coverage. The final Census figures will be issued in a series of Business Census bulletins which will show additional detailed kind-of-business information for all places where there are a sufficient number of establishments.

The 1948 Census of Business was taken under the provision of the Act of June 19, 1948, which provides that the Business Census be taken for 1948 and for each fifth year thereafter. Previous Business Censuses were taken for the years 1929, 1933, 1935, and 1939.

Scope of the Census.—The 1948 Census of Business covered all establishments in the following trades, as defined by the Standard Industrial Classification Manual, May 1949 issue, of the Executive Office of the President: all retail trades; all wholesale trades; all service trades in the following four groups—personal services, business services, automobile repairs and services, and miscellaneous repair services; hotels; tourist courts and camps; and amusements, including motion picture theaters. Some important services not covered are radio broadcasting and television, medical and health, legal, educational, nonprofit, accounting, and domestic services.

This coverage is similar to that of the 1939 Business Census. However, "custom trades" and "services incidental to transportation," which are no longer included in the standard classification of the service trades, are not covered by the 1948 Census. In a number of localities, these exclusions as well as other changes in the standard classification may have a considerable effect in comparing

1948 with 1939 data, particularly with respect to establishment count.

Establishment definition.—For Census purposes, a business establishment is defined to include only enterprises conducted from a recognizable place of business, provided that the annual sales were in excess of \$5,000 for a wholesale trade establishment and \$500 for establishments in other trades. A detailed analysis of coverage will be provided in future Census of Business publications.

"Number of establishments" is the number of separate business locations, rather than the number of business companies or organizations, since the Census figures represent information reported separately for each business location or establishment. The establishment count reflects the number of places in business at the end of 1948 excluding administrative and executive offices of multiunit organizations, and "chain store" warehouses.

Sales and receipts.—"1948 sales and receipts" represents sales of merchandise and receipts from repairs and other services to customers. The figures reflect deductions for returned goods and allowances, but not for trade-in allowances; they exclude sales and excise taxes collected from customers and paid directly to any taxing agency.

Proprietors.—"Active proprietors..." represents owners and partners of unincorporated businesses who devoted the major portion of their time to the business in November 1948.

Employment.—"Number of paid employees..." represents all employees on the pay roll for the pay period ending nearest November 15, 1948. "Full workweek" employees, whether regular or seasonal, are those who in the November 15 pay period were paid for working at least the number of hours typically worked in a week by employees of the reporting establishment.

1948 CENSUS OF BUSINESS

RETAIL, WHOLESALE, SERVICE TRADES

U. S. DEPARTMENT OF COMMERCE
BUREAU OF THE CENSUS

PRELIMINARY

For Release April 12, 1950

Release Series BC-1P-16-046

HANCOCK COUNTY, KY.

Retail and service establishments located in Hancock County, Kentucky, showed a substantial expansion in dollar volume of trade from 1939 to 1948 according to preliminary figures from the 1948 Census of Business released today by the Bureau of the Census, U. S. Department of Commerce.

Retail sales in the county during 1948 aggregated \$1.8 million, an increase of 157 percent over the \$0.7 million in 1939, when the preceding Census of Business was taken. The service trades included in the Census of Business recorded receipts totaling \$75,000 in 1948 compared with \$25,000 in 1939.

Employment in the county rose over the 9-year period between 1939 and 1948 for the above trades. Establishments in these trades reported a combined total of 66 paid employees for the workweek ended nearest November 15, 1948. This compared with a total of 63 employees reported for the week of November 15, 1939.

These preliminary figures have been derived from a Census report on Hancock County, Kentucky. Final figures, superseding the preliminary data for Hancock County, will be included in a Bulletin for the State of Kentucky to be issued in several months. Similar data will be made available this year in preliminary and final form for each of the counties and States. A single copy of the preliminary release for Hancock County as well as an order blank for other area releases may be obtained by writing to the Bureau of the Census, Washington 25, D. C.

Table 1.—CENSUS OF BUSINESS PRELIMINARY RESULTS FOR 1948, BY TRADE GROUP

HANCOCK COUNTY, KY.

Trade group and kind of business	Number of establishments	1948 sales and receipts (Thousand dollars)	Active proprietors of unincorporated businesses Nov. 1948	Paid employees, workweek ended nearest Nov. 15, 1948	
				Total employees ¹	Full workweek employees
RETAIL TRADE, total.....	52	1,758	56	57	44
Food group.....	19	485	20	11	4
Eating and drinking places.....	6	104	6	10	7
Gasoline service stations.....	7	155	8	3	2
All other retail stores.....	20	1,014	22	33	31
SELECTED SERVICE TRADES ^{2/}	11	75	10	9	9

^{1/} Includes employees paid for less than the full workweek.

^{2/} See General Description on last page for changes from the 1939 Census of Business in the coverage of Service Trades.

GENERAL DESCRIPTION OF PRELIMINARY RELEASES FOR THE 1948 CENSUS OF BUSINESS

This series of releases, of which one is planned for each county in the United States, presents preliminary results of the 1948 Census of Business. The information is based on reports submitted by business establishments for that Census. The figures shown are preliminary, and are subject to revision in the final Census publications, but the changes are expected to be relatively minor with respect to coverage. The final Census figures will be issued in a series of Business Census bulletins which will show additional detailed kind-of-business information for all places where there are a sufficient number of establishments.

The 1948 Census of Business was taken under the provision of the Act of June 19, 1948, which provides that the Business Census be taken for 1948 and for each fifth year thereafter. Previous Business Censuses were taken for the years 1929, 1933, 1935, and 1939.

Scope of the Census.—The 1948 Census of Business covered all establishments in the following trades, as defined by the Standard Industrial Classification Manual, May 1949 issue, of the Executive Office of the President: all retail trades; all wholesale trades; all service trades in the following four groups—personal services, business services, automobile repairs and services, and miscellaneous repair services; hotels; tourist courts and camps; and amusements, including motion picture theaters. Some important services not covered are radio broadcasting and television, medical and health, legal, educational, nonprofit, accounting, and domestic services.

This coverage is similar to that of the 1939 Business Census. However, "custom trades" and "services incidental to transportation," which are no longer included in the standard classification of the service trades, are not covered by the 1948 Census. In a number of localities, these exclusions as well as other changes in the standard classification may have a considerable effect in comparing

1948 with 1939 data, particularly with respect to establishment count.

Establishment definition.—For Census purposes, a business establishment is defined to include only enterprises conducted from a recognizable place of business, provided that the annual sales were in excess of \$5,000 for a wholesale trade establishment and \$500 for establishments in other trades. A detailed analysis of coverage will be provided in future Census of Business publications.

"Number of establishments" is the number of separate business locations, rather than the number of business companies or organizations, since the Census figures represent information reported separately for each business location or establishment. The establishment count reflects the number of places in business at the end of 1948 excluding administrative and executive offices of multiunit organizations, and "chain store" warehouses.

Sales and receipts.—"1948 sales and receipts" represents sales of merchandise and receipts from repairs and other services to customers. The figures reflect deductions for returned goods and allowances, but not for trade-in allowances; they exclude sales and excise taxes collected from customers and paid directly to any taxing agency.

Proprietors.—"Active proprietors..." represents owners and partners of unincorporated businesses who devoted the major portion of their time to the business in November 1948.

Employment.—"Number of paid employees..." represents all employees on the pay roll for the pay period ending nearest November 15, 1948. "Full workweek" employees, whether regular or seasonal, are those who in the November 15 pay period were paid for working at least the number of hours typically worked in a week by employees of the reporting establishment.

1948 CENSUS OF BUSINESS

RETAIL, WHOLESALE, SERVICE TRADES

U. S. DEPARTMENT OF COMMERCE
BUREAU OF THE CENSUS

PRELIMINARY

For Release April 17, 1950

Release Series BC-1P-16-047

HARDIN COUNTY, KY.

Retail, wholesale, and service establishments located in Hardin County, Kentucky, showed a substantial expansion in dollar volume of trade from 1939 to 1948 according to preliminary figures from the 1948 Census of Business released today by the Bureau of the Census, U. S. Department of Commerce.

Retail sales in the county during 1948 aggregated \$18.5 million, an increase of 243 percent over the \$5.4 million in 1939, when the preceding Census of Business was taken. Wholesale sales in the county reached a total of \$3.8 million in 1948 as compared with \$1.3 million in 1939. The service trades included in the Census of Business recorded receipts totaling \$844,000 in 1948 compared with \$261,000 in 1939.

Employment in the county also rose over the 9-year period between 1939 and 1948 for the above trades. Establishments in these trades reported a combined total of 1,109 paid employees for the workweek ended nearest November 15, 1948. This compared with a total of 713 employees reported for the week of November 15, 1939.

These preliminary figures have been derived from a Census report on Hardin County, Kentucky, which also includes data for the city of Elizabethtown. Final figures, superseding the preliminary data for Hardin County, will be included in a Bulletin for the State of Kentucky to be issued in several months. Similar data will be made available this year in preliminary and final form for each of the counties and States. A single copy of the preliminary release for Hardin County as well as an order blank for other area releases may be obtained by writing to the Bureau of the Census, Washington 25, D. C.

Table 1.—CENSUS OF BUSINESS PRELIMINARY RESULTS FOR 1948, BY TRADE GROUP
HARDIN COUNTY, KY.

Trade group and kind of business	Number of establishments	1948 sales and receipts (Thousand dollars)	Active proprietors of unincorporated businesses Nov. 1948	Paid employees, workweek ended nearest Nov. 15, 1948	
				Total employees ¹	Full workweek employees
RETAIL TRADE, total.....	291	18,492	311	868	719
Food group.....	94	5,032	96	137	99
Eating and drinking places.....	27	711	28	130	109
General merchandise grp, general stores	28	1,549	35	76	51
Apparel group.....	10	402	13	18	15
Furniture-home furnishgs-appliance grp	11	851	10	33	31
Automotive group.....	19	5,062	13	218	216
Gasoline service stations.....	48	1,155	50	44	33
Lumber-building-hardware group.....	21	2,452	22	148	119
Drug and proprietary stores.....	8	393	8	24	15
All other retail stores.....	25	885	36	40	31
WHOLESALE TRADE.....	19	3,822	19	80	x
SELECTED SERVICE TRADES, ^{2/} total.....	65	844	73	161	146
Personal services.....	41	616	45	137	123
All other service trades.....	24	228	28	24	23
HOTELS.....	6	264	10	54	52
TOURIST COURTS AND CAMPS.....	9	66	7	6	6

x Not available.

^{1/} Includes employees paid for less than the full workweek.

^{2/} See General Description on last page for changes from the 1939 Census of Business in the coverage of Service Trades.

Table 2.—CENSUS OF BUSINESS PRELIMINARY RESULTS FOR 1948 FOR CITIES OF 2,500 INHABITANTS OR MORE

HARDIN COUNTY, KY.

(Data omitted for trade groups where necessary to avoid disclosure)

City and trade group ¹	Number of establishments	1948 sales and receipts (Thousand dollars)	Active proprietors of unincorporated businesses Nov. 1948	Paid employees, workweek ended nearest Nov. 15, 1948	
				Total employees ²	Full workweek employees
Elizabethtown:					
Retail trade.....	97	10,964	108	568	474
Selected service trades....	24	534	28	119	110
Remainder of county:					
Retail trade.....	194	7,528	203	300	245
Selected service trades....	41	310	45	42	36

1/ See General Description on this page for changes from 1939 Census of Business in the coverage of Service Trades.

2/ Includes employees paid for less than the full workweek.

GENERAL DESCRIPTION OF PRELIMINARY RELEASES FOR THE 1948 CENSUS OF BUSINESS

This series of releases, of which one is planned for each county in the United States, presents preliminary results of the 1948 Census of Business. The information is based on reports submitted by business establishments for that Census. The figures shown are preliminary, and are subject to revision in the final Census publications, but the changes are expected to be relatively minor with respect to coverage. The final Census figures will be issued in a series of Business Census bulletins which will show additional detailed kind-of-business information for all places where there are a sufficient number of establishments.

The 1948 Census of Business was taken under the provision of the Act of June 19, 1948, which provides that the Business Census be taken for 1948 and for each fifth year thereafter. Previous Business Censuses were taken for the years 1929, 1933, 1935, and 1939.

Scope of the Census.—The 1948 Census of Business covered all establishments in the following trades, as defined by the Standard Industrial Classification Manual, May 1949 issue, of the Executive Office of the President: all retail trades; all wholesale trades; all service trades in the following four groups—personal services, business services, automobile repairs and services, and miscellaneous repair services; hotels; tourist courts and camps; and amusements, including motion picture theaters. Some important services not covered are radio broadcasting and television, medical and health, legal, educational, nonprofit, accounting, and domestic services.

This coverage is similar to that of the 1939 Business Census. However, "custom trades" and "services incidental to transportation," which are no longer included in the standard classification of the service trades, are not covered by the 1948 Census. In a number of localities, these exclusions as well as other changes in the standard classification may have

a considerable effect in comparing 1948 with 1939 data, particularly with respect to establishment count.

Establishment definition.—For Census purposes, a business establishment is defined to include only enterprises conducted from a recognizable place of business, provided that the annual sales were in excess of \$5,000 for a wholesale trade establishment and \$500 for establishments in other trades. A detailed analysis of coverage will be provided in future Census of Business publications.

"Number of establishments" is the number of separate business locations, rather than the number of business companies or organizations, since the Census figures represent information reported separately for each business location or establishment. The establishment count reflects the number of places in business at the end of 1948 excluding administrative and executive offices of multiunit organizations, and "chain store" warehouses.

Sales and receipts.—"1948 sales and receipts" represents sales of merchandise and receipts from repairs and other services to customers. The figures reflect deductions for returned goods and allowances, but not for trade-in allowances; they exclude sales and excise taxes collected from customers and paid directly to any taxing agency.

Proprietors.—"Active proprietors..." represents owners and partners of unincorporated businesses who devoted the major portion of their time to the business in November 1948.

Employment.—"Number of paid employees..." represents all employees on the pay roll for the pay period ending nearest November 15, 1948. "Full workweek" employees, whether regular or seasonal, are those who in the November 15 pay period were paid for working at least the number of hours typically worked in a week by employees of the reporting establishment.

1948 CENSUS OF BUSINESS

U. S. DEPARTMENT OF COMMERCE
BUREAU OF THE CENSUS

RETAIL, WHOLESALE, SERVICE TRADES

PRELIMINARY

For Release April 17, 1950

Release Series BC-1P-16-048

HARLAN COUNTY, KY.

Retail, wholesale, and service establishments located in Harlan County, Kentucky, showed a substantial expansion in dollar volume of trade from 1939 to 1948 according to preliminary figures from the 1948 Census of Business released today by the Bureau of the Census, U. S. Department of Commerce.

Retail sales in the county during 1948 aggregated \$36.9 million, an increase of 171 percent over the \$13.6 million in 1939, when the preceding Census of Business was taken. Wholesale sales in the county reached a total of \$28.3 million in 1948 as compared with \$6.0 million in 1939. The service trades included in the Census of Business recorded receipts totaling \$1.3 million in 1948 compared with \$0.6 million in 1939.

Employment in the county also rose over the 9-year period between 1939 and 1948 for the above trades. Establishments in these trades reported a combined total of 2,392 paid employees for the workweek ended nearest November 15, 1948. This compared with a total of 1,829 employees reported for the week of November 15, 1939.

These preliminary figures have been derived from a Census report on Harlan County, Kentucky, which also includes data for the cities of Cumberland and Harlan. Final figures, superseding the preliminary data for Harlan County, will be included in a Bulletin for the State of Kentucky to be issued in several months. Similar data will be made available this year in preliminary and final form for each of the counties and States. A single copy of the preliminary release for Harlan County as well as an order blank for other area releases may be obtained by writing to the Bureau of the Census, Washington 25, D. C.

Table 1.—CENSUS OF BUSINESS PRELIMINARY RESULTS FOR 1948, BY TRADE GROUP

HARLAN COUNTY, KY.

Trade group and kind of business	Number of establishments	1948 sales and receipts (Thousand dollars)	Active proprietors of unincorporated businesses Nov. 1948	Paid employees, workweek ended nearest Nov. 15, 1948	
				Total employees ¹	Full workweek employees
RETAIL TRADE, total.....	591	36,893	501	1,697	1,512
Food group.....	308	10,018	272	244	186
Eating and drinking places.....	60	986	54	168	153
General merchandise grp., general stores.....	55	9,920	25	518	461
Apparel group.....	25	1,497	26	69	57
Furniture-home furnishgs-appliance grp.....	20	1,738	14	80	63
Automotive group.....	25	7,176	19	252	246
Gasoline service stations.....	43	1,350	41	81	75
Lumber-building-hardware group.....	21	2,535	17	193	190
Drug and proprietary stores.....	14	919	13	55	47
All other retail stores.....	20	754	20	37	34
WHOLESALE TRADE, total.....	38	28,305	12	460	x
Merchant wholesalers.....	26	21,823	9	389	x
Other types of wholesale.....	12	6,482	3	71	x
SELECTED SERVICE TRADES, ² /total.....	114	1,301	113	235	229
Personal services.....	84	965	84	173	170
All other service trades.....	30	336	29	62	59
AMUSEMENTS.....	29	576	17	81	x

x Not available.

¹/ Includes employees paid for less than the full workweek.

²/ See General Description on last page for changes from the 1939 Census of Business in the coverage of Service Trades.

Table 2.—CENSUS OF BUSINESS PRELIMINARY RESULTS FOR 1948 FOR CITIES OF 2,500 INHABITANTS OR MORE

HARLAN COUNTY, KY.

(Data omitted for trade groups where necessary to avoid disclosure)

City and trade group ¹	Number of establishments	1948 sales and receipts (Thousand dollars)	Active proprietors of unincorporated businesses Nov. 1948	Paid employees, workweek ended nearest Nov. 15, 1948	
				Total employees ²	Full workweek employees
Cumberland:					
Retail trade.....	99	5,006	102	274	223
Selected service trades....	24	217	23	31	31
Harlan:					
Retail trade.....	109	16,565	88	806	731
Wholesale trade.....	23	22,844	4	343	x
Selected service trades....	40	593	40	115	111
Remainder of county:^{3/}					
Retail trade.....	383	15,322	311	617	558
Wholesale trade.....	15	5,461	8	117	x
Selected service trades....	50	491	50	89	87

^{1/} See General Description on this page for changes from the 1939 Census of Business in the coverage of Service Trades.

^{2/} Includes employees paid for less than the full workweek.

^{3/} Includes figures for establishments, other than wholesale, not located in cities of 2,500 inhabitants or more, and wholesale establishments not located in cities of 5,000 inhabitants or more.

x Not available.

GENERAL DESCRIPTION OF PRELIMINARY RELEASES FOR THE 1948 CENSUS OF BUSINESS

This series of releases, of which one is planned for each county in the United States, presents preliminary results of the 1948 Census of Business. The information is based on reports submitted by business establishments for that Census. The figures shown are preliminary, and are subject to revision in the final Census publications, but the changes are expected to be relatively minor with respect to coverage. The final Census figures will be issued in a series of Business Census bulletins which will show additional detailed kind-of-business information for all places where there are a sufficient number of establishments.

The 1948 Census of Business was taken under the provision of the Act of June 19, 1948, which provides that the Business Census be taken for 1948 and for each fifth year thereafter. Previous Business Censuses were taken for the years 1929, 1933, 1935, and 1939.

Scope of the Census.—The 1948 Census of Business covered all establishments in the following trades, as defined by the Standard Industrial Classification Manual, May 1949 issue, of the Executive Office of the President: all retail trades; all wholesale trades; all service trades in the following four groups—personal services, business services, automobile repairs and services, and miscellaneous repair services; hotels; tourist courts and camps; and amusements, including motion picture theaters. Some important services not covered are radio broadcasting and television, medical and health, legal, educational, nonprofit, accounting, and domestic services.

This coverage is similar to that of the 1939 Business Census. However, "custom trades" and "services incidental to transportation," which are no longer included in the standard classification of the service trades, are not covered by the 1948 Census. In a number of localities, these exclusions as well as other changes in the standard classification may have

a considerable effect in comparing 1948 with 1939 data, particularly with respect to establishment count.

Establishment definition.—For Census purposes, a business establishment is defined to include only enterprises conducted from a recognizable place of business, provided that the annual sales were in excess of \$5,000 for a wholesale trade establishment and \$500 for establishments in other trades. A detailed analysis of coverage will be provided in future Census of Business publications.

"Number of establishments" is the number of separate business locations, rather than the number of business companies or organizations, since the Census figures represent information reported separately for each business location or establishment. The establishment count reflects the number of places in business at the end of 1948 excluding administrative and executive offices of multiunit organizations, and "chain store" warehouses.

Sales and receipts.—"1948 sales and receipts" represents sales of merchandise and receipts from repairs and other services to customers. The figures reflect deductions for returned goods and allowances, but not for trade-in allowances; they exclude sales and excise taxes collected from customers and paid directly to any taxing agency.

Proprietors.—"Active proprietors..." represents owners and partners of unincorporated businesses who devoted the major portion of their time to the business in November 1948.

Employment.—"Number of paid employees..." represents all employees on the pay roll for the pay period ending nearest November 15, 1948. "Full workweek" employees, whether regular or seasonal, are those who in the November 15 pay period were paid for working at least the number of hours typically worked in a week by employees of the reporting establishment.

1948 CENSUS OF BUSINESS

U. S. DEPARTMENT OF COMMERCE
BUREAU OF THE CENSUS

RETAIL, WHOLESALE, SERVICE TRADES

PRELIMINARY

For Release April 19, 1950

Release Series BC-1P-16-049

HARRISON COUNTY, KY.

Retail, wholesale, and service establishments located in Harrison County, Kentucky, showed a substantial expansion in dollar volume of trade from 1939 to 1948 according to preliminary figures from the 1948 Census of Business released today by the Bureau of the Census, U. S. Department of Commerce.

Retail sales in the county during 1948 aggregated \$9.1 million, an increase of 146 percent over the \$3.7 million in 1939, when the preceding Census of Business was taken. Wholesale sales in the county reached a total of \$8.2 million in 1948 as compared with \$4.2 million in 1939. The service trades included in the Census of Business recorded receipts totaling \$350,000 in 1948 compared with \$265,000 in 1939.

Employment in the county also rose over the 9-year period between 1939 and 1948 for the above trades. Establishments in these trades reported a combined total of 622 paid employees for the workweek ended nearest November 15, 1948. This compared with a total of 569 employees reported for the week of November 15, 1939.

These preliminary figures have been derived from a Census report on Harrison County, Kentucky, which also includes data for the city of Cynthiana. Final figures superseding the preliminary data for Harrison County, will be included in a Bulletin for the State of Kentucky to be issued in several months. Similar data will be made available this year in preliminary and final form for each of the counties and States. A single copy of the preliminary release for Harrison County as well as an order blank for other area releases may be obtained by writing to the Bureau of the Census, Washington 25, D. C.

Table 1.—CENSUS OF BUSINESS PRELIMINARY RESULTS FOR 1948, BY TRADE GROUP

HARRISON COUNTY, KY.

Trade group and kind of business	Number of establishments	1948 sales and receipts (Thousand dollars)	Active proprietors of unincorporated businesses Nov. 1948	Paid employees, workweek ended nearest Nov. 15, 1948	
				Total employees ¹	Full workweek employees
RETAIL TRADE, total.....	147	9,122	151	469	397
Food group.....	34	2,235	36	75	57
Eating and drinking places.....	18	413	26	56	50
Gasoline service stations.....	18	416	16	20	18
All other retail stores.....	77	6,058	73	318	272
WHOLESALE TRADE.....	11	8,178	8	104	x
SELECTED SERVICE TRADES, ^{2/} total.....	43	350	41	49	45
Personal services.....	29	291	31	41	38
All other service trades.....	14	59	10	8	7

: Not available.

/ Includes employees paid for less than the full workweek.

/ See General Description on last page for changes from the 1939 Census of Business in the coverage of Service Trades.

90073

Table 2.—CENSUS OF BUSINESS PRELIMINARY RESULTS FOR 1948 FOR CITIES OF 2,500 INHABITANTS OR MORE

HARRISON COUNTY, KY.

(Data omitted for trade groups where necessary to avoid disclosure)

City and trade group ¹	Number of establishments	1948 sales and receipts (Thousand dollars)	Active proprietors of unincorporated businesses Nov. 1948	Paid employees, workweek ended nearest Nov. 15, 1948	
				Total employees ²	Full workweek employees
Cynthiana:					
Retail trade.....	104	7,950	110	439	374
Selected service trades....	34	327	34	47	44
Remainder of county:					
Retail trade.....	43	1,172	41	30	23
Selected service trades....	9	23	7	2	1

1/ See General Description on this page for changes from the 1939 Census of Business in the coverage of Service Trades.

2/ Includes employees paid for less than the full workweek.

GENERAL DESCRIPTION OF PRELIMINARY RELEASES FOR THE 1948 CENSUS OF BUSINESS

This series of releases, of which one is planned for each county in the United States, presents preliminary results of the 1948 Census of Business. The information is based on reports submitted by business establishments for that Census. The figures shown are preliminary, and are subject to revision in the final Census publications, but the changes are expected to be relatively minor with respect to coverage. The final Census figures will be issued in a series of Business Census bulletins which will show additional detailed kind-of-business information for all places where there are a sufficient number of establishments.

The 1948 Census of Business was taken under the provision of the Act of June 19, 1948, which provides that the Business Census be taken for 1948 and for each fifth year thereafter. Previous Business Censuses were taken for the years 1929, 1933, 1935, and 1939.

Scope of the Census.—The 1948 Census of Business covered all establishments in the following trades, as defined by the Standard Industrial Classification Manual, May 1949 issue, of the Executive Office of the President: all retail trades; all wholesale trades; all service trades in the following four groups—personal services, business services, automobile repairs and services, and miscellaneous repair services; hotels; tourist courts and camps; and amusements, including motion picture theaters. Some important services not covered are radio broadcasting and television, medical and health, legal, educational, nonprofit, accounting, and domestic services.

This coverage is similar to that of the 1939 Business Census. However, "custom trades" and "services incidental to transportation," which are no longer included in the standard classification of the service trades, are not covered by the 1948 Census. In a number of localities, these exclusions as well as

other changes in the standard classification may have a considerable effect in comparing 1948 with 1939 data, particularly with respect to establishment count.

Establishment definition.—For Census purposes, a business establishment is defined to include only enterprises conducted from a recognizable place of business, provided that the annual sales were in excess of \$5,000 for a wholesale trade establishment and \$500 for establishments in other trades. A detailed analysis of coverage will be provided in future Censuses of Business publications.

"Number of establishments" is the number of separate business locations, rather than the number of business companies or organizations, since the Census figures represent information reported separately for each business location or establishment. The establishment count reflects the number of places in business at the end of 1948 excluding administrative and executive offices of multiunit organizations, and "chain store" warehouses.

Sales and receipts.—"1948 sales and receipts" represents sales of merchandise and receipts from repairs and other services to customers. The figures reflect deductions for returned goods and allowances, but not for trade-in allowances; they exclude sales and excise taxes collected from customers and paid directly to any taxing agency.

Proprietors.—"Active proprietors..." represents owners and partners of unincorporated businesses who devoted the major portion of their time to the business in November 1948.

Employment.—"Number of paid employees..." represents all employees on the pay roll for the pay period ending nearest November 15, 1948. "Full workweek" employees, whether regular or seasonal, are those who in the November 15 pay period were paid for working at least the number of hours typically worked in a week by employees of the reporting establishment.

1948 CENSUS OF BUSINESS

RETAIL, WHOLESALE, SERVICE TRADES

U. S. DEPARTMENT OF COMMERCE
BUREAU OF THE CENSUS

PRELIMINARY

For Release April 17, 1950

Release Series BC-1P-16-050

HART COUNTY, KY.

Retail, wholesale, and service establishments located in Hart County, Kentucky, showed a substantial expansion in dollar volume of trade from 1939 to 1948 according to preliminary figures from the 1948 Census of Business released today by the Bureau of the Census, U. S. Department of Commerce.

Retail sales in the county during 1948 aggregated \$6.3 million, an increase of 294 percent over the \$1.6 million in 1939, when the preceding Census of Business was taken. Wholesale sales in the county reached a total of \$9.1 million in 1948 as compared with \$1.9 million in 1939. The service trades included in the Census of Business recorded receipts totaling \$157,000 in 1948 compared with \$42,000 in 1939.

Employment in the county also rose over the 9-year period between 1939 and 1948 for the above trades. Establishments in these trades reported a combined total of 331 paid employees for the workweek ended nearest November 15, 1948. This compared with a total of 212 employees reported for the week of November 15, 1939.

These preliminary figures have been derived from a Census report on Hart County, Kentucky. Final figures, superseding the preliminary data for Hart County, will be included in a Bulletin for the State of Kentucky to be issued in several months. Similar data will be made available this year in preliminary and final form for each of the counties and States. A single copy of the preliminary release for Hart County as well as an order blank for other area releases may be obtained by writing to the Bureau of the Census, Washington 25, D. C.

Table 1.—CENSUS OF BUSINESS PRELIMINARY RESULTS FOR 1948, BY TRADE GROUP
HART COUNTY, KY.

Trade group and kind of business	Number of establishments	1948 sales and receipts (Thousand dollars)	Active proprietors of unincorporated businesses Nov. 1948	Paid employees, workweek ended nearest Nov. 15, 1948	
				Total employees ¹	Full workweek employees
RETAIL TRADE, total.....	197	6,252	208	263	179
Food group.....	52	1,140	48	37	22
Eating and drinking places.....	17	306	18	50	36
General merchandise grp, general stores.....	44	927	47	32	12
Furniture-home furnishings-appliance grp.....	6	172	7	9	6
Automotive group.....	7	945	8	36	23
Gasoline service stations.....	26	691	32	32	24
Lumber-building-hardware group.....	12	1,555	16	29	26
Drug and proprietary stores.....	5	204	5	17	16
All other retail stores.....	28	312	27	21	14
WHOLESALE TRADE.....	18	9,072	15	45	x
SELECTED SERVICE TRADES ^{2/}	31	157	33	23	14
TOURIST COURTS AND CAMPS.....	5	31	6	2	1
AMUSEMENTS.....	10	186	4	35	x

x Not available.

1/ Includes employees paid for less than the full workweek.

2/ See General Description on this page for changes from the 1939 Census of Business in the coverage of Service Trades.

GENERAL DESCRIPTION OF PRELIMINARY RELEASES FOR THE 1948 CENSUS OF BUSINESS

This series of releases, of which one is planned for each county in the United States, presents preliminary results of the 1948 Census of Business. The information is based on reports submitted by business establishments for that Census. The figures shown are preliminary, and are subject to revision in the final Census publications, but the changes are expected to be relatively minor with respect to coverage. The final Census figures will be issued in a series of Business Census bulletins which will show additional detailed kind-of-business information for all places where there are a sufficient number of establishments.

The 1948 Census of Business was taken under the provision of the Act of June 19, 1948, which provides that the Business Census be taken for 1948 and for each fifth year thereafter. Previous Business Censuses were taken for the years 1929, 1933, 1935, and 1939.

Scope of the Census.—The 1948 Census of Business covered all establishments in the following trades, as defined by the Standard Industrial Classification Manual, May 1949 issue, of the Executive Office of the President: all retail trades; all wholesale trades; all service trades in the following four groups—personal services, business services, automobile repairs and services, and miscellaneous repair services; hotels; tourist courts and camps; and amusements, including motion picture theaters. Some important services not covered are radio broadcasting and television, medical and health, legal, educational, nonprofit, accounting, and domestic services.

This coverage is similar to that of the 1939 Business Census. However, "custom trades" and "services incidental to transportation," which are no longer included in the standard classification of the service trades, are not covered by the 1948 Census. In a number of localities, these exclusions as well as

other changes in the standard classification may have a considerable effect in comparing 1948 with 1939 data, particularly with respect to establishment count.

Establishment definition.—For Census purposes, a business establishment is defined to include only enterprises conducted from a recognizable place of business, provided that the annual sales were in excess of \$5,000 for a wholesale trade establishment and \$500 for establishments in other trades. A detailed analysis of coverage will be provided in future Censuses of Business publications.

"Number of establishments" is the number of separate business locations, rather than the number of business companies or organizations, since the Census figures represent information reported separately for each business location or establishment. The establishment count reflects the number of places in business at the end of 1948 excluding administrative and executive offices of multiunit organizations, and "chain store" warehouses.

Sales and receipts.—"1948 sales and receipts" represents sales of merchandise and receipts from repairs and other services to customers. The figures reflect deductions for returned goods and allowances, but not for trade-in allowances; they exclude sales and excise taxes collected from customers and paid directly to any taxing agency.

Proprietors.—"Active proprietors..." represents owners and partners of unincorporated businesses who devoted the major portion of their time to the business in November 1948.

Employment.—"Number of paid employees..." represents all employees on the pay roll for the pay period ending nearest November 15, 1948. "Full workweek" employees, whether regular or seasonal, are those who in the November 15 pay period were paid for working at least the number of hours typically worked in a week by employees of the reporting establishment.

1948 CENSUS OF BUSINESS

U. S. DEPARTMENT OF COMMERCE
BUREAU OF THE CENSUS

RETAIL, WHOLESALE, SERVICE TRADES

PRELIMINARY

For Release April 17, 1950

Release Series BC-1P-16-051

HENDERSON COUNTY, KY.

Retail, wholesale, and service establishments located in Henderson County, Kentucky, showed a substantial expansion in dollar volume of trade from 1939 to 1948 according to preliminary figures from the 1948 Census of Business released today by the Bureau of the Census, U. S. Department of Commerce.

Retail sales in the county during 1948 aggregated \$20.4 million, an increase of 278 percent over the \$5.4 million in 1939, when the preceding Census of Business was taken. Wholesale sales in the county reached a total of \$15.8 million in 1948 as compared with \$6.4 million in 1939. The service trades included in the Census of Business recorded receipts totaling \$997,000 in 1948 compared with \$326,000 in 1939.

Employment in the county also rose over the 9-year period between 1939 and 1948 for the above trades. Establishments in these trades reported a combined total of 1,648 paid employees for the workweek ended nearest November 15, 1948. This compared with a total of 1,105 employees reported for the week of November-15, 1939.

These preliminary figures have been derived from a Census report on Henderson County, Kentucky, which also includes data for the city of Henderson. Final figures, superseding the preliminary data for Henderson County, will be included in a Bulletin for the State of Kentucky to be issued in several months. Similar data will be made available this year in preliminary and final form for each of the counties and States. A single copy of the preliminary release for Henderson County as well as an order blank for other area releases may be obtained by writing to the Bureau of the Census, Washington 25, D. C.

Table 1.—CENSUS OF BUSINESS PRELIMINARY RESULTS FOR 1948, BY TRADE GROUP
HENDERSON COUNTY, KY.

Trade group and kind of business	Number of establishments	1948 sales and receipts (Thousand dollars)	Active proprietors of unincorporated businesses Nov. 1948	Paid employees, workweek ended nearest Nov. 15, 1948	
				Total employees ¹	Full workweek employees
RETAIL TRADE, total.....	359	20,386	351	1,164	901
Food group.....	103	5,101	96	156	107
Eating and drinking places.....	76	2,381	78	333	239
General merchandise grp, general stores	12	1,275	8	126	66
Apparel group.....	20	1,154	17	73	59
Furniture-home furnishgs-appliance grp	15	806	24	36	36
Automotive group.....	15	3,173	12	147	136
Gasoline service stations.....	44	1,010	45	45	32
Lumber-building-hardware group.....	29	3,002	25	112	108
Drug and proprietary stores.....	11	606	10	47	40
All other retail stores.....	34	1,878	36	89	78
WHOLESALE TRADE, total.....	35	15,809	25	303	x
Merchant wholesalers.....	23	11,304	15	232	x
Other types of wholesalers.....	12	4,505	10	71	x
SELECTED SERVICE TRADES, ^{2/} total.....	92	997	98	181	168
Personal services.....	52	602	56	146	138
All other service trades.....	40	395	42	35	30
TOURIST COURTS AND CAMPS.....	6	140	6	18	15

x Not available.

^{1/} Includes employees paid for less than the full workweek.

^{2/} See General Description on last page for changes from the 1939 Census of Business in the coverage of Service Trades.

Table 2.—CENSUS OF BUSINESS PRELIMINARY RESULTS FOR 1948 FOR CITIES OF 2,500 INHABITANTS OR MORE

HENDERSON COUNTY, KY.

(Data omitted for trade groups where necessary to avoid disclosure)

City and trade group ¹	Number of establishments	1948 sales and receipts (Thousand dollars)	Active proprietors of unincorporated businesses Nov. 1948	Paid employees, workweek ended nearest Nov. 15, 1948	
				Total employees ²	Full workweek employees
Henderson:					
Retail trade.....	254	16,916	237	943	752
Wholesale trade.....	29	12,778	20	266	x
Selected service trades.....	78	823	84	138	127
Remainder of county:					
Retail trade.....	105	3,470	114	221	149
Wholesale trade.....	6	3,031	5	37	x
Selected service trades.....	14	174	14	43	41
Tourist courts and camps....	6	140	6	18	15

x Not available.

1/ See General Description on this page for changes from the 1939 Census of Business in the coverage of Service Trades.

2/ Includes employees paid for less than the full workweek.

GENERAL DESCRIPTION OF PRELIMINARY RELEASES FOR THE 1948 CENSUS OF BUSINESS

This series of releases, of which one is planned for each county in the United States, presents preliminary results of the 1948 Census of Business. The information is based on reports submitted by business establishments for that Census. The figures shown are preliminary, and are subject to revision in the final Census publications, but the changes are expected to be relatively minor with respect to coverage. The final Census figures will be issued in a series of Business Census bulletins which will show additional detailed kind-of-business information for all places where there are a sufficient number of establishments.

The 1948 Census of Business was taken under the provision of the Act of June 19, 1948, which provides that the Business Census be taken for 1948 and for each fifth year thereafter. Previous Business Censuses were taken for the years 1929, 1933, 1935, and 1939.

Scope of the Census.—The 1948 Census of Business covered all establishments in the following trades, as defined by the Standard Industrial Classification Manual, May 1949 issue, of the Executive Office of the President: all retail trades; all wholesale trades; all service trades in the following four groups—personal services, business services, automobile repairs and services, and miscellaneous repair services; hotels; tourist courts and camps; and amusements, including motion picture theaters. Some important services not covered are radio broadcasting and television, medical and health, legal, educational, nonprofit, accounting, and domestic services.

This coverage is similar to that of the 1939 Business Census. However, "custom trade" and "services incidental to transportation," which are no longer included in the standard classification of the service trades, are not covered by the 1948 Census. In a number of localities, these exclusions as well as other changes in the standard classification may have

a considerable effect in comparing 1948 with 1939 data, particularly with respect to establishment count.

Establishment definition.—For Census purposes, a business establishment is defined to include only enterprises conducted from a recognizable place of business, provided that the annual sales were in excess of \$5,000 for a wholesale trade establishment and \$500 for establishments in other trades. A detailed analysis of coverage will be provided in future Census of Business publications.

"Number of establishments" is the number of separate business locations, rather than the number of business companies or organizations, since the Census figures represent information reported separately for each business location or establishment. The establishment count reflects the number of places in business at the end of 1948 excluding administrative and executive offices of multiunit organizations, and "chain store" warehouses.

Sales and receipts.—"1948 sales and receipts" represents sales of merchandise and receipts from repairs and other services to customers. The figures reflect deductions for returned goods and allowances, but not for trade-in allowances; they exclude sales and excise taxes collected from customers and paid directly to any taxing agency.

Proprietors.—"Active proprietors..." represents owners and partners of unincorporated businesses who devoted the major portion of their time to the business in November 1948.

Employment.—"Number of paid employees..." represents all employees on the pay roll for the pay period ending nearest November 15, 1948. "Full workweek" employees, whether regular or seasonal, are those who in the November 15 pay period were paid for working at least the number of hours typically worked in a week by employees of the reporting establishment.

1948 CENSUS OF BUSINESS

U. S. DEPARTMENT OF COMMERCE
BUREAU OF THE CENSUS

RETAIL, WHOLESALE, SERVICE TRADES

PRELIMINARY

For Release April 13, 1950

Release Series BC-1P-16-052

HENRY COUNTY, KY.

Retail and service establishments located in Henry County, Kentucky, showed a substantial expansion in dollar volume of trade from 1939 to 1948 according to preliminary figures from the 1948 Census of Business released today by the Bureau of the Census, U. S. Department of Commerce.

Retail sales in the county during 1948 aggregated \$5.2 million, an increase of 206 percent over the \$1.7 million in 1939, when the preceding Census of Business was taken. The service trades included in the Census of Business recorded receipts totaling \$181,000 in 1948 compared with \$80,000 in 1939. Wholesale sales in the county reached a total of \$458,000 in 1948. No comparable figures for 1939 are available.

Employment in the county also rose over the 9-year period between 1939 and 1948 for the retail and service trades. Establishments in these trades reported a combined total of 233 paid employees for the workweek ended nearest November 15, 1948. This compared with a total of 158 employees reported for the week of November 15, 1939. Wholesale trade establishments reported a total of 7 paid employees for the week of November 15, 1948.

These preliminary figures have been derived from a Census report on Henry County, Kentucky. Final figures, superseding the preliminary data for Henry County, will be included in a Bulletin for the State of Kentucky to be issued in several months. Similar data will be made available this year in preliminary and final form for each of the counties and States. A single copy of the preliminary release for Henry County as well as an order blank for other area releases may be obtained by writing to the Bureau of the Census, Washington 25, D. C.

Table 1.—CENSUS OF BUSINESS PRELIMINARY RESULTS FOR 1948, BY TRADE GROUP

HENRY COUNTY, KY.

Trade group and kind of business	Number of establishments	1948 sales and receipts (Thousand dollars)	Active proprietors of unincorporated businesses Nov. 1948	Paid employees, workweek ended nearest Nov. 15, 1948	
				Total employees ¹	Full workweek employees
RETAIL TRADE, total.....	130	5,182	141	214	147
Food group.....	32	1,190	34	35	23
Eating and drinking places.....	11	141	11	21	17
Gasoline service stations.....	14	347	15	10	7
All other retail stores.....	73	3,504	81	148	100
WHOLESALE TRADE.....	6	458	4	7	x
SELECTED SERVICE TRADES, ^{2/} total.....	35	181	32	19	16
Personal services.....	22	79	19	14	13
All other service trades.....	13	102	13	5	3

x Not available.

^{1/} Includes employees paid for less than the full workweek.

^{2/} See General Description on last page for changes from the 1939 Census of Business in the coverage of Service Trades.

GENERAL DESCRIPTION OF PRELIMINARY RELEASES FOR THE 1948 CENSUS OF BUSINESS

This series of releases, of which one is planned for each county in the United States, presents preliminary results of the 1948 Census of Business. The information is based on reports submitted by business establishments for that Census. The figures shown are preliminary, and are subject to revision in the final Census publications, but the changes are expected to be relatively minor with respect to coverage. The final Census figures will be issued in a series of Business Census bulletins which will show additional detailed kind-of-business information for all places where there are a sufficient number of establishments.

The 1948 Census of Business was taken under the provision of the Act of June 19, 1948, which provides that the Business Census be taken for 1948 and for each fifth year thereafter. Previous Business Censuses were taken for the years 1929, 1933, 1935, and 1939.

Scope of the Census.—The 1948 Census of Business covered all establishments in the following trades, as defined by the Standard Industrial Classification Manual, May 1949 issue, of the Executive Office of the President: all retail trades; all wholesale trades; all service trades in the following four groups—personal services, business services, automobile repairs and services, and miscellaneous repair services; hotels; tourist courts and camps; and amusements, including motion picture theaters. Some important services not covered are radio broadcasting and television, medical and health, legal, educational, nonprofit, accounting, and domestic services.

This coverage is similar to that of the 1939 Business Census. However, "custom trades" and "services incidental to transportation," which are no longer included in the standard classification of the service trades, are not covered by the 1948 Census. In a number of localities, these exclusions as well as other changes in the standard classification may have a considerable effect in comparing

1948 with 1939 data, particularly with respect to establishment count.

Establishment definition.—For Census purposes, a business establishment is defined to include only enterprises conducted from a recognizable place of business, provided that the annual sales were in excess of \$5,000 for a wholesale trade establishment and \$500 for establishments in other trades. A detailed analysis of coverage will be provided in future Census of Business publications.

"Number of establishments" is the number of separate business locations, rather than the number of business companies or organizations, since the Census figures represent information reported separately for each business location or establishment. The establishment count reflects the number of places in business at the end of 1948 excluding administrative and executive offices of multiunit organizations, and "chain store" warehouses.

Sales and receipts.—"1948 sales and receipts" represents sales of merchandise and receipts from repairs and other services to customers. The figures reflect deductions for returned goods and allowances, but not for trade-in allowances; they exclude sales and excise taxes collected from customers and paid directly to any taxing agency.

Proprietors.—"Active proprietors..." represents owners and partners of unincorporated businesses who devoted the major portion of their time to the business in November 1948.

Employment.—"Number of paid employees..." represents all employees on the pay roll for the pay period ending nearest November 15, 1948. "Full workweek" employees, whether regular or seasonal, are those who in the November 15 pay period were paid for working at least the number of hours typically worked in a week by employees of the reporting establishment.

1948 CENSUS OF BUSINESS

U. S. DEPARTMENT OF COMMERCE
BUREAU OF THE CENSUS

RETAIL, WHOLESALE, SERVICE TRADES

PRELIMINARY

For Release April 13, 1950

Release Series BC-1P-16-053

HICKMAN COUNTY, KY.

Retail, wholesale, and service establishments located in Hickman County, Kentucky, showed a substantial expansion in dollar volume of trade from 1939 to 1948 according to preliminary figures from the 1948 Census of Business released today by the Bureau of the Census, U. S. Department of Commerce.

Retail sales in the county during 1948 aggregated \$2.5 million, an increase of 150 percent over the \$1.0 million in 1939, when the preceding Census of Business was taken. Wholesale sales in the county reached a total of \$6.0 million in 1948 as compared with \$0.9 million in 1939. The service trades included in the Census of Business recorded receipts totaling \$57,000 in 1948 compared with \$30,000 in 1939.

Employment in the county also rose over the 9-year period between 1939 and 1948 for the above trades. Establishments in these trades reported a combined total of 185 paid employees for the workweek ended nearest November 15, 1948. This compared with a total of 117 employees reported for the week of November 15, 1939.

These preliminary figures have been derived from a Census report on Hickman County, Kentucky. Final figures, superseding the preliminary data for Hickman County, will be included in a Bulletin for the State of Kentucky to be issued in several months. Similar data will be made available this year in preliminary and final form for each of the counties and States. A single copy of the preliminary release for Hickman County as well as an order blank for other area releases may be obtained by writing to the Bureau of the Census, Washington 25, D. C.

Table 1.—CENSUS OF BUSINESS PRELIMINARY RESULTS FOR 1948, BY TRADE GROUP

HICKMAN COUNTY, KY.

Trade group and kind of business	Number of establishments	1948 sales and receipts (Thousand dollars)	Active proprietors of unincorporated businesses Nov. 1948	Paid employees, workweek ended nearest Nov. 15, 1948	
				Total employees ¹	Full workweek employees
RETAIL TRADE, total.....	81	2,536	85	140	109
Food group.....	33	943	37	33	26
Eating and drinking places.....	16	92	14	11	11
Gasoline service stations.....	10	184	11	6	4
All other retail stores.....	22	1,317	23	90	68
WHOLESALE TRADE.....	8	5,989	7	34	x
SELECTED SERVICE TRADES, ^{2/} total.....	15	57	17	11	11
Personal services.....	7	36	9	6	6
All other service trades.....	8	21	8	5	5

x Not available.

^{1/} Includes employees paid for less than the full workweek.

^{2/} See General Description on last page for changes from the 1939 Census of Business in the coverage of Service Trades.

GENERAL DESCRIPTION OF PRELIMINARY RELEASES FOR THE 1948 CENSUS OF BUSINESS

This series of releases, of which one is planned for each county in the United States, presents preliminary results of the 1948 Census of Business. The information is based on reports submitted by business establishments for that Census. The figures shown are preliminary, and are subject to revision in the final Census publications, but the changes are expected to be relatively minor with respect to coverage. The final Census figures will be issued in a series of Business Census bulletins which will show additional detailed kind-of-business information for all places where there are a sufficient number of establishments.

The 1948 Census of Business was taken under the provision of the Act of June 19, 1948, which provides that the Business Census be taken for 1948 and for each fifth year thereafter. Previous Business Censuses were taken for the years 1929, 1933, 1935, and 1939.

Scope of the Census.—The 1948 Census of Business covered all establishments in the following trades, as defined by the Standard Industrial Classification Manual, May 1949 issue, of the Executive Office of the President: all retail trades; all wholesale trades; all service trades in the following four groups—personal services, business services, automobile repairs and services, and miscellaneous repair services; hotels; tourist courts and camps; and amusements, including motion picture theaters. Some important services not covered are radio broadcasting and television, medical and health, legal, educational, nonprofit, accounting, and domestic services.

This coverage is similar to that of the 1939 Business Census. However, "custom trades" and "services incidental to transportation," which are no longer included in the standard classification of the service trades, are not covered by the 1948 Census. In a number of localities, these exclusions as well as other changes in the standard classification may have a considerable effect in comparing

1948 with 1939 data, particularly with respect to establishment count.

Establishment definition.—For Census purposes, a business establishment is defined to include only enterprises conducted from a recognizable place of business, provided that the annual sales were in excess of \$5,000 for a wholesale trade establishment and \$500 for establishments in other trades. A detailed analysis of coverage will be provided in future Census of Business publications.

"Number of establishments" is the number of separate business locations, rather than the number of business companies or organizations, since the Census figures represent information reported separately for each business location or establishment. The establishment count reflects the number of places in business at the end of 1948 excluding administrative and executive offices of multiunit organizations, and "chain store" warehouses.

Sales and receipts.—"1948 sales and receipts" represents sales of merchandise and receipts from repairs and other services to customers. The figures reflect deductions for returned goods and allowances, but not for trade-in allowances; they exclude sales and excise taxes collected from customers and paid directly to any taxing agency.

Proprietors.—"Active proprietors..." represents owners and partners of unincorporated businesses who devoted the major portion of their time to the business in November 1948.

Employment.—"Number of paid employees..." represents all employees on the pay roll for the pay period ending nearest November 15, 1948. "Full workweek" employees, whether regular or seasonal, are those who in the November 15 pay period were paid for working at least the number of hours typically worked in a week by employees of the reporting establishment.

1948 CENSUS OF BUSINESS

U. S. DEPARTMENT OF COMMERCE
BUREAU OF THE CENSUS

RETAIL, WHOLESALE, SERVICE TRADES

PRELIMINARY

For Release April 24, 1950

Release Series BC-1P-16-054

HOPKINS COUNTY, KY.

Retail, wholesale, and service establishments located in Hopkins County, Kentucky, showed a substantial expansion in dollar volume of trade from 1939 to 1948 according to preliminary figures from the 1948 Census of Business released today by the Bureau of the Census, U. S. Department of Commerce.

Retail sales in the county during 1948 aggregated \$25.0 million, an increase of 24.7 percent over the \$7.2 million in 1939, when the preceding Census of Business was taken. Wholesale sales in the county reached a total of \$5.5 million in 1948 as compared with \$2.3 million in 1939. The service trades included in the Census of Business recorded receipts totaling \$1.1 million in 1948 compared with \$0.3 million in 1939.

Employment in the county also rose over the 9-year period between 1939 and 1948 for the above trades. Establishments in these trades reported a combined total of 1,432 paid employees for the workweek ended nearest November 15, 1948. This compared with a total of 934 employees reported for the week of November 15, 1939.

These preliminary figures have been derived from a Census report on Hopkins County, Kentucky, which also includes data for the cities of Dawson Springs, Earlington and Madisonville. Final figures, superseding the preliminary data for Hopkins County, will be included in a Bulletin for the State of Kentucky to be issued in several months. Similar data will be made available this year in preliminary and final form for each of the counties and States. A single copy of the preliminary release for Hopkins County as well as an order blank for other area releases may be obtained by writing to the Bureau of the Census, Washington 25, D. C.

Table 1.—CENSUS OF BUSINESS PRELIMINARY RESULTS FOR 1948, BY TRADE GROUP
HOPKINS COUNTY, KY.

Trade group and kind of business	Number of establishments	1948 sales and receipts (Thousand dollars)	Active proprietors of unincorporated businesses Nov. 1948	Paid employees, workweek ended nearest Nov. 15, 1948	
				Total employees ¹	Full workweek employees
RETAIL TRADE, total.....	368	24,989	427	1,122	963
Food group.....	149	5,894	162	153	117
Eating and drinking places.....	34	824	42	129	115
General merchandise grp, general stores.....	22	3,565	26	210	159
Apparel group.....	17	839	17	42	36
Furniture-home furnishings-appliance grp.....	12	1,028	14	40	34
Automotive group.....	27	5,541	34	177	164
Gasoline service stations.....	50	1,200	53	63	46
Lumber-building-hardware group.....	21	3,224	37	228	222
Drug and proprietary stores.....	7	598	10	39	34
All other retail stores.....	29	2,276	32	41	36
WHOLESALE TRADE, total.....	21	5,454	24	150	x
Merchant wholesalers.....	11	2,345	8	95	x
Other types of wholesale.....	10	3,109	16	55	x
SELECTED SERVICE TRADES, ² /total.....	84	1,058	94	160	131
Personal services.....	52	571	60	123	95
All other service trades.....	32	487	34	37	36

x Not available.

¹/ Includes employees paid for less than the full workweek.

²/ See General Description on last page for changes from the 1939 Census of Business in the coverage of Service Trades.

Table 2.—CENSUS OF BUSINESS PRELIMINARY RESULTS FOR 1948 FOR CITIES OF 2,500 INHABITANTS OR MORE

HOPKINS COUNTY, KY.

(Data omitted for trade groups where necessary to avoid disclosure)

City and trade group ¹	Number of establishments	1948 sales and receipts (Thousand dollars)	Active proprietors of unincorporated businesses Nov. 1948	Paid employees, workweek ended nearest Nov. 15, 1948	
				Total employees ²	Full workweek employees
Dawson Springs:					
Retail trade.....	42	2,502	49	135	127
Selected service trades...	13	69	11	21	20
Earlington:					
Retail trade.....	27	1,570	26	84	79
Selected service trades...	13	127	16	12	12
Madisonville:					
Retail trade.....	170	15,990	213	789	654
Selected service trades...	44	710	50	121	94
Remainder of county:					
Retail trade.....	129	4,927	139	114	103
Selected service trades...	14	152	17	6	5

1/ See General Description on this page for changes from the 1939 Census of Business in the coverage of Service Trades.

2/ Includes employees paid for less than the full workweek.

GENERAL DESCRIPTION OF PRELIMINARY RELEASES FOR THE 1948 CENSUS OF BUSINESS

This series of releases, of which one is planned for each county in the United States, presents preliminary results of the 1948 Census of Business. The information is based on reports submitted by business establishments for that Census. The figures shown are preliminary, and are subject to revision in the final Census publications, but the changes are expected to be relatively minor with respect to coverage. The final Census figures will be issued in a series of Business Census bulletins which will show additional detailed kind-of-business information for all places where there are a sufficient number of establishments.

The 1948 Census of Business was taken under the provision of the Act of June 19, 1948, which provides that the Business Census be taken for 1948 and for each fifth year thereafter. Previous Business Censuses were taken for the years 1929, 1933, 1935, and 1939.

Scope of the Census.—The 1948 Census of Business covered all establishments in the following trades, as defined by the Standard Industrial Classification Manual, May 1949 issue, of the Executive Office of the President: all retail trades; all wholesale trades; all service trades in the following four groups—personal services, business services, automobile repairs and services, and miscellaneous repair services; hotels; tourist courts and camps; and amusements, including motion picture theaters. Some important services not covered are radio broadcasting and television, medical and health, legal, educational, nonprofit, accounting, and domestic services.

This coverage is similar to that of the 1939 Business Census. However, "custom trades" and "services incidental to transportation," which are no longer included in the standard classification of the service trades, are not covered by the 1948 Census. In a number of localities, these exclusions as well as other changes in the standard classification may have

a considerable effect in comparing 1948 with 1939 data, particularly with respect to establishment count.

Establishment definition.—For Census purposes, a business establishment is defined to include only enterprises conducted from a recognizable place of business, provided that the annual sales were in excess of \$5,000 for a wholesale trade establishment and \$500 for establishments in other trades. A detailed analysis of coverage will be provided in future Census of Business publications.

"Number of establishments" is the number of separate business locations, rather than the number of business companies or organizations, since the Census figures represent information reported separately for each business location or establishment. The establishment count reflects the number of places in business at the end of 1948 excluding administrative and executive offices of multiunit organizations, and "chain store" warehouses.

Sales and receipts.—"1948 sales and receipts" represents sales of merchandise and receipts from repairs and other services to customers. The figures reflect deductions for returned goods and allowances, but not for trade-in allowances; they exclude sales and excise taxes collected from customers and paid directly to any taxing agency.

Proprietors.—"Active proprietors..." represents owners and partners of unincorporated businesses who devoted the major portion of their time to the business in November 1948.

Employment.—"Number of paid employees..." represents all employees on the pay roll for the pay period ending nearest November 15, 1948. "Full workweek" employees, whether regular or seasonal, are those who in the November 15 pay period were paid for working at least the number of hours typically worked in a week by employees of the reporting establishment.

1948 CENSUS OF BUSINESS

RETAIL, WHOLESALE, SERVICE TRADES

U. S. DEPARTMENT OF COMMERCE
BUREAU OF THE CENSUS

PRELIMINARY

For Release April 19, 1950

Release Series BC-1P-16-055

JACKSON COUNTY, KY.

Retail and service establishments located in Jackson County, Kentucky, showed a substantial expansion in dollar volume of trade from 1939 to 1948 according to preliminary figures from the 1948 Census of Business released today by the Bureau of the Census, U. S. Department of Commerce.

Retail sales in the county during 1948 aggregated \$1.9 million, an increase of 138 percent over the \$0.8 million in 1939, when the preceding Census of Business was taken. The service trades included in the Census of Business recorded receipts totaling \$26,000 in 1948 compared with \$14,000 in 1939.

Employment in the county also rose over the 9-year period between 1939 and 1948 for the above trades. Establishments in these trades reported a combined total of 38 paid employees for the workweek ended nearest November 15, 1948. This compared with a total of 26 employees reported for the week of November 15, 1939.

These preliminary figures have been derived from a Census report on Jackson County, Kentucky. Final figures, superseding the preliminary data for Jackson County, will be included in a Bulletin for the State of Kentucky to be issued in several months. Similar data will be made available this year in preliminary and final form for each of the counties and States. A single copy of the preliminary release for Jackson County as well as an order blank for other area releases may be obtained by writing to the Bureau of the Census, Washington 25, D. C.

Table 1.—CENSUS OF BUSINESS PRELIMINARY RESULTS FOR 1948, BY TRADE GROUP

JACKSON COUNTY, KY.

Trade group and kind of business	Number of establishments	1948 sales and receipts (Thousand dollars)	Active proprietors of unincorporated businesses Nov. 1948	Paid employees, workweek ended nearest Nov. 15, 1948	
				Total employees ¹	Full workweek employees
RETAIL TRADE, total.....	151	1,930	139	36	29
Food group.....	88	702	84	5	3
Eating and drinking places.....	11	51	6	8	5
General merchandise grp, general stores.....	25	503	22	5	3
Gasoline service stations.....	12	163	13	4	4
All other retail stores.....	15	511	14	14	14
SELECTED SERVICE TRADES ^{2/}	11	26	12	2	-

^{1/} Includes employees paid for less than the full workweek.

^{2/} See General Description on last page for changes from the 1939 Census of Business in the coverage of Service Trades.

GENERAL DESCRIPTION OF PRELIMINARY RELEASES FOR THE 1948 CENSUS OF BUSINESS

This series of releases, of which one is planned for each county in the United States, presents preliminary results of the 1948 Census of Business. The information is based on reports submitted by business establishments for that Census. The figures shown are preliminary, and are subject to revision in the final Census publications, but the changes are expected to be relatively minor with respect to coverage. The final Census figures will be issued in a series of Business Census bulletins which will show additional detailed kind-of-business information for all places where there are a sufficient number of establishments.

The 1948 Census of Business was taken under the provision of the Act of June 19, 1948, which provides that the Business Census be taken for 1948 and for each fifth year thereafter. Previous Business Censuses were taken for the years 1929, 1933, 1935, and 1939.

Scope of the Census.—The 1948 Census of Business covered all establishments in the following trades, as defined by the Standard Industrial Classification Manual, May 1949 issue, of the Executive Office of the President: all retail trades; all wholesale trades; all service trades in the following four groups—personal services, business services, automobile repairs and services, and miscellaneous repair services; hotels; tourist courts and camps; and amusements, including motion picture theaters. Some important services not covered are radio broadcasting and television, medical and health, legal, educational, nonprofit, accounting, and domestic services.

This coverage is similar to that of the 1939 Business Census. However, "custom trades" and "services incidental to transportation," which are no longer included in the standard classification of the service trades, are not covered by the 1948 Census. In a number of localities, these exclusions as well as other changes in the standard classification may have a considerable effect in comparing

1948 with 1939 data, particularly with respect to establishment count.

Establishment definition.—For Census purposes, a business establishment is defined to include only enterprises conducted from a recognizable place of business, provided that the annual sales were in excess of \$5,000 for a wholesale trade establishment and \$500 for establishments in other trades. A detailed analysis of coverage will be provided in future Census of Business publications.

"Number of establishments" is the number of separate business locations, rather than the number of business companies or organizations, since the Census figures represent information reported separately for each business location or establishment. The establishment count reflects the number of places in business at the end of 1948 excluding administrative and executive offices of multiunit organizations, and "chain store" warehouses.

Sales and receipts.—"1948 sales and receipts" represents sales of merchandise and receipts from repairs and other services to customers. The figures reflect deductions for returned goods and allowances, but not for trade-in allowances; they exclude sales and excise taxes collected from customers and paid directly to any taxing agency.

Proprietors.—"Active proprietors..." represents owners and partners of unincorporated businesses who devoted the major portion of their time to the business in November 1948.

Employment.—"Number of paid employees..." represents all employees on the pay roll for the pay period ending nearest November 15, 1948. "Full workweek" employees, whether regular or seasonal, are those who in the November 15 pay period were paid for working at least the number of hours typically worked in a week by employees of the reporting establishment.

1948 CENSUS OF BUSINESS

RETAIL, WHOLESALE, SERVICE TRADES

U. S. DEPARTMENT OF COMMERCE
BUREAU OF THE CENSUS

PRELIMINARY

For Release May 22, 1950

Release Series BC-1P-16-056

JEFFERSON COUNTY, KY.

Retail, wholesale, and service establishments located in Jefferson County, Kentucky, showed a substantial expansion in dollar volume of trade from 1939 to 1948 according to preliminary figures released today by the Bureau of the Census, U. S. Department of Commerce.

Retail sales in the county during 1948 aggregated \$457.2 million, an increase of 229 percent over the \$138.8 million sales in 1939, when the preceding Census of Business was taken. Wholesale sales volume in the county showed a 339 percent rise over the same period, reaching a total of \$951.1 million in 1948 as compared with \$216.8 million in 1939. The service trades included in the Census of Business reported receipts totaling \$37.1 million in 1948 compared with \$11.2 million in 1939. Hotel receipts moved from \$3.6 million in 1939 to \$8.6 million in 1948. Amusement businesses in the county recorded receipts of \$11.2 million in 1948. No comparable figure for 1939 is available.

Employment in the county also rose over the 9-year period between 1939 and 1948 for the trades covered by the Census of Business. Retail trade establishments reported 26,153 paid employees for the workweek ended nearest November 15, 1948. Of these, 21,797 worked the full week, and the remainder part of the week. The comparable total and full workweek figures for 1939 were 18,236 and 15,060. Wholesale trade establishments reported a total of 13,629 full- and part-week employees for the week of November 15, 1948, compared with 8,979 for the same week in 1939. For the selected service trades, November 15, 1948, paid employees numbered 6,550; the comparable figure for 1939, adjusted for change in scope between the two Censuses, was 4,647.

These preliminary figures have been derived from a Census report on Jefferson County, Kentucky. The report also contains data for the city of Louisville.

Final figures, superseding the preliminary data for Jefferson County, will be included in a Bulletin for the State of Kentucky to be issued in several months. Similar data will be made available this year in preliminary and final form for each of the counties and States. A single copy of the preliminary release for Jefferson County as well as an order blank for other area releases may be obtained by writing to the Bureau of the Census, Washington 25, D. C.

Table 1.—CENSUS OF BUSINESS PRELIMINARY RESULTS FOR 1948, BY TRADE GROUP
JEFFERSON COUNTY, KY.

Trade group and kind of business	Number of establishments	1948 sales and receipts (Thousand dollars)	Active proprietors of unincorporated businesses Nov. 1948	Paid employees, workweek ended nearest Nov. 15, 1948	
				Total employees ¹	Full workweek employees
RETAIL TRADE, total.....	4,670	457,188	4,537	26,153	21,797
Food group.....	1,284	106,470	1,298	3,694	2,928
Eating and drinking places.....	1,124	40,595	1,188	5,095	4,365
General merchandise grp, general stores.	171	66,790	163	5,605	4,523
Apparel group.....	331	43,599	262	2,970	2,392
Furniture-home furnishgs-appliance grp.	208	24,212	200	1,555	1,476
Automotive group.....	141	80,190	98	1,975	1,849
Gasoline service stations.....	357	17,114	349	889	696
Lumber-building-hardware group.....	213	18,402	189	874	825
Drug and proprietary stores.....	203	21,371	203	1,475	1,073
All other retail stores.....	638	38,445	587	2,021	1,670
WHOLESALE TRADE, total.....	758	951,058	459	13,629	x
Merchant wholesalers, total.....	548	435,480	349	10,659	x
Groceries, foods.....	101	66,416	85	1,784	x
Dry goods, apparel.....	19	9,639	16	243	x
Mach'y, equip't, industrial supplies.	105	34,761	69	972	x
Automotive parts, accessories.....	49	10,673	32	482	x
All other merchant wholesalers.....	274	313,991	147	7,178	x
Manufact'rs' sales branches, offices...	99	268,388	1	2,110	x
Petroleum bulk plants, terminals.....	19	42,601	15	450	x
Agents, brokers (merchandise).....	79	177,047	83	253	x
Assemblers of farm products.....	13	27,542	11	157	x
SELECTED SERVICE TRADES, ² /total.....	1,749	37,129	1,753	6,550	5,974
Personal services.....	1,131	20,271	1,131	4,533	4,113
Business services.....	125	6,133	117	837	777
Automotive repairs and services.....	274	7,319	286	816	737
Other repair services.....	219	3,406	219	364	347
HOTELS.....	33	8,625	21	1,962	1,663
TOURIST COURTS AND CAMPS.....	22	212	21	25	23
AMUSEMENTS.....	85	11,075	52	1,837	x

x Not available.

¹/ Includes employees paid for less than the full workweek.

²/ See General Description on last page for changes from the 1939 Census of Business in the coverage of Service Trades.

Table 2.—CENSUS OF BUSINESS PRELIMINARY RESULTS FOR 1948 FOR CITIES OF 2,500 INHABITANTS OR MORE

JEFFERSON COUNTY, KY.

(Data omitted for trade groups where necessary to avoid disclosure)

City and trade group ¹	Number of establishments	1948 sales and receipts (Thousand dollars)	Active proprietors of unincorporated businesses Nov. 1948	Paid employees, workweek ended nearest Nov. 15, 1948	
				Total employees ²	Full workweek employees
Louisville:					
Retail trade.....	4,036	410,199	3,876	24,167	20,175
Wholesale trade.....	747	947,840	451	13,576	x
Selected service trades...	1,614	35,039	1,608	6,233	5,683
Hotels.....	33	8,625	21	1,962	1,663
Amusements.....	72	10,302	41	1,671	x
Remainder of county:					
Retail trade.....	634	46,989	661	1,986	1,622
Wholesale trade.....	11	3,218	8	53	x
Selected service trades...	135	2,090	145	317	291
Amusements.....	13	773	11	166	x

x Not available.

1/ See General Description on this page for changes from the 1939 Census of Business in the coverage of Service Trades.

2/ Includes employees paid for less than the full workweek.

GENERAL DESCRIPTION OF PRELIMINARY RELEASES FOR THE 1948 CENSUS OF BUSINESS

This series of releases, of which one is planned for each county in the United States, presents preliminary results of the 1948 Census of Business. The information is based on reports submitted by business establishments for that Census. The figures shown are preliminary, and are subject to revision in the final Census publications, but the changes are expected to be relatively minor with respect to coverage. The final Census figures will be issued in a series of Business Census bulletins which will show additional detailed kind-of-business information for all places where there are a sufficient number of establishments.

The 1948 Census of Business was taken under the provision of the Act of June 19, 1948, which provides that the Business Census be taken for 1948 and for each fifth year thereafter. Previous Business Censuses were taken for the years 1929, 1933, 1936, and 1939.

Scope of the Census.—The 1948 Census of Business covered all establishments in the following trades, as defined by the Standard Industrial Classification Manual, May 1949 issue, of the Executive Office of the President: all retail trades; all wholesale trades; all service trades in the following four groups—personal services, business services, automobile repairs and services, and miscellaneous repair services; hotels; tourist courts and camps; and amusements, including motion picture theaters. Some important services not covered are radio broadcasting and television, medical and health, legal, educational, nonprofit, accounting, and domestic services.

This coverage is similar to that of the 1939 Business Census. However, "custom trades" and "services incidental to transportation," which are no longer included in the standard classification of the service trades, are not covered by the 1948 Census. In a number of localities, these exclusions as well as

other changes in the standard classification may have a considerable effect in comparing 1948 with 1939 data, particularly with respect to establishment count.


Establishment definition.—For Census purposes, a business establishment is defined to include only enterprises conducted from a recognizable place of business, provided that the annual sales were in excess of \$5,000 for a wholesale trade establishment and \$500 for establishments in other trades. A detailed analysis of coverage will be provided in future Censuses of Business publications.

"Number of establishments" is the number of separate business locations, rather than the number of business companies or organizations, since the Census figures represent information reported separately for each business location or establishment. The establishment count reflects the number of places in business at the end of 1948 excluding administrative and executive offices of multunit organizations, and "chain store" warehouses.

Sales and receipts.—"1948 sales and receipts" represents sales of merchandise and receipts from repairs and other services to customers. The figures reflect deductions for returned goods and allowances, but not for trade-in allowances; they exclude sales and excise taxes collected from customers and paid directly to any taxing agency.

Proprietors.—"Active proprietors..." represents owners and partners of unincorporated businesses who devoted the major portion of their time to the business in November 1948.

Employment.—"Number of paid employees..." represents all employees on the pay roll for the pay period ending nearest November 15, 1948. "Full workweek" employees, whether regular or seasonal, are those who in the November 15 pay period were paid for working at least the number of hours typically worked in a week by employees of the reporting establishment.



1948 CENSUS OF BUSINESS

U. S. DEPARTMENT OF COMMERCE
BUREAU OF THE CENSUS

RETAIL, WHOLESALE, SERVICE TRADES

PRELIMINARY

For Release April 19, 1950

Release Series BC-1P-16-057

JESSAMINE COUNTY, KY.

Retail, wholesale, and service establishments located in Jessamine County, Kentucky, showed a substantial expansion in dollar volume of trade from 1939 to 1948 according to preliminary figures from the 1948 Census of Business released today by the Bureau of the Census, U. S. Department of Commerce.

Retail sales in the county during 1948 aggregated \$5.6 million, an increase of 155 percent over the \$2.2 million in 1939, when the preceding Census of Business was taken. Wholesale sales in the county reached a total of \$756,000 in 1948 as compared with \$55,000 in 1939. The service trades included in the Census of Business recorded receipts totaling \$189,000 in 1948 compared with \$87,000 in 1939.

Employment in the county also rose over the 9-year period between 1939 and 1948 for the above trades. Establishments in these trades reported a combined total of 314 paid employees for the workweek ended nearest November 15, 1948. This compared with a total of 237 employees reported for the week of November 15, 1939.

These preliminary figures have been derived from a Census report on Jessamine County, Kentucky, which also includes data for the city of Nicholasville. Final figures, superseding the preliminary data for Jessamine County, will be included in a Bulletin for the State of Kentucky to be issued in several months. Similar data will be made available this year in preliminary and final form for each of the counties and States. A single copy of the preliminary release for Jessamine County as well as an order blank for other area releases may be obtained by writing to the Bureau of the Census, Washington 25, D. C.

Table 1.—CENSUS OF BUSINESS PRELIMINARY RESULTS FOR 1948, BY TRADE GROUP

JESSAMINE COUNTY, KY.

Trade group and kind of business	Number of establishments	1948 sales and receipts (Thousand dollars)	Active proprietors of unincorporated businesses Nov. 1948	Paid employees, workweek ended nearest Nov. 15, 1948	
				Total employees ¹	Full workweek employees
RETAIL TRADE, total.....	117	5,554	130	252	183
Food group.....	30	1,686	32	44	32
Eating and drinking places.....	16	176	15	36	26
Gasoline service stations.....	15	372	17	14	8
All other retail stores.....	56	3,320	66	158	117
WHOLESALE TRADE.....	5	756	3	30	x
SELECTED SERVICE TRADES, ² /total.....	30	189	30	32	28
Personal services.....	15	138	16	26	23
All other service trades.....	15	51	14	6	5

x Not available.

¹/ Includes employees paid for less than the full workweek.

²/ See General Description on last page for changes from the 1939 Census of Business in the coverage of Service Trades.

Table 2.—CENSUS OF BUSINESS PRELIMINARY RESULTS FOR 1948 FOR CITIES OF 2,500 INHABITANTS OR MORE

JESSAMINE COUNTY, KY.

(Data omitted for trade groups where necessary to avoid disclosure)

City and trade group ¹	Number of establishments	1948 sales and receipts (Thousand dollars)	Active proprietors of unincorporated businesses Nov. 1948	Paid employees, workweek ended nearest Nov. 15, 1948	
				Total employees ²	Full workweek employees
Nicholasville:					
Retail trade.....	60	4,208	69	203	152
Selected service trades....	19	137	20	19	15
Remainder of county:					
Retail trade.....	57	1,346	61	49	31
Selected service trades....	11	52	10	13	13

1/ See General Description on this page for changes from the 1939 Census of Business in the coverage of Service Trades.

2/ Includes employees paid for less than the full workweek.

GENERAL DESCRIPTION OF PRELIMINARY RELEASES FOR THE 1948 CENSUS OF BUSINESS

This series of releases, of which one is planned for each county in the United States, presents preliminary results of the 1948 Census of Business. The information is based on reports submitted by business establishments for that Census. The figures shown are preliminary, and are subject to revision in the final Census publications, but the changes are expected to be relatively minor with respect to coverage. The final Census figures will be issued in a series of Business Census bulletins which will show additional detailed kind-of-business information for all places where there are a sufficient number of establishments.

The 1948 Census of Business was taken under the provision of the Act of June 19, 1948, which provides that the Business Census be taken for 1948 and for each fifth year thereafter. Previous Business Censuses were taken for the years 1929, 1933, 1935, and 1939.

Scope of the Census.—The 1948 Census of Business covered all establishments in the following trades, as defined by the Standard Industrial Classification Manual, May 1949 issue, of the Executive Office of the President: all retail trades; all wholesale trades; all service trades in the following four groups—personal services, business services, automobile repairs and services, and miscellaneous repair services; hotels; tourist courts and camps; and amusements, including motion picture theaters. Some important services not covered are radio broadcasting and television, medical and health, legal, educational, nonprofit, accounting, and domestic services.

This coverage is similar to that of the 1939 Business Census. However, "custom trades" and "services incidental to transportation," which are no longer included in the standard classification of the service trades, are not covered by the 1948 Census. In a number of localities, these exclusions as well as

other changes in the standard classification may have a considerable effect in comparing 1948 with 1939 data, particularly with respect to establishment count.

Establishment definition.—For Census purposes, a business establishment is defined to include only enterprises conducted from a recognizable place of business, provided that the annual sales were in excess of \$5,000 for a wholesale trade establishment and \$500 for establishments in other trades. A detailed analysis of coverage will be provided in future Census of Business publications.

"Number of establishments" is the number of separate business locations, rather than the number of business companies or organizations, since the Census figures represent information reported separately for each business location or establishment. The establishment count reflects the number of places in business at the end of 1948 excluding administrative and executive offices of multiunit organizations, and "chain store" warehouses.

Sales and receipts.—"1948 sales and receipts" represents sales of merchandise and receipts from repairs and other services to customers. The figures reflect deductions for returned goods and allowances, but not for trade-in allowances; they exclude sales and excise taxes collected from customers and paid directly to any taxing agency.

Proprietors.—"Active proprietors..." represents owners and partners of unincorporated businesses who devoted the major portion of their time to the business in November 1948.

Employment.—"Number of paid employees..." represents all employees on the pay roll for the pay period ending nearest November 15, 1948. "Full workweek" employees, whether regular or seasonal, are those who in the November 15 pay period were paid for working at least the number of hours typically worked in a week by employees of the reporting establishment.

1948 CENSUS OF BUSINESS

RETAIL, WHOLESALE, SERVICE TRADES

U. S. DEPARTMENT OF COMMERCE
BUREAU OF THE CENSUS

PRELIMINARY

For Release April 24, 1950

Release Series BC-1P-16-058

JOHNSON COUNTY, KY.

Retail, wholesale, and service establishments located in Johnson County, Kentucky, showed a substantial expansion in dollar volume of trade from 1939 to 1948 according to preliminary figures from the 1948 Census of Business released today by the Bureau of the Census, U. S. Department of Commerce.

Retail sales in the county during 1948 aggregated \$10.2 million, an increase of 209 percent over the \$3.3 million in 1939, when the preceding Census of Business was taken. Wholesale sales in the county reached a total of \$12.5 million in 1948 as compared with \$4.1 million in 1939. The service trades included in the Census of Business recorded receipts totaling \$412,000 in 1948 compared with \$55,000 in 1939.

Employment in the county also rose over the 9-year period between 1939 and 1948 for the above trades. Establishments in these trades reported a combined total of 678 paid employees for the workweek ended nearest November 15, 1948. This compared with a total of 450 employees reported for the week of November 15, 1939.

These preliminary figures have been derived from a Census report on Johnson County, Kentucky. Final figures, superseding the preliminary data for Johnson County, will be included in a Bulletin for the State of Kentucky to be issued in several months. Similar data will be made available this year in preliminary and final form for each of the counties and States. A single copy of the preliminary release for Johnson County as well as an order blank for other area releases may be obtained by writing to the Bureau of the Census, Washington 25, D. C.

90317

Table 1.—CENSUS OF BUSINESS PRELIMINARY RESULTS FOR 1948, BY TRADE GROUP

JOHNSON COUNTY, KY.

Trade group and kind of business	Number of establishments	1948 sales and receipts (Thousand dollars)	Active proprietors of unincorporated businesses Nov. 1948	Paid employees, workweek ended nearest Nov. 15, 1948	
				Total employees ¹	Full workweek employees
RETAIL TRADE, total	245	10,180	241	397	357
Food group.....	146	2,540	147	35	29
Eating and drinking places.....	17	418	17	63	59
General merchandise grp, general stores	14	1,548	8	119	102
Apparel group.....	10	598	11	23	20
Furniture-home furnishgs-appliance grp	12	891	12	37	36
Automotive group.....	10	2,105	8	56	54
Gasoline service stations.....	19	519	17	24	22
All other retail stores.....	17	1,561	21	40	35
WHOLESALE TRADE, total.....	23	12,519	22	195	x
Merchant wholesalers.....	17	10,140	18	165	x
Other types of wholesale.....	6	2,379	4	30	x
SELECTED SERVICE TRADES, ^{2/} total.....	36	412	40	86	84
Personal services.....	23	294	26	75	74
All other service trades.....	13	118	14	11	10

x Not available.

^{1/} Includes employees paid for less than the full workweek.

^{2/} See General Description on this page for changes from the 1939 Census of Business in the coverage of Service Trades.

GENERAL DESCRIPTION OF PRELIMINARY RELEASES FOR THE 1948 CENSUS OF BUSINESS

This series of releases, of which one is planned for each county in the United States, presents preliminary results of the 1948 Census of Business. The information is based on reports submitted by business establishments for that Census. The figures shown are preliminary, and are subject to revision in the final Census publications, but the changes are expected to be relatively minor with respect to coverage. The final Census figures will be issued in a series of Business Census bulletins which will show additional detailed kind-of-business information for all places where there are a sufficient number of establishments.

The 1948 Census of Business was taken under the provision of the Act of June 19, 1948, which provides that the Business Census be taken for 1948 and for each fifth year thereafter. Previous Business Censuses were taken for the years 1929, 1933, 1935, and 1939.

Scope of the Census.—The 1948 Census of Business covered all establishments in the following trades, as defined by the Standard Industrial Classification Manual, May 1949 issue, of the Executive Office of the President: all retail trades; all wholesale trades; all service trades in the following four groups—personal services, business services, automobile repairs and services, and miscellaneous repair services; hotels; tourist courts and camps; and amusements, including motion picture theaters. Some important services not covered are radio broadcasting and television, medical and health, legal, educational, nonprofit, accounting, and domestic services.

This coverage is similar to that of the 1939 Business Census. However, "custom trades" and "services incidental to transportation," which are no longer included in the standard classification of the service trades, are not covered by the 1948 Census. In a number of localities, these exclusions as well as

other changes in the standard classification may have a considerable effect in comparing 1948 with 1939 data, particularly with respect to establishment count.

Establishment definition.—For Census purposes, a business establishment is defined to include only enterprises conducted from a recognizable place of business, provided that the annual sales were in excess of \$5,000 for a wholesale trade establishment and \$500 for establishments in other trades. A detailed analysis of coverage will be provided in future Census of Business publications.

"Number of establishments" is the number of separate business locations, rather than the number of business companies or organizations, since the Census figures represent information reported separately for each business location or establishment. The establishment count reflects the number of places in business at the end of 1948 excluding administrative and executive offices of multiunit organizations, and "chain store" warehouses.

Sales and receipts.—"1948 sales and receipts" represents sales of merchandise and receipts from repairs and other services to customers. The figures reflect deductions for returned goods and allowances, but not for trade-in allowances; they exclude sales and excise taxes collected from customers and paid directly to any taxing agency.

Proprietors.—"Active proprietors..." represents owners and partners of unincorporated businesses who devoted the major portion of their time to the business in November 1948.

Employment.—"Number of paid employees..." represents all employees on the pay roll for the pay period ending nearest November 15, 1948. "Full workweek" employees, whether regular or seasonal, are those who in the November 15 pay period were paid for working at least the number of hours typically worked in a week by employees of the reporting establishment.

1948 CENSUS OF BUSINESS

RETAIL, WHOLESALE, SERVICE TRADES

U. S. DEPARTMENT OF COMMERCE
BUREAU OF THE CENSUS

PRELIMINARY

For Release May 15, 1950

Release Series BC-1P-16-059

KENTON COUNTY, KY.

Retail, wholesale, and service establishments located in Kenton County, Kentucky, showed a substantial expansion in dollar volume of trade from 1939 to 1948 according to preliminary figures from the 1948 Census of Business released today by the Bureau of the Census, U. S. Department of Commerce.

Retail sales in the county during 1948 aggregated \$75.9 million, an increase of 195 percent over the \$25.7 million in 1939, when the preceding Census of Business was taken. Wholesale sales in the county reached a total of \$24.2 million in 1948 as compared with \$9.6 million in 1939. The service trades included in the Census of Business recorded receipts totaling \$3.7 million in 1948 compared with \$1.5 million in 1939.

Employment in the county also rose over the 9-year period between 1939 and 1948 for the above trades. Establishments in these trades reported a combined total of 5,507 paid employees for the workweek ended nearest November 15, 1948. This compared with a total of 3,655 employees reported for the week of November 15, 1939.

These preliminary figures have been derived from a Census report on Kenton County, Kentucky, which also includes data for the cities of Covington, Elsmere, and Ludlow. Final figures, superseding the preliminary data for Kenton County, will be included in a Bulletin for the State of Kentucky to be issued in several months. Similar data will be made available this year in preliminary and final form for each of the counties and States. A single copy of the preliminary release for Kenton County as well as an order blank for other area releases may be obtained by writing to the Bureau of the Census, Washington 25, D. C.

Table 1.—CENSUS OF BUSINESS PRELIMINARY RESULTS FOR 1948, BY TRADE GROUP
KENTON COUNTY, KY.

Trade group and kind of business	Number of establishments	1948 sales and receipts (Thousand dollars)	Active proprietors of unincorporated businesses Nov. 1948	Paid employees, workweek ended nearest Nov. 15, 1948	
				Total employees ¹	Full workweek employees
RETAIL TRADE, total.....	1,029	75,897	1,008	4,413	3,412
Food group.....	335	24,797	332	906	620
Eating and drinking places.....	305	10,577	325	1,207	975
General merchandise grp, general stores	29	7,395	24	732	532
Apparel group.....	42	3,988	37	291	199
Furniture-home furnishgs-appliance grp	37	3,433	42	158	142
Automotive group.....	32	8,848	13	314	303
Gasoline service stations.....	69	2,622	69	123	88
Lumber-building-hardware group.....	41	5,054	34	230	221
Drug and proprietary stores.....	46	2,919	46	214	133
All other retail stores.....	93	6,264	86	238	199
WHOLESALE TRADE, total.....	59	24,188	53	483	x
Merchant wholesalers.....	48	18,390	49	424	x
Other types of wholesale.....	11	5,798	4	59	x
SELECTED SERVICE TRADES, ^{2/} total.....	271	3,732	278	611	542
Personal services.....	204	2,802	210	520	465
All other service trades.....	67	930	68	91	77
HOTELS.....	6	92	7	22	19

x Not available.

^{1/} Includes employees paid for less than the full workweek.

^{2/} See General Description on last page for changes from the 1939 Census of Business in the coverage of Service Trades.

Table 2.—CENSUS OF BUSINESS PRELIMINARY RESULTS FOR 1948 FOR CITIES OF 2,500 INHABITANTS OR MORE

KENTON COUNTY, KY.

(Data omitted for trade groups where necessary to avoid disclosure)

City and trade group ¹	Number of establishments	1948 sales and receipts (Thousand dollars)	Active proprietors of unincorporated businesses Nov. 1948	Paid employees, workweek ended nearest Nov. 15, 1948	
				Total employees ²	Full workweek employees
Covington:					
Retail trade.....	753	61,353	734	3,508	2,728
Wholesale trade.....	49	20,816	44	448	x
Selected service trades..	230	3,347	232	575	508
Elsmere:					
Retail trade.....	22	1,678	22	106	85
Ludlow:					
Retail trade.....	60	2,347	62	113	68
Wholesale trade.....		Included with "Remainder of county"			
Selected service trades..	16	138	16	12	11
Remainder of county:^{3/}					
Retail trade.....	194	10,519	190	686	531
Wholesale trade.....	10	3,372	9	35	x
Selected service trades..	25	247	30	21	23

x Not available.

1/ See General Description on this page for changes from the 1939 Census of Business in the coverage of Service Trades.

2/ Includes employees paid for less than the full workweek.

3/ Except as indicated above, includes figures for establishments, other than wholesale not located in cities of 2,500 inhabitants or more, and wholesale establishments not located in cities of 5,000 inhabitants or more.

GENERAL DESCRIPTION OF PRELIMINARY RELEASES FOR THE 1948 CENSUS OF BUSINESS

This series of releases, of which one is planned for each county in the United States, presents preliminary results of the 1948 Census of Business. The information is based on reports submitted by business establishments for that Census. The figures shown are preliminary, and are subject to revision in the final Census publications, but the changes are expected to be relatively minor with respect to coverage. The final Census figures will be issued in a series of Business Census bulletins which will show additional detailed kind-of-business information for all places where there are a sufficient number of establishments.

The 1948 Census of Business was taken under the provision of the Act of June 19, 1948, which provides that the Business Census be taken for 1948 and for each fifth year thereafter. Previous Business Censuses were taken for the years 1929, 1933, 1935, and 1939.

Scope of the Census.—The 1948 Census of Business covered all establishments in the following trades, as defined by the Standard Industrial Classification Manual, May 1949 issue, of the Executive Office of the President: all retail trades; all wholesale trades; all service trades in the following four groups—personal services, business services, automobile repairs and services, and miscellaneous repair services; hotels; tourist courts and camps; and amusements, including motion picture theaters. Some important services not covered are radio broadcasting and television, medical and health, legal, educational, nonprofit, accounting, and domestic services.

This coverage is similar to that of the 1939 Business Census. However, "custom trades" and "services incidental to transportation," which are no longer included in the standard classification of the service trades, are not covered by the 1948 Census. In a number of localities, these exclusions as well as

other changes in the standard classification may have a considerable effect in comparing 1948 with 1939 data, particularly with respect to establishment count.

Establishment definition.—For Census purposes, a business establishment is defined to include only enterprises conducted from a recognizable place of business, provided that the annual sales were in excess of \$5,000 for a wholesale trade establishment and \$500 for establishments in other trades. A detailed analysis of coverage will be provided in future Census of Business publications.

"Number of establishments" is the number of separate business locations, rather than the number of business companies or organizations, since the Census figures represent information reported separately for each business location or establishment. The establishment count reflects the number of places in business at the end of 1948 excluding administrative and executive offices of multiunit organizations, and "chain store" warehouses.

Sales and receipts.—"1948 sales and receipts" represents sales of merchandise and receipts from repairs and other services to customers. The figures reflect deductions for returned goods and allowances, but not for trade-in allowances; they exclude sales and excise taxes collected from customers and paid directly to any taxing agency.

Proprietors.—"Active proprietors..." represents owners and partners of unincorporated businesses who devoted the major portion of their time to the business in November 1948.

Employment.—"Number of paid employees..." represents all employees on the pay roll for the pay period ending nearest November 15, 1948. "Full workweek" employees, whether regular or seasonal, are those who in the November 15 pay period were paid for working at least the number of hours typically worked in a week by employees of the reporting establishment.

1948 CENSUS OF BUSINESS

RETAIL, WHOLESALE, SERVICE TRADES

U. S. DEPARTMENT OF COMMERCE
BUREAU OF THE CENSUS

PRELIMINARY

For Release April 17, 1950

Release Series BC-1P-16-060

KNOTT COUNTY, KY.

Retail establishments located in Knott County, Kentucky, showed a substantial expansion in dollar volume of trade from 1939 to 1948 according to preliminary figures from the 1948 Census of Business released today by the Bureau of the Census, U. S. Department of Commerce.

Retail sales in the county during 1948 aggregated \$2.6 million, an increase of 271 percent over the \$0.7 million in 1939, when the preceding Census of Business was taken.

Employment in the county also rose over the 9-year period between 1939 and 1948 for the above trade. Retail establishments reported a total of 71 paid employees for the workweek ended nearest November 15, 1948. This compared with a total of 24 employees reported for the week of November 15, 1939.

These preliminary figures have been derived from a Census report on Knott County, Kentucky. Final figures, superseding the preliminary data for Knott County, will be included in a Bulletin for the State of Kentucky to be issued in several months. Similar data will be made available this year in preliminary and final form for each of the counties and States. A single copy of the preliminary release for Knott County as well as an order blank for other area releases may be obtained by writing to the Bureau of the Census, Washington 25, D. C.

Table 1.—CENSUS OF BUSINESS PRELIMINARY RESULTS FOR 1948, BY TRADE GROUP
KNOTT COUNTY, KY.

Trade group and kind of business	Number of establishments	1948 sales and receipts (Thousand dollars)	Active proprietors of unincorporated businesses Nov. 1948	Paid employees, workweek ended nearest Nov. 15, 1948	
				Total employees ¹	Full workweek employees
RETAIL TRADE, total.....	196	2,564	186	71	60
Food group.....	130	841	125	9	7
Eating and drinking places.....	6	101	6	2	2
General merchandise grp, general stores.....	44	1,198	39	33	31
Gasoline service stations.....	6	115	5	11	8
All other retail stores.....	10	309	11	16	12

¹/ Includes employees paid for less than the full workweek.

GENERAL DESCRIPTION OF PRELIMINARY RELEASES FOR THE 1948 CENSUS OF BUSINESS

This series of releases, of which one is planned for each county in the United States, presents preliminary results of the 1948 Census of Business. The information is based on reports submitted by business establishments for that Census. The figures shown are preliminary, and are subject to revision in the final Census publications, but the changes are expected to be relatively minor with respect to coverage. The final Census figures will be issued in a series of Business Census bulletins which will show additional detailed kind-of-business information for all places where there are a sufficient number of establishments.

The 1948 Census of Business was taken under the provision of the Act of June 19, 1948, which provides that the Business Census be taken for 1948 and for each fifth year thereafter. Previous Business Censuses were taken for the years 1929, 1933, 1935, and 1939.

Scope of the Census.—The 1948 Census of Business covered all establishments in the following trades, as defined by the Standard Industrial Classification Manual, May 1949 issue, of the Executive Office of the President: all retail trades; all wholesale trades; all service trades in the following four groups—personal services, business services, automobile repairs and services, and miscellaneous repair services; hotels; tourist courts and camps; and amusements, including motion picture theaters. Some important services not covered are radio broadcasting and television, medical and health, legal, educational, nonprofit, accounting, and domestic services.

This coverage is similar to that of the 1939 Business Census. However, "custom trades" and "services incidental to transportation," which are no longer included in the standard classification of the service trades, are not covered by the 1948 Census. In a number of localities, these exclusions as well as other changes in the standard classification may have a considerable effect in comparing

1948 with 1939 data, particularly with respect to establishment count.

Establishment definition.—For Census purposes, a business establishment is defined to include only enterprises conducted from a recognizable place of business, provided that the annual sales were in excess of \$5,000 for a wholesale trade establishment and \$500 for establishments in other trades. A detailed analysis of coverage will be provided in future Census of Business publications.

"Number of establishments" is the number of separate business locations, rather than the number of business companies or organizations, since the Census figures represent information reported separately for each business location or establishment. The establishment count reflects the number of places in business at the end of 1948 excluding administrative and executive offices of multiunit organizations, and "chain store" warehouses.

Sales and receipts.—"1948 sales and receipts" represents sales of merchandise and receipts from repairs and other services to customers. The figures reflect deductions for returned goods and allowances, but not for trade-in allowances; they exclude sales and excise taxes collected from customers and paid directly to any taxing agency.

Proprietors.—"Active proprietors..." represents owners and partners of unincorporated businesses who devoted the major portion of their time to the business in November 1948.

Employment.—"Number of paid employees..." represents all employees on the pay roll for the pay period ending nearest November 15, 1948. "Full workweek" employees, whether regular or seasonal, are those who in the November 15 pay period were paid for working at least the number of hours typically worked in a week by employees of the reporting establishment.

1948 CENSUS OF BUSINESS

U. S. DEPARTMENT OF COMMERCE
BUREAU OF THE CENSUS

RETAIL, WHOLESALE, SERVICE TRADES

PRELIMINARY

For Release April 17, 1950

Release Series BC-1P-16-061

KNOX COUNTY, KY.

Retail, wholesale, and service establishments located in Knox County, Kentucky, showed a substantial expansion in dollar volume of trade from 1939 to 1948 according to preliminary figures from the 1948 Census of Business released today by the Bureau of the Census, U. S. Department of Commerce.

Retail sales in the county during 1948 aggregated \$6.2 million, an increase of 195 percent over the \$2.1 million in 1939, when the preceding Census of Business was taken. Wholesale sales in the county reached a total of \$1.4 million in 1948 as compared with \$0.7 million in 1939. The service trades included in the Census of Business recorded receipts totaling \$289,000 in 1948 compared with \$73,000 in 1939.

Employment in the county also rose over the 9-year period between 1939 and 1948 for the above trades. Establishments in these trades reported a combined total of 355 paid employees for the workweek ended nearest November 15, 1948. This compared with a total of 204 employees reported for the week of November 15, 1939.

These preliminary figures have been derived from a Census report on Knox County, Kentucky, which also includes data for the city of Corbin. Final figures, superseding the preliminary data for Knox County, will be included in a Bulletin for the State of Kentucky to be issued in several months. Similar data will be made available this year in preliminary and final form for each of the counties and States. A single copy of the preliminary release for Knox County as well as an order blank for other area releases may be obtained by writing to the Bureau of the Census, Washington 25, D. C.

Table 1.—CENSUS OF BUSINESS PRELIMINARY RESULTS FOR 1948, BY TRADE GROUP

KNOX COUNTY, KY.

Trade group and kind of business	Number of establishments	1948 sales and receipts (Thousand dollars)	Active proprietors of unincorporated businesses Nov. 1948	Paid employees, workweek ended nearest Nov. 15, 1948	
				Total employees ¹	Full workweek employees
RETAIL TRADE, total.....	259	6,248	253	250	188
Food group.....	170	1,994	168	44	28
Eating and drinking places.....	21	190	23	18	14
General merchandise grp, general stores	12	1,033	9	48	35
Apparel group.....	6	229	7	7	6
Furniture-home furnishgs-appliance grp	8	354	7	10	10
Automotive group.....	7	1,134	7	53	36
Gasoline service stations.....	19	429	18	21	16
Lumber-building-hardware group.....	7	634	5	41	36
All other retail stores.....	9	251	9	8	7
WHOLESALE TRADE.....	6	1,417	6	42	x
SELECTED SERVICE TRADES, ² total.....	31	289	34	63	35
Personal services.....	16	175	21	42	22
All other service trades.....	15	114	13	21	13

x Not available.

¹/ Includes employees paid for less than the full workweek.

²/ See General Description on last page for changes from the 1939 Census of Business in the coverage of Service Trades.

Table 2.—CENSUS OF BUSINESS PRELIMINARY RESULTS FOR 1948 FOR CITIES OF 2,500 INHABITANTS OR MORE

KNOX COUNTY, KY.

(Data omitted for trade groups where necessary to avoid disclosure)

City and trade group	Number of establishments	1948 sales and receipts (Thousand dollars)	Active proprietors of unincorporated businesses Nov. 1948	Paid employees, workweek ended nearest Nov. 15, 1948	
				Total employees ¹	Full workweek employees
Corbin (part):					
Retail trade.....	10	210	11	6	2
Remainder of county:					
Retail trade.....	249	6,038	242	244	186

¹/ Includes employees paid for less than the full workweek.

GENERAL DESCRIPTION OF PRELIMINARY RELEASES FOR THE 1948 CENSUS OF BUSINESS

This series of releases, of which one is planned for each county in the United States, presents preliminary results of the 1948 Census of Business. The information is based on reports submitted by business establishments for that Census. The figures shown are preliminary, and are subject to revision in the final Census publications, but the changes are expected to be relatively minor with respect to coverage. The final Census figures will be issued in a series of Business Census bulletins which will show additional detailed kind-of-business information for all places where there are a sufficient number of establishments.

The 1948 Census of Business was taken under the provision of the Act of June 19, 1948, which provides that the Business Census be taken for 1948 and for each fifth year thereafter. Previous Business Censuses were taken for the years 1929, 1933, 1935, and 1939.

Scope of the Census.—The 1948 Census of Business covered all establishments in the following trades, as defined by the Standard Industrial Classification Manual, May 1949 issue, of the Executive Office of the President: all retail trades; all wholesale trades; all service trades in the following four groups—personal services, business services, automobile repairs and services, and miscellaneous repair services; hotels; tourist courts and camps; and amusements, including motion picture theaters. Some important services not covered are radio broadcasting and television, medical and health, legal, educational, nonprofit, accounting, and domestic services.

This coverage is similar to that of the 1939 Business Census. However, "custom trades" and "services incidental to transportation," which are no longer included in the standard classification of the service trades, are not covered by the 1948 Census. In a number of localities, these exclusions as well as other changes in the standard classification may have

a considerable effect in comparing 1948 with 1939 data, particularly with respect to establishment count.

Establishment definition.—For Census purposes, a business establishment is defined to include only enterprises conducted from a recognizable place of business, provided that the annual sales were in excess of \$5,000 for a wholesale trade establishment and \$500 for establishments in other trades. A detailed analysis of coverage will be provided in future Census of Business publications.

"Number of establishments" is the number of separate business locations, rather than the number of business companies or organizations, since the Census figures represent information reported separately for each business location or establishment. The establishment count reflects the number of places in business at the end of 1948 excluding administrative and executive offices of multiunit organizations, and "chain store" warehouses.

Sales and receipts.—"1948 sales and receipts" represents sales of merchandise and receipts from repairs and other services to customers. The figures reflect deductions for returned goods and allowances, but not for trade-in allowances; they exclude sales and excise taxes collected from customers and paid directly to any taxing agency.

Proprietors.—"Active proprietors..." represents owners and partners of unincorporated businesses who devoted the major portion of their time to the business in November 1948.

Employment.—"Number of paid employees..." represents all employees on the pay roll for the pay period ending nearest November 15, 1948. "Full workweek" employees, whether regular or seasonal, are those who in the November 15 pay period were paid for working at least the number of hours typically worked in a week by employees of the reporting establishment.

1948 CENSUS OF BUSINESS

RETAIL, WHOLESALE, SERVICE TRADES

U. S. DEPARTMENT OF COMMERCE
BUREAU OF THE CENSUS

PRELIMINARY

For Release April 13, 1950

Release Series BC-1P-16-062

LARUE COUNTY, KY.

Retail and service establishments located in Larue County, Kentucky, showed a substantial expansion in dollar volume of trade from 1939 to 1948 according to preliminary figures from the 1948 Census of Business released today by the Bureau of the Census, U. S. Department of Commerce.

Retail sales in the county during 1948 aggregated \$4.5 million, an increase of 275 percent over the \$1.2 million in 1939, when the preceding Census of Business was taken. The service trades included in the Census of Business recorded receipts totaling \$243,000 in 1948 compared with \$62,000 in 1939.

Employment in the county also rose over the 9-year period between 1939 and 1948 for the above trades. Establishments in these trades reported a combined total of 213 paid employees for the workweek ended nearest November 15, 1948. This compared with a total of 93 employees reported for the week of November 15, 1939.

These preliminary figures have been derived from a Census report on Larue County, Kentucky. Final figures, superseding the preliminary data for Larue County, will be included in a Bulletin for the State of Kentucky to be issued in several months. Similar data will be made available this year in preliminary and final form for each of the counties and States. A single copy of the preliminary release for Larue County as well as an order blank for other area releases may be obtained by writing to the Bureau of the Census, Washington 25, D. C.

Table 1.—CENSUS OF BUSINESS PRELIMINARY RESULTS FOR 1948, BY TRADE GROUP

LARUE COUNTY, KY.

Trade group and kind of business	Number of establishments	1948 sales and receipts (Thousand dollars)	Active proprietors of unincorporated businesses Nov. 1948	Paid employees, workweek ended nearest Nov. 15, 1948	
				Total employees ¹	Full workweek employees
RETAIL TRADE, total.....	107	4,546	115	178	131
Food group.....	20	624	19	23	18
Eating and drinking places.....	17	153	18	22	10
Gasoline service stations.....	19	388	20	15	10
All other retail stores.....	51	3,381	58	118	93
SELECTED SERVICE TRADES, ² /total.....	31	243	35	35	30
Personal services.....	18	168	21	30	25
All other service trades.....	13	75	14	5	5

¹/ Includes employees paid for less than the full workweek.

²/ See General Description on last page for changes from the 1939 Census of Business in the coverage of Service Trades.

GENERAL DESCRIPTION OF PRELIMINARY RELEASES FOR THE
1948 CENSUS OF BUSINESS

This series of releases, of which one is planned for each county in the United States, presents preliminary results of the 1948 Census of Business. The information is based on reports submitted by business establishments for that Census. The figures shown are preliminary, and are subject to revision in the final Census publications, but the changes are expected to be relatively minor with respect to coverage. The final Census figures will be issued in a series of Business Census bulletins which will show additional detailed kind-of-business information for all places where there are a sufficient number of establishments.

The 1948 Census of Business was taken under the provision of the Act of June 19, 1948, which provides that the Business Census be taken for 1948 and for each fifth year thereafter. Previous Business Censuses were taken for the years 1929, 1933, 1935, and 1939.

Scope of the Census.—The 1948 Census of Business covered all establishments in the following trades, as defined by the Standard Industrial Classification Manual, May 1949 issue, of the Executive Office of the President: all retail trades; all wholesale trades; all service trades in the following four groups—personal services, business services, automobile repairs and services, and miscellaneous repair services; hotels; tourist courts and camps; and amusements, including motion picture theaters. Some important services not covered are radio broadcasting and television, medical and health, legal, educational, nonprofit, accounting, and domestic services.

This coverage is similar to that of the 1939 Business Census. However, "custom trades" and "services incidental to transportation," which are no longer included in the standard classification of the service trades, are not covered by the 1948 Census. In a number of localities, these exclusions as well as other changes in the standard classification may have a considerable effect in comparing

1948 with 1939 data, particularly with respect to establishment count.

Establishment definition.—For Census purposes, a business establishment is defined to include only enterprises conducted from a recognizable place of business, provided that the annual sales were in excess of \$5,000 for a wholesale trade establishment and \$500 for establishments in other trades. A detailed analysis of coverage will be provided in future Census of Business publications.

"Number of establishments" is the number of separate business locations, rather than the number of business companies or organizations, since the Census figures represent information reported separately for each business location or establishment. The establishment count reflects the number of places in business at the end of 1948 excluding administrative and executive offices of multiunit organizations, and "chain store" warehouses.

Sales and receipts.—"1948 sales and receipts" represents sales of merchandise and receipts from repairs and other services to customers. The figures reflect deductions for returned goods and allowances, but not for trade-in allowances; they exclude sales and excise taxes collected from customers and paid directly to any taxing agency.

Proprietors.—"Active proprietors..." represents owners and partners of unincorporated businesses who devoted the major portion of their time to the business in November 1948.

Employment.—"Number of paid employees..." represents all employees on the pay roll for the pay period ending nearest November 15, 1948. "Full workweek" employees, whether regular or seasonal, are those who in the November 15 pay period were paid for working at least the number of hours typically worked in a week by employees of the reporting establishment.

1948 CENSUS OF BUSINESS

RETAIL, WHOLESALE, SERVICE TRADES

U. S. DEPARTMENT OF COMMERCE
BUREAU OF THE CENSUS

PRELIMINARY

For Release April 13, 1950

Release Series BC-1P-16-063

LAUREL COUNTY, KY.

Retail, wholesale, and service establishments located in Laurel County, Kentucky, showed a substantial expansion in dollar volume of trade from 1939 to 1948 according to preliminary figures from the 1948 Census of Business released today by the Bureau of the Census, U. S. Department of Commerce.

Retail sales in the county during 1948 aggregated \$8.6 million, an increase of 291 percent over the \$2.2 million in 1939, when the preceding Census of Business was taken. Wholesale sales in the county reached a total of \$14.2 million in 1948 as compared with \$2.6 million in 1939. The service trades included in the Census of Business recorded receipts totaling \$443,000 in 1948 compared with \$100,000 in 1939.

Employment in the county also rose over the 9-year period between 1939 and 1948 for the above trades. Establishments in these trades reported a combined total of 646 paid employees for the workweek ended nearest November 15, 1948. This compared with a total of 249 employees reported for the week of November 15, 1939.

These preliminary figures have been derived from a Census report on Laurel County, Kentucky. Final figures, superseding the preliminary data for Laurel County, will be included in a Bulletin for the State of Kentucky to be issued in several months. Similar data will be made available this year in preliminary and final form for each of the counties and States. A single copy of the preliminary release for Laurel County as well as an order blank for other area releases may be obtained by writing to the Bureau of the Census, Washington 25, D. C.

Table 1.—CENSUS OF BUSINESS PRELIMINARY RESULTS FOR 1948, BY TRADE GROUP
LAUREL COUNTY, KY.

Trade group and kind of business	Number of establishments	1948 sales and receipts (Thousand dollars)	Active proprietors of unincorporated businesses Nov. 1948	Paid employees, workweek ended nearest Nov. 15, 1948	
				Total employees ¹	Full workweek employees
RETAIL TRADE, total.....	274	8,649	275	384	314
Food group.....	145	2,674	142	59	46
Eating and drinking places.....	22	483	21	92	73
General merchandise grp, general stores	32	1,399	29	61	48
Apparel group.....	6	370	8	21	14
Furniture-home furnishgs-appliance grp	11	427	11	12	11
Automotive group.....	8	927	8	45	44
Gasoline service stations.....	17	832	19	37	30
Lumber-building-hardware group.....	19	1,006	26	33	26
All other retail stores.....	14	531	11	24	22
WHOLESALE TRADE.....	17	14,196	22	182	x
SELECTED SERVICE TRADES, ^{2/} total.....	49	443	53	80	74
Personal services.....	25	269	26	64	59
All other service trades.....	24	174	27	16	15
TOURIST COURTS AND CAMPS.....	5	90	7	6	6

x Not available.

^{1/} Includes employees paid for less than the full workweek.

^{2/} See General Description on this page for changes from the 1939 Census of Business in the coverage of Service Trades.

GENERAL DESCRIPTION OF PRELIMINARY RELEASES FOR THE 1948 CENSUS OF BUSINESS

This series of releases, of which one is planned for each county in the United States, presents preliminary results of the 1948 Census of Business. The information is based on reports submitted by business establishments for that Census. The figures shown are preliminary, and are subject to revision in the final Census publications, but the changes are expected to be relatively minor with respect to coverage. The final Census figures will be issued in a series of Business Census bulletins which will show additional detailed kind-of-business information for all places where there are a sufficient number of establishments.

The 1948 Census of Business was taken under the provision of the Act of June 19, 1948, which provides that the Business Census be taken for 1948 and for each fifth year thereafter. Previous Business Censuses were taken for the years 1929, 1933, 1935, and 1939.

Scope of the Census.—The 1948 Census of Business covered all establishments in the following trades, as defined by the Standard Industrial Classification Manual, May 1949 issue, of the Executive Office of the President: all retail trades; all wholesale trades; all service trades in the following four groups—personal services, business services, automobile repairs and services, and miscellaneous repair services; hotels; tourist courts and camps; and amusements, including motion picture theaters. Some important services not covered are radio broadcasting and television, medical and health, legal, educational, nonprofit, accounting, and domestic services.

This coverage is similar to that of the 1939 Business Census. However, "custom trades" and "services incidental to transportation," which are no longer included in the standard classification of the service trades, are not covered by the 1948 Census. In a number of localities, these exclusions as well as

other changes in the standard classification may have a considerable effect in comparing 1948 with 1939 data, particularly with respect to establishment count.

Establishment definition.—For Census purposes, a business establishment is defined to include only enterprises conducted from a recognizable place of business, provided that the annual sales were in excess of \$5,000 for a wholesale trade establishment and \$500 for establishments in other trades. A detailed analysis of coverage will be provided in future Censuses of Business publications.

"Number of establishments" is the number of separate business locations, rather than the number of business companies or organizations, since the Census figures represent information reported separately for each business location or establishment. The establishment count reflects the number of places in business at the end of 1948 excluding administrative and executive offices of multiunit organizations, and "chain store" warehouses.

Sales and receipts.—"1948 sales and receipts" represents sales of merchandise and receipts from repairs and other services to customers. The figures reflect deductions for returned goods and allowances, but not for trade-in allowances; they exclude sales and excise taxes collected from customers and paid directly to any taxing agency.

Proprietors.—"Active proprietors..." represents owners and partners of unincorporated businesses who devoted the major portion of their time to the business in November 1948.

Employment.—"Number of paid employees..." represents all employees on the pay roll for the pay period ending nearest November 15, 1948. "Full workweek" employees, whether regular or seasonal, are those who in the November 15 pay period were paid for working at least the number of hours typically worked in a week by employees of the reporting establishment.

1948 CENSUS OF BUSINESS

U. S. DEPARTMENT OF COMMERCE
BUREAU OF THE CENSUS

RETAIL, WHOLESALE, SERVICE TRADES

PRELIMINARY

For Release May 4, 1950

Release Series BC-1P-16-064

LAWRENCE COUNTY, KY.

Retail, wholesale, and service establishments located in Lawrence County, Kentucky, showed a substantial expansion in dollar volume of trade from 1939 to 1948 according to preliminary figures from the 1948 Census of Business released today by the Bureau of the Census, U. S. Department of Commerce.

Retail sales in the county during 1948 aggregated \$3.7 million, an increase of 236 percent over the \$1.1 million in 1939, when the preceding Census of Business was taken. Wholesale sales in the county reached a total of \$1.6 million in 1948 as compared with \$0.8 million in 1939. The service trades included in the Census of Business recorded receipts totaling \$119,000 in 1948 compared with \$75,000 in 1939.

Employment in the county also rose over the 9-year period between 1939 and 1948 for the above trades. Establishments in these trades reported a combined total of 180 paid employees for the workweek ended nearest November 15, 1948. This compared with a total of 99 employees reported for the week of November 15, 1939.

These preliminary figures have been derived from a Census report on Lawrence County, Kentucky. Final figures, superseding the preliminary data for Lawrence County, will be included in a Bulletin for the State of Kentucky to be issued in several months. Similar data will be made available this year in preliminary and final form for each of the counties and States. A single copy of the preliminary release for Lawrence County as well as an order blank for other area releases may be obtained by writing to the Bureau of the Census, Washington 25, D. C.

Table 1.—CENSUS OF BUSINESS PRELIMINARY RESULTS FOR 1948, BY TRADE GROUP
LAWRENCE COUNTY, KY.

Trade group and kind of business	Number of establishments	1948 sales and receipts (Thousand dollars)	Active proprietors of unincorporated businesses Nov. 1948	Paid employees, workweek ended nearest Nov. 15, 1948	
				Total employees ¹	Full workweek employees
RETAIL TRADE, total.....	117	3,664	108	142	122
Food group.....	63	1,133	56	24	18
Eating and drinking places.....	10	112	10	30	28
Gasoline service stations.....	6	182	7	11	10
All other retail stores.....	38	2,237	35	77	66
WHOLESALE TRADE.....	6	1,627	5	21	x
SELECTED SERVICE TRADES ^{2/}	14	119	15	17	16

x Not available.

^{1/} Includes employees paid for less than the full workweek.

^{2/} See General Description on last page for changes from the 1939 Census of Business in the coverage of Service Trades.

GENERAL DESCRIPTION OF PRELIMINARY RELEASES FOR THE 1948 CENSUS OF BUSINESS

This series of releases, of which one is planned for each county in the United States, presents preliminary results of the 1948 Census of Business. The information is based on reports submitted by business establishments for that Census. The figures shown are preliminary, and are subject to revision in the final Census publications, but the changes are expected to be relatively minor with respect to coverage. The final Census figures will be issued in a series of Business Census bulletins which will show additional detailed kind-of-business information for all places where there are a sufficient number of establishments.

The 1948 Census of Business was taken under the provision of the Act of June 19, 1948, which provides that the Business Census be taken for 1948 and for each fifth year thereafter. Previous Business Censuses were taken for the years 1929, 1933, 1935, and 1939.

Scope of the Census.—The 1948 Census of Business covered all establishments in the following trades, as defined by the Standard Industrial Classification Manual, May 1949 issue, of the Executive Office of the President: all retail trades; all wholesale trades; all service trades in the following four groups—personal services, business services, automobile repairs and services, and miscellaneous repair services; hotels; tourist courts and camps; and amusements, including motion picture theaters. Some important services not covered are radio broadcasting and television, medical and health, legal, educational, nonprofit, accounting, and domestic services.

This coverage is similar to that of the 1939 Business Census. However, "custom trades" and "services incidental to transportation," which are no longer included in the standard classification of the service trades, are not covered by the 1948 Census. In a number of localities, these exclusions as well as other changes in the standard classification may have a considerable effect in comparing

1948 with 1939 data, particularly with respect to establishment count.

Establishment definition.—For Census purposes, a business establishment is defined to include only enterprises conducted from a recognizable place of business, provided that the annual sales were in excess of \$5,000 for a wholesale trade establishment and \$500 for establishments in other trades. A detailed analysis of coverage will be provided in future Census of Business publications.

"Number of establishments" is the number of separate business locations, rather than the number of business companies or organizations, since the Census figures represent information reported separately for each business location or establishment. The establishment count reflects the number of places in business at the end of 1948 excluding administrative and executive offices of multiunit organizations, and "chain store" warehouses.

Sales and receipts.—"1948 sales and receipts" represents sales of merchandise and receipts from repairs and other services to customers. The figures reflect deductions for returned goods and allowances, but not for trade-in allowances; they exclude sales and excise taxes collected from customers and paid directly to any taxing agency.

Proprietors.—"Active proprietors..." represents owners and partners of unincorporated businesses who devoted the major portion of their time to the business in November 1948.

Employment.—"Number of paid employees..." represents all employees on the pay roll for the pay period ending nearest November 15, 1948. "Full workweek" employees, whether regular or seasonal, are those who in the November 15 pay period were paid for working at least the number of hours typically worked in a week by employees of the reporting establishment.

1948 CENSUS OF BUSINESS

RETAIL, WHOLESALE, SERVICE TRADES

U. S. DEPARTMENT OF COMMERCE
BUREAU OF THE CENSUS

PRELIMINARY

For Release May 3, 1950

Release Series BC-1P-16-065

LEE COUNTY, KY.

Retail and wholesale establishments located in Lee County, Kentucky, showed a substantial expansion in dollar volume of trade from 1939 to 1948 according to preliminary figures from the 1948 Census of Business released today by the Bureau of the Census, U. S. Department of Commerce.

Retail sales in the county during 1948 aggregated \$1.5 million, an increase of 114 percent over the \$0.7 million in 1939, when the preceding Census of Business was taken. Wholesale sales in the county reached a total of \$1.0 million in 1948 as compared with \$0.2 million in 1939.

Employment in the county also rose over the 9-year period between 1939 and 1948 for the above trades. Establishments in these trades reported a combined total of 71 paid employees for the workweek ended nearest November 15, 1948. This compared with a total of 56 employees reported for the week of November 15, 1939.

These preliminary figures have been derived from a Census report on Lee County, Kentucky. Final figures, superseding the preliminary data for Lee County, will be included in a Bulletin for the State of Kentucky to be issued in several months. Similar data will be made available this year in preliminary and final form for each of the counties and States. A single copy of the preliminary release for Lee County as well as an order blank for other area releases may be obtained by writing to the Bureau of the Census, Washington 25, D. C.

Table 1.—CENSUS OF BUSINESS PRELIMINARY RESULTS FOR 1948, BY TRADE GROUP
LEE COUNTY, KY.

Trade group and kind of business	Number of establishments	1948 sales and receipts (Thousand dollars)	Active proprietors of unincorporated businesses Nov. 1948	Paid employees, workweek ended nearest Nov. 15, 1948	
				Total employees ¹	Full workweek employees
RETAIL TRADE, total.....	107	1,480	109	39	34
Food group.....	68	457	68	3	2
Eating and drinking places.....	6	64	6	10	10
Gasoline service stations.....	5	42	4	3	1
All other retail stores.....	28	917	31	23	21
WHOLESALE TRADE.....	5	989	5	32	x

x Not available.

1/ Includes employees paid for less than the full workweek.

GENERAL DESCRIPTION OF PRELIMINARY RELEASES FOR THE 1948 CENSUS OF BUSINESS

This series of releases, of which one is planned for each county in the United States, presents preliminary results of the 1948 Census of Business. The information is based on reports submitted by business establishments for that Census. The figures shown are preliminary, and are subject to revision in the final Census publications, but the changes are expected to be relatively minor with respect to coverage. The final Census figures will be issued in a series of Business Census bulletins which will show additional detailed kind-of-business information for all places where there are a sufficient number of establishments.

The 1948 Census of Business was taken under the provision of the Act of June 19, 1948, which provides that the Business Census be taken for 1948 and for each fifth year thereafter. Previous Business Censuses were taken for the years 1929, 1933, 1935, and 1939.

Scope of the Census.—The 1948 Census of Business covered all establishments in the following trades, as defined by the Standard Industrial Classification Manual, May 1949 issue, of the Executive Office of the President: all retail trades; all wholesale trades; all service trades in the following four groups—personal services, business services, automobile repairs and services, and miscellaneous repair services; hotels; tourist courts and camps; and amusements, including motion picture theaters. Some important services not covered are radio broadcasting and television, medical and health, legal, educational, nonprofit, accounting, and domestic services.

This coverage is similar to that of the 1939 Business Census. However, "custom trades" and "services incidental to transportation," which are no longer included in the standard classification of the service trades, are not covered by the 1948 Census. In a number of localities, these exclusions as well as other changes in the standard classification may have a considerable effect in comparing

1948 with 1939 data, particularly with respect to establishment count.

Establishment definition.—For Census purposes, a business establishment is defined to include only enterprises conducted from a recognizable place of business, provided that the annual sales were in excess of \$5,000 for a wholesale trade establishment and \$500 for establishments in other trades. A detailed analysis of coverage will be provided in future Census of Business publications.

"Number of establishments" is the number of separate business locations, rather than the number of business companies or organizations, since the Census figures represent information reported separately for each business location or establishment. The establishment count reflects the number of places in business at the end of 1948 excluding administrative and executive offices of multiunit organizations, and "chain store" warehouses.

Sales and receipts.—"1948 sales and receipts" represents sales of merchandise and receipts from repairs and other services to customers. The figures reflect deductions for returned goods and allowances, but not for trade-in allowances; they exclude sales and excise taxes collected from customers and paid directly to any taxing agency.

Proprietors.—"Active proprietors..." represents owners and partners of unincorporated businesses who devoted the major portion of their time to the business in November 1948.

Employment.—"Number of paid employees..." represents all employees on the pay roll for the pay period ending nearest November 15, 1948. "Full workweek" employees, whether regular or seasonal, are those who in the November 15 pay period were paid for working at least the number of hours typically worked in a week by employees of the reporting establishment.

1948 CENSUS OF BUSINESS

RETAIL, WHOLESALE, SERVICE TRADES

U. S. DEPARTMENT OF COMMERCE
BUREAU OF THE CENSUS

PRELIMINARY

For Release April 17, 1950

Release Series BC-1P-16-066

LESLIE COUNTY, KY.

Retail establishments located in Leslie County, Kentucky, showed a substantial expansion in dollar volume of trade from 1939 to 1948 according to preliminary figures from the 1948 Census of Business released today by the Bureau of the Census, U. S. Department of Commerce.

Retail sales in the county during 1948 aggregated \$2.3 million, an increase of 360 percent over the \$0.5 million in 1939, when the preceding Census of Business was taken.

Employment in the county also rose over the 9-year period between 1939 and 1948 for the above trade. Retail establishments reported a total of 51 paid employees for the workweek ended nearest November 15, 1948. This compared with a total of 19 employees reported for the week of November 15, 1939.

These preliminary figures have been derived from a Census report on Leslie County, Kentucky. Final figures, superseding the preliminary data for Leslie County, will be included in a Bulletin for the State of Kentucky to be issued in several months. Similar data will be made available this year in preliminary and final form for each of the counties and States. A single copy of the preliminary release for Leslie County as well as an order blank for other area releases may be obtained by writing to the Bureau of the Census, Washington 25, D. C.

Table 1.—CENSUS OF BUSINESS PRELIMINARY RESULTS FOR 1948, BY TRADE GROUP

LESLIE COUNTY, KY.

Trade group and kind of business	Number of establishments	1948 sales and receipts (Thousand dollars)	Active proprietors of unincorporated businesses Nov. 1948	Paid employees, workweek ended nearest Nov. 15, 1948	
				Total employees ¹	Full workweek employees
RETAIL TRADE, total.....	164	2,276	158	51	38
Food group.....	142	1,232	137	25	17
General merchandise grp, general stores	5	162	4	7	7
All other retail stores.....	17	882	17	19	14

¹/ Includes employees paid for less than the full workweek.

GENERAL DESCRIPTION OF PRELIMINARY RELEASES FOR THE 1948 CENSUS OF BUSINESS

This series of releases, of which one is planned for each county in the United States, presents preliminary results of the 1948 Census of Business. The information is based on reports submitted by business establishments for that Census. The figures shown are preliminary, and are subject to revision in the final Census publications, but the changes are expected to be relatively minor with respect to coverage. The final Census figures will be issued in a series of Business Census bulletins which will show additional detailed kind-of-business information for all places where there are a sufficient number of establishments.

The 1948 Census of Business was taken under the provision of the Act of June 19, 1948, which provides that the Business Census be taken for 1948 and for each fifth year thereafter. Previous Business Censuses were taken for the years 1929, 1933, 1935, and 1939.

Scope of the Census.—The 1948 Census of Business covered all establishments in the following trades, as defined by the Standard Industrial Classification Manual, May 1949 issue, of the Executive Office of the President: all retail trades; all wholesale trades; all service trades in the following four groups—personal services, business services, automobile repairs and services, and miscellaneous repair services; hotels; tourist courts and camps; and amusements, including motion picture theaters. Some important services not covered are radio broadcasting and television, medical and health, legal, educational, nonprofit, accounting, and domestic services.

This coverage is similar to that of the 1939 Business Census. However, "custom trades" and "services incidental to transportation," which are no longer included in the standard classification of the service trades, are not covered by the 1948 Census. In a number of localities, these exclusions as well as other changes in the standard classification may have a considerable effect in comparing

1948 with 1939 data, particularly with respect to establishment count.

Establishment definition.—For Census purposes, a business establishment is defined to include only enterprises conducted from a recognizable place of business, provided that the annual sales were in excess of \$5,000 for a wholesale trade establishment and \$500 for establishments in other trades. A detailed analysis of coverage will be provided in future Census of Business publications.

"Number of establishments" is the number of separate business locations, rather than the number of business companies or organizations, since the Census figures represent information reported separately for each business location or establishment. The establishment count reflects the number of places in business at the end of 1948 excluding administrative and executive offices of multiunit organizations, and "chain store" warehouses.

Sales and receipts.—"1948 sales and receipts" represents sales of merchandise and receipts from repairs and other services to customers. The figures reflect deductions for returned goods and allowances, but not for trade-in allowances; they exclude sales and excise taxes collected from customers and paid directly to any taxing agency.

Proprietors.—"Active proprietors..." represents owners and partners of unincorporated businesses who devoted the major portion of their time to the business in November 1948.

Employment.—"Number of paid employees..." represents all employees on the pay roll for the pay period ending nearest November 15, 1948. "Full workweek" employees, whether regular or seasonal, are those who in the November 15 pay period were paid for working at least the number of hours typically worked in a week by employees of the reporting establishment.

1948 CENSUS OF BUSINESS

RETAIL, WHOLESALE, SERVICE TRADES

U. S. DEPARTMENT OF COMMERCE
BUREAU OF THE CENSUS

PRELIMINARY

For Release April 17, 1950

Release Series BC-1P-16-067

LETCHER COUNTY, KY.

Retail, wholesale, and service establishments located in Letcher County, Kentucky, showed a substantial expansion in dollar volume of trade from 1939 to 1948 according to preliminary figures from the 1948 Census of Business released today by the Bureau of the Census, U. S. Department of Commerce.

Retail sales in the county during 1948 aggregated \$15.8 million, an increase of 251 percent over the \$4.5 million in 1939, when the preceding Census of Business was taken. Wholesale sales in the county reached a total of \$4.5 million in 1948 as compared with \$1.1 million in 1939. The service trades includes in the Census of Business recorded receipts totaling \$428,000 in 1948 compared with \$117,000 in 1939.

Employment in the county also rose over the 9-year period between 1939 and 1948 for the above trades. Establishments in these trades reported a combined total of 661 paid employees for the workweek ended nearest November 15, 1948. This compared with a total of 463 employees reported for the week of November 15, 1939.

These preliminary figures have been derived from a Census report on Letcher County, Kentucky, which also includes data for the city of Jenkins. Final figures, superseding the preliminary data for Letcher County, will be included in a Bulletin for the State of Kentucky to be issued in several months. Similar data will be made available this year in preliminary and final form for each of the counties and States. A single copy of the preliminary release for Letcher County as well as an order blank for other area releases may be obtained by writing to the Bureau of the Census, Washington 25, D. C.

Table 1.—CENSUS OF BUSINESS PRELIMINARY RESULTS FOR 1948, BY TRADE GROUP

LETCHER COUNTY, KY.

Trade group and kind of business	Number of establishments	1948 sales and receipts (Thousand dollars)	Active proprietors of unincorporated businesses Nov. 1948	Paid employees, workweek ended nearest Nov. 15, 1948	
				Total employees ¹	Full workweek employees
RETAIL TRADE, total.....	377	15,825	288	548	484
Food group.....	207	5,020	157	81	68
Eating and drinking places.....	33	591	26	71	58
General merchandise grp., general stores.....	38	3,999	16	179	165
Apparel group.....	15	746	15	39	27
Furniture-home furnishings-appliance grp.....	13	921	11	21	21
Automotive group.....	16	1,693	13	56	56
Gasoline service stations.....	28	1,022	23	23	19
Lumber-building-hardware group.....	16	1,410	16	59	53
All other retail stores.....	11	423	11	19	17
WHOLESALE TRADE.....	10	4,480	9	44	x
SELECTED SERVICE TRADES ^{2/}	46	428	49	69	67
HOTELS.....	8	89	5	14	11
AMUSEMENTS.....	8	194	7	28	x

x Not available.

^{1/} Includes employees paid for less than the full workweek.

^{2/} See General Description on last page for changes from the 1939 Census of Business in the coverage of Service Trades.

Table 2.—CENSUS OF BUSINESS PRELIMINARY RESULTS FOR 1948 FOR CITIES OF 2,500 INHABITANTS OR MORE

LETCHER COUNTY, KY.

(Data omitted for trade groups where necessary to avoid disclosure)

City and trade group ¹	Number of establishments	1948 sales and receipts (Thousand dollars)	Active proprietors of unincorporated businesses Nov. 1948	Paid employees, workweek ended nearest Nov. 15, 1948	
				Total employees ²	Full workweek employees
Jenkins:					
Retail trade.....	47	3,585	40	144	128
Selected service trades....	14	152	15	25	25
Remainder of county:					
Retail trade.....	330	12,240	248	404	356
Wholesale trade.....	10	4,480	9	44	x
Selected service trades....	32	276	34	44	42

x Not available.

¹/ See General Description on this page for changes from the 1939 Census of Business in the coverage of Service Trades.²/ Includes employees paid for less than the full workweek.

GENERAL DESCRIPTION OF PRELIMINARY RELEASES FOR THE 1948 CENSUS OF BUSINESS

This series of releases, of which one is planned for each county in the United States, presents preliminary results of the 1948 Census of Business. The information is based on reports submitted by business establishments for that Census. The figures shown are preliminary, and are subject to revision in the final Census publications, but the changes are expected to be relatively minor with respect to coverage. The final Census figures will be issued in a series of Business Census bulletins which will show additional detailed kind-of-business information for all places where there are a sufficient number of establishments.

The 1948 Census of Business was taken under the provision of the Act of June 19, 1948, which provides that the Business Census be taken for 1948 and for each fifth year thereafter. Previous Business Censuses were taken for the years 1929, 1933, 1935, and 1939.

Scope of the Census.—The 1948 Census of Business covered all establishments in the following trades, as defined by the Standard Industrial Classification Manual, May 1949 issue, of the Executive Office of the President: all retail trades; all wholesale trades; all service trades in the following four groups—personal services, business services, automobile repairs and services, and miscellaneous repair services; hotels; tourist courts and camps; and amusements, including motion picture theaters. Some important services not covered are radio broadcasting and television, medical and health, legal, educational, nonprofit, accounting, and domestic services.

This coverage is similar to that of the 1939 Business Census. However, "custom trades" and "services incidental to transportation," which are no longer included in the standard classification of the service trades, are not covered by the 1948 Census. In a number of localities, these exclusions as well as other changes in the standard classification may have

a considerable effect in comparing 1948 with 1939 data, particularly with respect to establishment count.

Establishment definition.—For Census purposes, a business establishment is defined to include only enterprises conducted from a recognizable place of business, provided that the annual sales were in excess of \$5,000 for a wholesale trade establishment and \$500 for establishments in other trades. A detailed analysis of coverage will be provided in future Census of Business publications.

"Number of establishments" is the number of separate business locations, rather than the number of business companies or organizations, since the Census figures represent information reported separately for each business location or establishment. The establishment count reflects the number of places in business at the end of 1948 excluding administrative and executive offices of multiunit organizations, and "chain store" warehouses.

Sales and receipts.—"1948 sales and receipts" represents sales of merchandise and receipts from repairs and other services to customers. The figures reflect deductions for returned goods and allowances, but not for trade-in allowances; they exclude sales and excise taxes collected from customers and paid directly to any taxing agency.

Proprietors.—"Active proprietors..." represents owners and partners of unincorporated businesses who devoted the major portion of their time to the business in November 1948.

Employment.—"Number of paid employees..." represents all employees on the pay roll for the pay period ending nearest November 15, 1948. "Full workweek" employees, whether regular or seasonal, are those who in the November 15 pay period were paid for working at least the number of hours typically worked in a week by employees of the reporting establishment.

1948 CENSUS OF BUSINESS

RETAIL, WHOLESALE, SERVICE TRADES

U. S. DEPARTMENT OF COMMERCE
BUREAU OF THE CENSUS

PRELIMINARY

For Release May 4, 1950

Release Series BC-1P-16-068

LEWIS COUNTY, KY.

Retail and service establishments located in Lewis County, Kentucky, showed a substantial expansion in dollar volume of trade from 1939 to 1948 according to preliminary figures from the 1948 Census of Business released today by the Bureau of the Census, U. S. Department of Commerce.

Retail sales in the county during 1948 aggregated \$3.2 million, an increase of 256 percent over the \$0.9 million in 1939, when the preceding Census of Business was taken. The service trades included in the Census of Business recorded receipts totaling \$64,000 in 1948 compared with \$47,000 in 1939.

Employment in the county also rose over the 9-year period between 1939 and 1948 for the above trades. Establishments in these trades reported a combined total of 100 paid employees for the workweek ended nearest November 15, 1948. This compared with a total of 76 employees reported for the week of November 15, 1939.

These preliminary figures have been derived from a Census report on Lewis County, Kentucky. Final figures, superseding the preliminary data for Lewis County, will be included in a Bulletin for the State of Kentucky to be issued in several months. Similar data will be made available this year in preliminary and final form for each of the counties and States. A single copy of the preliminary release for Lewis County as well as an order blank for other area releases may be obtained by writing to the Bureau of the Census, Washington 25, D. C.

Table 1.—CENSUS OF BUSINESS PRELIMINARY RESULTS FOR 1948, BY TRADE GROUP
LEWIS COUNTY, KY.

Trade group and kind of business	Number of establishments	1948 sales and receipts (Thousand dollars)	Active proprietors of unincorporated businesses Nov. 1948	Paid employees, workweek ended nearest Nov. 15, 1948	
				Total employees ¹	Full workweek employees
RETAIL TRADE, total.....	106	3,189	117	94	74
Food group.....	50	999	53	19	11
Eating and drinking places.....	5	96	5	15	11
Gasoline service stations.....	10	101	12	-	-
All other retail stores.....	41	1,993	47	60	52
SELECTED SERVICE TRADES ^{2/}	11	64	12	6	3

^{1/} Includes employees paid for less than the full workweek.

^{2/} See General Description on last page for changes from the 1939 Census of Business in the coverage of Service Trades.

GENERAL DESCRIPTION OF PRELIMINARY RELEASES FOR THE 1948 CENSUS OF BUSINESS

This series of releases, of which one is planned for each county in the United States, presents preliminary results of the 1948 Census of Business. The information is based on reports submitted by business establishments for that Census. The figures shown are preliminary, and are subject to revision in the final Census publications, but the changes are expected to be relatively minor with respect to coverage. The final Census figures will be issued in a series of Business Census bulletins which will show additional detailed kind-of-business information for all places where there are a sufficient number of establishments.

The 1948 Census of Business was taken under the provision of the Act of June 19, 1948, which provides that the Business Census be taken for 1948 and for each fifth year thereafter. Previous Business Censuses were taken for the years 1929, 1933, 1935, and 1939.

Scope of the Census.—The 1948 Census of Business covered all establishments in the following trades, as defined by the Standard Industrial Classification Manual, May 1949 issue, of the Executive Office of the President: all retail trades; all wholesale trades; all service trades in the following four groups—personal services, business services, automobile repairs and services, and miscellaneous repair services; hotels; tourist courts and camps; and amusements, including motion picture theaters. Some important services not covered are radio broadcasting and television, medical and health, legal, educational, nonprofit, accounting, and domestic services.

This coverage is similar to that of the 1939 Business Census. However, "custom trades" and "services incidental to transportation," which are no longer included in the standard classification of the service trades, are not covered by the 1948 Census. In a number of localities, these exclusions as well as other changes in the standard classification may have a considerable effect in comparing

1948 with 1939 data, particularly with respect to establishment count.

Establishment definition.—For Census purposes, a business establishment is defined to include only enterprises conducted from a recognizable place of business, provided that the annual sales were in excess of \$5,000 for a wholesale trade establishment and \$500 for establishments in other trades. A detailed analysis of coverage will be provided in future Census of Business publications.

"Number of establishments" is the number of separate business locations, rather than the number of business companies or organizations, since the Census figures represent information reported separately for each business location or establishment. The establishment count reflects the number of places in business at the end of 1948 excluding administrative and executive offices of multiunit organizations, and "chain store" warehouses.

Sales and receipts.—"1948 sales and receipts" represents sales of merchandise and receipts from repairs and other services to customers. The figures reflect deductions for returned goods and allowances, but not for trade-in allowances; they exclude sales and excise taxes collected from customers and paid directly to any taxing agency.

Proprietors.—"Active proprietors..." represents owners and partners of unincorporated businesses who devoted the major portion of their time to the business in November 1948.

Employment.—"Number of paid employees..." represents all employees on the pay roll for the pay period ending nearest November 15, 1948. "Full workweek" employees, whether regular or seasonal, are those who in the November 15 pay period were paid for working at least the number of hours typically worked in a week by employees of the reporting establishment.

1948 CENSUS OF BUSINESS

RETAIL, WHOLESALE, SERVICE TRADES

U. S. DEPARTMENT OF COMMERCE
BUREAU OF THE CENSUS

PRELIMINARY

For Release May 3, 1950

Release Series BC-1P-16-069

LINCOLN COUNTY, KY.

Retail, wholesale, and service establishments located in Lincoln County, Kentucky, showed a substantial expansion in dollar volume of trade from 1939 to 1948 according to preliminary figures from the 1948 Census of Business released today by the Bureau of the Census, U. S. Department of Commerce.

Retail sales in the county during 1948 aggregated \$6.2 million, an increase of 226 percent over the \$1.9 million in 1939, when the preceding Census of Business was taken. Wholesale sales in the county reached a total of \$1.8 million in 1948 as compared with \$0.5 million in 1939. The service trades included in the Census of Business recorded receipts totaling \$156,000 in 1948 compared with \$114,000 in 1939.

Employment in the county also rose over the 9-year period between 1939 and 1948 for the above trades. Establishments in these trades reported a combined total of 308 paid employees for the workweek ended nearest November 15, 1948. This compared with a total of 154 employees reported for the week of November 15, 1939.

These preliminary figures have been derived from a Census report on Lincoln County, Kentucky. Final figures, superseding the preliminary data for Lincoln County, will be included in a Bulletin for the State of Kentucky to be issued in several months. Similar data will be made available this year in preliminary and final form for each of the counties and States. A single copy of the preliminary release for Lincoln County as well as an order blank for other area releases may be obtained by writing to the Bureau of the Census, Washington 25, D. C.

Table 1.—CENSUS OF BUSINESS PRELIMINARY RESULTS FOR 1948, BY TRADE GROUP
LINCOLN COUNTY, KY.

Trade group and kind of business	Number of establishments	1948 sales and receipts (Thousand dollars)	Active proprietors of unincorporated businesses Nov. 1948	Paid employees, workweek ended nearest Nov. 15, 1948	
				Total employees ¹	Full workweek employees
RETAIL TRADE, total.....	186	6,229	193	261	201
Food group.....	73	1,267	70	45	25
Eating and drinking places.....	8	82	10	12	12
General merchandise grp, general stores	30	973	33	25	21
Apparel group.....	5	296	5	12	10
Furniture-home furnishings-appliance grp	6	235	8	8	5
Automotive group.....	7	1,197	7	63	54
Gasoline service stations.....	29	494	29	23	15
Lumber-building-hardware group.....	12	1,020	16	48	38
All other retail stores.....	16	665	15	25	21
WHOLESALE TRADE.....	11	1,812	13	27	x
SELECTED SERVICE TRADES, ^{2/} total.....	25	156	26	20	18
Personal services.....	19	131	19	17	16
All other service trades.....	6	25	7	3	2

x Not available.

1/ Includes employees paid for less than the full workweek.

2/ See General Description on this page for changes from the 1939 Census of Business in the coverage of Service Trades.

GENERAL DESCRIPTION OF PRELIMINARY RELEASES FOR THE 1948 CENSUS OF BUSINESS

This series of releases, of which one is planned for each county in the United States, presents preliminary results of the 1948 Census of Business. The information is based on reports submitted by business establishments for that Census. The figures shown are preliminary, and are subject to revision in the final Census publications, but the changes are expected to be relatively minor with respect to coverage. The final Census figures will be issued in a series of Business Census bulletins which will show additional detailed kind-of-business information for all places where there are a sufficient number of establishments.

The 1948 Census of Business was taken under the provision of the Act of June 19, 1948, which provides that the Business Census be taken for 1948 and for each fifth year thereafter. Previous Business Censuses were taken for the years 1929, 1933, 1935, and 1939.

Scope of the Census.—The 1948 Census of Business covered all establishments in the following trades, as defined by the Standard Industrial Classification Manual, May 1949 issue, of the Executive Office of the President: all retail trades; all wholesale trades; all service trades in the following four groups—personal services, business services, automobile repairs and services, and miscellaneous repair services; hotels; tourist courts and camps; and amusements, including motion picture theaters. Some important services not covered are radio broadcasting and television, medical and health, legal, educational, nonprofit, accounting, and domestic services.

This coverage is similar to that of the 1939 Business Census. However, "custom trades" and "services incidental to transportation," which are no longer included in the standard classification of the service trades, are not covered by the 1948 Census. In a number of localities, these exclusions as well as

other changes in the standard classification may have a considerable effect in comparing 1948 with 1939 data, particularly with respect to establishment count.

Establishment definition.—For Census purposes, a business establishment is defined to include only enterprises conducted from a recognizable place of business, provided that the annual sales were in excess of \$5,000 for a wholesale trade establishment and \$500 for establishments in other trades. A detailed analysis of coverage will be provided in future Census of Business publications.

"Number of establishments" is the number of separate business locations, rather than the number of business companies or organizations, since the Census figures represent information reported separately for each business location or establishment. The establishment count reflects the number of places in business at the end of 1948 excluding administrative and executive offices of multiunit organizations, and "chain store" warehouses.

Sales and receipts.—"1948 sales and receipts" represents sales of merchandise and receipts from repairs and other services to customers. The figures reflect deductions for returned goods and allowances, but not for trade-in allowances; they exclude sales and excise taxes collected from customers and paid directly to any taxing agency.

Proprietors.—"Active proprietors..." represents owners and partners of unincorporated businesses who devoted the major portion of their time to the business in November 1948.

Employment.—"Number of paid employees..." represents all employees on the pay roll for the pay period ending nearest November 15, 1948. "Full workweek" employees, whether regular or seasonal, are those who in the November 15 pay period were paid for working at least the number of hours typically worked in a week by employees of the reporting establishment.

1948 CENSUS OF BUSINESS

U. S. DEPARTMENT OF COMMERCE
BUREAU OF THE CENSUS

RETAIL, WHOLESALE, SERVICE TRADES

PRELIMINARY

For Release April 17, 1950

Release Series BC-1P-16-070

LIVINGSTON COUNTY, KY.

Retail and service establishments located in Livingston County, Kentucky, showed a substantial expansion in dollar volume of trade from 1939 to 1948 according to preliminary figures from the 1948 Census of Business released today by the Bureau of the Census, U. S. Department of Commerce.

Retail sales in the county during 1948 aggregated \$1.9 million, an increase of 217 percent over the \$0.6 million in 1939, when the preceding Census of Business was taken. The service trades included in the Census of Business recorded receipts totaling \$183,000 in 1948 compared with \$9,000 in 1939.

Employment in the county also rose over the 9-year period between 1939 and 1948 for the above trades. Establishments in these trades reported a combined total of 68 paid employees for the workweek ended nearest November 15, 1948. This compared with a total of 34 employees reported for the week of November 15, 1939.

These preliminary figures have been derived from a Census report on Livingston County, Kentucky. Final figures, superseding the preliminary data for Livingston County, will be included in a Bulletin for the State of Kentucky to be issued in several months. Similar data will be made available this year in preliminary and final form for each of the counties and States. A single copy of the preliminary release for Livingston County as well as an order blank for other area releases may be obtained by writing to the Bureau of the Census, Washington 25, D. C.

Table 1.—CENSUS OF BUSINESS PRELIMINARY RESULTS FOR 1948, BY TRADE GROUP

LIVINGSTON COUNTY, KY.

Trade group and kind of business	Number of establishments	1948 sales and receipts (Thousand dollars)	Active proprietors of unincorporated businesses Nov. 1948	Paid employees, workweek ended nearest Nov. 15, 1948	
				Total employees ¹	Full workweek employees
RETAIL TRADE, total.....	104	1,919	113	59	34
Food group.....	53	704	56	13	10
Eating and drinking places.....	10	48	10	9	2
Gasoline service stations.....	15	224	16	6	2
All other retail stores.....	26	943	31	31	20
SELECTED SERVICE TRADES ^{2/}	18	183	19	9	7

^{1/} Includes employees paid for less than the full workweek.

^{2/} See General Description on last page for changes from the 1939 Census of Business in the coverage of Service Trades.

GENERAL DESCRIPTION OF PRELIMINARY RELEASES FOR THE 1948 CENSUS OF BUSINESS

This series of releases, of which one is planned for each county in the United States, presents preliminary results of the 1948 Census of Business. The information is based on reports submitted by business establishments for that Census. The figures shown are preliminary, and are subject to revision in the final Census publications, but the changes are expected to be relatively minor with respect to coverage. The final Census figures will be issued in a series of Business Census bulletins which will show additional detailed kind-of-business information for all places where there are a sufficient number of establishments.

The 1948 Census of Business was taken under the provision of the Act of June 19, 1948, which provides that the Business Census be taken for 1948 and for each fifth year thereafter. Previous Business Censuses were taken for the years 1929, 1933, 1935, and 1939.

Scope of the Census.—The 1948 Census of Business covered all establishments in the following trades, as defined by the Standard Industrial Classification Manual, May 1949 issue, of the Executive Office of the President: all retail trades; all wholesale trades; all service trades in the following four groups—personal services, business services, automobile repairs and services, and miscellaneous repair services; hotels; tourist courts and camps; and amusements, including motion picture theaters. Some important services not covered are radio broadcasting and television, medical and health, legal, educational, nonprofit, accounting, and domestic services.

This coverage is similar to that of the 1939 Business Census. However, "custom trades" and "services incidental to transportation," which are no longer included in the standard classification of the service trades, are not covered by the 1948 Census. In a number of localities, these exclusions as well as other changes in the standard classification may have a considerable effect in comparing

1948 with 1939 data, particularly with respect to establishment count.

Establishment definition.—For Census purposes, a business establishment is defined to include only enterprises conducted from a recognizable place of business, provided that the annual sales were in excess of \$5,000 for a wholesale trade establishment and \$500 for establishments in other trades. A detailed analysis of coverage will be provided in future Census of Business publications.

"Number of establishments" is the number of separate business locations, rather than the number of business companies or organizations, since the Census figures represent information reported separately for each business location or establishment. The establishment count reflects the number of places in business at the end of 1948 excluding administrative and executive offices of multiunit organizations, and "chain store" warehouses.

Sales and receipts.—"1948 sales and receipts" represents sales of merchandise and receipts from repairs and other services to customers. The figures reflect deductions for returned goods and allowances, but not for trade-in allowances; they exclude sales and excise taxes collected from customers and paid directly to any taxing agency.

Proprietors.—"Active proprietors..." represents owners and partners of unincorporated businesses who devoted the major portion of their time to the business in November 1948.

Employment.—"Number of paid employees..." represents all employees on the pay roll for the pay period ending nearest November 15, 1948. "Full workweek" employees, whether regular or seasonal, are those who in the November 15 pay period were paid for working at least the number of hours typically worked in a week by employees of the reporting establishment.

1948 CENSUS OF BUSINESS

RETAIL, WHOLESALE, SERVICE TRADES

U. S. DEPARTMENT OF COMMERCE
BUREAU OF THE CENSUS

PRELIMINARY

For Release April 17, 1950

Release Series BC-1P-16-071

LOGAN COUNTY, KY.

Retail, wholesale, and service establishments located in Logan County, Kentucky, showed a substantial expansion in dollar volume of trade from 1939 to 1948 according to preliminary figures from the 1948 Census of Business released today by the Bureau of the Census, U. S. Department of Commerce.

Retail sales in the county during 1948 aggregated \$11.6 million, an increase of 274 percent over the \$3.1 million in 1939, when the preceding Census of Business was taken. Wholesale sales in the county reached a total of \$5.4 million in 1948 as compared with \$1.3 million in 1939. The service trades included in the Census of Business recorded receipts totaling \$440,000 in 1948 compared with \$159,000 in 1939.

Employment in the county also rose over the 9-year period between 1939 and 1948 for the above trades. Establishments in these trades reported a combined total of 697 paid employees for the workweek ended nearest November 15, 1948. This compared with a total of 363 employees reported for the week of November 15, 1939.

These preliminary figures have been derived from a Census report on Logan County, Kentucky, which also includes data for the city of Russellville. Final figures, superseding the preliminary data for Logan County, will be included in a Bulletin for the State of Kentucky to be issued in several months. Similar data will be made available this year in preliminary and final form for each of the counties and States. A single copy of the preliminary release for Logan County as well as an order blank for other area releases may be obtained by writing to the Bureau of the Census, Washington 25, D. C.

Table 1.—CENSUS OF BUSINESS PRELIMINARY RESULTS FOR 1948, BY TRADE GROUP

LOGAN COUNTY, KY.

Trade group and kind of business	Number of establishments	1948 sales and receipts (Thousand dollars)	Active proprietors of unincorporated businesses Nov. 1948	Paid employees, workweek ended nearest Nov. 15, 1948	
				Total employees ¹	Full workweek employees
RETAIL TRADE, total.....	231	11,550	247	540	443
Food group.....	83	2,940	84	85	58
Eating and drinking places.....	21	368	22	55	39
General merchandise grp., general stores.....	29	1,509	29	77	59
Apparel group.....	6	278	7	23	15
Furniture-home furnishings-appliances grp.....	11	617	10	38	36
Automotive group.....	17	2,137	19	82	77
Gasoline service stations.....	21	814	23	35	28
Lumber-building-hardware group.....	21	2,111	29	91	82
Drug and proprietary stores.....	7	339	8	27	23
All other retail stores.....	15	435	16	27	26
WHOLESALE TRADE.....	21	5,409	23	77	x
SELECTED SERVICE TRADES, ² total.....	64	440	78	80	72
Personal services.....	40	332	46	69	61
All other service trades.....	24	108	32	11	11
HOTELS.....	6	34	6	14	12
AMUSEMENTS.....	8	96	9	15	x

x Not available.

¹ Includes employees paid for less than the full workweek.

² See General Description on last page for changes from the 1939 Census of Business in the coverage of Service Trades.

Table 2.—CENSUS OF BUSINESS PRELIMINARY RESULTS FOR 1948 FOR CITIES OF 2,500 INHABITANTS OR MORE

LOGAN COUNTY, KY.

(Data omitted for trade groups where necessary to avoid disclosure)

City and trade group ¹	Number of establishments	1948 sales and receipts (Thousand dollars)	Active proprietors of unincorporated businesses Nov. 1948	Paid employees, workweek ended nearest Nov. 15, 1948	
				Total employees ²	Full workweek employees
Russellville:					
Retail trade.....	108	7,944	117	387	331
Selected service trades.....	33	298	38	68	61
Remainder of county:					
Retail trade.....	123	3,606	130	153	112
Selected service trades.....	31	142	40	12	11

1/ See General Description on this page for changes from the 1939 Census of Business in the coverage of Service Trades.

2/ Includes employees paid for less than the full workweek.

GENERAL DESCRIPTION OF PRELIMINARY RELEASES FOR THE 1948 CENSUS OF BUSINESS

This series of releases, of which one is planned for each county in the United States, presents preliminary results of the 1948 Census of Business. The information is based on reports submitted by business establishments for that Census. The figures shown are preliminary, and are subject to revision in the final Census publications, but the changes are expected to be relatively minor with respect to coverage. The final Census figures will be issued in a series of Business Census bulletins which will show additional detailed kind-of-business information for all places where there are a sufficient number of establishments.

The 1948 Census of Business was taken under the provision of the Act of June 19, 1948, which provides that the Business Census be taken for 1948 and for each fifth year thereafter. Previous Business Censuses were taken for the years 1929, 1933, 1935, and 1939.

Scope of the Census.—The 1948 Census of Business covered all establishments in the following trades, as defined by the Standard Industrial Classification Manual, May 1949 issue, of the Executive Office of the President: all retail trades; all wholesale trades; all service trades in the following four groups—personal services, business services, automobile repairs and services, and miscellaneous repair services; hotels; tourist courts and camps; and amusements, including motion picture theaters. Some important services not covered are radio broadcasting and television, medical and health, legal, educational, nonprofit, accounting, and domestic services.

This coverage is similar to that of the 1939 Business Census. However, "custom trades" and "services incidental to transportation," which are no longer included in the standard classification of the service trades, are not covered by the 1948 Census. In a number of localities, these exclusions as well as other changes in the standard classification may have

a considerable effect in comparing 1948 with 1939 data, particularly with respect to establishment count.

Establishment definition.—For Census purposes, a business establishment is defined to include only enterprises conducted from a recognizable place of business, provided that the annual sales were in excess of \$5,000 for a wholesale trade establishment and \$500 for establishments in other trades. A detailed analysis of coverage will be provided in future Census of Business publications.

"Number of establishments" is the number of separate business locations, rather than the number of business companies or organizations, since the Census figures represent information reported separately for each business location or establishment. The establishment count reflects the number of places in business at the end of 1948 excluding administrative and executive offices of multiunit organizations, and "chain store" warehouses.

Sales and receipts.—"1948 sales and receipts" represents sales of merchandise and receipts from repairs and other services to customers. The figures reflect deductions for returned goods and allowances, but not for trade-in allowances; they exclude sales and excise taxes collected from customers and paid directly to any taxing agency.

Proprietors.—"Active proprietors..." represents owners and partners of unincorporated businesses who devoted the major portion of their time to the business in November 1948.

Employment.—"Number of paid employees..." represents all employees on the pay roll for the pay period ending nearest November 15, 1948. "Full workweek" employees, whether regular or seasonal, are those who in the November 15 pay period were paid for working at least the number of hours typically worked in a week by employees of the reporting establishment.

1948 CENSUS OF BUSINESS

RETAIL, WHOLESALE, SERVICE TRADES

U. S. DEPARTMENT OF COMMERCE
BUREAU OF THE CENSUS

PRELIMINARY

For Release May 4, 1950

Release Series BC-1P-16-072

LYON COUNTY, KY.

Retail and service establishments located in Lyon County, Kentucky, showed a substantial expansion in dollar volume of trade from 1939 to 1948 according to preliminary figures from the 1948 Census of Business released today by the Bureau of the Census, U. S. Department of Commerce.

Retail sales in the county during 1948 aggregated \$1.6 million, an increase of 100 percent over the \$0.8 million in 1939, when the preceding Census of Business was taken. The service trades included in the Census of Business recorded receipts totaling \$34,000 in 1948 compared with \$15,000 in 1939.

Employment in the county also rose over the 9-year period between 1939 and 1948 for the above trades. Establishments in these trades reported a combined total of 87 paid employees for the workweek ended nearest November 15, 1948. This compared with a total of 83 employees reported for the week of November 15, 1939.

These preliminary figures have been derived from a Census report on Lyon County, Kentucky. Final figures, superseding the preliminary data for Lyon County, will be included in a Bulletin for the State of Kentucky to be issued in several months. Similar data will be made available this year in preliminary and final form for each of the counties and States. A single copy of the preliminary release for Lyon County as well as an order blank for other area releases may be obtained by writing to the Bureau of the Census, Washington 25, D. C.

Table 1.—CENSUS OF BUSINESS PRELIMINARY RESULTS FOR 1948, BY TRADE GROUP

LYON COUNTY, KY.

Trade group and kind of business	Number of establishments	1948 sales and receipts (Thousand dollars)	Active proprietors of unincorporated businesses Nov. 1948	Paid employees, workweek ended nearest Nov. 15, 1948	
				Total employees ¹	Full workweek employees
RETAIL TRADE, total.....	67	1,584	71	78	55
Food group.....	31	512	30	19	11
Eating and drinking places.....	7	59	7	4	2
Gasoline service stations.....	8	130	9	8	4
All other retail stores.....	21	883	25	47	38
SELECTED SERVICE TRADES ^{2/}	7	34	7	9	5

^{1/} Includes employees paid for less than the full workweek.

^{2/} See General Description on last page for changes from the 1939 Census of Business in the coverage of Service Trades.

GENERAL DESCRIPTION OF PRELIMINARY RELEASES FOR THE 1948 CENSUS OF BUSINESS

This series of releases, of which one is planned for each county in the United States, presents preliminary results of the 1948 Census of Business. The information is based on reports submitted by business establishments for that Census. The figures shown are preliminary, and are subject to revision in the final Census publications, but the changes are expected to be relatively minor with respect to coverage. The final Census figures will be issued in a series of Business Census bulletins which will show additional detailed kind-of-business information for all places where there are a sufficient number of establishments.

The 1948 Census of Business was taken under the provision of the Act of June 19, 1948, which provides that the Business Census be taken for 1948 and for each fifth year thereafter. Previous Business Censuses were taken for the years 1929, 1933, 1935, and 1939.

Scope of the Census.—The 1948 Census of Business covered all establishments in the following trades, as defined by the Standard Industrial Classification Manual, May 1949 issue, of the Executive Office of the President: all retail trades; all wholesale trades; all service trades in the following four groups—personal services, business services, automobile repairs and services, and miscellaneous repair services; hotels; tourist courts and camps; and amusements, including motion picture theaters. Some important services not covered are radio broadcasting and television, medical and health, legal, educational, nonprofit, accounting, and domestic services.

This coverage is similar to that of the 1939 Business Census. However, "custom trades" and "services incidental to transportation," which are no longer included in the standard classification of the service trades, are not covered by the 1948 Census. In a number of localities, these exclusions as well as other changes in the standard classification may have a considerable effect in comparing

1948 with 1939 data, particularly with respect to establishment count.

Establishment definition.—For Census purposes, a business establishment is defined to include only enterprises conducted from a recognizable place of business, provided that the annual sales were in excess of \$5,000 for a wholesale trade establishment and \$500 for establishments in other trades. A detailed analysis of coverage will be provided in future Census of Business publications.

"Number of establishments" is the number of separate business locations, rather than the number of business companies or organizations, since the Census figures represent information reported separately for each business location or establishment. The establishment count reflects the number of places in business at the end of 1948 excluding administrative and executive offices of multiunit organizations, and "chain store" warehouses.

Sales and receipts.—"1948 sales and receipts" represents sales of merchandise and receipts from repairs and other services to customers. The figures reflect deductions for returned goods and allowances, but not for trade-in allowances; they exclude sales and excise taxes collected from customers and paid directly to any taxing agency.

Proprietors.—"Active proprietors..." represents owners and partners of unincorporated businesses who devoted the major portion of their time to the business in November 1948.

Employment.—"Number of paid employees..." represents all employees on the pay roll for the pay period ending nearest November 15, 1948. "Full workweek" employees, whether regular or seasonal, are those who in the November 15 pay period were paid for working at least the number of hours typically worked in a week by employees of the reporting establishment.

1948 CENSUS OF BUSINESS

RETAIL, WHOLESALE, SERVICE TRADES

U. S. DEPARTMENT OF COMMERCE
BUREAU OF THE CENSUS

PRELIMINARY

For Release April 24, 1950

Release Series BC-1P-16-073

McCRACKEN COUNTY, KY.

Retail and service establishments located in McCracken County, Kentucky, showed a substantial expansion in dollar volume of trade from 1939 to 1948 according to preliminary figures from the 1948 Census of Business released today by the Bureau of the Census, U. S. Department of Commerce.

Retail sales in the county during 1948 aggregated \$44.1 million, an increase of 192 percent over the \$15.1 million in 1939, when the preceding Census of Business was taken. The service trades included in the Census of Business recorded receipts totaling \$2.3 million in 1948 compared with \$0.7 million in 1939. Wholesale sales in the county reached a total of \$43.7 million in 1948. No comparable figure for 1939 is available.

Employment in the county rose over the 9-year period between 1939 and 1948 for the retail and service trades. Establishments in these trades reported a combined total of 2,910 paid employees for the workweek ended nearest November 15, 1948. This compared with a total of 2,322 employees reported for the week of November 15, 1939. Wholesale trade establishments reported a total of 840 paid employees for the week of November 15, 1948.

These preliminary figures have been derived from a Census report on McCracken County, Kentucky, which also includes data for the city of Paducah. Final figures, superseding the preliminary data for McCracken County, will be included in a Bulletin for the State of Kentucky to be issued in several months. Similar data will be made available this year in preliminary and final form for each of the counties and States. A single copy of the preliminary release for McCracken County as well as an order blank for other area releases may be obtained by writing to the Bureau of the Census, Washington 25, D. C.

Table 1.—CENSUS OF BUSINESS PRELIMINARY RESULTS FOR 1948, BY TRADE GROUP

McCRACKEN COUNTY, KY.

Trade group and kind of business	Number of establishments	1948 sales and receipts (Thousand dollars)	Active proprietors of unincorporated businesses Nov. 1948	Paid employees, workweek ended nearest Nov. 15, 1948	
				Total employees ¹	Full workweek employees
RETAIL TRADE, total.....	630	44,135	634	2,422	1,980
Food group.....	230	9,062	245	231	159
Eating and drinking places.....	120	2,988	124	392	303
General merchandise grp, general stores	9	6,527	1	542	420
Apparel group.....	35	4,020	29	271	211
Furniture-home furnishgs-appliance grp	21	2,131	17	128	122
Automotive group.....	31	9,583	27	301	283
Gasoline service stations.....	56	1,695	57	91	81
Lumber-building-hardware group.....	24	2,643	24	135	129
Drug and proprietary stores.....	25	1,812	26	123	105
All other retail stores.....	79	3,674	84	208	167
WHOLESALE TRADE, total.....	87	43,714	64	840	x
Merchant wholesalers.....	66	30,879	48	725	x
Other types of wholesale.....	21	12,835	16	115	x
SELECTED SERVICE TRADES, ^{2/} total.....	175	2,316	181	488	439
Personal services.....	104	1,476	102	386	354
Business services.....	6	68	7	18	7
Automotive repairs and services.....	40	481	41	48	44
Other repair services.....	25	291	31	36	34

x Not available.

1/ Includes employees paid for less than the full workweek.

2/ See General Description on last page for changes from the 1939 Census of Business in the coverage of Service Trades.

Table 2.—CENSUS OF BUSINESS PRELIMINARY RESULTS FOR 1948 FOR CITIES OF 2,500 INHABITANTS OR MORE

McCRACKEN COUNTY, KY.

(Data omitted for trade groups where necessary to avoid disclosure)

City and trade group ¹	Number of establishments	1948 sales and receipts (Thousand dollars)	Active proprietors of unincorporated businesses Nov. 1948	Paid employees, workweek ended nearest Nov. 15, 1948	
				Total employees ²	Full workweek employees
Paducah:					
Retail trade.....	531	41,656	529	2,349	1,939
Selected service trades....	155	2,156	159	475	428
Remainder of county:					
Retail trade.....	99	2,479	105	73	41
Selected service trades....	20	160	22	13	11

1/ See General Description on this page for changes from the 1939 Census of Business in the coverage of Service Trades.

2/ Includes employees paid for less than the full workweek.

GENERAL DESCRIPTION OF PRELIMINARY RELEASES FOR THE 1948 CENSUS OF BUSINESS

This series of releases, of which one is planned for each county in the United States, presents preliminary results of the 1948 Census of Business. The information is based on reports submitted by business establishments for that Census. The figures shown are preliminary, and are subject to revision in the final Census publications, but the changes are expected to be relatively minor with respect to coverage. The final Census figures will be issued in a series of Business Census bulletins which will show additional detailed kind-of-business information for all places where there are a sufficient number of establishments.

The 1948 Census of Business was taken under the provision of the Act of June 19, 1948, which provides that the Business Census be taken for 1948 and for each fifth year thereafter. Previous Business Censuses were taken for the years 1929, 1933, 1935, and 1939.

Scope of the Census.—The 1948 Census of Business covered all establishments in the following trades, as defined by the Standard Industrial Classification Manual, May 1949 issue, of the Executive Office of the President: all retail trades; all wholesale trades; all service trades in the following four groups—personal services, business services, automobile repairs and services, and miscellaneous repair services; hotels; tourist courts and camps; and amusements, including motion picture theaters. Some important services not covered are radio broadcasting and television, medical and health, legal, educational, nonprofit, accounting, and domestic services.

This coverage is similar to that of the 1939 Business Census. However, "custom trades" and "services incidental to transportation," which are no longer included in the standard classification of the service trades, are not covered by the 1948 Census. In a number of localities, these exclusions as well as other changes in the standard classification may have

a considerable effect in comparing 1948 with 1939 data, particularly with respect to establishment count.

Establishment definition.—For Census purposes, a business establishment is defined to include only enterprises conducted from a recognizable place of business, provided that the annual sales were in excess of \$5,000 for a wholesale trade establishment and \$500 for establishments in other trades. A detailed analysis of coverage will be provided in future Census of Business publications.

"Number of establishments" is the number of separate business locations, rather than the number of business companies or organizations, since the Census figures represent information reported separately for each business location or establishment. The establishment count reflects the number of places in business at the end of 1948 excluding administrative and executive offices of multiunit organizations, and "chain store" warehouses.

Sales and receipts.—"1948 sales and receipts" represents sales of merchandise and receipts from repairs and other services to customers. The figures reflect deductions for returned goods and allowances, but not for trade-in allowances; they exclude sales and excise taxes collected from customers and paid directly to any taxing agency.

Proprietors.—"Active proprietors..." represents owners and partners of unincorporated businesses who devoted the major portion of their time to the business in November 1948.

Employment.—"Number of paid employees..." represents all employees on the pay roll for the pay period ending nearest November 15, 1948. "Full workweek" employees, whether regular or seasonal, are those who in the November 15 pay period were paid for working at least the number of hours typically worked in a week by employees of the reporting establishment.

1948 CENSUS OF BUSINESS

RETAIL, WHOLESALE, SERVICE TRADES

U. S. DEPARTMENT OF COMMERCE
BUREAU OF THE CENSUS

PRELIMINARY

For Release April 13, 1950

Release Series BC-1P-16-074

McCREARY COUNTY, KY.

Retail and service establishments located in McCreary County, Kentucky, showed a substantial expansion in dollar volume of trade from 1939 to 1948 according to preliminary figures from the 1948 Census of Business released today by the Bureau of the Census, U. S. Department of Commerce.

Retail sales in the county during 1948 aggregated \$5.2 million, an increase of 225 percent over the \$1.6 million in 1939, when the preceding Census of Business was taken. The service trades included in the Census of Business recorded receipts totaling \$131,000 in 1948 compared with \$34,000 in 1939. Wholesale sales in the county reached a total of \$1.1 million in 1948. No comparable figures for 1939 are available.

Employment in the county also rose over the 9-year period between 1939 and 1948 for the retail and service trades. Establishments in these trades reported a combined total of 183 paid employees for the workweek ended nearest November 15, 1948. This compared with a total of 117 employees reported for the week of November 15, 1939. Wholesale trade establishments reported a total of 19 paid employees for the week of November 15, 1948.

These preliminary figures have been derived from a Census report on McCreary County, Kentucky. Final figures, superseding the preliminary data for McCreary County, will be included in a Bulletin for the State of Kentucky to be issued in several months. Similar data will be made available this year in preliminary and final form for each of the counties and States. A single copy of the preliminary release for McCreary County as well as an order blank for other area releases may be obtained by writing to the Bureau of the Census, Washington 25, D. C.

Table 1.—CENSUS OF BUSINESS PRELIMINARY RESULTS FOR 1948, BY TRADE GROUP
McCREARY COUNTY, KY.

Trade group and kind of business	Number of establishments	1948 sales and receipts (Thousand dollars)	Active proprietors of unincorporated businesses Nov. 1948	Paid employees, workweek ended nearest Nov. 15, 1948	
				Total employees ¹	Full workweek employees
RETAIL TRADE, total.....	160	5,220	151	168	144
Food group.....	94	2,067	95	27	19
Eating and drinking places.....	13	78	12	14	6
General merchandise grp, general stores	18	928	12	36	29
Automotive group.....	7	1,252	6	62	62
Gasoline service stations.....	11	165	13	5	5
All other retail stores.....	17	730	13	24	23
WHOLESALE TRADE.....	5	1,078	5	19	x
SELECTED SERVICE TRADES, ² /total.....	22	131	21	15	14
Personal services.....	14	98	13	9	9
All other service trades.....	8	33	8	6	5

x Not available.

¹/ Includes employees paid for less than the full workweek.

²/ See General Description on last page for changes from the 1939 Census of Business in the coverage of Service Trades.

GENERAL DESCRIPTION OF PRELIMINARY RELEASES FOR THE 1948 CENSUS OF BUSINESS

This series of releases, of which one is planned for each county in the United States, presents preliminary results of the 1948 Census of Business. The information is based on reports submitted by business establishments for that Census. The figures shown are preliminary, and are subject to revision in the final Census publications, but the changes are expected to be relatively minor with respect to coverage. The final Census figures will be issued in a series of Business Census bulletins which will show additional detailed kind-of-business information for all places where there are a sufficient number of establishments.

The 1948 Census of Business was taken under the provision of the Act of June 19, 1948, which provides that the Business Census be taken for 1948 and for each fifth year thereafter. Previous Business Censuses were taken for the years 1929, 1933, 1935, and 1939.

Scope of the Census.—The 1948 Census of Business covered all establishments in the following trades, as defined by the Standard Industrial Classification Manual, May 1949 issue, of the Executive Office of the President: all retail trades; all wholesale trades; all service trades in the following four groups—personal services, business services, automobile repairs and services, and miscellaneous repair services; hotels; tourist courts and camps; and amusements, including motion picture theaters. Some important services not covered are radio broadcasting and television, medical and health, legal, educational, nonprofit, accounting, and domestic services.

This coverage is similar to that of the 1939 Business Census. However, "custom trades" and "services incidental to transportation," which are no longer included in the standard classification of the service trades, are not covered by the 1948 Census. In a number of localities, these exclusions as well as other changes in the standard classification may have a considerable effect in comparing

1948 with 1939 data, particularly with respect to establishment count.

Establishment definition.—For Census purposes, a business establishment is defined to include only enterprises conducted from a recognizable place of business, provided that the annual sales were in excess of \$5,000 for a wholesale trade establishment and \$500 for establishments in other trades. A detailed analysis of coverage will be provided in future Census of Business publications.

"Number of establishments" is the number of separate business locations, rather than the number of business companies or organizations, since the Census figures represent information reported separately for each business location or establishment. The establishment count reflects the number of places in business at the end of 1948 excluding administrative and executive offices of multiunit organizations, and "chain store" warehouses.

Sales and receipts.—"1948 sales and receipts" represents sales of merchandise and receipts from repairs and other services to customers. The figures reflect deductions for returned goods and allowances, but not for trade-in allowances; they exclude sales and excise taxes collected from customers and paid directly to any taxing agency.

Proprietors.—"Active proprietors..." represents owners and partners of unincorporated businesses who devoted the major portion of their time to the business in November 1948.

Employment.—"Number of paid employees..." represents all employees on the pay roll for the pay period ending nearest November 15, 1948. "Full workweek" employees, whether regular or seasonal, are those who in the November 15 pay period were paid for working at least the number of hours typically worked in a week by employees of the reporting establishment.

1948 CENSUS OF BUSINESS

RETAIL, WHOLESALE, SERVICE TRADES

U. S. DEPARTMENT OF COMMERCE
BUREAU OF THE CENSUS

PRELIMINARY

For Release April 17, 1950

Release Series BC-1P-16-075

McLEAN COUNTY, KY.

Retail and service establishments located in McLean County, Kentucky, showed a substantial expansion in dollar volume of trade from 1939 to 1948 according to preliminary figures from the 1948 Census of Business released today by the Bureau of the Census, U. S. Department of Commerce.

Retail sales in the county during 1948 aggregated \$2.9 million, an increase of 164 percent over the \$1.1 million in 1939, when the preceding Census of Business was taken. The service trades included in the Census of Business recorded receipts totaling \$112,000 in 1948 compared with \$36,000 in 1939.

Employment in the county also rose over the 9-year period between 1939 and 1948 for the above trades. Establishments in these trades reported a combined total of 105 paid employees for the workweek ended nearest November 15, 1948. This compared with a total of 80 employees reported for the week of November 15, 1939.

These preliminary figures have been derived from a Census report on McLean County, Kentucky. Final figures, superseding the preliminary data for McLean County, will be included in a Bulletin for the State of Kentucky to be issued in several months. Similar data will be made available this year in preliminary and final form for each of the counties and States. A single copy of the preliminary release for McLean County as well as an order blank for other area releases may be obtained by writing to the Bureau of the Census, Washington 25, D. C.

Table 1.—CENSUS OF BUSINESS PRELIMINARY RESULTS FOR 1948, BY TRADE GROUP
McLEAN COUNTY, KY.

Trade group and kind of business	Number of establishments	1948 sales and receipts (Thousand dollars)	Active proprietors of unincorporated businesses Nov. 1948	Paid employees, workweek ended nearest Nov. 15, 1948	
				Total employees ¹	Full workweek employees
RETAIL TRADE, total.....	98	2,911	111	94	69
Food group.....	44	1,021	54	13	7
Eating and drinking places.....	15	135	16	8	6
Gasoline service stations.....	13	208	13	8	5
All other retail stores.....	26	1,547	28	65	51
SELECTED SERVICE TRADES, ^{2/} total.....	20	112	21	11	4
Personal services.....	12	35	12	6	-
All other service trades.....	8	77	9	5	4

^{1/} Includes employees paid for less than the full workweek.

^{2/} See General Description on last page for changes from the 1939 Census of Business in the coverage of Service Trades.

GENERAL DESCRIPTION OF PRELIMINARY RELEASES FOR THE 1948 CENSUS OF BUSINESS

This series of releases, of which one is planned for each county in the United States, presents preliminary results of the 1948 Census of Business. The information is based on reports submitted by business establishments for that Census. The figures shown are preliminary, and are subject to revision in the final Census publications, but the changes are expected to be relatively minor with respect to coverage. The final Census figures will be issued in a series of Business Census bulletins which will show additional detailed kind-of-business information for all places where there are a sufficient number of establishments.

The 1948 Census of Business was taken under the provision of the Act of June 19, 1948, which provides that the Business Census be taken for 1948 and for each fifth year thereafter. Previous Business Censuses were taken for the years 1929, 1933, 1935, and 1939.

Scope of the Census.—The 1948 Census of Business covered all establishments in the following trades, as defined by the Standard Industrial Classification Manual, May 1949 issue, of the Executive Office of the President: all retail trades; all wholesale trades; all service trades in the following four groups—personal services, business services, automobile repairs and services, and miscellaneous repair services; hotels; tourist courts and camps; and amusements, including motion picture theaters. Some important services not covered are radio broadcasting and television, medical and health, legal, educational, nonprofit, accounting, and domestic services.

This coverage is similar to that of the 1939 Business Census. However, "custom trades" and "services incidental to transportation," which are no longer included in the standard classification of the service trades, are not covered by the 1948 Census. In a number of localities, these exclusions as well as other changes in the standard classification may have a considerable effect in comparing

1948 with 1939 data, particularly with respect to establishment count.

Establishment definition.—For Census purposes, a business establishment is defined to include only enterprises conducted from a recognizable place of business, provided that the annual sales were in excess of \$5,000 for a wholesale trade establishment and \$500 for establishments in other trades. A detailed analysis of coverage will be provided in future Census of Business publications.

"Number of establishments" is the number of separate business locations, rather than the number of business companies or organizations, since the Census figures represent information reported separately for each business location or establishment. The establishment count reflects the number of places in business at the end of 1948 excluding administrative and executive offices of multiunit organizations, and "chain store" warehouses.

Sales and receipts.—"1948 sales and receipts" represents sales of merchandise and receipts from repairs and other services to customers. The figures reflect deductions for returned goods and allowances, but not for trade-in allowances; they exclude sales and excise taxes collected from customers and paid directly to any taxing agency.

Proprietors.—"Active proprietors..." represents owners and partners of unincorporated businesses who devoted the major portion of their time to the business in November 1948.

Employment.—"Number of paid employees..." represents all employees on the pay roll for the pay period ending nearest November 15, 1948. "Full workweek" employees, whether regular or seasonal, are those who in the November 15 pay period were paid for working at least the number of hours typically worked in a week by employees of the reporting establishment.

1948 CENSUS OF BUSINESS

RETAIL, WHOLESALE, SERVICE TRADES

U. S. DEPARTMENT OF COMMERCE
BUREAU OF THE CENSUS

PRELIMINARY

For Release April 17, 1950

Release Series BC-1P-16-076

MADISON COUNTY, KY.

Retail, wholesale, and service establishments located in Madison County, Kentucky, showed a substantial expansion in dollar volume of trade from 1939 to 1948 according to preliminary figures from the 1948 Census of Business released today by the Bureau of the Census, U. S. Department of Commerce.

Retail sales in the county during 1948 aggregated \$15.8 million, an increase of 193 percent over the \$5.4 million in 1939, when the preceding Census of Business was taken. Wholesale sales in the county reached a total of \$12.6 million in 1948 as compared with \$5.2 million in 1939. The service trades included in the Census of Business recorded receipts totaling \$1.0 million in 1948 compared with \$0.3 million in 1939.

Employment in the county also rose over the 9-year period between 1939 and 1948 for the above trades. Establishments in these trades reported a combined total of 1,239 paid employees for the workweek ended nearest November 15, 1948. This compared with a total of 853 employees reported for the week of November 15, 1939.

These preliminary figures have been derived from a Census report on Madison County, Kentucky, which also includes data for the city of Richmond. Final figures, superseding the preliminary data for Madison County, will be included in a Bulletin for the State of Kentucky to be issued in several months. Similar data will be made available this year in preliminary and final form for each of the counties and States. A single copy of the preliminary release for Madison County as well as an order blank for other area releases may be obtained by writing to the Bureau of the Census, Washington 25, D. C.

Table 1.—CENSUS OF BUSINESS PRELIMINARY RESULTS FOR 1948, BY TRADE GROUP

MADISON COUNTY, KY.

Trade group and kind of business	Number of establishments	1948 sales and receipts (Thousand dollars)	Active proprietors of unincorporated businesses Nov. 1948	Paid employees, workweek ended nearest Nov. 15, 1948	
				Total employees ¹	Full workweek employees
RETAIL TRADE, total.....	300	15,808	307	846	661
Food group.....	84	3,674	88	115	78
Eating and drinking places.....	36	592	40	104	88
General merchandise grp, general stores	37	1,984	35	122	60
Apparel group.....	20	1,297	21	89	57
Furniture-home furnishgs-appliance grp	20	1,033	22	38	36
Automotive group.....	17	2,521	16	122	119
Gasoline service stations.....	31	1,065	30	53	49
Lumber-building-hardware group.....	19	1,950	24	78	68
Drug and proprietary stores.....	7	674	7	66	57
All other retail stores.....	29	1,018	24	59	49
WHOLESALE TRADE.....	19	12,562	20	119	x
SELECTED SERVICE TRADES, ² total.....	73	1,015	81	274	263
Personal services.....	48	839	52	248	239
All other service trades.....	25	176	29	26	24
TOURIST COURTS AND CAMPS.....	7	25	7	7	4

x Not available.

¹/ Includes employees paid for less than the full workweek.

²/ See General Description on last page for changes from the 1939 Census of Business in the coverage of Service Trades.

Table 2.—CENSUS OF BUSINESS PRELIMINARY RESULTS FOR 1948 FOR CITIES OF 2,500 INHABITANTS OR MORE

MADISON COUNTY, KY.

(Data omitted for trade groups where necessary to avoid disclosure)

City and trade group ¹	Number of establishments	1948 sales and receipts (Thousand dollars)	Active proprietors of unincorporated businesses Nov. 1948	Paid employees, workweek ended nearest Nov. 15, 1948	
				Total employees ²	Full workweek employees
Richmond:					
Retail trade.....	161	11,676	162	654	492
Selected service trades....	50	723	55	185	178
Remainder of county:					
Retail trade.....	139	4,132	145	192	169
Selected service trades....	23	292	26	89	85

1/ See General Description on this page for changes from the 1939 Census of Business in the coverage of Service Trades.

2/ Includes employees paid for less than the full workweek.

GENERAL DESCRIPTION OF PRELIMINARY RELEASES FOR THE 1948 CENSUS OF BUSINESS

This series of releases, of which one is planned for each county in the United States, presents preliminary results of the 1948 Census of Business. The information is based on reports submitted by business establishments for that Census. The figures shown are preliminary, and are subject to revision in the final Census publications, but the changes are expected to be relatively minor with respect to coverage. The final Census figures will be issued in a series of Business Census bulletins which will show additional detailed kind-of-business information for all places where there are a sufficient number of establishments.

The 1948 Census of Business was taken under the provision of the Act of June 19, 1948, which provides that the Business Census be taken for 1948 and for each fifth year thereafter. Previous Business Censuses were taken for the years 1929, 1933, 1935, and 1939.

Scope of the Census.—The 1948 Census of Business covered all establishments in the following trades, as defined by the Standard Industrial Classification Manual, May 1949 issue, of the Executive Office of the President: all retail trades; all wholesale trades; all service trades in the following four groups—personal services, business services, automobile repairs and services, and miscellaneous repair services; hotels; tourist courts and camps; and amusements, including motion picture theaters. Some important services not covered are radio broadcasting and television, medical and health, legal, educational, nonprofit, accounting, and domestic services.

This coverage is similar to that of the 1939 Business Census. However, "custom trades" and "services incidental to transportation," which are no longer included in the standard classification of the service trades, are not covered by the 1948 Census. In a number of localities, these exclusions as well as other changes in the standard classification may have

a considerable effect in comparing 1948 with 1939 data, particularly with respect to establishment count.

Establishment definition.—For Census purposes, a business establishment is defined to include only enterprises conducted from a recognizable place of business, provided that the annual sales were in excess of \$5,000 for a wholesale trade establishment and \$500 for establishments in other trades. A detailed analysis of coverage will be provided in future Census of Business publications.

"Number of establishments" is the number of separate business locations, rather than the number of business companies or organizations, since the Census figures represent information reported separately for each business location or establishment. The establishment count reflects the number of places in business at the end of 1948 excluding administrative and executive offices of multiunit organizations, and "chain store" warehouses.

Sales and receipts.—"1948 sales and receipts" represents sales of merchandise and receipts from repairs and other services to customers. The figures reflect deductions for returned goods and allowances, but not for trade-in allowances; they exclude sales and excise taxes collected from customers and paid directly to any taxing agency.

Proprietors.—"Active proprietors..." represents owners and partners of unincorporated businesses who devoted the major portion of their time to the business in November 1948.

Employment.—"Number of paid employees..." represents all employees on the pay roll for the pay period ending nearest November 15, 1948. "Full workweek" employees, whether regular or seasonal, are those who in the November 15 pay period were paid for working at least the number of hours typically worked in a week by employees of the reporting establishment.

1948 CENSUS OF BUSINESS

RETAIL, WHOLESALE, SERVICE TRADES

U. S. DEPARTMENT OF COMMERCE
BUREAU OF THE CENSUS

PRELIMINARY

For Release April 13, 1950

Release Series BC-1P-16-077

MAGOFFIN COUNTY, KY.

Retail and service establishments located in Magoffin County, Kentucky, showed a substantial expansion in dollar volume of trade from 1939 to 1948 according to preliminary figures from the 1948 Census of Business released today by the Bureau of the Census, U. S. Department of Commerce.

Retail sales in the county during 1948 aggregated \$1.8 million, an increase of 200 percent over the \$0.6 million in 1939, when the preceding Census of Business was taken. The service trades included in the Census of Business recorded receipts totaling \$149,000 in 1948 compared with \$27,000 in 1939.

Employment in the county also rose over the 9-year period between 1939 and 1948 for the above trades. Establishments in these trades reported a combined total of 51 paid employees for the workweek ended nearest November 15, 1948. This compared with a total of 35 employees reported for the week of November 15, 1939.

These preliminary figures have been derived from a Census report on Magoffin County, Kentucky. Final figures, superseding the preliminary data for Magoffin County, will be included in a Bulletin for the State of Kentucky to be issued in several months. Similar data will be made available this year in preliminary and final form for each of the counties and States. A single copy of the preliminary release for Magoffin County as well as an order blank for other area releases may be obtained by writing to the Bureau of the Census, Washington 25, D. C.

Table 1.—CENSUS OF BUSINESS PRELIMINARY RESULTS FOR 1948, BY TRADE GROUP
MAGOFFIN COUNTY, KY.

Trade group and kind of business	Number of establishments	1948 sales and receipts (Thousand dollars)	Active proprietors of unincorporated businesses Nov. 1948	Paid employees, workweek ended nearest Nov. 15, 1948	
				Total employees ¹	Full workweek employees
RETAIL TRADE, total.....	139	1,793	136	41	37
Food group.....	104	672	102	2	2
All other retail stores.....	35	1,121	34	39	35
SELECTED SERVICE TRADES ² /.....	14	149	19	10	10

¹/ Includes employees paid for less than the full workweek.

²/ See General Description on last page for changes from the 1939 Census of Business in the coverage of Service Trades.

GENERAL DESCRIPTION OF PRELIMINARY RELEASES FOR THE 1948 CENSUS OF BUSINESS

This series of releases, of which one is planned for each county in the United States, presents preliminary results of the 1948 Census of Business. The information is based on reports submitted by business establishments for that Census. The figures shown are preliminary, and are subject to revision in the final Census publications, but the changes are expected to be relatively minor with respect to coverage. The final Census figures will be issued in a series of Business Census bulletins which will show additional detailed kind-of-business information for all places where there are a sufficient number of establishments.

The 1948 Census of Business was taken under the provision of the Act of June 19, 1948, which provides that the Business Census be taken for 1948 and for each fifth year thereafter. Previous Business Censuses were taken for the years 1929, 1933, 1935, and 1939.

Scope of the Census.—The 1948 Census of Business covered all establishments in the following trades, as defined by the Standard Industrial Classification Manual, May 1949 issue, of the Executive Office of the President: all retail trades; all wholesale trades; all service trades in the following four groups—personal services, business services, automobile repairs and services, and miscellaneous repair services; hotels; tourist courts and camps; and amusements, including motion picture theaters. Some important services not covered are radio broadcasting and television, medical and health, legal, educational, nonprofit, accounting, and domestic services.

This coverage is similar to that of the 1939 Business Census. However, "custom trades" and "services incidental to transportation," which are no longer included in the standard classification of the service trades, are not covered by the 1948 Census. In a number of localities, these exclusions as well as other changes in the standard classification may have a considerable effect in comparing

1948 with 1939 data, particularly with respect to establishment count.

Establishment definition.—For Census purposes, a business establishment is defined to include only enterprises conducted from a recognizable place of business, provided that the annual sales were in excess of \$5,000 for a wholesale trade establishment and \$500 for establishments in other trades. A detailed analysis of coverage will be provided in future Census of Business publications.

"Number of establishments" is the number of separate business locations, rather than the number of business companies or organizations, since the Census figures represent information reported separately for each business location or establishment. The establishment count reflects the number of places in business at the end of 1948 excluding administrative and executive offices of multiunit organizations, and "chain store" warehouses.

Sales and receipts.—"1948 sales and receipts" represents sales of merchandise and receipts from repairs and other services to customers. The figures reflect deductions for returned goods and allowances, but not for trade-in allowances; they exclude sales and excise taxes collected from customers and paid directly to any taxing agency.

Proprietors.—"Active proprietors..." represents owners and partners of unincorporated businesses who devoted the major portion of their time to the business in November 1948.

Employment.—"Number of paid employees..." represents all employees on the pay roll for the pay period ending nearest November 15, 1948. "Full workweek" employees, whether regular or seasonal, are those who in the November 15 pay period were paid for working at least the number of hours typically worked in a week by employees of the reporting establishment.

1948 CENSUS OF BUSINESS

RETAIL, WHOLESALE, SERVICE TRADES

U. S. DEPARTMENT OF COMMERCE
BUREAU OF THE CENSUS

PRELIMINARY

For Release April 13, 1950

Release Series BC-1P-16-078

MARION COUNTY, KY.

Retail, wholesale, and service establishments located in Marion County, Kentucky, showed a substantial expansion in dollar volume of trade from 1939 to 1948 according to preliminary figures from the 1948 Census of Business released today by the Bureau of the Census, U. S. Department of Commerce.

Retail sales in the county during 1948 aggregated \$9.0 million, an increase of 309 percent over the \$2.2 million in 1939, when the preceding Census of Business was taken. Wholesale sales in the county reached a total of \$7.7 million in 1948 as compared with \$2.1 million in 1939. The service trades included in the Census of Business recorded receipts totaling \$281,000 in 1948 compared with \$151,000 in 1939.

Employment in the county also rose over the 9-year period between 1939 and 1948 for the above trades. Establishments in these trades reported a combined total of 543 paid employees for the workweek ended nearest November 15, 1948. This compared with a total of 290 employees reported for the week of November 15, 1939.

These preliminary figures have been derived from a Census report on Marion County, Kentucky, which also includes data for the city of Lebanon. Final figures, superseding the preliminary data for Marion County, will be included in a Bulletin for the State of Kentucky to be issued in several months. Similar data will be made available this year in preliminary and final form for each of the counties and States. A single copy of the preliminary release for Marion County as well as an order blank for other area releases may be obtained by writing to the Bureau of the Census, Washington 25, D. C.

Table 1.—CENSUS OF BUSINESS PRELIMINARY RESULTS FOR 1948, BY TRADE GROUP
MARION COUNTY, KY.

Trade group and kind of business	Number of establishments	1948 sales and receipts (Thousand dollars)	Active proprietors of unincorporated businesses Nov. 1948	Paid employees, workweek ended nearest Nov. 15, 1948	
				Total employees ¹	Full workweek employees
RETAIL TRADE, total.....	172	9,005	198	376	279
Food group.....	39	1,446	44	44	33
Eating and drinking places.....	25	579	31	53	36
General merchandise grp, general stores.	32	1,506	35	97	62
Apparel group.....	5	144	6	4	3
Furniture-home furnishgs-appliance grp.	6	415	9	15	9
Automotive group.....	12	1,455	13	59	56
Gasoline service stations.....	15	246	15	16	9
Lumber-building-hardware group.....	8	1,058	15	39	36
All other retail stores.....	30	2,156	30	49	35
WHOLESALE TRADE.....	11	7,651	10	118	x
SELECTED SERVICE TRADES, ² /total.....	46	281	52	49	47
Personal services.....	24	139	28	39	37
All other service trades.....	22	142	24	10	10
AMUSEMENTS.....	8	124	10	18	x

x Not available.

¹/ Includes employees paid for less than the full workweek.

²/ See General Description on last page for changes from the 1939 Census of Business in the coverage of Service Trades.

Table 2.—CENSUS OF BUSINESS PRELIMINARY RESULTS FOR 1948 FOR CITIES OF 2,500 INHABITANTS OR MORE
MARION COUNTY, KY.

(Data omitted for trade groups where necessary to avoid disclosure)

City and trade group ¹	Number of establishments	1948 sales and receipts (Thousand dollars)	Active proprietors of unincorporated businesses Nov. 1948	Paid employees, workweek ended nearest Nov. 15, 1948	
				Total employees ²	Full workweek employees
Lebanon:					
Retail trade.....	110	7,429	125	332	248
Selected service trades....	28	201	33	45	43
Remainder of county:					
Retail trade.....	62	1,576	73	44	31
Selected service trades....	18	80	19	4	4

1/ See General Description on this page for changes from the 1939 Census of Business in the coverage of Service Trades.

2/ Includes employees paid for less than the full workweek.

GENERAL DESCRIPTION OF PRELIMINARY RELEASES FOR THE 1948 CENSUS OF BUSINESS

This series of releases, of which one is planned for each county in the United States, presents preliminary results of the 1948 Census of Business. The information is based on reports submitted by business establishments for that Census. The figures shown are preliminary, and are subject to revision in the final Census publications, but the changes are expected to be relatively minor with respect to coverage. The final Census figures will be issued in a series of Business Census bulletins which will show additional detailed kind-of-business information for all places where there are a sufficient number of establishments.

The 1948 Census of Business was taken under the provision of the Act of June 19, 1948, which provides that the Business Census be taken for 1948 and for each fifth year thereafter. Previous Business Censuses were taken for the years 1929, 1933, 1935, and 1939.

Scope of the Census.—The 1948 Census of Business covered all establishments in the following trades, as defined by the Standard Industrial Classification Manual, May 1949 issue, of the Executive Office of the President: all retail trades; all wholesale trades; all service trades in the following four groups—personal services, business services, automobile repairs and services, and miscellaneous repair services; hotels; tourist courts and camps; and amusements, including motion picture theaters. Some important services not covered are radio broadcasting and television, medical and health, legal, educational, nonprofit, accounting, and domestic services.

This coverage is similar to that of the 1939 Business Census. However, "custom trades" and "services incidental to transportation," which are no longer included in the standard classification of the service trades, are not covered by the 1948 Census. In a number of localities, these exclusions as well as other changes in the standard classification may have

a considerable effect in comparing 1948 with 1939 data, particularly with respect to establishment count.

Establishment definition.—For Census purposes, a business establishment is defined to include only enterprises conducted from a recognizable place of business, provided that the annual sales were in excess of \$5,000 for a wholesale trade establishment and \$500 for establishments in other trades. A detailed analysis of coverage will be provided in future Census of Business publications.

"Number of establishments" is the number of separate business locations, rather than the number of business companies or organizations, since the Census figures represent information reported separately for each business location or establishment. The establishment count reflects the number of places in business at the end of 1948 excluding administrative and executive offices of multiunit organizations, and "chain store" warehouses.

Sales and receipts.—"1948 sales and receipts" represents sales of merchandise and receipts from repairs and other services to customers. The figures reflect deductions for returned goods and allowances, but not for trade-in allowances; they exclude sales and excise taxes collected from customers and paid directly to any taxing agency.

Proprietors.—"Active proprietors..." represents owners and partners of unincorporated businesses who devoted the major portion of their time to the business in November 1948.

Employment.—"Number of paid employees..." represents all employees on the pay roll for the pay period ending nearest November 15, 1948. "Full workweek" employees, whether regular or seasonal, are those who in the November 15 pay period were paid for working at least the number of hours typically worked in a week by employees of the reporting establishment.

1948 CENSUS OF BUSINESS

RETAIL, WHOLESALE, SERVICE TRADES

U. S. DEPARTMENT OF COMMERCE
BUREAU OF THE CENSUS

PRELIMINARY

For Release April 17, 1950

Release Series BC-1P-16-079

MARSHALL COUNTY, KY.

Retail and service establishments located in Marshall County, Kentucky, showed a substantial expansion in dollar volume of trade from 1939 to 1948 according to preliminary figures from the 1948 Census of Business released today by the Bureau of the Census, U. S. Department of Commerce.

Retail sales in the county during 1948 aggregated \$4.9 million, an increase of 206 percent over the \$1.6 million in 1939, when the preceding Census of Business was taken. The service trades included in the Census of Business recorded receipts totaling \$204,000 in 1948 compared with \$61,000 in 1939.

Employment in the county also rose over the 9-year period between 1939 and 1948 for the above trades. Establishments in these trades reported a combined total of 226 paid employees for the workweek ended nearest November 15, 1948. This compared with a total of 174 employees reported for the week of November 15, 1939.

These preliminary figures have been derived from a Census report on Marshall County, Kentucky. Final figures, superseding the preliminary data for Marshall County, will be included in a Bulletin for the State of Kentucky to be issued in several months. Similar data will be made available this year in preliminary and final form for each of the counties and States. A single copy of the preliminary release for Marshall County as well as an order blank for other area releases may be obtained by writing to the Bureau of the Census, Washington 25, D. C.

Table 1.—CENSUS OF BUSINESS PRELIMINARY RESULTS FOR 1948, BY TRADE GROUP
MARSHALL COUNTY, KY.

Trade group and kind of business	Number of establishments	1948 sales and receipts (Thousand dollars)	Active proprietors of unincorporated businesses Nov. 1948	Paid employees, workweek ended nearest Nov. 15, 1948	
				Total employees ¹	Full workweek employees
RETAIL TRADE, total.....	173	4,886	186	207	153
Food group.....	84	1,300	86	25	17
Eating and drinking places.....	23	215	24	37	22
General merchandise grp, general stores	10	566	13	38	25
Furniture-home furnishgs-appliance grp	5	200	6	7	6
Automotive group.....	12	1,619	17	48	44
Gasoline service stations.....	20	330	22	19	11
All other retail stores.....	19	656	18	33	28
SELECTED SERVICE TRADES, ^{2/} total.....	29	204	33	19	17
Personal services.....	18	131	21	13	11
All other service trades.....	11	73	12	6	6
AMUSEMENTS.....	8	73	7	20	x

x Not available.

^{1/} Includes employees paid for less than the full workweek.

^{2/} See General Description on last page for changes from the 1939 Census of Business in the coverage of Service Trades.

GENERAL DESCRIPTION OF PRELIMINARY RELEASES FOR THE 1948 CENSUS OF BUSINESS

This series of releases, of which one is planned for each county in the United States, presents preliminary results of the 1948 Census of Business. The information is based on reports submitted by business establishments for that Census. The figures shown are preliminary, and are subject to revision in the final Census publications, but the changes are expected to be relatively minor with respect to coverage. The final Census figures will be issued in a series of Business Census bulletins which will show additional detailed kind-of-business information for all places where there are a sufficient number of establishments.

The 1948 Census of Business was taken under the provision of the Act of June 19, 1948, which provides that the Business Census be taken for 1948 and for each fifth year thereafter. Previous Business Censuses were taken for the years 1929, 1933, 1935, and 1939.

Scope of the Census.—The 1948 Census of Business covered all establishments in the following trades, as defined by the Standard Industrial Classification Manual, May 1949 issue, of the Executive Office of the President: all retail trades; all wholesale trades; all service trades in the following four groups—personal services, business services, automobile repairs and services, and miscellaneous repair services; hotels; tourist courts and camps; and amusements, including motion picture theaters. Some important services not covered are radio broadcasting and television, medical and health, legal, educational, nonprofit, accounting, and domestic services.

This coverage is similar to that of the 1939 Business Census. However, "custom trades" and "services incidental to transportation," which are no longer included in the standard classification of the service trades, are not covered by the 1948 Census. In a number of localities, these exclusions as well as other changes in the standard classification may have a considerable effect in comparing

1948 with 1939 data, particularly with respect to establishment count.

Establishment definition.—For Census purposes, a business establishment is defined to include only enterprises conducted from a recognizable place of business, provided that the annual sales were in excess of \$5,000 for a wholesale trade establishment and \$500 for establishments in other trades. A detailed analysis of coverage will be provided in future Census of Business publications.

"Number of establishments" is the number of separate business locations, rather than the number of business companies or organizations, since the Census figures represent information reported separately for each business location or establishment. The establishment count reflects the number of places in business at the end of 1948 excluding administrative and executive offices of multiunit organizations, and "chain store" warehouses.

Sales and receipts.—"1948 sales and receipts" represents sales of merchandise and receipts from repairs and other services to customers. The figures reflect deductions for returned goods and allowances, but not for trade-in allowances; they exclude sales and excise taxes collected from customers and paid directly to any taxing agency.

Proprietors.—"Active proprietors..." represents owners and partners of unincorporated businesses who devoted the major portion of their time to the business in November 1948.

Employment.—"Number of paid employees..." represents all employees on the pay roll for the pay period ending nearest November 15, 1948. "Full workweek" employees, whether regular or seasonal, are those who in the November 15 pay period were paid for working at least the number of hours typically worked in a week by employees of the reporting establishment.

1948 CENSUS OF BUSINESS

U. S. DEPARTMENT OF COMMERCE
BUREAU OF THE CENSUS

RETAIL, WHOLESALE, SERVICE TRADES

PRELIMINARY

For Release April 17, 1950

Release Series BC-1P-16-080

MARTIN COUNTY, KY.

Retail and service establishments located in Martin County, Kentucky, showed a substantial expansion in dollar volume of trade from 1939 to 1948 according to preliminary figures from the 1948 Census of Business released today by the Bureau of the Census, U. S. Department of Commerce.

Retail sales in the county during 1948 aggregated \$1.6 million, an increase of 300 percent over the \$0.4 million in 1939, when the preceding Census of Business was taken. The service trades included in the Census of Business recorded receipts totaling \$73,000 in 1948 compared with \$6,000 in 1939.

Employment in the county also rose over the 9-year period between 1939 and 1948 for the above trades. Establishments in these trades reported a combined total of 37 paid employees for the workweek ended nearest November 15, 1948. This compared with a total of 21 employees reported for the week of November 15, 1939.

These preliminary figures have been derived from a Census report on Martin County, Kentucky. Final figures, superseding the preliminary data for Martin County, will be included in a Bulletin for the State of Kentucky to be issued in several months. Similar data will be made available this year in preliminary and final form for each of the counties and States. A single copy of the preliminary release for Martin County as well as an order blank for other area releases may be obtained by writing to the Bureau of the Census, Washington 25, D. C.

Table 1.—CENSUS OF BUSINESS PRELIMINARY RESULTS FOR 1948, BY TRADE GROUP

MARTIN COUNTY, KY.

Trade group and kind of business	Number of establishments	1948 sales and receipts (Thousand dollars)	Active proprietors of unincorporated businesses Nov. 1948	Paid employees, workweek ended nearest Nov. 15, 1948	
				Total employees ¹	Full workweek employees
RETAIL TRADE, total.....	124	1,612	126	36	35
Food group.....	99	750	100	4	4
Gasoline service stations.....	5	98	6	3	3
All other retail stores.....	20	764	20	29	28
SELECTED SERVICE TRADES ^{2/}	11	73	14	1	1

^{1/} Includes employees paid for less than the full workweek.

^{2/} See General Description on last page for changes from the 1939 Census of Business in the coverage of Service Trades.

GENERAL DESCRIPTION OF PRELIMINARY RELEASES FOR THE 1948 CENSUS OF BUSINESS

This series of releases, of which one is planned for each county in the United States, presents preliminary results of the 1948 Census of Business. The information is based on reports submitted by business establishments for that Census. The figures shown are preliminary, and are subject to revision in the final Census publications, but the changes are expected to be relatively minor with respect to coverage. The final Census figures will be issued in a series of Business Census bulletins which will show additional detailed kind-of-business information for all places where there are a sufficient number of establishments.

The 1948 Census of Business was taken under the provision of the Act of June 19, 1948, which provides that the Business Census be taken for 1948 and for each fifth year thereafter. Previous Business Censuses were taken for the years 1929, 1933, 1935, and 1939.

Scope of the Census.—The 1948 Census of Business covered all establishments in the following trades, as defined by the Standard Industrial Classification Manual, May 1949 issue, of the Executive Office of the President: all retail trades; all wholesale trades; all service trades in the following four groups—personal services, business services, automobile repairs and services, and miscellaneous repair services; hotels; tourist courts and camps; and amusements, including motion picture theaters. Some important services not covered are radio broadcasting and television, medical and health, legal, educational, nonprofit, accounting, and domestic services.

This coverage is similar to that of the 1939 Business Census. However, "custom trades" and "services incidental to transportation," which are no longer included in the standard classification of the service trades, are not covered by the 1948 Census. In a number of localities, these exclusions as well as other changes in the standard classification may have a considerable effect in comparing

1948 with 1939 data, particularly with respect to establishment count.

Establishment definition.—For Census purposes, a business establishment is defined to include only enterprises conducted from a recognizable place of business, provided that the annual sales were in excess of \$5,000 for a wholesale trade establishment and \$500 for establishments in other trades. A detailed analysis of coverage will be provided in future Census of Business publications.

"Number of establishments" is the number of separate business locations, rather than the number of business companies or organizations, since the Census figures represent information reported separately for each business location or establishment. The establishment count reflects the number of places in business at the end of 1948 excluding administrative and executive offices of multiunit organizations, and "chain store" warehouses.

Sales and receipts.—"1948 sales and receipts" represents sales of merchandise and receipts from repairs and other services to customers. The figures reflect deductions for returned goods and allowances, but not for trade-in allowances; they exclude sales and excise taxes collected from customers and paid directly to any taxing agency.

Proprietors.—"Active proprietors..." represents owners and partners of unincorporated businesses who devoted the major portion of their time to the business in November 1948.

Employment.—"Number of paid employees..." represents all employees on the pay roll for the pay period ending nearest November 15, 1948. "Full workweek" employees, whether regular or seasonal, are those who in the November 15 pay period were paid for working at least the number of hours typically worked in a week by employees of the reporting establishment.

1948 CENSUS OF BUSINESS

RETAIL, WHOLESALE, SERVICE TRADES

U. S. DEPARTMENT OF COMMERCE
BUREAU OF THE CENSUS

PRELIMINARY

For Release April 19, 1950

Release Series BC-1P-16-081

MASON COUNTY, KY.

Retail, wholesale, and service establishments located in Mason County, Kentucky, showed a substantial expansion in dollar volume of trade from 1939 to 1948 according to preliminary figures from the 1948 Census of Business released today by the Bureau of the Census, U. S. Department of Commerce.

Retail sales in the county during 1948 aggregated \$16.2 million, an increase of 218 percent over the \$5.1 million in 1939, when the preceding Census of Business was taken. Wholesale sales in the county reached a total of \$26.8 million in 1948 as compared with \$9.2 million in 1939. The service trades included in the Census of Business recorded receipts totaling \$784,000 in 1948 compared with \$287,000 in 1939.

Employment in the county also rose over the 9-year period between 1939 and 1948 for the above trades. Establishments in these trades reported a combined total of 1,268 paid employees for the workweek ended nearest November 15, 1948. This compared with a total of 911 employees reported for the week of November 15, 1939.

These preliminary figures have been derived from a Census report on Mason County, Kentucky, which also includes data for the city of Maysville. Final figures, superseding the preliminary data for Mason County, will be included in a Bulletin for the State of Kentucky to be issued in several months. Similar data will be made available this year in preliminary and final form for each of the counties and States. A single copy of the preliminary release for Mason County as well as an order blank for other area releases may be obtained by writing to the Bureau of the Census, Washington 25, D. C.

Table 1.—CENSUS OF BUSINESS PRELIMINARY RESULTS FOR 1948, BY TRADE GROUP

MASON COUNTY, KY.

Trade group and kind of business	Number of establishments	1948 sales and receipts (Thousand dollars)	Active proprietors of unincorporated businesses Nov. 1948	Paid employees, workweek ended nearest Nov. 15, 1948	
				Total employees ¹	Full workweek employees
RETAIL TRADE, total.....	232	16,212	241	855	703
Food group.....	60	3,195	60	117	86
Eating and drinking places.....	49	1,165	57	173	135
General merchandise grp, general stores	16	2,755	11	189	146
Apparel group.....	17	1,504	15	75	61
Furniture-home furnishings-appliance grp	10	662	14	31	31
Automotive group.....	16	2,408	19	96	92
Gasoline service stations.....	17	339	20	18	15
Lumber-building-hardware group.....	15	1,043	18	37	35
Drug and proprietary stores.....	7	640	5	49	45
All other retail stores.....	25	2,501	22	70	57
WHOLESALE TRADE, total.....	36	26,821	49	268	x
Merchant wholesalers.....	18	5,095	17	101	x
Other types of wholesale.....	18	21,726	32	167	x
SELECTED SERVICE TRADES, ² /total.....	52	784	51	145	140
Personal services.....	38	560	35	124	119
All other service trades.....	14	224	16	21	21

x Not available.

¹/ Includes employees paid for less than the full workweek

²/ See General Description on last page for changes from the 1939 Census of Business in the coverage of Service Trades.

Table 2.—CENSUS OF BUSINESS PRELIMINARY RESULTS FOR 1948 FOR CITIES OF 2,500 INHABITANTS OR MORE

MASON COUNTY, KY.

(Data omitted for trade groups where necessary to avoid disclosure)

City and trade group	Number of establishments	1948 sales and receipts (Thousand dollars)	Active proprietors of unincorporated businesses Nov. 1948	Paid employees, workweek ended nearest Nov. 15, 1948	
				Total employees ¹	Full workweek employees
Maysville:					
Retail trade.....	164	14,800	164	812	674
Remainder of county:					
Retail trade.....	68	1,412	77	43	29

¹/ Includes employees paid for less than the full workweek.

GENERAL DESCRIPTION OF PRELIMINARY RELEASES FOR THE 1948 CENSUS OF BUSINESS

This series of releases, of which one is planned for each county in the United States, presents preliminary results of the 1948 Census of Business. The information is based on reports submitted by business establishments for that Census. The figures shown are preliminary, and are subject to revision in the final Census publications, but the changes are expected to be relatively minor with respect to coverage. The final Census figures will be issued in a series of Business Census bulletins which will show additional detailed kind-of-business information for all places where there are a sufficient number of establishments.

The 1948 Census of Business was taken under the provision of the Act of June 19, 1948, which provides that the Business Census be taken for 1948 and for each fifth year thereafter. Previous Business Censuses were taken for the years 1929, 1933, 1935, and 1939.

Scope of the Census.—The 1948 Census of Business covered all establishments in the following trades, as defined by the Standard Industrial Classification Manual, May 1949 issue, of the Executive Office of the President: all retail trades; all wholesale trades; all service trades in the following four groups—personal services, business services, automobile repairs and services, and miscellaneous repair services; hotels; tourist courts and camps; and amusements, including motion picture theaters. Some important services not covered are radio broadcasting and television, medical and health, legal, educational, nonprofit, accounting, and domestic services.

This coverage is similar to that of the 1939 Business Census. However, "custom trades" and "services incidental to transportation," which are no longer included in the standard classification of the service trades, are not covered by the 1948 Census. In a number of localities, these exclusions as well as

other changes in the standard classification may have a considerable effect in comparing 1948 with 1939 data, particularly with respect to establishment count.

Establishment definition.—For Census purposes, a business establishment is defined to include only enterprises conducted from a recognizable place of business, provided that the annual sales were in excess of \$5,000 for a wholesale trade establishment and \$500 for establishments in other trades. A detailed analysis of coverage will be provided in future Censuses of Business publications.

"Number of establishments" is the number of separate business locations, rather than the number of business companies or organizations, since the Census figures represent information reported separately for each business location or establishment. The establishment count reflects the number of places in business at the end of 1948 excluding administrative and executive offices of multiunit organizations, and "chain store" warehouses.

Sales and receipts.—"1948 sales and receipts" represents sales of merchandise and receipts from repairs and other services to customers. The figures reflect deductions for returned goods and allowances, but not for trade-in allowances; they exclude sales and excise taxes collected from customers and paid directly to any taxing agency.

Proprietors.—"Active proprietors..." represents owners and partners of unincorporated businesses who devoted the major portion of their time to the business in November 1948.

Employment.—"Number of paid employees..." represents all employees on the pay roll for the pay period ending nearest November 15, 1948. "Full workweek" employees, whether regular or seasonal, are those who in the November 15 pay period were paid for working at least the number of hours typically worked in a week by employees of the reporting establishment.

1948 CENSUS OF BUSINESS

RETAIL, WHOLESALE, SERVICE TRADES

U. S. DEPARTMENT OF COMMERCE
BUREAU OF THE CENSUS

PRELIMINARY

For Release April 17, 1950

Release Series BC-1P-16-082

MEADE COUNTY, KY.

Retail and service establishments located in Meade County, Kentucky, showed a substantial expansion in dollar volume of trade from 1939 to 1948 according to preliminary figures from the 1948 Census of Business released today by the Bureau of the Census, U. S. Department of Commerce.

Retail sales in the county during 1948 aggregated \$3.5 million, an increase of 289 percent over the \$0.9 million in 1939, when the preceding Census of Business was taken. The service trades included in the Census of Business recorded receipts totaling \$319,000 in 1948 compared with \$25,000 in 1939.

Employment in the county also rose over the 9-year period between 1939 and 1948 for the above trades. Establishments in these trades reported a combined total of 167 paid employees for the workweek ended nearest November 15, 1948. This compared with a total of 60 employees reported for the week of November 15, 1939.

These preliminary figures have been derived from a Census report on Meade County, Kentucky. Final figures, superseding the preliminary data for Meade County, will be included in a Bulletin for the State of Kentucky to be issued in several months. Similar data will be made available this year in preliminary and final form for each of the counties and States. A single copy of the preliminary release for Meade County as well as an order blank for other area releases may be obtained by writing to the Bureau of the Census, Washington 25, D. C.

Table 1.—CENSUS OF BUSINESS PRELIMINARY RESULTS FOR 1948, BY TRADE GROUP
MEADE COUNTY, KY.

Trade group and kind of business	Number of establishments	1948 sales and receipts (Thousand dollars)	Active proprietors of unincorporated businesses Nov. 1948	Paid employees, workweek ended nearest Nov. 15, 1948	
				Total employees ¹	Full workweek employees
RETAIL TRADE, total.....	94	3,498	98	97	82
Food group.....	32	618	31	6	4
Eating and drinking places.....	10	183	9	14	8
Gasoline service stations.....	14	283	17	7	5
All other retail stores.....	38	2,414	41	70	65
SELECTED SERVICE TRADES ^{2/}	23	319	27	70	57

^{1/} Includes employees paid for less than the full workweek.

^{2/} See General Description on last page for changes from the 1939 Census of Business in the coverage of Service Trades.

GENERAL DESCRIPTION OF PRELIMINARY RELEASES FOR THE 1948 CENSUS OF BUSINESS

This series of releases, of which one is planned for each county in the United States, presents preliminary results of the 1948 Census of Business. The information is based on reports submitted by business establishments for that Census. The figures shown are preliminary, and are subject to revision in the final Census publications, but the changes are expected to be relatively minor with respect to coverage. The final Census figures will be issued in a series of Business Census bulletins which will show additional detailed kind-of-business information for all places where there are a sufficient number of establishments.

The 1948 Census of Business was taken under the provision of the Act of June 19, 1948, which provides that the Business Census be taken for 1948 and for each fifth year thereafter. Previous Business Censuses were taken for the years 1929, 1933, 1935, and 1939.

Scope of the Census.—The 1948 Census of Business covered all establishments in the following trades, as defined by the Standard Industrial Classification Manual, May 1949 issue, of the Executive Office of the President: all retail trades; all wholesale trades; all service trades in the following four groups—personal services, business services, automobile repairs and services, and miscellaneous repair services; hotels; tourist courts and camps; and amusements, including motion picture theaters. Some important services not covered are radio broadcasting and television, medical and health, legal, educational, nonprofit, accounting, and domestic services.

This coverage is similar to that of the 1939 Business Census. However, "custom trades" and "services incidental to transportation," which are no longer included in the standard classification of the service trades, are not covered by the 1948 Census. In a number of localities, these exclusions, as well as other changes in the standard classification may have a considerable effect in comparing

1948 with 1939 data, particularly with respect to establishment count.

Establishment definition.—For Census purposes, a business establishment is defined to include only enterprises conducted from a recognizable place of business, provided that the annual sales were in excess of \$5,000 for a wholesale trade establishment and \$500 for establishments in other trades. A detailed analysis of coverage will be provided in future Census of Business publications.

"Number of establishments" is the number of separate business locations, rather than the number of business companies or organizations, since the Census figures represent information reported separately for each business location or establishment. The establishment count reflects the number of places in business at the end of 1948 excluding administrative and executive offices of multiunit organizations, and "chain store" warehouses.

Sales and receipts.—"1948 sales and receipts" represents sales of merchandise and receipts from repairs and other services to customers. The figures reflect deductions for returned goods and allowances, but not for trade-in allowances; they exclude sales and excise taxes collected from customers and paid directly to any taxing agency.

Proprietors.—"Active proprietors..." represents owners and partners of unincorporated businesses who devoted the major portion of their time to the business in November 1948.

Employment.—"Number of paid employees..." represents all employees on the pay roll for the pay period ending nearest November 15, 1948. "Full workweek" employees, whether regular or seasonal, are those who in the November 15 pay period were paid for working at least the number of hours typically worked in a week by employees of the reporting establishment.

1948 CENSUS OF BUSINESS

RETAIL, WHOLESALE, SERVICE TRADES

U. S. DEPARTMENT OF COMMERCE
BUREAU OF THE CENSUS

PRELIMINARY

For Release April 13, 1950

Release Series BC-1P-16-083

MENIFEE COUNTY, KY.

Retail establishments located in Menifee County, Kentucky, showed an expansion in dollar volume of trade from 1939 to 1948 according to preliminary figures from the 1948 Census of Business released today by the Bureau of the Census, U. S. Department of Commerce.

Retail sales in the county during 1948 aggregated \$587,000, an increase of 80 per cent over the \$326,000 in 1939, when the preceding Census of Business was taken.

Employment in the county also rose over the 9-year period between 1939 and 1948 for the above trade. Retail establishments reported a total of 26 paid employees for the workweek ended nearest November 15, 1948. This compared with a total of 8 employees reported for the week of November 15, 1939.

These preliminary figures have been derived from a Census report on Menifee County, Kentucky. Final figures, superseding the preliminary data for Menifee County, will be included in a Bulletin for the State of Kentucky to be issued in several months. Similar data will be made available this year in preliminary and final form for each of the counties and States. A single copy of the preliminary release for Menifee County as well as an order blank for other area releases may be obtained by writing to the Bureau of the Census, Washington 25, D. C.

Table 1.—CENSUS OF BUSINESS PRELIMINARY RESULTS FOR 1948, BY TRADE GROUP
MENIFEE COUNTY, KY.

Trade group and kind of business	Number of establishments	1948 sales and receipts (Thousand dollars)	Active proprietors of unincorporated businesses Nov. 1948	Paid employees, workweek ended nearest Nov. 15, 1948	
				Total employees ¹	Full workweek employees
RETAIL TRADE, total.....	23	587	27	26	18
Food group.....	8	239	9	12	7
All other retail stores.....	15	348	18	14	11

¹ Includes employees paid for less than the full workweek.

GENERAL DESCRIPTION OF PRELIMINARY RELEASES FOR THE 1948 CENSUS OF BUSINESS

This series of releases, of which one is planned for each county in the United States, presents preliminary results of the 1948 Census of Business. The information is based on reports submitted by business establishments for that Census. The figures shown are preliminary, and are subject to revision in the final Census publications, but the changes are expected to be relatively minor with respect to coverage. The final Census figures will be issued in a series of Business Census bulletins which will show additional detailed kind-of-business information for all places where there are a sufficient number of establishments.

The 1948 Census of Business was taken under the provision of the Act of June 19, 1948, which provides that the Business Census be taken for 1948 and for each fifth year thereafter. Previous Business Censuses were taken for the years 1929, 1933, 1935, and 1939.

Scope of the Census.—The 1948 Census of Business covered all establishments in the following trades, as defined by the Standard Industrial Classification Manual, May 1949 issue, of the Executive Office of the President: all retail trades; all wholesale trades; all service trades in the following four groups—personal services, business services, automobile repairs and services, and miscellaneous repair services; hotels; tourist courts and camps; and amusements, including motion picture theaters. Some important services not covered are radio broadcasting and television, medical and health, legal, educational, nonprofit, accounting, and domestic services.

This coverage is similar to that of the 1939 Business Census. However, "custom trades" and "services incidental to transportation," which are no longer included in the standard classification of the service trades, are not covered by the 1948 Census. In a number of localities, these exclusions as well as other changes in the standard classification may have a considerable effect in comparing

1948 with 1939 data, particularly with respect to establishment count.

Establishment definition.—For Census purposes, a business establishment is defined to include only enterprises conducted from a recognizable place of business, provided that the annual sales were in excess of \$5,000 for a wholesale trade establishment and \$500 for establishments in other trades. A detailed analysis of coverage will be provided in future Census of Business publications.

"Number of establishments" is the number of separate business locations, rather than the number of business companies or organizations, since the Census figures represent information reported separately for each business location or establishment. The establishment count reflects the number of places in business at the end of 1948 excluding administrative and executive offices of multiunit organizations, and "chain store" warehouses.

Sales and receipts.—"1948 sales and receipts" represents sales of merchandise and receipts from repairs and other services to customers. The figures reflect deductions for returned goods and allowances, but not for trade-in allowances; they exclude sales and excise taxes collected from customers and paid directly to any taxing agency.

Proprietors.—"Active proprietors..." represents owners and partners of unincorporated businesses who devoted the major portion of their time to the business in November 1948.

Employment.—"Number of paid employees..." represents all employees on the pay roll for the pay period ending nearest November 15, 1948. "Full workweek" employees, whether regular or seasonal, are those who in the November 15 pay period were paid for working at least the number of hours typically worked in a week by employees of the reporting establishment.

1948 CENSUS OF BUSINESS

RETAIL, WHOLESALE, SERVICE TRADES

U. S. DEPARTMENT OF COMMERCE
BUREAU OF THE CENSUS

PRELIMINARY

For Release April 13, 1950

Release Series BC-1P-16-084

MERCER COUNTY, KY.

Retail, wholesale, and service establishments located in Mercer County, Kentucky, showed a substantial expansion in dollar volume of trade from 1939 to 1948 according to preliminary figures from the 1948 Census of Business released today by the Bureau of the Census, U. S. Department of Commerce.

Retail sales in the county during 1948 aggregated \$8.4 million, an increase of 223 percent over the \$2.6 million in 1939, when the preceding Census of Business was taken. Wholesale sales in the county reached a total of \$8.1 million in 1948 as compared with \$2.5 million in 1939. The service trades included in the Census of Business recorded receipts totaling \$292,000 in 1948 compared with \$124,000 in 1939.

Employment in the county also rose over the 9-year period between 1939 and 1948 for the above trades. Establishments in these trades reported a combined total of 516 paid employees for the workweek ended nearest November 15, 1948. This compared with a total of 387 employees reported for the week of November 15, 1939.

These preliminary figures have been derived from a Census report on Mercer County, Kentucky, which also includes data for the city of Harrodsburg. Final figures, superseding the preliminary data for Mercer County, will be included in a Bulletin for the State of Kentucky to be issued in several months. Similar data will be made available this year in preliminary and final form for each of the counties and States. A single copy of the preliminary release for Mercer County as well as an order blank for other area releases may be obtained by writing to the Bureau of the Census, Washington 25, D. C.

Table 1.—CENSUS OF BUSINESS PRELIMINARY RESULTS FOR 1948, BY TRADE GROUP

MERCER COUNTY, KY.

Trade group and kind of business	Number of establishments	1948 sales and receipts (Thousand dollars)	Active proprietors of unincorporated businesses Nov. 1948	Paid employees, workweek ended nearest Nov. 15, 1948	
				Total employees ¹	Full workweek employees
RETAIL TRADE, total.....	146	8,422	176	339	253
Food group.....	34	1,784	38	50	33
Eating and drinking places.....	11	255	14	37	32
Gasoline service stations.....	15	246	17	13	11
All other retail stores.....	86	6,137	107	239	177
WHOLESALE TRADE.....	15	8,107	10	126	x
SELECTED SERVICE TRADES, ² /total.....	30	292	35	51	49
Personal services.....	19	213	21	48	46
All other service trades.....	11	79	14	3	3

x Not available.

¹/ Includes employees paid for less than the full workweek.

²/ See General Description on last page for changes from the 1939 Census of Business in the coverage of Service Trades.

Table 2.—CENSUS OF BUSINESS PRELIMINARY RESULTS FOR 1948 FOR CITIES OF 2,500 INHABITANTS OR MORE

MERCER COUNTY, KY.

(Data omitted for trade groups where necessary to avoid disclosure)

City and trade group ¹	Number of establishments	1948 sales and receipts (Thousand dollars)	Active proprietors of unincorporated businesses Nov. 1948	Paid employees, workweek ended nearest Nov. 15, 1948	
				Total employees ²	Full workweek employees
Harrodsburg:					
Retail trade.....	92	7,146	116	292	239
Selected service trades.....	23	249	26	49	47
Remainder of county:					
Retail trade.....	54	1,276	60	47	14
Selected service trades.....	7	43	9	2	2

1/ See General Description on this page for changes from the 1939 Census of Business in the coverage of Service Trades.

2/ Includes employees paid for less than the full workweek.

GENERAL DESCRIPTION OF PRELIMINARY RELEASES FOR THE 1948 CENSUS OF BUSINESS

This series of releases, of which one is planned for each county in the United States, presents preliminary results of the 1948 Census of Business. The information is based on reports submitted by business establishments for that Census. The figures shown are preliminary, and are subject to revision in the final Census publications, but the changes are expected to be relatively minor with respect to coverage. The final Census figures will be issued in a series of Business Census bulletins which will show additional detailed kind-of-business information for all places where there are a sufficient number of establishments.

The 1948 Census of Business was taken under the provision of the Act of June 19, 1948, which provides that the Business Census be taken for 1948 and for each fifth year thereafter. Previous Business Censuses were taken for the years 1929, 1933, 1935, and 1939.

Scope of the Census.—The 1948 Census of Business covered all establishments in the following trades, as defined by the Standard Industrial Classification Manual, May 1949 issue, of the Executive Office of the President: all retail trades; all wholesale trades; all service trades in the following four groups—personal services, business services, automobile repairs and services, and miscellaneous repair services; hotels; tourist courts and camps; and amusements, including motion picture theaters. Some important services not covered are radio broadcasting and television, medical and health, legal, educational, nonprofit, accounting, and domestic services.

This coverage is similar to that of the 1939 Business Census. However, "custom trades" and "services incidental to transportation," which are no longer included in the standard classification of the service trades, are not covered by the 1948 Census. In a number of localities, these exclusions as well as other changes in the standard classification may have

a considerable effect in comparing 1948 with 1939 data, particularly with respect to establishment count.

Establishment definition.—For Census purposes, a business establishment is defined to include only enterprises conducted from a recognizable place of business, provided that the annual sales were in excess of \$5,000 for a wholesale trade establishment and \$500 for establishments in other trades. A detailed analysis of coverage will be provided in future Census of Business publications.

"Number of establishments" is the number of separate business locations, rather than the number of business companies or organizations, since the Census figures represent information reported separately for each business location or establishment. The establishment count reflects the number of places in business at the end of 1948 excluding administrative and executive offices of multiunit organizations, and "chain store" warehouses.

Sales and receipts.—"1948 sales and receipts" represents sales of merchandise and receipts from repairs and other services to customers. The figures reflect deductions for returned goods and allowances, but not for trade-in allowances; they exclude sales and excise taxes collected from customers and paid directly to any taxing agency.

Proprietors.—"Active proprietors..." represents owners and partners of unincorporated businesses who devoted the major portion of their time to the business in November 1948.

Employment.—"Number of paid employees..." represents all employees on the pay roll for the pay period ending nearest November 15, 1948. "Full workweek" employees, whether regular or seasonal, are those who in the November 15 pay period were paid for working at least the number of hours typically worked in a week by employees of the reporting establishment.

1948 CENSUS OF BUSINESS

RETAIL, WHOLESALE, SERVICE TRADES

U. S. DEPARTMENT OF COMMERCE
BUREAU OF THE CENSUS

PRELIMINARY

For Release April 13, 1950

Release Series BC-1P-16-085

METCALFE COUNTY, KY.

Retail and service establishments located in Metcalfe County, Kentucky, showed a substantial expansion in dollar volume of trade from 1939 to 1948 according to preliminary figures from the 1948 Census of Business released today by the Bureau of the Census, U. S. Department of Commerce.

Retail sales in the county during 1948 aggregated \$2.0 million, an increase of 300 percent over the \$0.5 million in 1939, when the preceding Census of Business was taken. The service trades included in the Census of Business recorded receipts totaling \$58,000 in 1948 compared with \$8,000 in 1939.

Employment in the county also rose over the 9-year period between 1939 and 1948 for the above trades. Establishments in these trades reported a combined total of 55 paid employees for the workweek ended nearest November 15, 1948. This compared with a total of 30 employees reported for the week of November 15, 1939.

These preliminary figures have been derived from a Census report on Metcalfe County, Kentucky. Final figures, superseding the preliminary data for Metcalfe County, will be included in a Bulletin for the State of Kentucky to be issued in several months. Similar data will be made available this year in preliminary and final form for each of the counties and States. A single copy of the preliminary release for Metcalfe County as well as an order blank for other area releases may be obtained by writing to the Bureau of the Census, Washington 25, D. C.

Table 1.—CENSUS OF BUSINESS PRELIMINARY RESULTS FOR 1948, BY TRADE GROUP

METCALFE COUNTY, KY.

Trade group and kind of business	Number of establishments	1948 sales and receipts (Thousand dollars)	Active proprietors of unincorporated businesses Nov. 1948	Paid employees, workweek ended nearest Nov. 15, 1948	
				Total employees ¹	Full workweek employees
RETAIL TRADE, total.....	100	1,998	110	45	33
Food group.....	31	239	32	1	1
Eating and drinking places.....	6	25	6	6	3
Gasoline service stations.....	7	116	8	3	1
All other retail stores.....	56	1,618	64	35	28
SELECTED SERVICE TRADES ^{2/}	15	58	15	10	5

^{1/} Includes employees paid for less than the full workweek.

^{2/} See General Description on last page for changes from the 1939 Census of Business in the coverage of Service Trades.

GENERAL DESCRIPTION OF PRELIMINARY RELEASES FOR THE 1948 CENSUS OF BUSINESS

This series of releases, of which one is planned for each county in the United States, presents preliminary results of the 1948 Census of Business. The information is based on reports submitted by business establishments for that Census. The figures shown are preliminary, and are subject to revision in the final Census publications, but the changes are expected to be relatively minor with respect to coverage. The final Census figures will be issued in a series of Business Census bulletins which will show additional detailed kind-of-business information for all places where there are a sufficient number of establishments.

The 1948 Census of Business was taken under the provision of the Act of June 19, 1948, which provides that the Business Census be taken for 1948 and for each fifth year thereafter. Previous Business Censuses were taken for the years 1929, 1933, 1935, and 1939.

Scope of the Census.—The 1948 Census of Business covered all establishments in the following trades, as defined by the Standard Industrial Classification Manual, May 1949 issue, of the Executive Office of the President: all retail trades; all wholesale trades; all service trades in the following four groups—personal services, business services, automobile repairs and services, and miscellaneous repair services; hotels; tourist courts and camps; and amusements, including motion picture theaters. Some important services not covered are radio broadcasting and television, medical and health, legal, educational, nonprofit, accounting, and domestic services.

This coverage is similar to that of the 1939 Business Census. However, "custom trades" and "services incidental to transportation," which are no longer included in the standard classification of the service trades, are not covered by the 1948 Census. In a number of localities, these exclusions as well as other changes in the standard classification may have a considerable effect in comparing

1948 with 1939 data, particularly with respect to establishment count.

Establishment definition.—For Census purposes, a business establishment is defined to include only enterprises conducted from a recognizable place of business, provided that the annual sales were in excess of \$5,000 for a wholesale trade establishment and \$500 for establishments in other trades. A detailed analysis of coverage will be provided in future Census of Business publications.

"Number of establishments" is the number of separate business locations, rather than the number of business companies or organizations, since the Census figures represent information reported separately for each business location or establishment. The establishment count reflects the number of places in business at the end of 1948 excluding administrative and executive offices of multiunit organizations, and "chain store" warehouses.

Sales and receipts.—"1948 sales and receipts" represents sales of merchandise and receipts from repairs and other services to customers. The figures reflect deductions for returned goods and allowances, but not for trade-in allowances; they exclude sales and excise taxes collected from customers and paid directly to any taxing agency.

Proprietors.—"Active proprietors..." represents owners and partners of unincorporated businesses who devoted the major portion of their time to the business in November 1948.

Employment.—"Number of paid employees..." represents all employees on the pay roll for the pay period ending nearest November 15, 1948. "Full workweek" employees, whether regular or seasonal, are those who in the November 15 pay period were paid for working at least the number of hours typically worked in a week by employees of the reporting establishment.

1948 CENSUS OF BUSINESS

RETAIL, WHOLESALE, SERVICE TRADES

U. S. DEPARTMENT OF COMMERCE
BUREAU OF THE CENSUS

PRELIMINARY

For Release April 19, 1950

Release Series BC-1P-16-086

MONROE COUNTY, KY.

Retail and service establishments located in Monroe County, Kentucky, showed a substantial expansion in dollar volume of trade from 1939 to 1948 according to preliminary figures from the 1948 Census of Business released today by the Bureau of the Census, U. S. Department of Commerce.

Retail sales in the county during 1948 aggregated \$4.3 million, an increase of 330 percent over the \$1.0 million in 1939, when the preceding Census of Business was taken. The service trades included in the Census of Business recorded receipts totaling \$128,000 in 1948 compared with \$50,000 in 1939. Wholesale sales in the county reached a total of \$812,000 in 1948. No comparable figures for 1939 are available.

Employment in the county also rose over the 9-year period between 1939 and 1948 for the retail and service trades. Establishments in these trades reported a combined total of 195 paid employees for the workweek ended nearest November 15, 1948. This compared with a total of 66 employees reported for the week of November 15, 1939. Wholesale trade establishments reported a total of 21 paid employees for the week of November 15, 1948.

These preliminary figures have been derived from a Census report on Monroe County, Kentucky. Final figures, superseding the preliminary data for Monroe County, will be included in a Bulletin for the State of Kentucky to be issued in several months. Similar data will be made available this year in preliminary and final form for each of the counties and States. A single copy of the preliminary release for Monroe County as well as an order blank for other area releases may be obtained by writing to the Bureau of the Census, Washington 25, D. C.

Table 1.—CENSUS OF BUSINESS PRELIMINARY RESULTS FOR 1948, BY TRADE GROUP

MONROE COUNTY, KY.

Trade group and kind of business	Number of establishments	1948 sales and receipts (Thousand dollars)	Active proprietors of unincorporated businesses Nov. 1948	Paid employees, workweek ended nearest Nov. 15, 1948	
				Total employees ¹	Full workweek employees
RETAIL TRADE, total.....	141	4,293	159	180	136
Food group.....	77	1,009	82	18	14
Eating and drinking places.....	10	91	10	26	10
Gasoline service stations.....	15	187	18	14	10
All other retail stores.....	39	3,006	49	122	102
WHOLESALE TRADE.....	9	812	11	21	x
SELECTED SERVICE TRADES, ² /total.....	32	128	35	15	11
Personal services.....	19	71	21	10	8
All other service trades.....	13	57	14	5	3

x Not available.

¹/ Includes employees paid for less than the full workweek.

²/ See General Description on last page for changes from the 1939 Census of Business in the coverage of Service Trades.

GENERAL DESCRIPTION OF PRELIMINARY RELEASES FOR THE 1948 CENSUS OF BUSINESS

This series of releases, of which one is planned for each county in the United States, presents preliminary results of the 1948 Census of Business. The information is based on reports submitted by business establishments for that Census. The figures shown are preliminary, and are subject to revision in the final Census publications, but the changes are expected to be relatively minor with respect to coverage. The final Census figures will be issued in a series of Business Census bulletins which will show additional detailed kind-of-business information for all places where there are a sufficient number of establishments.

The 1948 Census of Business was taken under the provision of the Act of June 19, 1948, which provides that the Business Census be taken for 1948 and for each fifth year thereafter. Previous Business Censuses were taken for the years 1929, 1933, 1935, and 1939.

Scope of the Census.—The 1948 Census of Business covered all establishments in the following trades, as defined by the Standard Industrial Classification Manual, May 1949 issue, of the Executive Office of the President: all retail trades; all wholesale trades; all service trades in the following four groups—personal services, business services, automobile repairs and services, and miscellaneous repair services; hotels; tourist courts and camps; and amusements, including motion picture theaters. Some important services not covered are radio broadcasting and television, medical and health, legal, educational, nonprofit, accounting, and domestic services.

This coverage is similar to that of the 1939 Business Census. However, "custom trades" and "services incidental to transportation," which are no longer included in the standard classification of the service trades, are not covered by the 1948 Census. In a number of localities, these exclusions as well as other changes in the standard classification may have a considerable effect in comparing

1948 with 1939 data, particularly with respect to establishment count.

Establishment definition.—For Census purposes, a business establishment is defined to include only enterprises conducted from a recognizable place of business, provided that the annual sales were in excess of \$5,000 for a wholesale trade establishment and \$500 for establishments in other trades. A detailed analysis of coverage will be provided in future Census of Business publications.

"Number of establishments" is the number of separate business locations, rather than the number of business companies or organizations, since the Census figures represent information reported separately for each business location or establishment. The establishment count reflects the number of places in business at the end of 1948 excluding administrative and executive offices of multiunit organizations, and "chain store" warehouses.

Sales and receipts.—"1948 sales and receipts" represents sales of merchandise and receipts from repairs and other services to customers. The figures reflect deductions for returned goods and allowances, but not for trade-in allowances; they exclude sales and excise taxes collected from customers and paid directly to any taxing agency.

Proprietors.—"Active proprietors..." represents owners and partners of unincorporated businesses who devoted the major portion of their time to the business in November 1948.

Employment.—"Number of paid employees..." represents all employees on the pay roll for the pay period ending nearest November 15, 1948. "Full workweek" employees, whether regular or seasonal, are those who in the November 15 pay period were paid for working at least the number of hours typically worked in a week by employees of the reporting establishment.

1948 CENSUS OF BUSINESS

RETAIL, WHOLESALE, SERVICE TRADES

U. S. DEPARTMENT OF COMMERCE
BUREAU OF THE CENSUS

PRELIMINARY

For Release May 3, 1950

Release Series BC-1P-16-087

MONTGOMERY COUNTY, KY.

Retail, wholesale, and service establishments located in Montgomery County, Kentucky, showed a substantial expansion in dollar volume of trade from 1939 to 1948 according to preliminary figures from the 1948 Census of Business released today by the Bureau of the Census, U. S. Department of Commerce.

Retail sales in the county during 1948 aggregated \$8.1 million, an increase of 212 percent over the \$2.6 million in 1939, when the preceding Census of Business was taken. Wholesale sales in the county reached a total of \$10.4 million in 1948 as compared with \$3.1 million in 1939. The service trades included in the Census of Business recorded receipts totaling \$381,000 in 1948 compared with \$156,000 in 1939.

Employment in the county also rose over the 9-year period between 1939 and 1948 for the above trades. Establishments in these trades reported a combined total of 677 paid employees for the workweek ended nearest November 15, 1948. This compared with a total of 442 employees reported for the week of November 15, 1939.

These preliminary figures have been derived from a Census report on Montgomery County, Kentucky, which also includes data for the city of Mount Sterling. Final figures, superseding the preliminary data for Montgomery County, will be included in a Bulletin for the State of Kentucky to be issued in several months. Similar data will be made available this year in preliminary and final form for each of the counties and States. A single copy of the preliminary release for Montgomery County as well as an order blank for other area releases may be obtained by writing to the Bureau of the Census, Washington 25, D. C.

Table 1.—CENSUS OF BUSINESS PRELIMINARY RESULTS FOR 1948, BY TRADE GROUP
MONTGOMERY COUNTY, KY.

Trade group and kind of business	Number of establishments	1948 sales and receipts (Thousand dollars)	Active proprietors of unincorporated businesses Nov. 1948	Paid employees, workweek ended nearest Nov. 15, 1948	
				Total employees ¹	Full workweek employees
RETAIL TRADE, total.....	134	8,098	146	444	329
Food group.....	39	2,193	45	81	60
Eating and drinking places.....	25	574	33	73	62
Gasoline service stations.....	11	329	13	9	7
All other retail stores.....	59	5,002	55	281	200
WHOLESALE TRADE.....	13	10,377	10	174	x
SELECTED SERVICE TRADES, ^{2/} total.....	37	381	44	59	57
Personal services.....	24	273	26	55	53
All other service trades.....	13	108	18	4	4

x Not available.

^{1/} Includes employees paid for less than the full workweek.

^{2/} See General Description on last page for changes from the 1939 Census of Business in the coverage of Service Trades.

Table 2.—CENSUS OF BUSINESS PRELIMINARY RESULTS FOR 1948 FOR CITIES OF 2,500 INHABITANTS OR MORE

MONTGOMERY COUNTY, KY.

(Data omitted for trade groups where necessary to avoid disclosure)

City and trade group	Number of establishments	1948 sales and receipts (Thousand dollars)	Active proprietors of unincorporated businesses Nov. 1948	Paid employees, workweek ended nearest Nov. 15, 1948	
				Total employees ¹	Full workweek employees
Mount Sterling:					
Retail trade.....	111	7,588	122	434	321
Remainder of county:					
Retail trade.....	23	510	24	10	8

^{1/} Includes employees paid for less than the full workweek.

GENERAL DESCRIPTION OF PRELIMINARY RELEASES FOR THE 1948 CENSUS OF BUSINESS

This series of releases, of which one is planned for each county in the United States, presents preliminary results of the 1948 Census of Business. The information is based on reports submitted by business establishments for that Census. The figures shown are preliminary, and are subject to revision in the final Census publications, but the changes are expected to be relatively minor with respect to coverage. The final Census figures will be issued in a series of Business Census bulletins which will show additional detailed kind-of-business information for all places where there are a sufficient number of establishments.

The 1948 Census of Business was taken under the provision of the Act of June 19, 1948, which provides that the Business Census be taken for 1948 and for each fifth year thereafter. Previous Business Censuses were taken for the years 1929, 1933, 1935, and 1939.

Scope of the Census.—The 1948 Census of Business covered all establishments in the following trades, as defined by the Standard Industrial Classification Manual, May 1949 issue, of the Executive Office of the President: all retail trades; all wholesale trades; all service trades in the following four groups—personal services, business services, automobile repairs and services, and miscellaneous repair services; hotels; tourist courts and camps; and amusements, including motion picture theaters. Some important services not covered are radio broadcasting and television, medical and health, legal, educational, nonprofit, accounting, and domestic services.

This coverage is similar to that of the 1939 Business Census. However, "custom trades" and "services incidental to transportation," which are no longer included in the standard classification of the service trades, are not covered by the 1948 Census. In a number of localities, these exclusions as well as

other changes in the standard classification may have a considerable effect in comparing 1948 with 1939 data, particularly with respect to establishment count.

Establishment definition.—For Census purposes, a business establishment is defined to include only enterprises conducted from a recognizable place of business, provided that the annual sales were in excess of \$5,000 for a wholesale trade establishment and \$500 for establishments in other trades. A detailed analysis of coverage will be provided in future Censuses of Business publications.

"Number of establishments" is the number of separate business locations, rather than the number of business companies or organizations, since the Census figures represent information reported separately for each business location or establishment. The establishment count reflects the number of places in business at the end of 1948 excluding administrative and executive offices of multiunit organizations, and "chain store" warehouses.

Sales and receipts.—"1948 sales and receipts" represents sales of merchandise and receipts from repairs and other services to customers. The figures reflect deductions for returned goods and allowances, but not for trade-in allowances; they exclude sales and excise taxes collected from customers and paid directly to any taxing agency.

Proprietors.—"Active proprietors..." represents owners and partners of unincorporated businesses who devoted the major portion of their time to the business in November 1948.

Employment.—"Number of paid employees..." represents all employees on the pay roll for the pay period ending nearest November 15, 1948. "Full workweek" employees, whether regular or seasonal, are those who in the November 15 pay period were paid for working at least the number of hours typically worked in a week by employees of the reporting establishment.

1948 CENSUS OF BUSINESS

RETAIL, WHOLESALE, SERVICE TRADES

U. S. DEPARTMENT OF COMMERCE
BUREAU OF THE CENSUS

PRELIMINARY

For Release May 4, 1950

Release Series BC-1P-16-088

MORGAN COUNTY, KY.

Retail and service establishments located in Morgan County, Kentucky, showed a substantial expansion in dollar volume of trade from 1939 to 1948 according to preliminary figures from the 1948 Census of Business released today by the Bureau of the Census, U. S. Department of Commerce.

Retail sales in the county during 1948 aggregated \$1.9 million, an increase of 138 percent over the \$0.8 million in 1939, when the preceding Census of Business was taken. The service trades included in the Census of Business recorded receipts totaling \$95,000 in 1948 compared with \$11,000 in 1939.

Employment in the county also rose over the 9-year period between 1939 and 1948 for the above trades. Establishments in these trades reported a combined total of 108 paid employees for the workweek ended nearest November 15, 1948. This compared with a total of 42 employees reported for the week of November 15, 1939.

These preliminary figures have been derived from a Census report on Morgan County, Kentucky. Final figures, superseding the preliminary data for Morgan County, will be included in a Bulletin for the State of Kentucky to be issued in several months. Similar data will be made available this year in preliminary and final form for each of the counties and States. A single copy of the preliminary release for Morgan County as well as an order blank for other area releases may be obtained by writing to the Bureau of the Census, Washington 25, D. C.

Table 1.—CENSUS OF BUSINESS PRELIMINARY RESULTS FOR 1948, BY TRADE GROUP
MORGAN COUNTY, KY.

Trade group and kind of business	Number of establishments	1948 sales and receipts (Thousand dollars)	Active proprietors of unincorporated businesses Nov. 1948	Paid employees, workweek ended nearest Nov. 15, 1948	
				Total employees ¹	Full workweek employees
RETAIL TRADE, total.....	66	1,939	67	92	80
Food group.....	34	551	31	13	10
Eating and drinking places.....	7	161	7	15	14
All other retail stores.....	25	1,227	29	64	56
SELECTED SERVICE TRADES ^{2/}	9	95	9	16	11

^{1/} Includes employees paid for less than the full workweek.

^{2/} See General Description on last page for changes from the 1939 Census of Business in the coverage of Service Trades.

GENERAL DESCRIPTION OF PRELIMINARY RELEASES FOR THE 1948 CENSUS OF BUSINESS

This series of releases, of which one is planned for each county in the United States, presents preliminary results of the 1948 Census of Business. The information is based on reports submitted by business establishments for that Census. The figures shown are preliminary, and are subject to revision in the final Census publications, but the changes are expected to be relatively minor with respect to coverage. The final Census figures will be issued in a series of Business Census bulletins which will show additional detailed kind-of-business information for all places where there are a sufficient number of establishments.

The 1948 Census of Business was taken under the provision of the Act of June 19, 1948, which provides that the Business Census be taken for 1948 and for each fifth year thereafter. Previous Business Censuses were taken for the years 1929, 1933, 1935, and 1939.

Scope of the Census.--The 1948 Census of Business covered all establishments in the following trades, as defined by the Standard Industrial Classification Manual, May 1949 issue, of the Executive Office of the President: all retail trades; all wholesale trades; all service trades in the following four groups--personal services, business services, automobile repairs and services, and miscellaneous repair services; hotels; tourist courts and camps; and amusements, including motion picture theaters. Some important services not covered are radio broadcasting and television, medical and health, legal, educational, nonprofit, accounting, and domestic services.

This coverage is similar to that of the 1939 Business Census. However, "custom trades" and "services incidental to transportation," which are no longer included in the standard classification of the service trades, are not covered by the 1948 Census. In a number of localities, these exclusions as well as other changes in the standard classification may have a considerable effect in comparing

1948 with 1939 data, particularly with respect to establishment count.

Establishment definition.--For Census purposes, a business establishment is defined to include only enterprises conducted from a recognizable place of business, provided that the annual sales were in excess of \$5,000 for a wholesale trade establishment and \$500 for establishments in other trades. A detailed analysis of coverage will be provided in future Census of Business publications.

"Number of establishments" is the number of separate business locations, rather than the number of business companies or organizations, since the Census figures represent information reported separately for each business location or establishment. The establishment count reflects the number of places in business at the end of 1948 excluding administrative and executive offices of multiunit organizations, and "chain store" warehouses.

Sales and receipts.--"1948 sales and receipts" represents sales of merchandise and receipts from repairs and other services to customers. The figures reflect deductions for returned goods and allowances, but not for trade-in allowances; they exclude sales and excise taxes collected from customers and paid directly to any taxing agency.

Proprietors.--"Active proprietors..." represents owners and partners of unincorporated businesses who devoted the major portion of their time to the business in November 1948.

Employment.--"Number of paid employees..." represents all employees on the pay roll for the pay period ending nearest November 15, 1948. "Full workweek" employees, whether regular or seasonal, are those who in the November 15 pay period were paid for working at least the number of hours typically worked in a week by employees of the reporting establishment.

1948 CENSUS OF BUSINESS

U. S. DEPARTMENT OF COMMERCE
BUREAU OF THE CENSUS

RETAIL, WHOLESALE, SERVICE TRADES

PRELIMINARY

For Release April 17, 1950

Release Series BC-1P-16-089

MUHLENBERG COUNTY, KY.

Retail, wholesale, and service establishments located in Muhlenberg County, Kentucky, showed a substantial expansion in dollar volume of trade from 1939 to 1948 according to preliminary figures from the 1948 Census of Business released today by the Bureau of the Census, U. S. Department of Commerce.

Retail sales in the county during 1948 aggregated \$14.8 million, an increase of 202 percent over the \$4.9 million in 1939, when the preceding Census of Business was taken. Wholesale sales in the county reached a total of \$6.4 million in 1948 as compared with \$2.0 million in 1939. The service trades included in the Census of Business recorded receipts totaling \$506,000 in 1948 compared with \$124,000 in 1939.

Employment in the county also rose over the 9-year period between 1939 and 1948 for the above trades. Establishments in these trades reported a combined total of 808 paid employees for the workweek ended nearest November 15, 1948. This compared with a total of 589 employees reported for the week of November 15, 1939.

These preliminary figures have been derived from a Census report on Muhlenberg County, Kentucky, which also includes data for Central City. Final figures, superseding the preliminary data for Muhlenberg County, will be included in a Bulletin for the State of Kentucky to be issued in several months. Similar data will be made available this year in preliminary and final form for each of the counties and States. A single copy of the preliminary release for Muhlenberg County as well as an order blank for other area releases may be obtained by writing to the Bureau of the Census, Washington 25, D. C.

Table 1.—CENSUS OF BUSINESS PRELIMINARY RESULTS FOR 1948, BY TRADE GROUP
MUHLENBERG COUNTY, KY.

Trade group and kind of business	Number of establishments	1948 sales and receipts (Thousand dollars)	Active proprietors of unincorporated businesses Nov. 1948	Paid employees, workweek ended nearest Nov. 15, 1948	
				Total employees ¹	Full workweek employees
RETAIL TRADE, total.....	387	14,772	382	626	493
Food group.....	194	4,883	191	111	82
Eating and drinking places.....	39	497	40	78	51
General merchandise grp, general stores.....	18	2,049	8	103	74
Apparel group.....	13	763	14	36	27
Furniture-home furnishgs-appliance grp.....	12	650	12	34	29
Automotive group.....	16	2,323	15	98	94
Gasoline service stations.....	46	979	46	39	29
Lumber-building-hardware group.....	21	1,543	30	65	60
Drug and proprietary stores.....	8	331	7	18	15
All other retail stores.....	20	754	19	44	32
WHOLESALE TRADE, total.....	20	6,408	15	103	x
Merchant wholesalers.....	12	4,384	11	78	x
Other types of wholesalers.....	8	2,024	4	25	x
SELECTED SERVICE TRADES, ² /total.....	60	506	61	79	68
Personal services.....	37	322	39	58	49
All other service trades.....	23	184	22	21	19

X Not available.

¹/ Includes employees paid for less than the full workweek.

²/ See General Description on last page for changes from the 1939 Census of Business in the coverage of Service Trades.

Table 2.—CENSUS OF BUSINESS PRELIMINARY RESULTS FOR 1948 FOR CITIES OF 2,500 INHABITANTS OR MORE

MUHLENBERG COUNTY, KY.

(Data omitted for trade groups where necessary to avoid disclosure)

City and trade group ¹	Number of establishments	1948 sales and receipts (Thousand dollars)	Active proprietors of unincorporated businesses Nov. 1948	Paid employees, workweek ended nearest Nov. 15, 1948	
				Total employees ²	Full workweek employees
Central City:					
Retail trade.....	108	5,701	114	292	220
Selected service trades....	24	195	27	36	32
Remainder of county:					
Retail trade.....	279	9,071	268	334	273
Selected service trades....	36	311	34	43	36

1/ See General Description on this page for changes from the 1939 Census of Business in the coverage of Service Trades.

2/ Includes employees paid for less than the full workweek.

GENERAL DESCRIPTION OF PRELIMINARY RELEASES FOR THE 1948 CENSUS OF BUSINESS

This series of releases, of which one is planned for each county in the United States, presents preliminary results of the 1948 Census of Business. The information is based on reports submitted by business establishments for that Census. The figures shown are preliminary, and are subject to revision in the final Census publications, but the changes are expected to be relatively minor with respect to coverage. The final Census figures will be issued in a series of Business Census bulletins which will show additional detailed kind-of-business information for all places where there are a sufficient number of establishments.

The 1948 Census of Business was taken under the provision of the Act of June 19, 1948, which provides that the Business Census be taken for 1948 and for each fifth year thereafter. Previous Business Censuses were taken for the years 1929, 1933, 1935, and 1939.

Scope of the Census.—The 1948 Census of Business covered all establishments in the following trades, as defined by the Standard Industrial Classification Manual, May 1949 issue, of the Executive Office of the President: all retail trades; all wholesale trades; all service trades in the following four groups—personal services, business services, automobile repairs and services, and miscellaneous repair services; hotels; tourist courts and camps; and amusements, including motion picture theaters. Some important services not covered are radio broadcasting and television, medical and health, legal, educational, nonprofit, accounting, and domestic services.

This coverage is similar to that of the 1939 Business Census. However, "custom trade" and "services incidental to transportation," which are no longer included in the standard classification of the service trades, are not covered by the 1948 Census. In a number of localities, these exclusions as well as other changes in the standard classification may have

a considerable effect in comparing 1948 with 1939 data, particularly with respect to establishment count.

Establishment definition.—For Census purposes, a business establishment is defined to include only enterprises conducted from a recognizable place of business, provided that the annual sales were in excess of \$5,000 for a wholesale trade establishment and \$500 for establishments in other trades. A detailed analysis of coverage will be provided in future Census of Business publications.

"Number of establishments" is the number of separate business locations, rather than the number of business companies or organizations, since the Census figures represent information reported separately for each business location or establishment. The establishment count reflects the number of places in business at the end of 1948 excluding administrative and executive offices of multiunit organizations, and "chain store" warehouses.

Sales and receipts.—"1948 sales and receipts" represents sales of merchandise and receipts from repairs and other services to customers. The figures reflect deductions for returned goods and allowances, but not for trade-in allowances; they exclude sales and excise taxes collected from customers and paid directly to any taxing agency.

Proprietors.—"Active proprietors..." represents owners and partners of unincorporated businesses who devoted the major portion of their time to the business in November 1948.

Employment.—"Number of paid employees..." represents all employees on the pay roll for the pay period ending nearest November 15, 1948. "Full workweek" employees, whether regular or seasonal, are those who in the November 15 pay period were paid for working at least the number of hours typically worked in a week by employees of the reporting establishment.

1948 CENSUS OF BUSINESS

RETAIL, WHOLESALE, SERVICE TRADES

U. S. DEPARTMENT OF COMMERCE
BUREAU OF THE CENSUS

PRELIMINARY

For Release April 17, 1950

Release Series BC-1P-16-090

NELSON COUNTY, KY.

Retail, wholesale, and service establishments located in Nelson County, Kentucky, showed a substantial expansion in dollar volume of trade from 1939 to 1948 according to preliminary figures from the 1948 Census of Business released today by the Bureau of the Census, U. S. Department of Commerce.

Retail sales in the county during 1948 aggregated \$9.7 million, an increase of 304 percent over the \$2.4 million in 1939, when the preceding Census of Business was taken. Wholesale sales in the county reached a total of \$6.8 million in 1948 as compared with \$1.6 million in 1939. The service trades included in the Census of Business recorded receipts totaling \$518,000 in 1948 compared with \$80,000 in 1939.

Employment in the county also rose over the 9-year period between 1939 and 1948 for the above trades. Establishments in these trades reported a combined total of 574 paid employees for the workweek ended nearest November 15, 1948. This compared with a total of 332 employees reported for the week of November 15, 1939.

These preliminary figures have been derived from a Census report on Nelson County, Kentucky, which also includes data for the city of Bardstown. Final figures, superseding the preliminary data for Nelson County, will be included in a Bulletin for the State of Kentucky to be issued in several months. Similar data will be made available this year in preliminary and final form for each of the counties and States. A single copy of the preliminary release for Nelson County as well as an order blank for other area releases may be obtained by writing to the Bureau of the Census, Washington 25, D. C.

Table 1.—CENSUS OF BUSINESS PRELIMINARY RESULTS FOR 1948, BY TRADE GROUP
NELSON COUNTY, KY.

Trade group and kind of business	Number of establishments	1948 sales and receipts (Thousand dollars)	Active proprietors of unincorporated businesses Nov. 1948	Paid employees, workweek ended nearest Nov. 15, 1948	
				Total employees ¹	Full workweek employees
RETAIL TRADE, total.....	183	9,713	200	403	309
Food group.....	41	1,684	49	67	39
Eating and drinking places.....	31	476	34	65	46
General merchandise grp, general stores.....	28	1,190	29	41	27
Apparel group.....	6	409	7	12	12
Furniture-home furnishings-appliance grp.....	11	453	11	21	18
Automotive group.....	9	1,388	7	66	64
Gasoline service stations.....	22	518	23	28	20
Lumber-building-hardware group.....	8	1,625	13	54	47
Drug and proprietary stores.....	5	328	4	24	12
All other retail stores.....	22	1,642	23	25	24
WHOLESALE TRADE.....	10	6,826	8	103	x
SELECTED SERVICE TRADES, ^{2/} total.....	45	518	53	68	57
Personal services.....	25	231	29	44	36
All other service trades.....	20	287	24	24	21

x Not available.

^{1/} Includes employees paid for less than the full workweek.

^{2/} See General Description on last page for changes from the 1939 Census of Business in the coverage of Service Trades.

Table 2.—CENSUS OF BUSINESS PRELIMINARY RESULTS FOR 1948 FOR CITIES OF 2,500 INHABITANTS OR MORE

NELSON COUNTY, KY.

(Data omitted for trade groups where necessary to avoid disclosure)

City and trade group ¹	Number of establishments	1948 sales and receipts (Thousand dollars)	Active proprietors of unincorporated businesses Nov. 1948	Paid employees, workweek ended nearest Nov. 15, 1948	
				Total employees ²	Full workweek employees
Bardstown:					
Retail trade.....	75	6,146	84	300	239
Selected service trades....	15	275	19	51	43
Remainder of county:					
Retail trade.....	108	3,567	116	103	70
Selected service trades...	30	243	34	17	14

1/ See General Description on this page for changes from the 1939 Census of Business in the coverage of Service Trades.

2/ Includes employees paid for less than the full workweek.

GENERAL DESCRIPTION OF PRELIMINARY RELEASES FOR THE 1948 CENSUS OF BUSINESS

This series of releases, of which one is planned for each county in the United States, presents preliminary results of the 1948 Census of Business. The information is based on reports submitted by business establishments for that Census. The figures shown are preliminary, and are subject to revision in the final Census publications, but the changes are expected to be relatively minor with respect to coverage. The final Census figures will be issued in a series of Business Census bulletins which will show additional detailed kind-of-business information for all places where there are a sufficient number of establishments.

The 1948 Census of Business was taken under the provision of the Act of June 19, 1948, which provides that the Business Census be taken for 1948 and for each fifth year thereafter. Previous Business Censuses were taken for the years 1929, 1933, 1935, and 1939.

Scope of the Census.—The 1948 Census of Business covered all establishments in the following trades, as defined by the Standard Industrial Classification Manual, May 1949 issue, of the Executive Office of the President: all retail trades; all wholesale trades; all service trades in the following four groups—personal services, business services, automobile repairs and services, and miscellaneous repair services; hotels; tourist courts and camps; and amusements, including motion picture theaters. Some important services not covered are radio broadcasting and television, medical and health, legal, educational, nonprofit, accounting, and domestic services.

This coverage is similar to that of the 1939 Business Census. However, "custom trades" and "services incidental to transportation," which are no longer included in the standard classification of the service trades, are not covered by the 1948 Census. In a number of localities, these exclusions as well as other changes in the standard classification may have

a considerable effect in comparing 1948 with 1939 data, particularly with respect to establishment count.

Establishment definition.—For Census purposes, a business establishment is defined to include only enterprises conducted from a recognizable place of business, provided that the annual sales were in excess of \$5,000 for a wholesale trade establishment and \$500 for establishments in other trades. A detailed analysis of coverage will be provided in future Census of Business publications.

"Number of establishments" is the number of separate business locations, rather than the number of business companies or organizations, since the Census figures represent information reported separately for each business location or establishment. The establishment count reflects the number of places in business at the end of 1948 excluding administrative and executive offices of multiunit organizations, and "chain store" warehouses.

Sales and receipts.—"1948 sales and receipts" represents sales of merchandise and receipts from repairs and other services to customers. The figures reflect deductions for returned goods and allowances, but not for trade-in allowances; they exclude sales and excise taxes collected from customers and paid directly to any taxing agency.

Proprietors.—"Active proprietors..." represents owners and partners of unincorporated businesses who devoted the major portion of their time to the business in November 1948.

Employment.—"Number of paid employees..." represents all employees on the pay roll for the pay period ending nearest November 15, 1948. "Full workweek" employees, whether regular or seasonal, are those who in the November 15 pay period were paid for working at least the number of hours typically worked in a week by employees of the reporting establishment.

1948 CENSUS OF BUSINESS

RETAIL, WHOLESALE, SERVICE TRADES

U. S. DEPARTMENT OF COMMERCE
BUREAU OF THE CENSUS

PRELIMINARY

For Release May 8, 1950

Release Series BC-1P-16-091

NICHOLAS COUNTY, KY.

Retail and service establishments located in Nicholas County, Kentucky, showed a substantial expansion in dollar volume of trade from 1939 to 1948 according to preliminary figures from the 1948 Census of Business released today by the Bureau of the Census, U. S. Department of Commerce.

Retail sales in the county during 1948 aggregated \$2.9 million, an increase of 164 percent over the \$1.1 million in 1939, when the preceding Census of Business was taken. The service trades included in the Census of Business recorded receipts totaling \$62,000 in 1948 compared with \$51,000 in 1939.

Employment in the county also rose over the 9-year period between 1939 and 1948 for the above trades. Establishments in these trades reported a combined total of 144 paid employees for the workweek ended nearest November 15, 1948. This compared with a total of 130 employees reported for the week of November 15, 1939.

These preliminary figures have been derived from a Census report on Nicholas County, Kentucky. Final figures, superseding the preliminary data for Nicholas County, will be included in a Bulletin for the State of Kentucky to be issued in several months. Similar data will be made available this year in preliminary and final form for each of the counties and States. A single copy of the preliminary release for Nicholas County as well as an order blank for other area releases may be obtained by writing to the Bureau of the Census, Washington 25, D. C.

Table 1.—CENSUS OF BUSINESS PRELIMINARY RESULTS FOR 1948, BY TRADE GROUP
NICHOLAS COUNTY, KY.

Trade group and kind of business	Number of establishments	1948 sales and receipts (Thousand dollars)	Active proprietors of unincorporated businesses Nov. 1948	Paid employees, workweek ended nearest Nov. 15, 1948	
				Total employees ¹	Full workweek employees
RETAIL TRADE, total.....	68	2,903	63	137	117
Food group.....	24	939	26	22	15
Eating and drinking places.....	8	107	7	19	18
Gasoline service stations.....	8	127	7	9	8
All other retail stores.....	28	1,730	23	87	76
SELECTED SERVICE TRADES ^{2/}	14	62	12	7	7

^{1/} Includes employees paid for less than the full workweek.

^{2/} See General Description on last page for changes from the 1939 Census of Business in the coverage of Service Trades.

GENERAL DESCRIPTION OF PRELIMINARY RELEASES FOR THE 1948 CENSUS OF BUSINESS

This series of releases, of which one is planned for each county in the United States, presents preliminary results of the 1948 Census of Business. The information is based on reports submitted by business establishments for that Census. The figures shown are preliminary, and are subject to revision in the final Census publications, but the changes are expected to be relatively minor with respect to coverage. The final Census figures will be issued in a series of Business Census bulletins which will show additional detailed kind-of-business information for all places where there are a sufficient number of establishments.

The 1948 Census of Business was taken under the provision of the Act of June 19, 1948, which provides that the Business Census be taken for 1948 and for each fifth year thereafter. Previous Business Censuses were taken for the years 1929, 1933, 1935, and 1939.

Scope of the Census.—The 1948 Census of Business covered all establishments in the following trades, as defined by the Standard Industrial Classification Manual, May 1949 issue, of the Executive Office of the President: all retail trades; all wholesale trades; all service trades in the following four groups—personal services, business services, automobile repairs and services, and miscellaneous repair services; hotels; tourist courts and camps; and amusements, including motion picture theaters. Some important services not covered are radio broadcasting and television, medical and health, legal, educational, nonprofit, accounting, and domestic services.

This coverage is similar to that of the 1939 Business Census. However, "custom trades" and "services incidental to transportation," which are no longer included in the standard classification of the service trades, are not covered by the 1948 Census. In a number of localities, these exclusions as well as other changes in the standard classification may have a considerable effect in comparing

1948 with 1939 data, particularly with respect to establishment count.

Establishment definition.—For Census purposes, a business establishment is defined to include only enterprises conducted from a recognizable place of business, provided that the annual sales were in excess of \$5,000 for a wholesale trade establishment and \$500 for establishments in other trades. A detailed analysis of coverage will be provided in future Census of Business publications.

"Number of establishments" is the number of separate business locations, rather than the number of business companies or organizations, since the Census figures represent information reported separately for each business location or establishment. The establishment count reflects the number of places in business at the end of 1948 excluding administrative and executive offices of multiunit organizations, and "chain store" warehouses.

Sales and receipts.—"1948 sales and receipts" represents sales of merchandise and receipts from repairs and other services to customers. The figures reflect deductions for returned goods and allowances, but not for trade-in allowances; they exclude sales and excise taxes collected from customers and paid directly to any taxing agency.

Proprietors.—"Active proprietors..." represents owners and partners of unincorporated businesses who devoted the major portion of their time to the business in November 1948.

Employment.—"Number of paid employees..." represents all employees on the pay roll for the pay period ending nearest November 15, 1948. "Full workweek" employees, whether regular or seasonal, are those who in the November 15 pay period were paid for working at least the number of hours typically worked in a week by employees of the reporting establishment.

1948 CENSUS OF BUSINESS

RETAIL, WHOLESALE, SERVICE TRADES

U. S. DEPARTMENT OF COMMERCE
BUREAU OF THE CENSUS

PRELIMINARY

For Release April 17, 1950

Release Series BC-1P-16-092

OHIO COUNTY, KY.

Retail, wholesale, and service establishments located in Ohio County, Kentucky, showed a substantial expansion in dollar volume of trade from 1939 to 1948 according to preliminary figures from the 1948 Census of Business released today by the Bureau of the Census, U. S. Department of Commerce.

Retail sales in the county during 1948 aggregated \$5.9 million, an increase of 195 percent over the \$2.0 million in 1939, when the preceding Census of Business was taken. Wholesale sales in the county reached a total of \$1.3 million in 1948 as compared with \$0.2 million in 1939. The service trades included in the Census of Business recorded receipts totaling \$226,000 in 1948 compared with \$83,000 in 1939.

Employment in the county also rose over the 9-year period between 1939 and 1948 for the above trades. Establishments in these trades reported a combined total of 287 paid employees for the workweek ended nearest November 15, 1948. This compared with a total of 179 employees reported for the week of November 15, 1939.

These preliminary figures have been derived from a Census report on Ohio County, Kentucky. Final figures, superseding the preliminary data for Ohio County, will be included in a Bulletin for the State of Kentucky to be issued in several months. Similar data will be made available this year in preliminary and final form for each of the counties and States. A single copy of the preliminary release for Ohio County as well as an order blank for other area releases may be obtained by writing to the Bureau of the Census, Washington 25, D. C.

Table 1.—CENSUS OF BUSINESS PRELIMINARY RESULTS FOR 1948, BY TRADE GROUP

OHIO COUNTY, KY.

Trade group and kind of business	Number of establishments	1948 sales and receipts (Thousand dollars)	Active proprietors of unincorporated businesses Nov. 1948	Paid employees, workweek ended nearest Nov. 15, 1948	
				Total employees ¹	Full workweek employees
RETAIL TRADE, total.....	235	5,900	250	226	190
Food group.....	146	2,274	155	43	26
Eating and drinking places.....	13	173	17	23	20
General merchandise grp, general stores.	5	264	4	12	10
Automotive group.....	8	697	9	35	32
Gasoline service stations.....	25	365	29	17	14
Lumber-building-hardware group.....	17	1,630	16	74	67
Drug and proprietary stores.....	7	190	6	12	11
All other retail stores.....	14	307	14	10	10
WHOLESALE TRADE.....	7	1,292	7	23	x
SELECTED SERVICE TRADES, ^{2/} total.....	48	226	55	38	28
Personal services.....	25	157	29	29	21
All other service trades.....	23	69	26	9	7

x Not available.

^{1/} Includes employees paid for less than the full workweek.

^{2/} See General Description on this page for changes from the 1939 Census of Business in the coverage of Service Trades.

GENERAL DESCRIPTION OF PRELIMINARY RELEASES FOR THE 1948 CENSUS OF BUSINESS

This series of releases, of which one is planned for each county in the United States, presents preliminary results of the 1948 Census of Business. The information is based on reports submitted by business establishments for that Census. The figures shown are preliminary, and are subject to revision in the final Census publications, but the changes are expected to be relatively minor with respect to coverage. The final Census figures will be issued in a series of Business Census bulletins which will show additional detailed kind-of-business information for all places where there are a sufficient number of establishments.

The 1948 Census of Business was taken under the provision of the Act of June 19, 1948, which provides that the Business Census be taken for 1948 and for each fifth year thereafter. Previous Business Censuses were taken for the years 1929, 1933, 1935, and 1939.

Scope of the Census.—The 1948 Census of Business covered all establishments in the following trades, as defined by the Standard Industrial Classification Manual, May 1949 issue, of the Executive Office of the President: all retail trades; all wholesale trades; all service trades in the following four groups—personal services, business services, automobile repairs and services, and miscellaneous repair services; hotels; tourist courts and camps; and amusements, including motion picture theaters. Some important services not covered are radio broadcasting and television, medical and health, legal, educational, nonprofit, accounting, and domestic services.

This coverage is similar to that of the 1939 Business Census. However, "custom trades" and "services incidental to transportation," which are no longer included in the standard classification of the service trades, are not covered by the 1948 Census. In a number of localities, these exclusions as well as

other changes in the standard classification may have a considerable effect in comparing 1948 with 1939 data, particularly with respect to establishment count.

Establishment definition.—For Census purposes, a business establishment is defined to include only enterprises conducted from a recognizable place of business, provided that the annual sales were in excess of \$5,000 for a wholesale trade establishment and \$500 for establishments in other trades. A detailed analysis of coverage will be provided in future Census of Business publications.

"Number of establishments" is the number of separate business locations, rather than the number of business companies or organizations, since the Census figures represent information reported separately for each business location or establishment. The establishment count reflects the number of places in business at the end of 1948 excluding administrative and executive offices of multiunit organizations, and "chain store" warehouses.

Sales and receipts.—"1948 sales and receipts" represents sales of merchandise and receipts from repairs and other services to customers. The figures reflect deductions for returned goods and allowances, but not for trade-in allowances; they exclude sales and excise taxes collected from customers and paid directly to any taxing agency.

Proprietors.—"Active proprietors..." represents owners and partners of unincorporated businesses who devoted the major portion of their time to the business in November 1948.

Employment.—"Number of paid employees..." represents all employees on the pay roll for the pay period ending nearest November 15, 1948. "Full workweek" employees, whether regular or seasonal, are those who in the November 15 pay period were paid for working at least the number of hours typically worked in a week by employees of the reporting establishment.

1948 CENSUS OF BUSINESS

RETAIL, WHOLESALE, SERVICE TRADES

U. S. DEPARTMENT OF COMMERCE
BUREAU OF THE CENSUS

PRELIMINARY

For Release April 17, 1950

Release Series BC-1P-16-093

OLDHAM COUNTY, KY.

Retail and service establishments located in Oldham County, Kentucky, showed a substantial expansion in dollar volume of trade from 1939 to 1948 according to preliminary figures from the 1948 Census of Business released today by the Bureau of the Census, U. S. Department of Commerce.

Retail sales in the county during 1948 aggregated \$4.1 million, an increase of 310 percent over the \$1.0 million in 1939, when the preceding Census of Business was taken. The service trades included in the Census of Business recorded receipts totaling \$212,000 in 1948 compared with \$95,000 in 1939.

Employment in the county also rose over the 9-year period between 1939 and 1948 for the above trades. Establishments in these trades reported a combined total of 208 paid employees for the workweek ended nearest November 15, 1948. This compared with a total of 131 employees reported for the week of November 15, 1939.

These preliminary figures have been derived from a Census report on Oldham County, Kentucky. Final figures, superseding the preliminary data for Oldham County, will be included in a Bulletin for the State of Kentucky to be issued in several months. Similar data will be made available this year in preliminary and final form for each of the counties and States. A single copy of the preliminary release for Oldham County as well as an order blank for other area releases may be obtained by writing to the Bureau of the Census, Washington 25, D. C.

Table 1.—CENSUS OF BUSINESS PRELIMINARY RESULTS FOR 1948, BY TRADE GROUP
OLDHAM COUNTY, KY.

Trade group and kind of business	Number of establishments	1948 sales and receipts (Thousand dollars)	Active proprietors of unincorporated businesses Nov. 1948	Paid employees, workweek ended nearest Nov. 15, 1948	
				Total employees ¹	Full workweek employees
RETAIL TRADE, total.....	77	4,055	84	174	137
Food group.....	18	889	18	24	16
Eating and drinking places.....	14	265	14	43	36
Gasoline service stations.....	11	200	12	11	6
All other retail stores.....	34	2,701	40	96	79
SELECTED SERVICE TRADES ^{2/}	14	212	16	34	30

^{1/} Includes employees paid for less than the full workweek.

^{2/} See General Description on last page for changes from the 1939 Census of Business in the coverage of Service Trades.

GENERAL DESCRIPTION OF PRELIMINARY RELEASES FOR THE 1948 CENSUS OF BUSINESS

This series of releases, of which one is planned for each county in the United States, presents preliminary results of the 1948 Census of Business. The information is based on reports submitted by business establishments for that Census. The figures shown are preliminary, and are subject to revision in the final Census publications, but the changes are expected to be relatively minor with respect to coverage. The final Census figures will be issued in a series of Business Census bulletins which will show additional detailed kind-of-business information for all places where there are a sufficient number of establishments.

The 1948 Census of Business was taken under the provision of the Act of June 19, 1948, which provides that the Business Census be taken for 1948 and for each fifth year thereafter. Previous Business Censuses were taken for the years 1929, 1933, 1935, and 1939.

Scope of the Census.—The 1948 Census of Business covered all establishments in the following trades, as defined by the Standard Industrial Classification Manual, May 1949 issue, of the Executive Office of the President: all retail trades; all wholesale trades; all service trades in the following four groups—personal services, business services, automobile repairs and services, and miscellaneous repair services; hotels; tourist courts and camps; and amusements, including motion picture theaters. Some important services not covered are radio broadcasting and television, medical and health, legal, educational, nonprofit, accounting, and domestic services.

This coverage is similar to that of the 1939 Business Census. However, "custom trades" and "services incidental to transportation," which are no longer included in the standard classification of the service trades, are not covered by the 1948 Census. In a number of localities, these exclusions as well as other changes in the standard classification may have a considerable effect in comparing

1948 with 1939 data, particularly with respect to establishment count.

Establishment definition.—For Census purposes, a business establishment is defined to include only enterprises conducted from a recognizable place of business, provided that the annual sales were in excess of \$5,000 for a wholesale trade establishment and \$500 for establishments in other trades. A detailed analysis of coverage will be provided in future Census of Business publications.

"Number of establishments" is the number of separate business locations, rather than the number of business companies or organizations, since the Census figures represent information reported separately for each business location or establishment. The establishment count reflects the number of places in business at the end of 1948 excluding administrative and executive offices of multiunit organizations, and "chain store" warehouses.

Sales and receipts.—"1948 sales and receipts" represents sales of merchandise and receipts from repairs and other services to customers. The figures reflect deductions for returned goods and allowances, but not for trade-in allowances; they exclude sales and excise taxes collected from customers and paid directly to any taxing agency.

Proprietors.—"Active proprietors..." represents owners and partners of unincorporated businesses who devoted the major portion of their time to the business in November 1948.

Employment.—"Number of paid employees..." represents all employees on the pay roll for the pay period ending nearest November 15, 1948. "Full workweek" employees, whether regular or seasonal, are those who in the November 15 pay period were paid for working at least the number of hours typically worked in a week by employees of the reporting establishment.

1948 CENSUS OF BUSINESS

U. S. DEPARTMENT OF COMMERCE
BUREAU OF THE CENSUS

RETAIL, WHOLESALE, SERVICE TRADES

PRELIMINARY

For Release April 17, 1950

Release Series BC-1P-16-094

OWEN COUNTY, KY.

Retail and service establishments located in Owen County, Kentucky, showed a substantial expansion in dollar volume of trade from 1939 to 1948 according to preliminary figures from the 1948 Census of Business released today by the Bureau of the Census, U. S. Department of Commerce.

Retail sales in the county during 1948 aggregated \$3.6 million, an increase of 177 percent over the \$1.3 million in 1939, when the preceding Census of Business was taken. The service trades included in the Census of Business recorded receipts totaling \$99,000 in 1948 compared with \$52,000 in 1939.

Employment in the county also rose over the 9-year period between 1939 and 1948 for the above trades. Establishments in these trades reported a combined total of 161 paid employees for the workweek ended nearest November 15, 1948. This compared with a total of 101 employees reported for the week of November 15, 1939.

These preliminary figures have been derived from a Census report on Owen County, Kentucky. Final figures, superseding the preliminary data for Owen County, will be included in a Bulletin for the State of Kentucky to be issued in several months. Similar data will be made available this year in preliminary and final form for each of the counties and States. A single copy of the preliminary release for Owen County as well as an order blank for other area releases may be obtained by writing to the Bureau of the Census, Washington 25, D. C.

Table 1.—CENSUS OF BUSINESS PRELIMINARY RESULTS FOR 1948, BY TRADE GROUP
OWEN COUNTY, KY.

Trade group and kind of business	Number of establishments	1948 sales and receipts (Thousand dollars)	Active proprietors of unincorporated businesses Nov. 1948	Paid employees, workweek ended nearest Nov. 15, 1948	
				Total employees ¹	Full workweek employees
RETAIL TRADE, total.....	84	3,642	95	154	109
Food group.....	24	840	28	31	14
Eating and drinking places.....	6	90	5	12	10
Gasoline service stations.....	12	256	13	9	7
All other retail stores.....	42	2,456	49	102	78
SELECTED SERVICE TRADES ^{2/}	15	99	18	7	5

^{1/} Includes employees paid for less than the full workweek.

^{2/} See General Description on last page for changes from the 1939 Census of Business in the coverage of Service Trades.

GENERAL DESCRIPTION OF PRELIMINARY RELEASES FOR THE 1948 CENSUS OF BUSINESS

This series of releases, of which one is planned for each county in the United States, presents preliminary results of the 1948 Census of Business. The information is based on reports submitted by business establishments for that Census. The figures shown are preliminary, and are subject to revision in the final Census publications, but the changes are expected to be relatively minor with respect to coverage. The final Census figures will be issued in a series of Business Census bulletins which will show additional detailed kind-of-business information for all places where there are a sufficient number of establishments.

The 1948 Census of Business was taken under the provision of the Act of June 19, 1948, which provides that the Business Census be taken for 1948 and for each fifth year thereafter. Previous Business Censuses were taken for the years 1929, 1933, 1935, and 1939.

Scope of the Census.—The 1948 Census of Business covered all establishments in the following trades, as defined by the Standard Industrial Classification Manual, May 1949 issue, of the Executive Office of the President: all retail trades; all wholesale trades; all service trades in the following four groups—personal services, business services, automobile repairs and services, and miscellaneous repair services; hotels; tourist courts and camps; and amusements, including motion picture theaters. Some important services not covered are radio broadcasting and television, medical and health, legal, educational, nonprofit, accounting, and domestic services.

This coverage is similar to that of the 1939 Business Census. However, "custom trades" and "services incidental to transportation," which are no longer included in the standard classification of the service trades, are not covered by the 1948 Census. In a number of localities, these exclusions as well as other changes in the standard classification may have a considerable effect in comparing

1948 with 1939 data, particularly with respect to establishment count.

Establishment definition.—For Census purposes, a business establishment is defined to include only enterprises conducted from a recognizable place of business, provided that the annual sales were in excess of \$5,000 for a wholesale trade establishment and \$500 for establishments in other trades. A detailed analysis of coverage will be provided in future Census of Business publications.

"Number of establishments" is the number of separate business locations, rather than the number of business companies or organizations, since the Census figures represent information reported separately for each business location or establishment. The establishment count reflects the number of places in business at the end of 1948 excluding administrative and executive offices of multiunit organizations, and "chain store" warehouses.

Sales and receipts.—"1948 sales and receipts" represents sales of merchandise and receipts from repairs and other services to customers. The figures reflect deductions for returned goods and allowances, but not for trade-in allowances; they exclude sales and excise taxes collected from customers and paid directly to any taxing agency.

Proprietors.—"Active proprietors..." represents owners and partners of unincorporated businesses who devoted the major portion of their time to the business in November 1948.

Employment.—"Number of paid employees..." represents all employees on the pay roll for the pay period ending nearest November 15, 1948. "Full workweek" employees, whether regular or seasonal, are those who in the November 15 pay period were paid for working at least the number of hours typically worked in a week by employees of the reporting establishment.

1948 CENSUS OF BUSINESS

U. S. DEPARTMENT OF COMMERCE
BUREAU OF THE CENSUS

RETAIL, WHOLESALE, SERVICE TRADES

PRELIMINARY

For Release May 3, 1950

Release Series BC-1P-16-095

OWSLEY COUNTY, KY.

Retail establishments located in Owsley County, Kentucky, showed an expansion in dollar volume of trade from 1939 to 1948 according to preliminary figures from the 1948 Census of Business released today by the Bureau of the Census, U. S. Department of Commerce.

Retail sales in the county during 1948 aggregated \$437,000, an increase of 20 per cent over the \$363,000 in 1939, when the preceding Census of Business was taken.

Employment in the county rose over the 9-year period between 1939 and 1948 for the above trade. Retail establishments reported a total of 9 paid employees for the workweek ended nearest November 15, 1948. This compared with a total of 8 employees reported for the week of November 15, 1939.

These preliminary figures have been derived from a Census report on Owsley County, Kentucky. Final figures, superseding the preliminary data for Owsley County, will be included in a Bulletin for the State of Kentucky to be issued in several months. Similar data will be made available this year in preliminary and final form for each of the counties and States. A single copy of the preliminary release for Owsley County as well as an order blank for other area releases may be obtained by writing to the Bureau of the Census, Washington 25, D. C.

Table 1.—CENSUS OF BUSINESS PRELIMINARY RESULTS FOR 1948, BY TRADE GROUP

OWSLEY COUNTY, KY.

Trade group and kind of business	Number of establishments	1948 sales and receipts (Thousand dollars)	Active proprietors of unincorporated businesses Nov. 1948	Paid employees, workweek ended nearest Nov. 15, 1948	
				Total employees ¹	Full workweek employees
RETAIL TRADE, total.....	57	437	57	9	6
Food group.....	41	183	39	1	1
All other retail stores.....	16	254	18	8	5

¹/ Includes employees paid for less than the full workweek.

GENERAL DESCRIPTION OF PRELIMINARY RELEASES FOR THE 1948 CENSUS OF BUSINESS

This series of releases, of which one is planned for each county in the United States, presents preliminary results of the 1948 Census of Business. The information is based on reports submitted by business establishments for that Census. The figures shown are preliminary, and are subject to revision in the final Census publications, but the changes are expected to be relatively minor with respect to coverage. The final Census figures will be issued in a series of Business Census bulletins which will show additional detailed kind-of-business information for all places where there are a sufficient number of establishments.

The 1948 Census of Business was taken under the provision of the Act of June 19, 1948, which provides that the Business Census be taken for 1948 and for each fifth year thereafter. Previous Business Censuses were taken for the years 1929, 1933, 1935, and 1939.

Scope of the Census.—The 1948 Census of Business covered all establishments in the following trades, as defined by the Standard Industrial Classification Manual, May 1949 issue, of the Executive Office of the President: all retail trades; all wholesale trades; all service trades in the following four groups—personal services, business services, automobile repairs and services, and miscellaneous repair services; hotels; tourist courts and camps; and amusements, including motion picture theaters. Some important services not covered are radio broadcasting and television, medical and health, legal, educational, nonprofit, accounting, and domestic services.

This coverage is similar to that of the 1939 Business Census. However, "custom trades" and "services incidental to transportation," which are no longer included in the standard classification of the service trades, are not covered by the 1948 Census. In a number of localities, these exclusions as well as other changes in the standard classification may have a considerable effect in comparing

1948 with 1939 data, particularly with respect to establishment count.

Establishment definition.—For Census purposes, a business establishment is defined to include only enterprises conducted from a recognizable place of business, provided that the annual sales were in excess of \$5,000 for a wholesale trade establishment and \$500 for establishments in other trades. A detailed analysis of coverage will be provided in future Census of Business publications.

"Number of establishments" is the number of separate business locations, rather than the number of business companies or organizations, since the Census figures represent information reported separately for each business location or establishment. The establishment count reflects the number of places in business at the end of 1948 excluding administrative and executive offices of multiunit organizations, and "chain store" warehouses.

Sales and receipts.—"1948 sales and receipts" represents sales of merchandise and receipts from repairs and other services to customers. The figures reflect deductions for returned goods and allowances, but not for trade-in allowances; they exclude sales and excise taxes collected from customers and paid directly to any taxing agency.

Proprietors.—"Active proprietors..." represents owners and partners of unincorporated businesses who devoted the major portion of their time to the business in November 1948.

Employment.—"Number of paid employees..." represents all employees on the pay roll for the pay period ending nearest November 15, 1948. "Full workweek" employees, whether regular or seasonal, are those who in the November 15 pay period were paid for working at least the number of hours typically worked in a week by employees of the reporting establishment.

1948 CENSUS OF BUSINESS

U. S. DEPARTMENT OF COMMERCE
BUREAU OF THE CENSUS

RETAIL, WHOLESALE, SERVICE TRADES

PRELIMINARY

For Release April 17, 1950

Release Series BC-1P-16-096

PENDLETON COUNTY, KY.

Retail, wholesale, and service establishments located in Pendleton County, Kentucky, showed a substantial expansion in dollar volume of trade from 1939 to 1948 according to preliminary figures from the 1948 Census of Business released today by the Bureau of the Census, U. S. Department of Commerce.

Retail sales in the county during 1948 aggregated \$3.3 million, an increase of 136 percent over the \$1.4 million in 1939, when the preceding Census of Business was taken. Wholesale sales in the county reached a total of \$877,000 in 1948 as compared with \$707,000 in 1939. The service trades included in the Census of Business recorded receipts totaling \$156,000 in 1948 compared with \$41,000 in 1939.

Employment in the county also rose over the 9-year period between 1939 and 1948 for the above trades. Establishments in these trades reported a combined total of 191 paid employees for the workweek ended nearest November 15, 1948. This compared with a total of 183 employees reported for the week of November 15, 1939.

These preliminary figures have been derived from a Census report on Pendleton County, Kentucky. Final figures superseding the preliminary data for Pendleton County, will be included in a Bulletin for the State of Kentucky to be issued in several months. Similar data will be made available this year in preliminary and final form for each of the counties and States. A single copy of the preliminary release for Pendleton County as well as an order blank for other area releases may be obtained by writing to the Bureau of the Census, Washington 25, D. C.

Table 1.—CENSUS OF BUSINESS PRELIMINARY RESULTS FOR 1948, BY TRADE GROUP
PENDLETON COUNTY, KY.

Trade group and kind of business	Number of establishments	1948 sales and receipts (Thousand dollars)	Active proprietors of unincorporated businesses Nov. 1948	Paid employees, workweek ended nearest Nov. 15, 1948	
				Total employees ¹	Full workweek employees
RETAIL TRADE, total.....	88	3,287	95	155	105
Food group.....	33	1,015	37	33	18
Eating and drinking places.....	10	117	9	26	11
Gasoline service stations.....	9	294	12	14	10
All other retail stores.....	36	1,861	37	82	66
WHOLESALE TRADE.....	7	877	8	22	x
SELECTED SERVICE TRADES, ² /total.....	20	156	25	14	12
Personal services.....	11	82	12	11	9
All other service trades.....	9	74	13	3	3

x Not available.

¹/ Includes employees paid for less than the full workweek.

²/ See General Description on last page for changes from the 1939 Census of Business in the coverage of Service Trades.

GENERAL DESCRIPTION OF PRELIMINARY RELEASES FOR THE 1948 CENSUS OF BUSINESS

This series of releases, of which one is planned for each county in the United States, presents preliminary results of the 1948 Census of Business. The information is based on reports submitted by business establishments for that Census. The figures shown are preliminary, and are subject to revision in the final Census publications, but the changes are expected to be relatively minor with respect to coverage. The final Census figures will be issued in a series of Business Census bulletins which will show additional detailed kind-of-business information for all places where there are a sufficient number of establishments.

The 1948 Census of Business was taken under the provision of the Act of June 19, 1948, which provides that the Business Census be taken for 1948 and for each fifth year thereafter. Previous Business Censuses were taken for the years 1929, 1933, 1935, and 1939.

Scope of the Census.—The 1948 Census of Business covered all establishments in the following trades, as defined by the Standard Industrial Classification Manual, May 1949 issue, of the Executive Office of the President: all retail trades; all wholesale trades; all service trades in the following four groups—personal services, business services, automobile repairs and services, and miscellaneous repair services; hotels; tourist courts and camps; and amusements, including motion picture theaters. Some important services not covered are radio broadcasting and television, medical and health, legal, educational, nonprofit, accounting, and domestic services.

This coverage is similar to that of the 1939 Business Census. However, "custom trades" and "services incidental to transportation," which are no longer included in the standard classification of the service trades, are not covered by the 1948 Census. In a number of localities, these exclusions as well as other changes in the standard classification may have a considerable effect in comparing

1948 with 1939 data, particularly with respect to establishment count.

Establishment definition.—For Census purposes, a business establishment is defined to include only enterprises conducted from a recognizable place of business, provided that the annual sales were in excess of \$5,000 for a wholesale trade establishment and \$500 for establishments in other trades. A detailed analysis of coverage will be provided in future Census of Business publications.

"Number of establishments" is the number of separate business locations, rather than the number of business companies or organizations, since the Census figures represent information reported separately for each business location or establishment. The establishment count reflects the number of places in business at the end of 1948 excluding administrative and executive offices of multiunit organizations, and "chain store" warehouses.

Sales and receipts.—"1948 sales and receipts" represents sales of merchandise and receipts from repairs and other services to customers. The figures reflect deductions for returned goods and allowances, but not for trade-in allowances; they exclude sales and excise taxes collected from customers and paid directly to any taxing agency.

Proprietors.—"Active proprietors..." represents owners and partners of unincorporated businesses who devoted the major portion of their time to the business in November 1948.

Employment.—"Number of paid employees..." represents all employees on the pay roll for the pay period ending nearest November 15, 1948. "Full workweek" employees, whether regular or seasonal, are those who in the November 15 pay period were paid for working at least the number of hours typically worked in a week by employees of the reporting establishment.

1948 CENSUS OF BUSINESS

RETAIL, WHOLESALE, SERVICE TRADES

U. S. DEPARTMENT OF COMMERCE
BUREAU OF THE CENSUS

PRELIMINARY

For Release April 17, 1950

Release Series BC-1P-16-097

PERRY COUNTY, KY.

Retail, wholesale, and service establishments located in Perry County, Kentucky, showed a substantial expansion in dollar volume of trade from 1939 to 1948 according to preliminary figures from the 1948 Census of Business released today by the Bureau of the Census, U. S. Department of Commerce.

Retail sales in the county during 1948 aggregated \$23.2 million, an increase of 218 percent over the \$7.3 million in 1939, when the preceding Census of Business was taken. Wholesale sales in the county reached a total of \$11.0 million in 1948 as compared with \$2.5 million in 1939. The service trades included in the Census of Business recorded receipts totaling \$698,000 in 1948 compared with \$240,000 in 1939.

Employment in the county also rose over the 9-year period between 1939 and 1948 for the above trades. Establishments in these trades reported a combined total of 1,242 paid employees for the workweek ended nearest November 15, 1948. This compared with a total of 808 employees reported for the week of November 15, 1939.

These preliminary figures have been derived from a Census report on Perry County, Kentucky, which also includes data for the city of Hazard. Final figures, superseding the preliminary data for Perry County, will be included in a Bulletin for the State of Kentucky to be issued in several months. Similar data will be made available this year in preliminary and final form for each of the counties and States. A single copy of the preliminary release for Perry County as well as an order blank for other area releases may be obtained by writing to the Bureau of the Census, Washington 25, D. C.

Table 1.—CENSUS OF BUSINESS PRELIMINARY RESULTS FOR 1948, BY TRADE GROUP
PERRY COUNTY, KY.

Trade group and kind of business	Number of establishments	1948 sales and receipts (Thousand dollars)	Active proprietors of unincorporated businesses Nov. 1948	Paid employees, workweek ended nearest Nov. 15, 1948	
				Total employees ¹	Full workweek employees
RETAIL TRADE, total.....	498	23,216	457	904	833
Food group.....	259	5,358	246	132	115
Eating and drinking places.....	60	826	60	103	94
General merchandise grp, general stores.....	58	6,948	41	264	244
Apparel group.....	11	1,270	12	61	57
Furniture-home furnishings-appliance grp.....	15	1,197	10	56	53
Automotive group.....	13	4,239	8	118	116
Gasoline service stations.....	24	760	28	39	33
Drug and proprietary stores.....	6	381	9	32	32
All other retail stores.....	52	2,237	43	99	89
WHOLESALE TRADE, total.....	29	11,044	32	208	x
Merchant wholesalers.....	21	8,012	27	170	x
Other types of wholesale.....	8	3,032	5	38	x
SELECTED SERVICE TRADES, ^{2/} total.....	53	698	51	130	124
Personal services.....	34	594	32	116	111
All other service trades.....	19	104	19	14	13
HOTELS.....	10	163	8	29	29

x Not available.

1/ Includes employees paid for less than the full workweek.

2/ See General Description on last page for changes from the 1939 Census of Business in the coverage of Service Trades.

Table 2.—CENSUS OF BUSINESS PRELIMINARY RESULTS FOR 1948 FOR CITIES OF 2,500 INHABITANTS OR MORE

PERRY COUNTY, KY.

(Data omitted for trade groups where necessary to avoid disclosure)

City and trade group ¹	Number of establishments	1948 sales and receipts (Thousand dollars)	Active proprietors of unincorporated businesses Nov. 1948	Paid employees, workweek ended nearest Nov. 15, 1948	
				Total employees ²	Full workweek employees
Hazard:					
Retail trade.....	146	13,725	128	631	587
Wholesale trade.....	15	5,058	13	90	x
Selected service trades.....	30	595	28	112	109
Hotels.....	10	163	8	29	29
Remainder of county:					
Retail trade.....	352	9,491	329	273	246
Wholesale trade.....	14	5,986	19	118	x
Selected service trades.....	23	103	23	18	15

x Not available.

1/ See General Description on this page for changes from the 1939 Census of Business in the coverage of Service Trades.

2/ Includes employees paid for less than the full workweek.

GENERAL DESCRIPTION OF PRELIMINARY RELEASES FOR THE 1948 CENSUS OF BUSINESS

This series of releases, of which one is planned for each county in the United States, presents preliminary results of the 1948 Census of Business. The information is based on reports submitted by business establishments for that Census. The figures shown are preliminary, and are subject to revision in the final Census publications, but the changes are expected to be relatively minor with respect to coverage. The final Census figures will be issued in a series of Business Census bulletins which will show additional detailed kind-of-business information for all places where there are a sufficient number of establishments.

The 1948 Census of Business was taken under the provision of the Act of June 19, 1948, which provides that the Business Census be taken for 1948 and for each fifth year thereafter. Previous Business Censuses were taken for the years 1929, 1933, 1935, and 1939.

Scope of the Census.—The 1948 Census of Business covered all establishments in the following trades, as defined by the Standard Industrial Classification Manual, May 1949 issue, of the Executive Office of the President: all retail trades; all wholesale trades; all service trades in the following four groups—personal services, business services, automobile repairs and services, and miscellaneous repair services; hotels; tourist courts and camps; and amusements, including motion picture theaters. Some important services not covered are radio broadcasting and television, medical and health, legal, educational, nonprofit, accounting, and domestic services.

This coverage is similar to that of the 1939 Business Census. However, "custom trades" and "services incidental to transportation," which are no longer included in the standard classification of the service trades, are not covered by the 1948 Census. In a number of localities, these exclusions as well as other changes in the standard classification may have

a considerable effect in comparing 1948 with 1939 data, particularly with respect to establishment count.

Establishment definition.—For Census purposes, a business establishment is defined to include only enterprises conducted from a recognizable place of business, provided that the annual sales were in excess of \$5,000 for a wholesale trade establishment and \$500 for establishments in other trades. A detailed analysis of coverage will be provided in future Census of Business publications.

"Number of establishments" is the number of separate business locations, rather than the number of business companies or organizations, since the Census figures represent information reported separately for each business location or establishment. The establishment count reflects the number of places in business at the end of 1948 excluding administrative and executive offices of multiunit organizations, and "chain store" warehouses.

Sales and receipts.—"1948 sales and receipts" represents sales of merchandise and receipts from repairs and other services to customers. The figures reflect deductions for returned goods and allowances, but not for trade-in allowances; they exclude sales and excise taxes collected from customers and paid directly to any taxing agency.

Proprietors.—"Active proprietors..." represents owners and partners of unincorporated businesses who devoted the major portion of their time to the business in November 1948.

Employment.—"Number of paid employees..." represents all employees on the pay roll for the pay period ending nearest November 15, 1948. "Full workweek" employees, whether regular or seasonal, are those who in the November 15 pay period were paid for working at least the number of hours typically worked in a week by employees of the reporting establishment.

1948 CENSUS OF BUSINESS

RETAIL, WHOLESALE, SERVICE TRADES

U. S. DEPARTMENT OF COMMERCE
BUREAU OF THE CENSUS

PRELIMINARY

For Release April 17, 1950

Release Series BC-1P-16-098

PIKE COUNTY, KY.

Retail, wholesale, and service establishments located in Pike County, Kentucky, showed a substantial expansion in dollar volume of trade from 1939 to 1948 according to preliminary figures from the 1948 Census of Business released today by the Bureau of the Census, U. S. Department of Commerce.

Retail sales in the county during 1948 aggregated \$31.2 million, an increase of 300 percent over the \$7.8 million in 1939, when the preceding Census of Business was taken. Wholesale sales in the county reached a total of \$13.6 million in 1948 as compared with \$3.0 million in 1939. The service trades included in the Census of Business recorded receipts totaling \$1.2 million in 1948 compared with \$246,000 in 1939.

Employment in the county also rose over the 9-year period between 1939 and 1948 for the above trades. Establishments in these trades reported a combined total of 1,521 paid employees for the workweek ended nearest November 15, 1948. This compared with a total of 774 employees reported for the week of November 15, 1939.

These preliminary figures have been derived from a Census report on Pike County, Kentucky, which also includes data for the city of Pikeville. Final figures, superseding the preliminary data for Pike County, will be included in a Bulletin for the State of Kentucky to be issued in several months. Similar data will be made available this year in preliminary and final form for each of the counties and States. A single copy of the preliminary release for Pike County as well as an order blank for other area releases may be obtained by writing to the Bureau of the Census, Washington 25, D. C.

Table 1.—CENSUS OF BUSINESS PRELIMINARY RESULTS FOR 1948, BY TRADE GROUP
PIKE COUNTY, KY.

Trade group and kind of business	Number of establishments	1948 sales and receipts (Thousand dollars)	Active proprietors of unincorporated businesses Nov. 1948	Paid employees, workweek ended nearest Nov. 15, 1948	
				Total employees ¹	Full workweek employees
RETAIL TRADE, total.....	861	31,214	830	1,077	963
Food group.....	553	8,322	551	142	125
Eating and drinking places.....	79	1,149	76	182	152
General merchandise grp, general stores.....	80	8,297	58	318	290
Apparel group.....	20	1,319	19	58	48
Furniture-home furnishgs-appliance grp.....	24	2,555	24	83	80
Automotive group.....	17	4,741	17	117	110
Gasoline service stations.....	47	1,542	47	59	54
Lumber-building-hardware group.....	19	2,188	15	81	72
All other retail stores.....	22	1,101	23	37	32
WHOLESALE TRADE, total.....	36	13,555	24	203	x
Merchant wholesalers.....	25	7,862	18	129	x
Other types of wholesale.....	11	5,693	6	74	x
SELECTED SERVICE TRADES, ² /total.....	78	1,155	80	241	238
Personal services.....	40	831	40	210	209
All other service trades.....	38	324	40	31	29
HOTELS.....		Data withheld to avoid disclosure			
AMUSEMENTS.....	24	381	22	52	x

x Not available.

¹/ Includes employees paid for less than the full workweek.

²/ See General Description on last page for changes from the 1939 Census of Business in the coverage of Service Trades

Table 2.—CENSUS OF BUSINESS PRELIMINARY RESULTS FOR 1948 FOR CITIES OF 2,500 INHABITANTS OR MORE

PIKE COUNTY, KY.

(Data omitted for trade groups where necessary to avoid disclosure)

City and trade group ¹	Number of establishments	1948 sales and receipts (Thousand dollars)	Active proprietors of unincorporated businesses Nov. 1948	Paid employees, workweek ended nearest Nov. 15, 1948	
				Total employees ²	Full workweek employees
Fikeville:					
Retail trade.....	133	14,333	121	642	561
Selected service trades....	32	775	32	170	169
Hotels.....	6	174	8	37	37
Amusements.....	5	56	4	13	x
Remainder of county:					
Retail trade.....	728	16,881	709	435	402
Selected service trades....	46	380	48	71	69
Amusements.....	19	325	18	39	x

x Not available.

1/ See General Description on this page for changes from the 1939 Census of Business in the coverage of Service Trades.

2/ Includes employees paid for less than the full workweek.

GENERAL DESCRIPTION OF PRELIMINARY RELEASES FOR THE 1948 CENSUS OF BUSINESS

This series of releases, of which one is planned for each county in the United States, presents preliminary results of the 1948 Census of Business. The information is based on reports submitted by business establishments for that Census. The figures shown are preliminary, and are subject to revision in the final Census publications, but the changes are expected to be relatively minor with respect to coverage. The final Census figures will be issued in a series of Business Census bulletins which will show additional detailed kind-of-business information for all places where there are a sufficient number of establishments.

The 1948 Census of Business was taken under the provision of the Act of June 19, 1948, which provides that the Business Census be taken for 1948 and for each fifth year thereafter. Previous Business Censuses were taken for the years 1929, 1933, 1935, and 1939.

Scope of the Census.—The 1948 Census of Business covered all establishments in the following trades, as defined by the Standard Industrial Classification Manual, May 1949 issue, of the Executive Office of the President: all retail trades; all wholesale trades; all service trades in the following four groups—personal services, business services, automobile repairs and services, and miscellaneous repair services; hotels; tourist courts and camps; and amusements, including motion picture theaters. Some important services not covered are radio broadcasting and television, medical and health, legal, educational, nonprofit, accounting, and domestic services.

This coverage is similar to that of the 1939 Business Census. However, "custom trades" and "services incidental to transportation," which are no longer included in the standard classification of the service trades, are not covered by the 1948 Census. In a number of localities, these exclusions as well as other changes in the standard classification may have

a considerable effect in comparing 1948 with 1939 data, particularly with respect to establishment count.

Establishment definition.—For Census purposes, a business establishment is defined to include only enterprises conducted from a recognizable place of business, provided that the annual sales were in excess of \$5,000 for a wholesale trade establishment and \$500 for establishments in other trades. A detailed analysis of coverage will be provided in future Census of Business publications.

"Number of establishments" is the number of separate business locations, rather than the number of business companies or organizations, since the Census figures represent information reported separately for each business location or establishment. The establishment count reflects the number of places in business at the end of 1948 excluding administrative and executive offices of multiunit organizations, and "chain store" warehouses.

Sales and receipts.—"1948 sales and receipts" represents sales of merchandise and receipts from repairs and other services to customers. The figures reflect deductions for returned goods and allowances, but not for trade-in allowances; they exclude sales and excise taxes collected from customers and paid directly to any taxing agency.

Proprietors.—"Active proprietors..." represents owners and partners of unincorporated businesses who devoted the major portion of their time to the business in November 1948.

Employment.—"Number of paid employees..." represents all employees on the pay roll for the pay period ending nearest November 15, 1948. "Full workweek" employees, whether regular or seasonal, are those who in the November 15 pay period were paid for working at least the number of hours typically worked in a week by employees of the reporting establishment.

1948 CENSUS OF BUSINESS

U. S. DEPARTMENT OF COMMERCE
BUREAU OF THE CENSUS

RETAIL, WHOLESALE, SERVICE TRADES

PRELIMINARY

For Release April 17, 1950

Release Series BC-1P-16-099

POWELL COUNTY, KY.

Retail and service establishments located in Powell County, Kentucky, showed a substantial expansion in dollar volume of trade from 1939 to 1948 according to preliminary figures from the 1948 Census of Business released today by the Bureau of the Census, U. S. Department of Commerce.

Retail sales in the county during 1948 aggregated \$1.3 million, an increase of 333 percent over the \$0.3 million in 1939, when the preceding Census of Business was taken. The service trades included in the Census of Business recorded receipts totaling \$72,000 in 1948 compared with \$7,000 in 1939.

Employment in the county also rose over the 9-year period between 1939 and 1948 for the above trades. Establishments in these trades reported a combined total of 48 paid employees for the workweek ended nearest November 15, 1948. This compared with a total of 21 employees reported for the week of November 15, 1939.

These preliminary figures have been derived from a Census report on Powell County, Kentucky. Final figures, superseding the preliminary data for Powell County, will be included in a Bulletin for the State of Kentucky to be issued in several months. Similar data will be made available this year in preliminary and final form for each of the counties and States. A single copy of the preliminary release for Powell County as well as an order blank for other area releases may be obtained by writing to the Bureau of the Census, Washington 25, D. C.

Table 1.—CENSUS OF BUSINESS PRELIMINARY RESULTS FOR 1948, BY TRADE GROUP
POWELL COUNTY, KY.

Trade group and kind of business	Number of establishments	1948 sales and receipts (Thousand dollars)	Active proprietors of unincorporated businesses Nov. 1948	Paid employees, workweek ended nearest Nov. 15, 1948	
				Total employees ¹	Full workweek employees
RETAIL TRADE, total.....	88	1,265	93	33	28
Food group.....	34	157	35	-	-
Eating and drinking places.....	8	64	9	1	-
All other retail stores.....	46	1,044	49	32	28
SELECTED SERVICE TRADES ^{2/}	13	72	13	15	9

^{1/} Includes employees paid for less than the full workweek.

^{2/} See General Description on last page for changes from the 1939 Census of Business in the coverage of Service Trades.

GENERAL DESCRIPTION OF PRELIMINARY RELEASES FOR THE 1948 CENSUS OF BUSINESS

This series of releases, of which one is planned for each county in the United States, presents preliminary results of the 1948 Census of Business. The information is based on reports submitted by business establishments for that Census. The figures shown are preliminary, and are subject to revision in the final Census publications, but the changes are expected to be relatively minor with respect to coverage. The final Census figures will be issued in a series of Business Census bulletins which will show additional detailed kind-of-business information for all places where there are a sufficient number of establishments.

The 1948 Census of Business was taken under the provision of the Act of June 19, 1948, which provides that the Business Census be taken for 1948 and for each fifth year thereafter. Previous Business Censuses were taken for the years 1929, 1933, 1935, and 1939.

Scope of the Census.—The 1948 Census of Business covered all establishments in the following trades, as defined by the Standard Industrial Classification Manual, May 1949 issue, of the Executive Office of the President: all retail trades; all wholesale trades; all service trades in the following four groups—personal services, business services, automobile repairs and services, and miscellaneous repair services; hotels; tourist courts and camps; and amusements, including motion picture theaters. Some important services not covered are radio broadcasting and television, medical and health, legal, educational, nonprofit, accounting, and domestic services.

This coverage is similar to that of the 1939 Business Census. However, "custom trades" and "services incidental to transportation," which are no longer included in the standard classification of the service trades, are not covered by the 1948 Census. In a number of localities, these exclusions as well as other changes in the standard classification may have a considerable effect in comparing

1948 with 1939 data, particularly with respect to establishment count.

Establishment definition.—For Census purposes, a business establishment is defined to include only enterprises conducted from a recognizable place of business, provided that the annual sales were in excess of \$5,000 for a wholesale trade establishment and \$500 for establishments in other trades. A detailed analysis of coverage will be provided in future Census of Business publications.

"Number of establishments" is the number of separate business locations, rather than the number of business companies or organizations, since the Census figures represent information reported separately for each business location or establishment. The establishment count reflects the number of places in business at the end of 1948 excluding administrative and executive offices of multiunit organizations, and "chain store" warehouses.

Sales and receipts.—"1948 sales and receipts" represents sales of merchandise and receipts from repairs and other services to customers. The figures reflect deductions for returned goods and allowances, but not for trade-in allowances; they exclude sales and excise taxes collected from customers and paid directly to any taxing agency.

Proprietors.—"Active proprietors..." represents owners and partners of unincorporated businesses who devoted the major portion of their time to the business in November 1948.

Employment.—"Number of paid employees..." represents all employees on the pay roll for the pay period ending nearest November 15, 1948. "Full workweek" employees, whether regular or seasonal, are those who in the November 15 pay period were paid for working at least the number of hours typically worked in a week by employees of the reporting establishment.

1948 CENSUS OF BUSINESS

U. S. DEPARTMENT OF COMMERCE
BUREAU OF THE CENSUS

RETAIL, WHOLESALE, SERVICE TRADES

PRELIMINARY

For Release May 29, 1950

Release Series BC-1P-16-100

PULASKI COUNTY, KY.

Retail, wholesale, and service establishments located in Pulaski County, Kentucky, showed a substantial expansion in dollar volume of trade from 1939 to 1948 according to preliminary figures from the 1948 Census of Business released today by the Bureau of the Census, U. S. Department of Commerce.

Retail sales in the county during 1948 aggregated \$15.8 million, an increase of 276 percent over the \$4.2 million in 1939, when the preceding Census of Business was taken. Wholesale sales in the county reached a total of \$7.9 million in 1948 as compared with \$2.7 million in 1939. The service trades included in the Census of Business recorded receipts totaling \$650,000 in 1948 compared with \$232,000 in 1939.

Employment in the county also rose over the 9-year period between 1939 and 1948 for the above trades. Establishments in these trades reported a combined total of 1,154 paid employees for the workweek ended nearest November 15, 1948. This compared with a total of 750 employees reported for the week of November 15, 1939.

These preliminary figures have been derived from a Census report on Pulaski County, Kentucky, which also includes data for the city of Somerset. Final figures, superseding the preliminary data for Pulaski County, will be included in a Bulletin for the State of Kentucky to be issued in several months. Similar data will be made available this year in preliminary and final form for each of the counties and States. A single copy of the preliminary release for Pulaski County as well as an order blank for other area releases may be obtained by writing to the Bureau of the Census, Washington 25, D. C.

Table 1.—CENSUS OF BUSINESS PRELIMINARY RESULTS FOR 1948, BY TRADE GROUP

PULASKI COUNTY, KY.

Trade group and kind of business	Number of establishments	1948 sales and receipts (Thousand dollars)	Active proprietors of unincorporated businesses Nov. 1948	Paid employees, workweek ended nearest Nov. 15, 1948	
				Total employees ¹	Full workweek employees
RETAIL TRADE, total.....	405	15,820	398	865	681
Food group.....	192	3,846	173	119	83
Eating and drinking places.....	33	841	36	135	124
General merchandise grp, general stores	26	1,849	25	138	76
Apparel group.....	17	1,452	14	90	66
Furniture-home furnishings-appliance grp	12	1,061	12	55	54
Automotive group.....	16	2,620	20	118	106
Gasoline service stations.....	42	1,045	42	54	37
Lumber-building-hardware group.....	28	1,919	35	77	69
Drug and proprietary stores.....	5	437	6	39	32
All other retail stores.....	34	750	35	40	34
WHOLESALE TRADE, total.....	33	7,851	32	191	x
Merchant wholesalers.....	19	4,981	20	141	x
Other types of wholesale.....	14	2,870	12	50	x
SELECTED SERVICE TRADES, ² /total.....	69	650	77	98	94
Personal services.....	33	356	36	55	53
All other service trades.....	36	294	41	43	41

x Not available.

¹/ Includes employees paid for less than the full workweek.

²/ See General Description on last page for changes from the 1939 Census of Business in the coverage of Service Trades.

Table 1.—CENSUS OF BUSINESS PRELIMINARY RESULTS FOR 1948, BY TRADE GROUP
PULASKI COUNTY, KY.

Trade group and kind of business ¹	Number of establishments	1948 sales and receipts (Thousand dollars)	Active proprietors of unincorporated businesses Nov. 1948	Paid employees, workweek ended nearest Nov. 15, 1948	
				Total employees ²	Full workweek employees
Somerset:					
Retail trade.....	135	11,356	142	703	563
Wholesale trade.....	18	5,535	15	99	x
Selected service trades.....	35	454	41	74	72
Remainder of county:					
Retail trade.....	270	4,464	256	162	118
Wholesale trade.....	15	2,316	17	92	x
Selected service trades.....	34	196	36	24	22

x Not available.

¹/ See General Description on this page for changes from the 1939 Census of Business in the coverage of Service Trades.

²/ Includes employees paid for less than the full workweek.

GENERAL DESCRIPTION OF PRELIMINARY RELEASES FOR THE 1948 CENSUS OF BUSINESS

This series of releases, of which one is planned for each county in the United States, presents preliminary results of the 1948 Census of Business. The information is based on reports submitted by business establishments for that Census. The figures shown are preliminary, and are subject to revision in the final Census publications, but the changes are expected to be relatively minor with respect to coverage. The final Census figures will be issued in a series of Business Census bulletins which will show additional detailed kind-of-business information for all places where there are a sufficient number of establishments.

The 1948 Census of Business was taken under the provision of the Act of June 19, 1948, which provides that the Business Census be taken for 1948 and for each fifth year thereafter. Previous Business Censuses were taken for the years 1929, 1938, 1945, and 1948.

Scope of the Census.—The 1948 Census of Business covered all establishments in the following trades, as defined by the Standard Industrial Classification Manual, May 1949 issue, of the Executive Office of the President: all retail trades; all wholesale trades; all service trades in the following four groups—personal services, business services, automobile repairs and services, and miscellaneous repair services; hotels; tourist courts and camps; and amusements, including motion picture theaters. Some important services not covered are radio broadcasting and television, medical and health, legal, educational, nonprofit, accounting, and domestic services.

This coverage is similar to that of the 1939 Business Census. However, "custom trades" and "services incidental to transportation," which are no longer included in the standard classification of the service trades, are not covered by the 1948 Census. In a number of localities, these exclusions as well as

other changes in the standard classification may have a considerable effect in comparing 1948 with 1939 data, particularly with respect to establishment count.

Establishment definition.—For Census purposes, a business establishment is defined to include only enterprises conducted from a recognizable place of business, provided that the annual sales were in excess of \$5,000 for a wholesale trade establishment and \$500 for establishments in other trades. A detailed analysis of coverage will be provided in future Censuses of Business publications.

"Number of establishments" is the number of separate business locations, rather than the number of business companies or organizations, since the Census figures represent information reported separately for each business location or establishment. The establishment count reflects the number of places in business at the end of 1948 excluding administrative and executive offices of multiunit organizations, and "chain store" warehouses.

Sales and receipts.—"1948 sales and receipts" represents sales of merchandise and receipts from repairs and other services to customers. The figures reflect deductions for returned goods and allowances, but not for trade-in allowances; they exclude sales and excise taxes collected from customers and paid directly to any taxing agency.

Proprietors.—"Active proprietors..." represents owners and partners of unincorporated businesses who devoted the major portion of their time to the business in November 1948.

Employment.—"Number of paid employees..." represents all employees on the pay roll for the pay period ending nearest November 15, 1948. "Full workweek" employees, whether regular or seasonal, are those who in the November 15 pay period were paid for working at least the number of hours typically worked in a week by employees of the reporting establishment.

1948 CENSUS OF BUSINESS

RETAIL, WHOLESALE, SERVICE TRADES

U. S. DEPARTMENT OF COMMERCE
BUREAU OF THE CENSUS

PRELIMINARY

For Release May 15, 1950

Release Series BC-1P-16-101

ROBERTSON COUNTY, KY.

Retail establishments located in Robertson County, Kentucky, showed an expansion in dollar volume of trade from 1939 to 1948 according to preliminary figures from the 1948 Census of Business released today by the Bureau of the Census, U. S. Department of Commerce.

Retail sales in the county during 1948 aggregated \$609,000, an increase of 51 per cent over the \$403,000 in 1939, when the preceding Census of Business was taken.

Employment in the county decreased over the 9-year period between 1939 and 1948 for the above trade. Retail establishments reported a total of 10 paid employees for the workweek ended nearest November 15, 1948. This compared with a total of 28 employees reported for the week of November 15, 1939.

These preliminary figures have been derived from a Census report on Robertson County, Kentucky. Final figures, superseding the preliminary data for Robertson County, will be included in a Bulletin for the State of Kentucky to be issued in several months. Similar data will be made available this year in preliminary and final form for each of the counties and States. A single copy of the preliminary release for Robertson County as well as an order blank for other area releases may be obtained by writing to the Bureau of the Census, Washington 25, D. C.

Table 1.—CENSUS OF BUSINESS PRELIMINARY RESULTS FOR 1948, BY TRADE GROUP
ROBERTSON COUNTY, KY.

Trade group and kind of business	Number of establishments	1948 sales and receipts (Thousand dollars)	Active proprietors of unincorporated businesses Nov. 1948	Paid employees, workweek ended nearest Nov. 15, 1948	
				Total employees ¹	Full workweek employees
RETAIL TRADE, total.....	25	609	29	10	8
Food group.....	10	192	10	2	2
Gasoline service stations.....	5	80	6	1	1
All other retail stores.....	10	337	13	7	5

¹/ Includes employees paid for less than the full workweek.

91215

GENERAL DESCRIPTION OF PRELIMINARY RELEASES FOR THE 1948 CENSUS OF BUSINESS

This series of releases, of which one is planned for each county in the United States, presents preliminary results of the 1948 Census of Business. The information is based on reports submitted by business establishments for that Census. The figures shown are preliminary, and are subject to revision in the final Census publications, but the changes are expected to be relatively minor with respect to coverage. The final Census figures will be issued in a series of Business Census bulletins which will show additional detailed kind-of-business information for all places where there are a sufficient number of establishments.

The 1948 Census of Business was taken under the provision of the Act of June 19, 1948, which provides that the Business Census be taken for 1948 and for each fifth year thereafter. Previous Business Censuses were taken for the years 1929, 1933, 1935, and 1939.

Scope of the Census.—The 1948 Census of Business covered all establishments in the following trades, as defined by the Standard Industrial Classification Manual, May 1949 issue, of the Executive Office of the President: all retail trades; all wholesale trades; all service trades in the following four groups—personal services, business services, automobile repairs and services, and miscellaneous repair services; hotels; tourist courts and camps; and amusements, including motion picture theaters. Some important services not covered are radio broadcasting and television, medical and health, legal, educational, nonprofit, accounting, and domestic services.

This coverage is similar to that of the 1939 Business Census. However, "custom trades" and "services incidental to transportation," which are no longer included in the standard classification of the service trades, are not covered by the 1948 Census. In a number of localities, these exclusions as well as other changes in the standard classification may have a considerable effect in comparing

1948 with 1939 data, particularly with respect to establishment count.

Establishment definition.—For Census purposes, a business establishment is defined to include only enterprises conducted from a recognizable place of business, provided that the annual sales were in excess of \$5,000 for a wholesale trade establishment and \$500 for establishments in other trades. A detailed analysis of coverage will be provided in future Census of Business publications.

"Number of establishments" is the number of separate business locations, rather than the number of business companies or organizations, since the Census figures represent information reported separately for each business location or establishment. The establishment count reflects the number of places in business at the end of 1948 excluding administrative and executive offices of multiunit organizations, and "chain store" warehouses.

Sales and receipts.—"1948 sales and receipts" represents sales of merchandise and receipts from repairs and other services to customers. The figures reflect deductions for returned goods and allowances, but not for trade-in allowances; they exclude sales and excise taxes collected from customers and paid directly to any taxing agency.

Proprietors.—"Active proprietors..." represents owners and partners of unincorporated businesses who devoted the major portion of their time to the business in November 1948.

Employment.—"Number of paid employees..." represents all employees on the pay roll for the pay period ending nearest November 15, 1948. "Full workweek" employees, whether regular or seasonal, are those who in the November 15 pay period were paid for working at least the number of hours typically worked in a week by employees of the reporting establishment.

1948 CENSUS OF BUSINESS

RETAIL, WHOLESALE, SERVICE TRADES

U. S. DEPARTMENT OF COMMERCE
BUREAU OF THE CENSUS

PRELIMINARY

For Release May 1, 1950

Release Series BC-1P-16-102

ROCKCASTLE COUNTY, KY.

Retail, wholesale, and service establishments located in Rockcastle County, Kentucky, showed a substantial expansion in dollar volume of trade from 1939 to 1948 according to preliminary figures from the 1948 Census of Business released today by the Bureau of the Census, U. S. Department of Commerce.

Retail sales in the county during 1948 aggregated \$3.2 million, an increase of 220 percent over the \$1.0 million in 1939, when the preceding Census of Business was taken. Wholesale sales in the county reached a total of \$612,000 in 1948 as compared with \$132,000 in 1939. The service trades included in the Census of Business recorded receipts totaling \$123,000 in 1948 compared with \$63,000 in 1939.

Employment in the county also rose over the 9-year period between 1939 and 1948 for the above trades. Establishments in these trades reported a combined total of 145 paid employees for the workweek ended nearest November 15, 1948. This compared with a total of 100 employees reported for the week of November 15, 1939.

These preliminary figures have been derived from a Census report on Rockcastle County, Kentucky. Final figures, superseding the preliminary data for Rockcastle County, will be included in a Bulletin for the State of Kentucky to be issued in several months. Similar data will be made available this year in preliminary and final form for each of the counties and States. A single copy of the preliminary release for Rockcastle County as well as an order blank for other area releases may be obtained by writing to the Bureau of the Census, Washington 25, D. C.

Table 1.—CENSUS OF BUSINESS PRELIMINARY RESULTS FOR 1948, BY TRADE GROUP

ROCKCASTLE COUNTY, KY.

Trade group and kind of business	Number of establishments	1948 sales and receipts (Thousand dollars)	Active proprietors of unincorporated businesses Nov. 1948	Paid employees, workweek ended nearest Nov. 15, 1948	
				Total employees ¹	Full workweek employees
RETAIL TRADE, total.....	172	3,194	177	123	81
Food group.....	93	1,142	95	25	10
Eating and drinking places.....	19	190	19	42	30
General merchandise grp, general stores	14	408	15	7	1
Furniture-home furnishings-appliance grp.	5	90	6	4	1
Automotive group.....	5	192	5	7	7
Gasoline service stations.....	15	436	13	17	17
Lumber-building-hardware group.....	7	346	8	11	7
Drug and proprietary stores.....	5	84	4	5	4
All other retail stores.....	9	306	12	5	4
WHOLESALE TRADE.....	6	612	6	8	x
SELECTED SERVICE TRADES ^{2/}	25	123	25	14	14

x Not available.

^{1/} Includes employees paid for less than the full workweek.

^{2/} See General Description on last page for changes from the 1939 Census of Business in the coverage of Service Trades.

GENERAL DESCRIPTION OF PRELIMINARY RELEASES FOR THE 1948 CENSUS OF BUSINESS

This series of releases, of which one is planned for each county in the United States, presents preliminary results of the 1948 Census of Business. The information is based on reports submitted by business establishments for that Census. The figures shown are preliminary, and are subject to revision in the final Census publications, but the changes are expected to be relatively minor with respect to coverage. The final Census figures will be issued in a series of Business Census bulletins which will show additional detailed kind-of-business information for all places where there are a sufficient number of establishments.

The 1948 Census of Business was taken under the provision of the Act of June 19, 1948, which provides that the Business Census be taken for 1948 and for each fifth year thereafter. Previous Business Censuses were taken for the years 1929, 1933, 1935, and 1939.

Scope of the Census.—The 1948 Census of Business covered all establishments in the following trades, as defined by the Standard Industrial Classification Manual, May 1949 issue, of the Executive Office of the President: all retail trades; all wholesale trades; all service trades in the following four groups—personal services, business services, automobile repairs and services, and miscellaneous repair services; hotels; tourist courts and camps; and amusements, including motion picture theaters. Some important services not covered are radio broadcasting and television, medical and health, legal, educational, nonprofit, accounting, and domestic services.

This coverage is similar to that of the 1939 Business Census. However, "custom trades" and "services incidental to transportation," which are no longer included in the standard classification of the service trades, are not covered by the 1948 Census. In a number of localities, these exclusions as well as other changes in the standard classification may have a considerable effect in comparing

1948 with 1939 data, particularly with respect to establishment count.

Establishment definition.—For Census purposes, a business establishment is defined to include only enterprises conducted from a recognizable place of business, provided that the annual sales were in excess of \$5,000 for a wholesale trade establishment and \$500 for establishments in other trades. A detailed analysis of coverage will be provided in future Census of Business publications.

"Number of establishments" is the number of separate business locations, rather than the number of business companies or organizations, since the Census figures represent information reported separately for each business location or establishment. The establishment count reflects the number of places in business at the end of 1948 excluding administrative and executive offices of multiunit organizations, and "chain store" warehouses.

Sales and receipts.—"1948 sales and receipts" represents sales of merchandise and receipts from repairs and other services to customers. The figures reflect deductions for returned goods and allowances, but not for trade-in allowances; they exclude sales and excise taxes collected from customers and paid directly to any taxing agency.

Proprietors.—"Active proprietors..." represents owners and partners of unincorporated businesses who devoted the major portion of their time to the business in November 1948.

Employment.—"Number of paid employees..." represents all employees on the pay roll for the pay period ending nearest November 15, 1948. "Full workweek" employees, whether regular or seasonal, are those who in the November 15 pay period were paid for working at least the number of hours typically worked in a week by employees of the reporting establishment.

1948 CENSUS OF BUSINESS

RETAIL, WHOLESALE, SERVICE TRADES

U. S. DEPARTMENT OF COMMERCE
BUREAU OF THE CENSUS

PRELIMINARY

For Release April 19, 1950

Release Series BC-1P-16-103

ROWAN COUNTY, KY.

Retail, wholesale, and service establishments located in Rowan County, Kentucky, showed a substantial expansion in dollar volume of trade from 1939 to 1948 according to preliminary figures from the 1948 Census of Business released today by the Bureau of the Census, U. S. Department of Commerce.

Retail sales in the county during 1948 aggregated \$4.9 million, an increase of 206 percent over the \$1.6 million in 1939, when the preceding Census of Business was taken. Wholesale sales in the county reached a total of \$2.1 million in 1948 as compared with \$0.8 million in 1939. The service trades included in the Census of Business recorded receipts totaling \$251,000 in 1948 compared with \$61,000 in 1939.

Employment in the county also rose over the 9-year period between 1939 and 1948 for the above trades. Establishments in these trades reported a combined total of 299 paid employees for the workweek ended nearest November 15, 1948. This compared with a total of 158 employees reported for the week of November 15, 1939.

These preliminary figures have been derived from a Census report on Rowan County, Kentucky. Final figures, superseding the preliminary data for Rowan County, will be included in a Bulletin for the State of Kentucky to be issued in several months. Similar data will be made available this year in preliminary and final form for each of the counties and States. A single copy of the preliminary release for Rowan County as well as an order blank for other area releases may be obtained by writing to the Bureau of the Census, Washington 25, D. C.

Table 1.—CENSUS OF BUSINESS PRELIMINARY RESULTS FOR 1948, BY TRADE GROUP

ROWAN COUNTY, KY.

Trade group and kind of business	Number of establishments	1948 sales and receipts (Thousand dollars)	Active proprietors of unincorporated businesses Nov. 1948	Paid employees, workweek ended nearest Nov. 15, 1948	
				Total employees ¹	Full workweek employees
RETAIL TRADE, total.....	148	4,865	122	222	186
Food group.....	76	1,097	54	29	18
Eating and drinking places.....	11	257	11	47	35
Gasoline service stations.....	5	122	2	7	6
All other retail stores.....	56	3,389	55	139	127
WHOLESALE TRADE.....	7	2,120	9	26	x
SELECTED SERVICE TRADES, ^{2/} total.....	25	251	27	51	50
Personal services.....	16	184	17	48	47
All other service trades.....	9	67	10	3	3

x Not available.

^{1/} Includes employees paid for less than the full workweek.

^{2/} See General Description on last page for changes from the 1939 Census of Business in the coverage of Service Trades.

900.71

GENERAL DESCRIPTION OF PRELIMINARY RELEASES FOR THE 1948 CENSUS OF BUSINESS

This series of releases, of which one is planned for each county in the United States, presents preliminary results of the 1948 Census of Business. The information is based on reports submitted by business establishments for that Census. The figures shown are preliminary, and are subject to revision in the final Census publications, but the changes are expected to be relatively minor with respect to coverage. The final Census figures will be issued in a series of Business Census bulletins which will show additional detailed kind-of-business information for all places where there are a sufficient number of establishments.

The 1948 Census of Business was taken under the provision of the Act of June 19, 1948, which provides that the Business Census be taken for 1948 and for each fifth year thereafter. Previous Business Censuses were taken for the years 1929, 1933, 1935, and 1939.

Scope of the Census.—The 1948 Census of Business covered all establishments in the following trades, as defined by the Standard Industrial Classification Manual, May 1949 issue, of the Executive Office of the President: all retail trades; all wholesale trades; all service trades in the following four groups—personal services, business services, automobile repairs and services, and miscellaneous repair services; hotels; tourist courts and camps; and amusements, including motion picture theaters. Some important services not covered are radio broadcasting and television, medical and health, legal, educational, nonprofit, accounting, and domestic services.

This coverage is similar to that of the 1939 Business Census. However, "custom trades" and "services incidental to transportation," which are no longer included in the standard classification of the service trades, are not covered by the 1948 Census. In a number of localities, these exclusions as well as other changes in the standard classification may have a considerable effect in comparing

1948 with 1939 data, particularly with respect to establishment count.

Establishment definition.—For Census purposes, a business establishment is defined to include only enterprises conducted from a recognizable place of business, provided that the annual sales were in excess of \$5,000 for a wholesale trade establishment and \$500 for establishments in other trades. A detailed analysis of coverage will be provided in future Census of Business publications.

"Number of establishments" is the number of separate business locations, rather than the number of business companies or organizations, since the Census figures represent information reported separately for each business location or establishment. The establishment count reflects the number of places in business at the end of 1948 excluding administrative and executive offices of multiunit organizations, and "chain store" warehouses.

Sales and receipts.—"1948 sales and receipts" represents sales of merchandise and receipts from repairs and other services to customers. The figures reflect deductions for returned goods and allowances, but not for trade-in allowances; they exclude sales and excise taxes collected from customers and paid directly to any taxing agency.

Proprietors.—"Active proprietors..." represents owners and partners of unincorporated businesses who devoted the major portion of their time to the business in November 1948.

Employment.—"Number of paid employees..." represents all employees on the pay roll for the pay period ending nearest November 15, 1948. "Full workweek" employees, whether regular or seasonal, are those who in the November 15 pay period were paid for working at least the number of hours typically worked in a week by employees of the reporting establishment.

1948 CENSUS OF BUSINESS

RETAIL, WHOLESALE, SERVICE TRADES

U. S. DEPARTMENT OF COMMERCE
BUREAU OF THE CENSUS

PRELIMINARY

For Release April 27, 1950

Release Series BC-1P-16-104

RUSSELL COUNTY, KY.

Retail and service establishments located in Russell County, Kentucky, showed a substantial expansion in dollar volume of trade from 1939 to 1948 according to preliminary figures from the 1948 Census of Business released today by the Bureau of the Census, U. S. Department of Commerce.

Retail sales in the county during 1948 aggregated \$2.9 million, an increase of 222 percent over the \$0.9 million in 1939, when the preceding Census of Business was taken. The service trades included in the Census of Business recorded receipts totaling \$125,000 in 1948 compared with \$27,000 in 1939.

Employment in the county also rose over the 9-year period between 1939 and 1948 for the above trades. Establishments in these trades reported a combined total of 128 paid employees for the workweek ended nearest November 15, 1948. This compared with a total of 70 employees reported for the week of November 15, 1939.

These preliminary figures have been derived from a Census report on Russell County, Kentucky. Final figures, superseding the preliminary data for Russell County, will be included in a Bulletin for the State of Kentucky to be issued in several months. Similar data will be made available this year in preliminary and final form for each of the counties and States. A single copy of the preliminary release for Russell County as well as an order blank for other area releases may be obtained by writing to the Bureau of the Census, Washington 25, D. C.

Table 1.—CENSUS OF BUSINESS PRELIMINARY RESULTS FOR 1948, BY TRADE GROUP

RUSSELL COUNTY, KY.

Trade group and kind of business	Number of establishments	1948 sales and receipts (Thousand dollars)	Active proprietors of unincorporated businesses Nov. 1948	Paid employees, workweek ended nearest Nov. 15, 1948	
				Total employees ¹	Full workweek employees
RETAIL TRADE, total.....	137	2,946	149	113	93
Food group.....	77	859	83	13	9
Eating and drinking places.....	6	93	8	16	10
Gasoline service stations.....	14	300	17	16	14
All other retail stores.....	40	1,694	41	68	60
SELECTED SERVICE TRADES, ^{2/} total.....	21	125	20	15	11
Personal services.....	13	101	12	12	11
All other service trades.....	8	24	8	3	-

^{1/} Includes employees paid for less than the full workweek.

^{2/} See General Description on last page for changes from the 1939 Census of Business in the coverage of Service Trades.

GENERAL DESCRIPTION OF PRELIMINARY RELEASES FOR THE
1948 CENSUS OF BUSINESS.

This series of releases, of which one is planned for each county in the United States, presents preliminary results of the 1948 Census of Business. The information is based on reports submitted by business establishments for that Census. The figures shown are preliminary, and are subject to revision in the final Census publications, but the changes are expected to be relatively minor with respect to coverage. The final Census figures will be issued in a series of Business Census bulletins which will show additional detailed kind-of-business information for all places where there are a sufficient number of establishments.

The 1948 Census of Business was taken under the provision of the Act of June 19, 1948, which provides that the Business Census be taken for 1948 and for each fifth year thereafter. Previous Business Censuses were taken for the years 1929, 1933, 1935, and 1939.

Scope of the Census.—The 1948 Census of Business covered all establishments in the following trades, as defined by the Standard Industrial Classification Manual, May 1949 issue, of the Executive Office of the President: all retail trades; all wholesale trades; all service trades in the following four groups—personal services, business services, automobile repairs and services, and miscellaneous repair services; hotels; tourist courts and camps; and amusements, including motion picture theaters. Some important services not covered are radio broadcasting and television, medical and health, legal, educational, nonprofit, accounting, and domestic services.

This coverage is similar to that of the 1939 Business Census. However, "custom trades" and "services incidental to transportation," which are no longer included in the standard classification of the service trades, are not covered by the 1948 Census. In a number of localities, these exclusions as well as other changes in the standard classification may have a considerable effect in comparing

1948 with 1939 data, particularly with respect to establishment count.

Establishment definition.—For Census purposes, a business establishment is defined to include only enterprises conducted from a recognizable place of business, provided that the annual sales were in excess of \$5,000 for a wholesale trade establishment and \$500 for establishments in other trades. A detailed analysis of coverage will be provided in future Census of Business publications.

"Number of establishments" is the number of separate business locations, rather than the number of business companies or organizations, since the Census figures represent information reported separately for each business location or establishment. The establishment count reflects the number of places in business at the end of 1948 excluding administrative and executive offices of multiunit organizations, and "chain store" warehouses.

Sales and receipts.—"1948 sales and receipts" represents sales of merchandise and receipts from repairs and other services to customers. The figures reflect deductions for returned goods and allowances, but not for trade-in allowances; they exclude sales and excise taxes collected from customers and paid directly to any taxing agency.

Proprietors.—"Active proprietors..." represents owners and partners of unincorporated businesses who devoted the major portion of their time to the business in November 1948.

Employment.—"Number of paid employees..." represents all employees on the pay roll for the pay period ending nearest November 15, 1948. "Full workweek" employees, whether regular or seasonal, are those who in the November 15 pay period were paid for working at least the number of hours typically worked in a week by employees of the reporting establishment.

1948 CENSUS OF BUSINESS

RETAIL, WHOLESALE, SERVICE TRADES

U. S. DEPARTMENT OF COMMERCE
BUREAU OF THE CENSUS

PRELIMINARY

For Release April 12, 1950

Release Series BC-1P-16-105

SCOTT COUNTY, KY.

Retail, wholesale, and service establishments located in Scott County, Kentucky, showed a substantial expansion in dollar volume of trade from 1939 to 1948 according to preliminary figures from the 1948 Census of Business released today by the Bureau of the Census, U. S. Department of Commerce.

Retail sales in the county during 1948 aggregated \$8.3 million, an increase of 207 percent over the \$2.7 million in 1939, when the preceding Census of Business was taken. Wholesale sales in the county reached a total of \$656,000 in 1948 as compared with \$300,000 in 1939. The service trades included in the Census of Business recorded receipts totaling \$483,000 in 1948 compared with \$111,000 in 1939.

Employment in the county also rose over the 9-year period between 1939 and 1948 for the above trades. Establishments in these trades reported a combined total of 548 paid employees for the workweek ended nearest November 15, 1948. This compared with a total of 317 employees reported for the week of November 15, 1939.

These preliminary figures have been derived from a Census report on Scott County, Kentucky, which also includes data for the city of Georgetown. Final figures, superseding the preliminary data for Scott County, will be included in a Bulletin for the State of Kentucky to be issued in several months. Similar data will be made available this year in preliminary and final form for each of the counties and States. A single copy of the preliminary release for Scott County as well as an order blank for other area releases may be obtained by writing to the Bureau of the Census, Washington 25, D. C.

Table 1.—CENSUS OF BUSINESS PRELIMINARY RESULTS FOR 1948, BY TRADE GROUP
SCOTT COUNTY, KY.

Trade group and kind of business	Number of establishments	1948 sales and receipts (Thousand dollars)	Active proprietors of unincorporated businesses Nov. 1948	Paid employees, workweek ended nearest Nov. 15, 1948	
				Total employees ¹	Full workweek employees
RETAIL TRADE, total.....	163	8,292	186	432	333
Food group.....	55	2,519	58	98	68
Eating and drinking places.....	22	388	26	67	62
General merchandise grp, general stores	7	558	5	40	25
Apparel group.....	7	283	9	19	7
Furniture-home furnishings-appliance grp	6	208	9	6	5
Automotive group.....	9	1,224	9	51	51
Gasoline service stations.....	29	822	32	56	33
Lumber-building-hardware group.....	14	1,352	20	61	54
All other retail stores.....	14	938	18	34	28
WHOLESALE TRADE.....	6	656	5	8	x
SELECTED SERVICE TRADES, ² /total.....	43	483	49	108	97
Personal services.....	30	396	34	98	87
All other service trades.....	13	87	15	10	10
AMUSEMENTS.....	8	173	8	24	x

x Not available

¹/ Includes employees paid for less than the full workweek.

²/ See General Description on last page for changes from the 1939 Census of Business in the coverage of Service Trades.

Table 2.—CENSUS OF BUSINESS PRELIMINARY RESULTS FOR 1948 FOR CITIES OF 2,500 INHABITANTS OR MORE
SCOTT COUNTY, KY.

(Data omitted for trade groups where necessary to avoid disclosure)

City and trade group ¹	Number of establishments	1948 sales and receipts (Thousand dollars)	Active proprietors of unincorporated businesses Nov. 1948	Paid employees, workweek ended nearest Nov. 15, 1948	
				Total employees ²	Full workweek employees
Georgetown:					
Retail trade.....	89	6,711	101	339	277
Selected service trades....	32	410	36	100	90
Remainder of county:					
Retail trade.....	74	1,581	85	93	56
Selected service trades....	11	73	13	8	7

- 1/ See General Description on this page for changes from the 1939 Census of Business in the coverage of Service Trades.
2/ Includes employees paid for less than the full workweek.

GENERAL DESCRIPTION OF PRELIMINARY RELEASES FOR THE 1948 CENSUS OF BUSINESS

This series of releases, of which one is planned for each county in the United States, presents preliminary results of the 1948 Census of Business. The information is based on reports submitted by business establishments for that Census. The figures shown are preliminary, and are subject to revision in the final Census publications, but the changes are expected to be relatively minor with respect to coverage. The final Census figures will be issued in a series of Business Census bulletins which will show additional detailed kind-of-business information for all places where there are a sufficient number of establishments.

The 1948 Census of Business was taken under the provision of the Act of June 19, 1948, which provides that the Business Census be taken for 1948 and for each fifth year thereafter. Previous Business Censuses were taken for the years 1929, 1933, 1935, and 1939.

Scope of the Census.—The 1948 Census of Business covered all establishments in the following trades, as defined by the Standard Industrial Classification Manual, May 1949 issue, of the Executive Office of the President: all retail trades; all wholesale trades; all service trades in the following four groups—personal services, business services, automobile repairs and services, and miscellaneous repair services; hotels; tourist courts and camps; and amusements, including motion picture theaters. Some important services not covered are radio broadcasting and television, medical and health, legal, educational, nonprofit, accounting, and domestic services.

This coverage is similar to that of the 1939 Business Census. However, "custom trades" and "services incidental to transportation," which are no longer included in the standard classification of the service trades, are not covered by the 1948 Census. In a number of localities, these exclusions as well as

other changes in the standard classification may have a considerable effect in comparing 1948 with 1939 data, particularly with respect to establishment count.

Establishment definition.—For Census purposes, a business establishment is defined to include only enterprises conducted from a recognizable place of business, provided that the annual sales were in excess of \$5,000 for a wholesale trade establishment and \$500 for establishments in other trades. A detailed analysis of coverage will be provided in future Censuses of Business publications.

"Number of establishments" is the number of separate business locations, rather than the number of business companies or organizations, since the Census figures represent information reported separately for each business location or establishment. The establishment count reflects the number of places in business at the end of 1948 excluding administrative and executive offices of multiunit organizations, and "chain store" warehouses.

Sales and receipts.—"1948 sales and receipts" represents sales of merchandise and receipts from repairs and other services to customers. The figures reflect deductions for returned goods and allowances, but not for trade-in allowances; they exclude sales and excise taxes collected from customers and paid directly to any taxing agency.

Proprietors.—"Active proprietors..." represents owners and partners of unincorporated businesses who devoted the major portion of their time to the business in November 1948.

Employment.—"Number of paid employees..." represents all employees on the pay roll for the pay period ending nearest November 15, 1948. "Full workweek" employees, whether regular or seasonal, are those who in the November 15 pay period were paid for working at least the number of hours typically worked in a week by employees of the reporting establishment.

1948 CENSUS OF BUSINESS

U. S. DEPARTMENT OF COMMERCE
BUREAU OF THE CENSUS

RETAIL, WHOLESALE, SERVICE TRADES

PRELIMINARY

For Release April 26, 1950

Release Series BC-1P-16-106

SHELBY COUNTY, KY.

Retail, wholesale, and service establishments located in Shelby County, Kentucky, showed a substantial expansion in dollar volume of trade from 1939 to 1948 according to preliminary figures from the 1948 Census of Business released today by the Bureau of the Census, U. S. Department of Commerce.

Retail sales in the county during 1948 aggregated \$11.6 million, an increase of 231 percent over the \$3.5 million in 1939, when the preceding Census of Business was taken. Wholesale sales in the county reached a total of \$21.9 million in 1948 as compared with \$5.5 million in 1939. The service trades included in the Census of Business recorded receipts totaling \$753,000 in 1948 compared with \$196,000 in 1939.

Employment in the county also rose over the 9-year period between 1939 and 1948 for the above trades. Establishments in these trades reported a combined total of 804 paid employees for the workweek ended nearest November 15, 1948. This compared with a total of 503 employees reported for the week of November 15, 1939.

These preliminary figures have been derived from a Census report on Shelby County, Kentucky, which also includes data for the city of Shelbyville. Final figures, superseding the preliminary data for Shelby County, will be included in a Bulletin for the State of Kentucky to be issued in several months. Similar data will be made available this year in preliminary and final form for each of the counties and States. A single copy of the preliminary release for Shelby County as well as an order blank for other area releases may be obtained by writing to the Bureau of the Census, Washington 25, D. C.

Table 1.—CENSUS OF BUSINESS PRELIMINARY RESULTS FOR 1948, BY TRADE GROUP

SHELBY COUNTY, KY.

Trade group and kind of business	Number of establishments	1948 sales and receipts (Thousand dollars)	Active proprietors of unincorporated businesses Nov. 1948	Paid employees, workweek ended nearest Nov. 15, 1948	
				Total employees ¹	Full workweek employees
RETAIL TRADE, total.....	180	11,580	200	555	415
Food group.....	52	2,515	54	84	60
Eating and drinking places.....	27	586	31	95	55
General merchandise grp, general stores	19	1,663	22	109	69
Apparel group.....	6	300	9	9	7
Furniture-home furnishgs-appliance grp	6	361	8	14	12
Automotive group.....	12	2,516	11	81	81
Gasoline service stations.....	22	697	25	24	20
Lumber-building-hardware group.....	11	1,074	15	50	38
All other retail stores.....	25	1,868	25	89	73
WHOLESALE TRADE.....	19	21,871	24	129	x
SELECTED SERVICE TRADES, ² /total.....	47	753	53	120	113
Personal services.....	24	387	25	94	89
All other service trades.....	23	366	28	26	24
AMUSEMENTS.....	8	335	5	28	x

x Not available.

¹/ Includes employees paid for less than the full workweek.

²/ See General Description on last page for changes from the 1939 Census of Business in the coverage of Service Trades.

Table 2.—CENSUS OF BUSINESS PRELIMINARY RESULTS FOR 1948 FOR CITIES OF 2,500 INHABITANTS OR MORE

SHELBY COUNTY, KY.

(Data omitted for trade groups where necessary to avoid disclosure)

City and trade group ¹	Number of establishments	1948 sales and receipts (Thousand dollars)	Active proprietors of unincorporated businesses Nov. 1948	Paid employees, workweek ended nearest Nov. 15, 1948	
				Total employees ²	Full workweek employees
Shelbyville:					
Retail trade.....	104	9,017	109	441	334
Selected service trades...	33	543	35	107	103
Remainder of county:					
Retail trade.....	76	2,563	91	114	81
Selected service trades...	14	210	18	13	10

1/ See General Description on this page for changes from the 1939 Census of Business in the coverage of Service Trades.

2/ Includes employees paid for less than the full workweek.

GENERAL DESCRIPTION OF PRELIMINARY RELEASES FOR THE 1948 CENSUS OF BUSINESS

This series of releases, of which one is planned for each county in the United States, presents preliminary results of the 1948 Census of Business. The information is based on reports submitted by business establishments for that Census. The figures shown are preliminary, and are subject to revision in the final Census publications, but the changes are expected to be relatively minor with respect to coverage. The final Census figures will be issued in a series of Business Census bulletins which will show additional detailed kind-of-business information for all places where there are a sufficient number of establishments.

The 1948 Census of Business was taken under the provision of the Act of June 19, 1948, which provides that the Business Census be taken for 1948 and for each fifth year thereafter. Previous Business Censuses were taken for the years 1929, 1933, 1935, and 1939.

Scope of the Census.—The 1948 Census of Business covered all establishments in the following trades, as defined by the Standard Industrial Classification Manual, May 1949 issue, of the Executive Office of the President: all retail trades; all wholesale trades; all service trades in the following four groups—personal services, business services, automobile repairs and services, and miscellaneous repair services; hotels; tourist courts and camps; and amusements, including motion picture theaters. Some important services not covered are radio broadcasting and television, medical and health, legal, educational, nonprofit, accounting, and domestic services.

This coverage is similar to that of the 1939 Business Census. However, "custom trades" and "services incidental to transportation," which are no longer included in the standard classification of the service trades, are not covered by the 1948 Census. In a number of localities, these exclusions as well as other changes in the standard classification may have

a considerable effect in comparing 1948 with 1939 data, particularly with respect to establishment count.

Establishment definition.—For Census purposes, a business establishment is defined to include only enterprises conducted from a recognizable place of business, provided that the annual sales were in excess of \$5,000 for a wholesale trade establishment and \$500 for establishments in other trades. A detailed analysis of coverage will be provided in future Census of Business publications.

"Number of establishments" is the number of separate business locations, rather than the number of business companies or organizations, since the Census figures represent information reported separately for each business location or establishment. The establishment count reflects the number of places in business at the end of 1948 excluding administrative and executive offices of multiunit organizations, and "chain store" warehouses.

Sales and receipts.—"1948 sales and receipts" represents sales of merchandise and receipts from repairs and other services to customers. The figures reflect deductions for returned goods and allowances, but not for trade-in allowances; they exclude sales and excise taxes collected from customers and paid directly to any taxing agency.

Proprietors.—"Active proprietors..." represents owners and partners of unincorporated businesses who devoted the major portion of their time to the business in November 1948.

Employment.—"Number of paid employees..." represents all employees on the pay roll for the pay period ending nearest November 15, 1948. "Full workweek" employees, whether regular or seasonal, are those who in the November 15 pay period were paid for working at least the number of hours typically worked in a week by employees of the reporting establishment.

1948 CENSUS OF BUSINESS

RETAIL, WHOLESALE, SERVICE TRADES

U. S. DEPARTMENT OF COMMERCE
BUREAU OF THE CENSUS

PRELIMINARY

For Release April 17, 1950

Release Series BC-1P-16-107

SIMPSON COUNTY, KY.

Retail, wholesale, and service establishments located in Simpson County, Kentucky, showed a substantial expansion in dollar volume of trade from 1939 to 1948 according to preliminary figures from the 1948 Census of Business released today by the Bureau of the Census, U. S. Department of Commerce.

Retail sales in the county during 1948 aggregated \$8.2 million, an increase of 290 percent over the \$2.1 million in 1939, when the preceding Census of Business was taken. Wholesale sales in the county reached a total of \$3.5 million in 1948 as compared with \$1.0 million in 1939. The service trades included in the Census of Business recorded receipts totaling \$341,000 in 1948 compared with \$91,000 in 1939.

Employment in the county also rose over the 9-year period between 1939 and 1948 for the above trades. Establishments in these trades reported a combined total of 619 paid employees for the workweek ended nearest November 15, 1948. This compared with a total of 442 employees reported for the week of November 15, 1939.

These preliminary figures have been derived from a Census report on Simpson County, Kentucky, which also includes data for the city of Franklin. Final figures, superseding the preliminary data for Simpson County, will be included in a Bulletin for the State of Kentucky to be issued in several months. Similar data will be made available this year in preliminary and final form for each of the counties and States. A single copy of the preliminary release for Simpson County as well as an order blank for other area releases may be obtained by writing to the Bureau of the Census, Washington 25, D. C.

Table 1.—CENSUS OF BUSINESS PRELIMINARY RESULTS FOR 1948, BY TRADE GROUP

SIMPSON COUNTY, KY.

Trade group and kind of business	Number of establishments	1948 sales and receipts (Thousand dollars)	Active proprietors of unincorporated businesses Nov. 1948	Paid employees, workweek ended nearest Nov. 15, 1948	
				Total employees ¹	Full workweek employees
RETAIL TRADE, total.....	130	8,181	134	445	347
Food group.....	41	1,673	43	49	34
Eating and drinking places.....	13	217	16	33	26
Gasoline service stations.....	18	532	17	35	21
All other retail stores.....	58	5,759	58	328	266
WHOLESALE TRADE.....	12	3,468	9	120	x
SELECTED SERVICE TRADES, ² /total.....	34	341	42	54	48
Personal services.....	20	186	26	39	34
All other service trades.....	14	155	16	15	14

x Not available.

1/ Includes employees paid for less than the full workweek.

2/ See General Description on last page for changes from the 1939 Census of Business in the coverage of Service Trades.

Table 2.—CENSUS OF BUSINESS PRELIMINARY RESULTS FOR 1948 FOR CITIES OF 2,500 INHABITANTS OR MORE

SIMPSON COUNTY, KY.

(Data omitted for trade groups where necessary to avoid disclosure)

City and trade group ¹	Number of establishments	1948 sales and receipts (Thousand dollars)	Active proprietors of unincorporated businesses Nov. 1948	Paid employees, workweek ended nearest Nov. 15, 1948	
				Total employees ¹	Full workweek employees
Franklin:					
Retail trade.....	96	7,404	96	415	330
Remainder of county:					
Retail trade.....	34	777	38	30	17

¹/ Includes employees paid for less than the full workweek.

GENERAL DESCRIPTION OF PRELIMINARY RELEASES FOR THE 1948 CENSUS OF BUSINESS

This series of releases, of which one is planned for each county in the United States, presents preliminary results of the 1948 Census of Business. The information is based on reports submitted by business establishments for that Census. The figures shown are preliminary, and are subject to revision in the final Census publications, but the changes are expected to be relatively minor with respect to coverage. The final Census figures will be issued in a series of Business Census bulletins which will show additional detailed kind-of-business information for all places where there are a sufficient number of establishments.

The 1948 Census of Business was taken under the provision of the Act of June 19, 1948, which provides that the Business Census be taken for 1948 and for each fifth year thereafter. Previous Business Censuses were taken for the years 1929, 1933, 1935, and 1939.

Scope of the Census.—The 1948 Census of Business covered all establishments in the following trades, as defined by the Standard Industrial Classification Manual, May 1949 issue, of the Executive Office of the President: all retail trades; all wholesale trades; all service trades in the following four groups—personal services, business services, automobile repairs and services, and miscellaneous repair services; hotels; tourist courts and camps; and amusements, including motion picture theaters. Some important services not covered are radio broadcasting and television, medical and health, legal, educational, nonprofit, accounting, and domestic services.

This coverage is similar to that of the 1939 Business Census. However, "custom trade" and "services incidental to transportation," which are no longer included in the standard classification of the service trades, are not covered by the 1948 Census. In a number of localities, these exclusions as well as other changes in the standard classification may have

a considerable effect in comparing 1948 with 1939 data, particularly with respect to establishment count.

Establishment definition.—For Census purposes, a business establishment is defined to include only enterprises conducted from a recognizable place of business, provided that the annual sales were in excess of \$5,000 for a wholesale trade establishment and \$500 for establishments in other trades. A detailed analysis of coverage will be provided in future Census of Business publications.

"Number of establishments" is the number of separate business locations, rather than the number of business companies or organizations, since the Census figures represent information reported separately for each business location or establishment. The establishment count reflects the number of places in business at the end of 1948 excluding administrative and executive offices of multiunit organizations, and "chain store" warehouses.

Sales and receipts.—"1948 sales and receipts" represents sales of merchandise and receipts from repairs and other services to customers. The figures reflect deductions for returned goods and allowances, but not for trade-in allowances; they exclude sales and excise taxes collected from customers and paid directly to any taxing agency.

Proprietors.—"Active proprietors..." represents owners and partners of unincorporated businesses who devoted the major portion of their time to the business in November 1948.

Employment.—"Number of paid employees..." represents all employees on the pay roll for the pay period ending nearest November 15, 1948. "Full workweek" employees, whether regular or seasonal, are those who in the November 15 pay period were paid for working at least the number of hours typically worked in a week by employees of the reporting establishment.

1948 CENSUS OF BUSINESS

RETAIL, WHOLESALE, SERVICE TRADES

U. S. DEPARTMENT OF COMMERCE
BUREAU OF THE CENSUS

PRELIMINARY

For Release May 15, 1950

Release Series BC-1P-16-108

SPENCER COUNTY, KY.

Retail and service establishments located in Spencer County, Kentucky, showed a substantial expansion in dollar volume of trade from 1939 to 1948 according to preliminary figures from the 1948 Census of Business released today by the Bureau of the Census, U. S. Department of Commerce.

Retail sales in the county during 1948 aggregated \$2.7 million, an increase of 350 percent over the \$0.6 million in 1939, when the preceding Census of Business was taken. The service trades included in the Census of Business recorded receipts totaling \$75,000 in 1948 compared with \$22,000 in 1939.

Employment in the county also rose over the 9-year period between 1939 and 1948 for the above trades. Establishments in these trades reported a combined total of 148 paid employees for the workweek ended nearest November 15, 1948. This compared with a total of 55 employees reported for the week of November 15, 1939.

These preliminary figures have been derived from a Census report on Spencer County, Kentucky. Final figures, superseding the preliminary data for Spencer County, will be included in a Bulletin for the State of Kentucky to be issued in several months. Similar data will be made available this year in preliminary and final form for each of the counties and States. A single copy of the preliminary release for Spencer County as well as an order blank for other area releases may be obtained by writing to the Bureau of the Census, Washington 25, D. C.

Table 1.—CENSUS OF BUSINESS PRELIMINARY RESULTS FOR 1948, BY TRADE GROUP
SPENCER COUNTY, KY.

Trade group and kind of business	Number of establishments	1948 sales and receipts (Thousand dollars)	Active proprietors of unincorporated businesses Nov. 1948	Paid employees, workweek ended nearest Nov. 15, 1948	
				Total employees ¹	Full workweek employees
RETAIL TRADE, total.....	54	2,688	48	139	101
Food group.....	18	484	20	22	15
Eating and drinking places.....	5	71	5	11	7
Gasoline service stations.....	8	157	7	5	3
All other retail stores.....	23	1,976	16	101	76
SELECTED SERVICE TRADES ² /.....	10	75	11	9	7

¹/ Includes employees paid for less than the full workweek.

²/ See General Description on last page for changes from the 1939 Census of Business in the coverage of Service Trades.

GENERAL DESCRIPTION OF PRELIMINARY RELEASES FOR THE 1948 CENSUS OF BUSINESS

This series of releases, of which one is planned for each county in the United States, presents preliminary results of the 1948 Census of Business. The information is based on reports submitted by business establishments for that Census. The figures shown are preliminary, and are subject to revision in the final Census publications, but the changes are expected to be relatively minor with respect to coverage. The final Census figures will be issued in a series of Business Census bulletins which will show additional detailed kind-of-business information for all places where there are a sufficient number of establishments.

The 1948 Census of Business was taken under the provision of the Act of June 19, 1948, which provides that the Business Census be taken for 1948 and for each fifth year thereafter. Previous Business Censuses were taken for the years 1929, 1933, 1935, and 1939.

Scope of the Census.—The 1948 Census of Business covered all establishments in the following trades, as defined by the Standard Industrial Classification Manual, May 1949 issue, of the Executive Office of the President: all retail trades; all wholesale trades; all service trades in the following four groups—personal services, business services, automobile repairs and services, and miscellaneous repair services; hotels; tourist courts and camps; and amusements, including motion picture theaters. Some important services not covered are radio broadcasting and television, medical and health, legal, educational, nonprofit, accounting, and domestic services.

This coverage is similar to that of the 1939 Business Census. However, "custom trades" and "services incidental to transportation," which are no longer included in the standard classification of the service trades, are not covered by the 1948 Census. In a number of localities, these exclusions as well as other changes in the standard classification may have a considerable effect in comparing

1948 with 1939 data, particularly with respect to establishment count.

Establishment definition.—For Census purposes, a business establishment is defined to include only enterprises conducted from a recognizable place of business, provided that the annual sales were in excess of \$5,000 for a wholesale trade establishment and \$500 for establishments in other trades. A detailed analysis of coverage will be provided in future Census of Business publications.

"Number of establishments" is the number of separate business locations, rather than the number of business companies or organizations, since the Census figures represent information reported separately for each business location or establishment. The establishment count reflects the number of places in business at the end of 1948 excluding administrative and executive offices of multiunit organizations, and "chain store" warehouses.

Sales and receipts.—"1948 sales and receipts" represents sales of merchandise and receipts from repairs and other services to customers. The figures reflect deductions for returned goods and allowances, but not for trade-in allowances; they exclude sales and excise taxes collected from customers and paid directly to any taxing agency.

Proprietors.—"Active proprietors..." represents owners and partners of unincorporated businesses who devoted the major portion of their time to the business in November 1948.

Employment.—"Number of paid employees..." represents all employees on the pay roll for the pay period ending nearest November 15, 1948. "Full workweek" employees, whether regular or seasonal, are those who in the November 15 pay period were paid for working at least the number of hours typically worked in a week by employees of the reporting establishment.

1948 CENSUS OF BUSINESS

RETAIL, WHOLESALE, SERVICE TRADES

U. S. DEPARTMENT OF COMMERCE
BUREAU OF THE CENSUS

PRELIMINARY

For Release April 13, 1950

Release Series BC-1P-16-109

TAYLOR COUNTY, KY.

Retail, wholesale, and service establishments located in Taylor County, Kentucky, showed a substantial expansion in dollar volume of trade from 1939 to 1948 according to preliminary figures from the 1948 Census of Business released today by the Bureau of the Census, U. S. Department of Commerce.

Retail sales in the county during 1948 aggregated \$7.6 million, an increase of 322 percent over the \$1.8 million in 1939, when the preceding Census of Business was taken. Wholesale sales in the county reached a total of \$6.0 million in 1948 as compared with \$1.6 million in 1939. The service trades included in the Census of Business recorded receipts totaling \$264,000 in 1948 compared with \$79,000 in 1939.

Employment in the county also rose over the 9-year period between 1939 and 1948 for the above trades. Establishments in these trades reported a combined total of 459 paid employees for the workweek ended nearest November 15, 1948. This compared with a total of 238 employees reported for the week of November 15, 1939.

These preliminary figures have been derived from a Census report on Taylor County, Kentucky. Final figures, superseding the preliminary data for Taylor County, will be included in a Bulletin for the State of Kentucky to be issued in several months. Similar data will be made available this year in preliminary and final form for each of the counties and States. A single copy of the preliminary release for Taylor County as well as an order blank for other area releases may be obtained by writing to the Bureau of the Census, Washington 25, D. C.

Table 1.—CENSUS OF BUSINESS PRELIMINARY RESULTS FOR 1948, BY TRADE GROUP
TAYLOR COUNTY, KY.

Trade group and kind of business	Number of establishments	1948 sales and receipts (Thousand dollars)	Active proprietors of unincorporated businesses Nov. 1948	Paid employees, workweek ended nearest Nov. 15, 1948	
				Total employees ¹	Full workweek employees
RETAIL TRADE, total.....	155	7,589	171	337	255
Food group.....	53	1,440	58	33	20
Eating and drinking places.....	9	170	10	18	13
General merchandise grp, general stores.....	22	1,270	20	85	52
Apparel group.....	7	341	8	21	9
Furniture-home furnishgs-appliance grp.....	9	765	8	25	23
Automotive group.....	12	1,197	15	41	41
Gasoline service stations.....	20	479	24	29	23
Lumber-building-hardware group.....	13	1,354	17	54	50
All other retail stores.....	10	573	11	31	24
WHOLESALE TRADE.....	22	6,008	31	80	x
SELECTED SERVICE TRADES, ^{2/} total.....	32	264	39	42	38
Personal services.....	20	186	24	35	31
All other service trades.....	12	78	15	7	7

x Not available.

^{1/} Includes employees paid for less than the full workweek.

^{2/} See General Description on last page for changes from the 1939 Census of Business in the coverage of Service Trades.

GENERAL DESCRIPTION OF PRELIMINARY RELEASES FOR THE 1948 CENSUS OF BUSINESS

This series of releases, of which one is planned for each county in the United States, presents preliminary results of the 1948 Census of Business. The information is based on reports submitted by business establishments for that Census. The figures shown are preliminary, and are subject to revision in the final Census publications, but the changes are expected to be relatively minor with respect to coverage. The final Census figures will be issued in a series of Business Census bulletins which will show additional detailed kind-of-business information for all places where there are a sufficient number of establishments.

The 1948 Census of Business was taken under the provision of the Act of June 19, 1948, which provides that the Business Census be taken for 1948 and for each fifth year thereafter. Previous Business Censuses were taken for the years 1929, 1933, 1935, and 1939.

Scope of the Census.—The 1948 Census of Business covered all establishments in the following trades, as defined by the Standard Industrial Classification Manual, May 1949 issue, of the Executive Office of the President: all retail trades; all wholesale trades; all service trades in the following four groups—personal services, business services, automobile repairs and services, and miscellaneous repair services; hotels; tourist courts and camps; and amusements, including motion picture theaters. Some important services not covered are radio broadcasting and television, medical and health, legal, educational, nonprofit, accounting, and domestic services.

This coverage is similar to that of the 1939 Business Census. However, "custom trades" and "services incidental to transportation," which are no longer included in the standard classification of the service trades, are not covered by the 1948 Census. In a number of localities, these exclusions as well as other changes in the standard classification may have a considerable effect in comparing

1948 with 1939 data, particularly with respect to establishment count.

Establishment definition.—For Census purposes, a business establishment is defined to include only enterprises conducted from a recognizable place of business, provided that the annual sales were in excess of \$5,000 for a wholesale trade establishment and \$500 for establishments in other trades. A detailed analysis of coverage will be provided in future Census of Business publications.

"Number of establishments" is the number of separate business locations, rather than the number of business companies or organizations, since the Census figures represent information reported separately for each business location or establishment. The establishment count reflects the number of places in business at the end of 1948 excluding administrative and executive offices of multiunit organizations, and "chain store" warehouses.

Sales and receipts.—"1948 sales and receipts" represents sales of merchandise and receipts from repairs and other services to customers. The figures reflect deductions for returned goods and allowances, but not for trade-in allowances; they exclude sales and excise taxes collected from customers and paid directly to any taxing agency.

Proprietors.—"Active proprietors..." represents owners and partners of unincorporated businesses who devoted the major portion of their time to the business in November 1948.

Employment.—"Number of paid employees..." represents all employees on the pay roll for the pay period ending nearest November 15, 1948. "Full workweek" employees, whether regular or seasonal, are those who in the November 15 pay period were paid for working at least the number of hours typically worked in a week by employees of the reporting establishment.

1948 CENSUS OF BUSINESS

U. S. DEPARTMENT OF COMMERCE
BUREAU OF THE CENSUS

RETAIL, WHOLESALE, SERVICE TRADES

PRELIMINARY

For Release April 13, 1950

Release Series BC-1P-16-110

TODD COUNTY, KY.

Retail, wholesale, and service establishments located in Todd County, Kentucky, showed a substantial expansion in dollar volume of trade from 1939 to 1948 according to preliminary figures from the 1948 Census of Business released today by the Bureau of the Census, U. S. Department of Commerce.

Retail sales in the county during 1948 aggregated \$4.6 million, an increase of 229 percent over the \$1.4 million in 1939, when the preceding Census of Business was taken. Wholesale sales in the county reached a total of \$1.9 million in 1948 as compared with \$0.2 million in 1939. The service trades included in the Census of Business recorded receipts totaling \$114,000 in 1948 compared with \$60,000 in 1939.

Employment in the county also rose over the 9-year period between 1939 and 1948 for the above trades. Establishments in these trades reported a combined total of 312 paid employees for the workweek ended nearest November 15, 1948. This compared with a total of 163 employees reported for the week of November 15, 1939.

These preliminary figures have been derived from a Census report on Todd County, Kentucky. Final figures, superseding the preliminary data for Todd County, will be included in a Bulletin for the State of Kentucky to be issued in several months. Similar data will be made available this year in preliminary and final form for each of the counties and States. A single copy of the preliminary release for Todd County as well as an order blank for other area releases may be obtained by writing to the Bureau of the Census, Washington 25, D. C.

Table 1.—CENSUS OF BUSINESS PRELIMINARY RESULTS FOR 1948, BY TRADE GROUP

TODD COUNTY, KY.

Trade group and kind of business	Number of establishments	1948 sales and receipts (Thousand dollars)	Active proprietors of unincorporated businesses Nov. 1948	Paid employees, workweek ended nearest Nov. 15, 1948	
				Total employees ¹	Full workweek employees
RETAIL TRADE, total.....	129	4,646	137	260	176
Food group.....	54	1,319	56	50	34
Eating and drinking places.....	10	117	10	38	19
Gasoline and service stations.....	15	364	17	17	12
All other retail stores.....	50	2,846	54	155	111
WHOLESALE TRADE.....	8	1,936	8	36	x
SELECTED SERVICE TRADES, ^{2/} total.....	32	114	36	16	12
Personal services.....	15	50	15	10	10
All other service trades.....	17	64	21	6	2

x Not available.

^{1/} Includes employees paid for less than the full workweek.

^{2/} See General Description on last page for changes from the 1939 Census of Business in the coverage of Service Trades.

GENERAL DESCRIPTION OF PRELIMINARY RELEASES FOR THE 1948 CENSUS OF BUSINESS

This series of releases, of which one is planned for each county in the United States, presents preliminary results of the 1948 Census of Business. The information is based on reports submitted by business establishments for that Census. The figures shown are preliminary, and are subject to revision in the final Census publications, but the changes are expected to be relatively minor with respect to coverage. The final Census figures will be issued in a series of Business Census bulletins which will show additional detailed kind-of-business information for all places where there are a sufficient number of establishments.

The 1948 Census of Business was taken under the provision of the Act of June 19, 1948, which provides that the Business Census be taken for 1948 and for each fifth year thereafter. Previous Business Censuses were taken for the years 1929, 1933, 1935, and 1939.

Scope of the Census.—The 1948 Census of Business covered all establishments in the following trades, as defined by the Standard Industrial Classification Manual, May 1949 issue, of the Executive Office of the President: all retail trades; all wholesale trades; all service trades in the following four groups—personal services, business services, automobile repairs and services, and miscellaneous repair services; hotels; tourist courts and camps; and amusements, including motion picture theaters. Some important services not covered are radio broadcasting and television, medical and health, legal, educational, nonprofit, accounting, and domestic services.

This coverage is similar to that of the 1939 Business Census. However, "custom trades" and "services incidental to transportation," which are no longer included in the standard classification of the service trades, are not covered by the 1948 Census. In a number of localities, these exclusions as well as other changes in the standard classification may have a considerable effect in comparing

1948 with 1939 data, particularly with respect to establishment count.

Establishment definition.—For Census purposes, a business establishment is defined to include only enterprises conducted from a recognizable place of business, provided that the annual sales were in excess of \$5,000 for a wholesale trade establishment and \$500 for establishments in other trades. A detailed analysis of coverage will be provided in future Census of Business publications.

"Number of establishments" is the number of separate business locations, rather than the number of business companies or organizations, since the Census figures represent information reported separately for each business location or establishment. The establishment count reflects the number of places in business at the end of 1948 excluding administrative and executive offices of multiunit organizations, and "chain store" warehouses.

Sales and receipts.—"1948 sales and receipts" represents sales of merchandise and receipts from repairs and other services to customers. The figures reflect deductions for returned goods and allowances, but not for trade-in allowances; they exclude sales and excise taxes collected from customers and paid directly to any taxing agency.

Proprietors.—"Active proprietors..." represents owners and partners of unincorporated businesses who devoted the major portion of their time to the business in November 1948.

Employment.—"Number of paid employees..." represents all employees on the pay roll for the pay period ending nearest November 15, 1948. "Full workweek" employees, whether regular or seasonal, are those who in the November 15 pay period were paid for working at least the number of hours typically worked in a week by employees of the reporting establishment.

1948 CENSUS OF BUSINESS

U. S. DEPARTMENT OF COMMERCE
BUREAU OF THE CENSUS

RETAIL, WHOLESALE, SERVICE TRADES

PRELIMINARY

For Release April 17, 1950

Release Series BC-1P-16-111

TRIGG COUNTY, KY.

Retail, wholesale, and service establishments located in Trigg County, Kentucky, showed a substantial expansion in dollar volume of trade from 1939 to 1948 according to preliminary figures from the 1948 Census of Business released today by the Bureau of the Census, U. S. Department of Commerce.

Retail sales in the county during 1948 aggregated \$3.4 million, an increase of 240 percent over the \$1.0 million in 1939, when the preceding Census of Business was taken. Wholesale sales in the county reached a total of \$434,000 in 1948 as compared with \$175,000 in 1939. The service trades included in the Census of Business recorded receipts totaling \$146,000 in 1948 compared with \$22,000 in 1939.

Employment in the county also rose over the 9-year period between 1939 and 1948 for the above trades. Establishments in these trades reported a combined total of 189 paid employees for the workweek ended nearest November 15, 1948. This compared with a total of 107 employees reported for the week of November 15, 1939.

These preliminary figures have been derived from a Census report on Trigg County, Kentucky. Final figures, superseding the preliminary data for Trigg County, will be included in a Bulletin for the State of Kentucky to be issued in several months. Similar data will be made available this year in preliminary and final form for each of the counties and States. A single copy of the preliminary release for Trigg County as well as an order blank for other area releases may be obtained by writing to the Bureau of the Census, Washington 25, D. C.

Table 1.—CENSUS OF BUSINESS PRELIMINARY RESULTS FOR 1948, BY TRADE GROUP

TRIGG COUNTY, KY.

Trade group and kind of business	Number of establishments	1948 sales and receipts (Thousand dollars)	Active proprietors of unincorporated businesses Nov. 1948	Paid employees, workweek ended nearest Nov. 15, 1948	
				Total employees ¹	Full workweek employees
RETAIL TRADE, total.....	111	3,440	124	157	123
Food group.....	47	726	53	19	14
Eating and drinking places.....	9	158	10	13	5
Gasoline service stations.....	11	190	13	14	10
All other retail stores.....	44	2,366	48	111	94
WHOLESALE TRADE.....	5	434	5	9	x
SELECTED SERVICE TRADES, ^{2/} total.....	18	146	25	23	12
Personal services.....	7	52	11	8	6
All other service trades.....	11	94	14	15	6

x Not available.

^{1/} Includes employees paid for less than the full workweek.

^{2/} See General Description on last page for changes from the 1939 Census of Business in the coverage of Service Trades.

GENERAL DESCRIPTION OF PRELIMINARY RELEASES FOR THE 1948 CENSUS OF BUSINESS

This series of releases, of which one is planned for each county in the United States, presents preliminary results of the 1948 Census of Business. The information is based on reports submitted by business establishments for that Census. The figures shown are preliminary, and are subject to revision in the final Census publications, but the changes are expected to be relatively minor with respect to coverage. The final Census figures will be issued in a series of Business Census bulletins which will show additional detailed kind-of-business information for all places where there are a sufficient number of establishments.

The 1948 Census of Business was taken under the provision of the Act of June 19, 1948, which provides that the Business Census be taken for 1948 and for each fifth year thereafter. Previous Business Censuses were taken for the years 1929, 1933, 1935, and 1939.

Scope of the Census.—The 1948 Census of Business covered all establishments in the following trades, as defined by the Standard Industrial Classification Manual, May 1949 issue, of the Executive Office of the President: all retail trades; all wholesale trades; all service trades in the following four groups—personal services, business services, automobile repairs and services, and miscellaneous repair services; hotels; tourist courts and camps; and amusements, including motion picture theaters. Some important services not covered are radio broadcasting and television, medical and health, legal, educational, nonprofit, accounting, and domestic services.

This coverage is similar to that of the 1939 Business Census. However, "custom trades" and "services incidental to transportation," which are no longer included in the standard classification of the service trades, are not covered by the 1948 Census. In a number of localities, these exclusions as well as other changes in the standard classification may have a considerable effect in comparing

1948 with 1939 data, particularly with respect to establishment count.

Establishment definition.—For Census purposes, a business establishment is defined to include only enterprises conducted from a recognizable place of business, provided that the annual sales were in excess of \$5,000 for a wholesale trade establishment and \$500 for establishments in other trades. A detailed analysis of coverage will be provided in future Census of Business publications.

"Number of establishments" is the number of separate business locations, rather than the number of business companies or organizations, since the Census figures represent information reported separately for each business location or establishment. The establishment count reflects the number of places in business at the end of 1948 excluding administrative and executive offices of multiunit organizations, and "chain store" warehouses.

Sales and receipts.—"1948 sales and receipts" represents sales of merchandise and receipts from repairs and other services to customers. The figures reflect deductions for returned goods and allowances, but not for trade-in allowances; they exclude sales and excise taxes collected from customers and paid directly to any taxing agency.

Proprietors.—"Active proprietors..." represents owners and partners of unincorporated businesses who devoted the major portion of their time to the business in November 1948.

Employment.—"Number of paid employees..." represents all employees on the pay roll for the pay period ending nearest November 15, 1948. "Full workweek" employees, whether regular or seasonal, are those who in the November 15 pay period were paid for working at least the number of hours typically worked in a week by employees of the reporting establishment.

1948 CENSUS OF BUSINESS

RETAIL, WHOLESALE, SERVICE TRADES

U. S. DEPARTMENT OF COMMERCE
BUREAU OF THE CENSUS

PRELIMINARY

For Release April 13, 1950

Release Series BC-1P-16-112

TRIMBLE COUNTY, KY.

Retail establishments located in Trimble County, Kentucky, showed a substantial expansion in dollar volume of trade from 1939 to 1948 according to preliminary figures from the 1948 Census of Business released today by the Bureau of the Census, U. S. Department of Commerce.

Retail sales in the county during 1948 aggregated \$970,000, an increase of 226 percent over the \$298,000 in 1939, when the preceding Census of Business was taken.

Employment in the county also rose over the 9-year period between 1939 and 1948 for the above trade. Retail establishments reported a total of 60 paid employees for the workweek ended nearest November 15, 1948. This compared with a total of 22 employees reported for the week of November 15, 1939.

These preliminary figures have been derived from a Census report on Trimble County, Kentucky. Final figures, superseding the preliminary data for Trimble County, will be included in a Bulletin for the State of Kentucky to be issued in several months. Similar data will be made available this year in preliminary and final form for each of the counties and States. A single copy of the preliminary release for Trimble County as well as an order blank for other area releases may be obtained by writing to the Bureau of the Census, Washington 25, D. C.

Table 1.—CENSUS OF BUSINESS PRELIMINARY RESULTS FOR 1948, BY TRADE GROUP
TRIMBLE COUNTY, KY.

Trade group and kind of business	Number of establishments	1948 sales and receipts (Thousand dollars)	Active proprietors of unincorporated businesses Nov. 1948	Paid employees, workweek ended nearest Nov. 15, 1948	
				Total employees ¹	Full workweek employees
RETAIL TRADE, total.....	31	970	36	60	41
Food group.....	10	291	11	17	7
Eating and drinking places.....	6	85	9	10	7
Gasoline service stations.....	6	108	7	8	7
All other retail stores.....	9	486	9	25	20

¹/ Includes employees paid for less than the full workweek.

GENERAL DESCRIPTION OF PRELIMINARY RELEASES FOR THE 1948 CENSUS OF BUSINESS

This series of releases, of which one is planned for each county in the United States, presents preliminary results of the 1948 Census of Business. The information is based on reports submitted by business establishments for that Census. The figures shown are preliminary, and are subject to revision in the final Census publications, but the changes are expected to be relatively minor with respect to coverage. The final Census figures will be issued in a series of Business Census bulletins which will show additional detailed kind-of-business information for all places where there are a sufficient number of establishments.

The 1948 Census of Business was taken under the provision of the Act of June 19, 1948, which provides that the Business Census be taken for 1948 and for each fifth year thereafter. Previous Business Censuses were taken for the years 1929, 1933, 1935, and 1939.

Scope of the Census.—The 1948 Census of Business covered all establishments in the following trades, as defined by the Standard Industrial Classification Manual, May 1949 issue, of the Executive Office of the President: all retail trades; all wholesale trades; all service trades in the following four groups—personal services, business services, automobile repairs and services, and miscellaneous repair services; hotels; tourist courts and camps; and amusements, including motion picture theaters. Some important services not covered are radio broadcasting and television, medical and health, legal, educational, nonprofit, accounting, and domestic services.

This coverage is similar to that of the 1939 Business Census. However, "custom trades" and "services incidental to transportation," which are no longer included in the standard classification of the service trades, are not covered by the 1948 Census. In a number of localities, these exclusions as well as other changes in the standard classification may have a considerable effect in comparing

1948 with 1939 data, particularly with respect to establishment count.

Establishment definition.—For Census purposes, a business establishment is defined to include only enterprises conducted from a recognizable place of business, provided that the annual sales were in excess of \$5,000 for a wholesale trade establishment and \$500 for establishments in other trades. A detailed analysis of coverage will be provided in future Census of Business publications.

"Number of establishments" is the number of separate business locations, rather than the number of business companies or organizations, since the Census figures represent information reported separately for each business location or establishment. The establishment count reflects the number of places in business at the end of 1948 excluding administrative and executive offices of multiunit organizations, and "chain store" warehouses.

Sales and receipts.—"1948 sales and receipts" represents sales of merchandise and receipts from repairs and other services to customers. The figures reflect deductions for returned goods and allowances, but not for trade-in allowances; they exclude sales and excise taxes collected from customers and paid directly to any taxing agency.

Proprietors.—"Active proprietors..." represents owners and partners of unincorporated businesses who devoted the major portion of their time to the business in November 1948.

Employment.—"Number of paid employees..." represents all employees on the pay roll for the pay period ending nearest November 15, 1948. "Full workweek" employees, whether regular or seasonal, are those who in the November 15 pay period were paid for working at least the number of hours typically worked in a week by employees of the reporting establishment.

1948 CENSUS OF BUSINESS

RETAIL, WHOLESALE, SERVICE TRADES

U. S. DEPARTMENT OF COMMERCE
BUREAU OF THE CENSUS

PRELIMINARY

For Release April 17, 1950

Release Series BC-1P-16-113

UNION COUNTY KY.

Retail, wholesale, and service establishments located in Union County, Kentucky, showed a substantial expansion in dollar volume of trade from 1939 to 1948 according to preliminary figures from the 1948 Census of Business released today by the Bureau of the Census, U. S. Department of Commerce.

Retail sales in the county during 1948 aggregated \$10.3 million, an increase of 296 percent over the \$2.6 million in 1939, when the preceding Census of Business was taken. Wholesale sales in the county reached a total of \$2.9 million in 1948 as compared with \$1.2 million in 1939. The service trades included in the Census of Business recorded receipts totaling \$381,000 in 1948 compared with \$85,000 in 1939.

Employment in the county also rose over the 9-year period between 1939 and 1948 for the above trades. Establishments in these trades reported a combined total of 683 paid employees for the workweek ended nearest November 15, 1948. This compared with a total of 389 employees reported for the week of November 15, 1939.

These preliminary figures have been derived from a Census report on Union County, Kentucky, which also includes data for the city of Morganfield. Final figures, superseding the preliminary data for Union County, will be included in a Bulletin for the State of Kentucky to be issued in several months. Similar data will be made available this year in preliminary and final form for each of the counties and States. A single copy of the preliminary release for Union County as well as an order blank for other area releases may be obtained by writing to the Bureau of the Census, Washington 25, D. C.

Table 1.—CENSUS OF BUSINESS PRELIMINARY RESULTS FOR 1948, BY TRADE GROUP
UNION COUNTY, KY.

Trade group and kind of business	Number of establishments	1948 sales and receipts (Thousand dollars)	Active proprietors of unincorporated businesses Nov. 1948	Paid employees, workweek ended nearest Nov. 15, 1948	
				Total employees ¹	Full workweek employees
RETAIL TRADE, total.....	205	10,275	214	570	446
Food group.....	51	2,268	50	69	48
Eating and drinking places.....	46	789	52	118	72
General merchandise grp, general stores.....	13	862	8	70	50
Apparel group.....	7	360	8	33	29
Furniture-home furnishgs=appliance grp.....	12	712	19	27	24
Automotive group.....	11	1,964	12	86	78
Gasoline service stations.....	26	578	27	32	25
Lumber-building-hardware group.....	15	1,350	16	75	71
Drug and proprietary stores.....	6	402	6	34	25
All other retail stores.....	18	990	16	26	24
WHOLESALE TRADE.....	12	2,857	13	46	x
SELECTED SERVICE TRADES, ² /total.....	41	381	44	67	59
Personal services.....	31	300	33	57	49
All other service trades.....	10	81	11	10	10

x Not available.

¹/ Includes employees paid for less than the full workweek.

²/ See General Description on last page for changes from the 1939 Census of Business in the coverage of Service Trades.

Table 2.—CENSUS OF BUSINESS PRELIMINARY RESULTS FOR 1948 FOR CITIES OF 2,500 INHABITANTS OR MORE

UNION COUNTY, KY.

(Data omitted for trade groups where necessary to avoid disclosure)

City and trade group ¹	Number of establishments	1948 sales and receipts (Thousand dollars)	Active proprietors of unincorporated businesses Nov. 1948	Paid employees, workweek ended nearest Nov. 15, 1948	
				Total employees ²	Full workweek employees
Morganfield:					
Retail trade.....	80	5,698	86	362	282
Selected service trades.....	17	233	18	39	32
Remainder of county:					
Retail trade.....	125	4,577	128	208	164
Selected service trades.....	24	148	26	28	27

1/ See General Description on this page for change from the 1939 Census of Business in the coverage of Service Trades.

2/ Includes employees paid for less than the full workweek.

GENERAL DESCRIPTION OF PRELIMINARY RELEASES FOR THE 1948 CENSUS OF BUSINESS

This series of releases, of which one is planned for each county in the United States, presents preliminary results of the 1948 Census of Business. The information is based on reports submitted by business establishments for that Census. The figures shown are preliminary, and are subject to revision in the final Census publications, but the changes are expected to be relatively minor with respect to coverage. The final Census figures will be issued in a series of Business Census bulletins which will show additional detailed kind-of-business information for all places where there are a sufficient number of establishments.

The 1948 Census of Business was taken under the provision of the Act of June 19, 1948, which provides that the Business Census be taken for 1948 and for each fifth year thereafter. Previous Business Censuses were taken for the years 1929, 1933, 1935, and 1939.

Scope of the Census.—The 1948 Census of Business covered all establishments in the following trades, as defined by the Standard Industrial Classification Manual, May 1949 issue, of the Executive Office of the President: all retail trades; all wholesale trades; all service trades in the following four groups—personal services, business services, automobile repairs and services, and miscellaneous repair services; hotels; tourist courts and camps; and amusements, including motion picture theaters. Some important services not covered are radio broadcasting and television, medical and health, legal, educational, nonprofit, accounting, and domestic services.

This coverage is similar to that of the 1939 Business Census. However, "custom trades" and "services incidental to transportation," which are no longer included in the standard classification of the service trades, are not covered by the 1948 Census. In a number of localities, these exclusions as well as other changes in the standard classification may have

a considerable effect in comparing 1948 with 1939 data, particularly with respect to establishment count.

Establishment definition.—For Census purposes, a business establishment is defined to include only enterprises conducted from a recognizable place of business, provided that the annual sales were in excess of \$5,000 for a wholesale trade establishment and \$500 for establishments in other trades. A detailed analysis of coverage will be provided in future Census of Business publications.

"Number of establishments" is the number of separate business locations, rather than the number of business companies or organizations, since the Census figures represent information reported separately for each business location or establishment. The establishment count reflects the number of places in business at the end of 1948 excluding administrative and executive offices of multiunit organizations, and "chain store" warehouses.

Sales and receipts.—"1948 sales and receipts" represents sales of merchandise and receipts from repairs and other services to customers. The figures reflect deductions for returned goods and allowances, but not for trade-in allowances; they exclude sales and excise taxes collected from customers and paid directly to any taxing agency.

Proprietors.—"Active proprietors..." represents owners and partners of unincorporated businesses who devoted the major portion of their time to the business in November 1948.

Employment.—"Number of paid employees..." represents all employees on the pay roll for the pay period ending nearest November 15, 1948. "Full workweek" employees, whether regular or seasonal, are those who in the November 15 pay period were paid for working at least the number of hours typically worked in a week by employees of the reporting establishment.

1948 CENSUS OF BUSINESS

U. S. DEPARTMENT OF COMMERCE
BUREAU OF THE CENSUS

RETAIL, WHOLESALE, SERVICE TRADES

PRELIMINARY

For Release April 17, 1950

Release Series BC-1P-16-114

WARREN COUNTY, KY.

Retail, wholesale, and service establishments located in Warren County, Kentucky, showed a substantial expansion in dollar volume of trade from 1939 to 1948 according to preliminary figures from the 1948 Census of Business released today by the Bureau of the Census, U. S. Department of Commerce.

Retail sales in the county during 1948 aggregated \$30.5 million, an increase of 277 percent over the \$8.1 million in 1939, when the preceding Census of Business was taken. Wholesale sales in the county reached a total of \$14.0 million in 1948 as compared with \$4.7 million in 1939. The service trades included in the Census of Business recorded receipts totaling \$1.5 million in 1948 compared with \$0.5 million in 1939.

Employment in the county also rose over the 9-year period between 1939 and 1948 for the above trades. Establishments in these trades reported a combined total of 2,245 paid employees for the workweek ended nearest November 15, 1948. This compared with a total of 1,443 employees reported for the week of November 15, 1939.

These preliminary figures have been derived from a Census report on Warren County, Kentucky, which also includes data for the city of Bowling Green. Final figures, superseding the preliminary data for Warren County, will be included in a Bulletin for the State of Kentucky to be issued in several months. Similar data will be made available this year in preliminary and final form for each of the counties and States. A single copy of the preliminary release for Warren County as well as an order blank for other area releases may be obtained by writing to the Bureau of the Census, Washington 25, D. C.

Table 1.—CENSUS OF BUSINESS PRELIMINARY RESULTS FOR 1948, BY TRADE GROUP
WARREN COUNTY, KY.

Trade group and kind of business	Number of establishments	1948 sales and receipts (Thousand dollars)	Active proprietors of unincorporated businesses Nov. 1948	Paid employees, workweek ended nearest Nov. 15, 1948	
				Total employees ¹	Full workweek employees
RETAIL TRADE, total.....	447	30,504	460	1,606	1,284
Food group.....	143	5,640	148	152	121
Eating and drinking places.....	74	1,845	80	197	156
General merchandise grp, general stores	33	4,105	31	341	232
Apparel group.....	23	1,765	21	123	78
Furniture-home furnishgs-appliance grp	18	1,525	11	90	79
Automotive group.....	27	5,515	26	215	210
Gasoline service stations.....	42	1,580	47	84	73
Lumber-building-hardware group.....	20	3,256	26	154	147
Drug and proprietary stores.....	12	1,171	7	136	91
All other retail stores.....	55	4,102	63	114	97
WHOLESALE TRADE, total.....	47	13,990	37	276	x
Merchant wholesalers.....	28	8,496	27	187	x
Other types of wholesale.....	19	5,494	10	89	x
SELECTED SERVICE TRADES, ² /total.....	97	1,492	99	363	318
Personal services.....	67	998	72	301	263
All other service trades.....	30	494	27	62	55

x Not available.

¹/ Includes employees paid for less than the full workweek.

²/ See General Description on last page for changes from the 1939 Census of Business in the coverage of Service Trades.

Table 2.—CENSUS OF BUSINESS PRELIMINARY RESULTS FOR 1948 FOR CITIES OF 2,500 INHABITANTS OR MORE

WARREN COUNTY, KY.

(Data omitted for trade groups where necessary to avoid disclosure)

City and trade group ¹	Number of establishments	1948 sales and receipts (Thousand dollars)	Active proprietors of unincorporated businesses Nov. 1948	Paid employees, workweek ended nearest Nov. 15, 1948	
				Total employees ²	Full workweek employees
Bowling Green:					
Retail trade.....	311	26,766	309	1,473	1,176
Wholesale trade.....	35	10,905	30	218	x
Selected service trades.....	83	1,413	87	354	311
Remainder of county:					
Retail trade.....	136	3,738	151	133	108
Wholesale trade.....	12	3,085	7	58	x
Selected service trades.....	14	79	12	9	7

x Not available.

1/ See General Description on this page for changes from the 1939 Census of Business in the coverage of Service Trades.

2/ Includes employees paid for less than the full workweek.

GENERAL DESCRIPTION OF PRELIMINARY RELEASES FOR THE 1948 CENSUS OF BUSINESS

This series of releases, of which one is planned for each county in the United States, presents preliminary results of the 1948 Census of Business. The information is based on reports submitted by business establishments for that Census. The figures shown are preliminary, and are subject to revision in the final Census publications, but the changes are expected to be relatively minor with respect to coverage. The final Census figures will be issued in a series of Business Census bulletins which will show additional detailed kind-of-business information for all places where there are a sufficient number of establishments.

The 1948 Census of Business was taken under the provision of the Act of June 19, 1948, which provides that the Business Census be taken for 1948 and for each fifth year thereafter. Previous Business Censuses were taken for the years 1929, 1933, 1935, and 1939.

Scope of the Census.—The 1948 Census of Business covered all establishments in the following trades, as defined by the Standard Industrial Classification Manual, May 1949 issue, of the Executive Office of the President: all retail trades; all wholesale trades; all service trades in the following four groups—personal services, business services, automobile repairs and services, and miscellaneous repair services; hotels; tourist courts and camps; and amusements, including motion picture theaters. Some important services not covered are radio broadcasting and television, medical and health, legal, educational, nonprofit, accounting, and domestic services.

This coverage is similar to that of the 1939 Business Census. However, "custom trades" and "services incidental to transportation," which are no longer included in the standard classification of the service trades, are not covered by the 1948 Census. In a number of localities, these exclusions as well as other changes in the standard classification may have

a considerable effect in comparing 1948 with 1939 data, particularly with respect to establishment count.

Establishment definition.—For Census purposes, a business establishment is defined to include only enterprises conducted from a recognizable place of business, provided that the annual sales were in excess of \$5,000 for a wholesale trade establishment and \$500 for establishments in other trades. A detailed analysis of coverage will be provided in future Census of Business publications.

"Number of establishments" is the number of separate business locations, rather than the number of business companies or organizations, since the Census figures represent information reported separately for each business location or establishment. The establishment count reflects the number of places in business at the end of 1948 excluding administrative and executive offices of multiunit organizations, and "chain store" warehouses.

Sales and receipts.—"1948 sales and receipts" represents sales of merchandise and receipts from repairs and other services to customers. The figures reflect deductions for returned goods and allowances, but not for trade-in allowances; they exclude sales and excise taxes collected from customers and paid directly to any taxing agency.

Proprietors.—"Active proprietors..." represents owners and partners of unincorporated businesses who devoted the major portion of their time to the business in November 1948.

Employment.—"Number of paid employees..." represents all employees on the pay roll for the pay period ending nearest November 15, 1948. "Full workweek" employees, whether regular or seasonal, are those who in the November 15 pay period were paid for working at least the number of hours typically worked in a week by employees of the reporting establishment.

1948 CENSUS OF BUSINESS

RETAIL, WHOLESALE, SERVICE TRADES

U. S. DEPARTMENT OF COMMERCE
BUREAU OF THE CENSUS

PRELIMINARY

For Release May 1, 1950

Release Series BC-1P-16-115

WASHINGTON COUNTY, KY.

Retail, wholesale, and service establishments located in Washington County, Kentucky, showed a substantial expansion in dollar volume of trade from 1939 to 1948 according to preliminary figures from the 1948 Census of Business released today by the Bureau of the Census, U. S. Department of Commerce.

Retail sales in the county during 1948 aggregated \$5.4 million, an increase of 218 percent over the \$1.7 million in 1939, when the preceding Census of Business was taken. Wholesale sales in the county reached a total of \$5.6 million in 1948 as compared with \$1.2 million in 1939. The service trades included in the Census of Business recorded receipts totaling \$175,000 in 1948 compared with \$119,000 in 1939.

Employment in the county also rose over the 9-year period between 1939 and 1948 for the above trades. Establishments in these trades reported a combined total of 318 paid employees for the workweek ended nearest November 15, 1948. This compared with a total of 216 employees reported for the week of November 15, 1939.

These preliminary figures have been derived from a Census report on Washington County, Kentucky. Final figures, superseding the preliminary data for Washington County, will be included in a Bulletin for the State of Kentucky to be issued in several months. Similar data will be made available this year in preliminary and final form for each of the counties and States. A single copy of the preliminary release for Washington County as well as an order blank for other area releases may be obtained by writing to the Bureau of the Census, Washington 25, D. C.

Table 1.—CENSUS OF BUSINESS PRELIMINARY RESULTS FOR 1948, BY TRADE GROUP

WASHINGTON COUNTY, KY.

Trade group and kind of business	Number of establishments	1948 sales and receipts (Thousand dollars)	Active proprietors of unincorporated businesses Nov. 1948	Paid employees, workweek ended nearest Nov. 15, 1948	
				Total employees ¹	Full workweek employees
RETAIL TRADE, total.....	94	5,350	106	275	210
Food group.....	23	903	23	24	17
Eating and drinking places.....	8	163	10	25	19
Gasoline service stations.....	9	265	12	9	6
All other retail stores.....	54	4,019	61	217	168
WHOLESALE TRADE.....	10	5,624	9	19	x
SELECTED SERVICE TRADES, ² /total.....	22	175	27	24	24
Personal services.....	16	155	19	23	23
All other service trades.....	6	20	8	1	1

x Not available.

¹/ Includes employees paid for less than the full workweek.

²/ See General Description on last page for changes from the 1939 Census of Business in the coverage of Service Trades.

GENERAL DESCRIPTION OF PRELIMINARY RELEASES FOR THE 1948 CENSUS OF BUSINESS

This series of releases, of which one is planned for each county in the United States, presents preliminary results of the 1948 Census of Business. The information is based on reports submitted by business establishments for that Census. The figures shown are preliminary, and are subject to revision in the final Census publications, but the changes are expected to be relatively minor with respect to coverage. The final Census figures will be issued in a series of Business Census bulletins which will show additional detailed kind-of-business information for all places where there are a sufficient number of establishments.

The 1948 Census of Business was taken under the provision of the Act of June 19, 1948, which provides that the Business Census be taken for 1948 and for each fifth year thereafter. Previous Business Censuses were taken for the years 1929, 1933, 1935, and 1939.

Scope of the Census.—The 1948 Census of Business covered all establishments in the following trades, as defined by the Standard Industrial Classification Manual, May 1949 issue, of the Executive Office of the President: all retail trades; all wholesale trades; all service trades in the following four groups—personal services, business services, automobile repairs and services, and miscellaneous repair services; hotels; tourist courts and camps; and amusements, including motion picture theaters. Some important services not covered are radio broadcasting and television, medical and health, legal, educational, nonprofit, accounting, and domestic services.

This coverage is similar to that of the 1939 Business Census. However, "custom trades" and "services incidental to transportation," which are no longer included in the standard classification of the service trades, are not covered by the 1948 Census. In a number of localities, these exclusions as well as other changes in the standard classification may have a considerable effect in comparing

1948 with 1939 data, particularly with respect to establishment count.

Establishment definition.—For Census purposes, a business establishment is defined to include only enterprises conducted from a recognizable place of business, provided that the annual sales were in excess of \$5,000 for a wholesale trade establishment and \$500 for establishments in other trades. A detailed analysis of coverage will be provided in future Census of Business publications.

"Number of establishments" is the number of separate business locations, rather than the number of business companies or organizations, since the Census figures represent information reported separately for each business location or establishment. The establishment count reflects the number of places in business at the end of 1948 excluding administrative and executive offices of multiunit organizations, and "chain store" warehouses.

Sales and receipts.—"1948 sales and receipts" represents sales of merchandise and receipts from repairs and other services to customers. The figures reflect deductions for returned goods and allowances, but not for trade-in allowances; they exclude sales and excise taxes collected from customers and paid directly to any taxing agency.

Proprietors.—"Active proprietors..." represents owners and partners of unincorporated businesses who devoted the major portion of their time to the business in November 1948.

Employment.—"Number of paid employees..." represents all employees on the pay roll for the pay period ending nearest November 15, 1948. "Full workweek" employees, whether regular or seasonal, are those who in the November 15 pay period were paid for working at least the number of hours typically worked in a week by employees of the reporting establishment.

1948 CENSUS OF BUSINESS

U. S. DEPARTMENT OF COMMERCE
BUREAU OF THE CENSUS

RETAIL, WHOLESALE, SERVICE TRADES

PRELIMINARY

For Release April 17, 1950

Release Series BC-1P-16-116

WAYNE COUNTY, KY.

Retail and service establishments located in Wayne County, Kentucky, showed a substantial expansion in dollar volume of trade from 1939 to 1948 according to preliminary figures from the 1948 Census of Business released today by the Bureau of the Census, U. S. Department of Commerce.

Retail sales in the county during 1948 aggregated \$4.3 million, an increase of 231 percent over the \$1.3 million in 1939, when the preceding Census of Business was taken. The service trades included in the Census of Business recorded receipts totaling \$208,000 in 1948 compared with \$34,000 in 1939.

Employment in the county also rose over the 9-year period between 1939 and 1948 for the above trades. Establishments in these trades reported a combined total of 207 paid employees for the workweek ended nearest November 15, 1948. This compared with a total of 125 employees reported for the week of November 15, 1939.

These preliminary figures have been derived from a Census report on Wayne County, Kentucky. Final figures, superseding the preliminary data for Wayne County, will be included in a Bulletin for the State of Kentucky to be issued in several months. Similar data will be made available this year in preliminary and final form for each of the counties and States. A single copy of the preliminary release for Wayne County as well as an order blank for other area releases may be obtained by writing to the Bureau of the Census, Washington 25, D. C.

Table 1.—CENSUS OF BUSINESS PRELIMINARY RESULTS FOR 1948, BY TRADE GROUP

WAYNE COUNTY, KY.

Trade group and kind of business	Number of establishments	1948 sales and receipts (Thousand dollars)	Active proprietors of unincorporated businesses Nov. 1948	Paid employees, workweek ended nearest Nov. 15, 1948	
				Total employees ¹	Full workweek employees
RETAIL TRADE, total.....	176	4,295	183	164	115
Food group.....	112	1,391	113	32	21
Eating and drinking places.....	10	127	11	20	15
General merchandise grp, general stores	9	309	8	17	10
Apparel group.....	6	292	6	15	11
Automotive group.....	7	760	8	25	18
Gasoline service stations.....	10	180	10	13	8
Lumber-building-hardware group.....	8	675	9	19	15
All other retail stores.....	14	561	18	23	17
SELECTED SERVICE TRADES, ^{2/} total.....	26	208	26	43	35
Personal services.....	13	111	12	28	21
All other service trades.....	13	97	14	15	14

^{1/} Includes employees paid for less than the full workweek.

^{2/} See General Description on last page for changes from the 1939 Census of Business in the coverage of Service Trades.

GENERAL DESCRIPTION OF PRELIMINARY RELEASES FOR THE
1948 CENSUS OF BUSINESS

This series of releases, of which one is planned for each county in the United States, presents preliminary results of the 1948 Census of Business. The information is based on reports submitted by business establishments for that Census. The figures shown are preliminary, and are subject to revision in the final Census publications, but the changes are expected to be relatively minor with respect to coverage. The final Census figures will be issued in a series of Business Census bulletins which will show additional detailed kind-of-business information for all places where there are a sufficient number of establishments.

The 1948 Census of Business was taken under the provision of the Act of June 19, 1948, which provides that the Business Census be taken for 1948 and for each fifth year thereafter. Previous Business Censuses were taken for the years 1929, 1933, 1935, and 1939.

Scope of the Census.--The 1948 Census of Business covered all establishments in the following trades, as defined by the Standard Industrial Classification Manual, May 1949 issue, of the Executive Office of the President: all retail trades; all wholesale trades; all service trades in the following four groups--personal services, business services, automobile repairs and services, and miscellaneous repair services; hotels; tourist courts and camps; and amusements, including motion picture theaters. Some important services not covered are radio broadcasting and television, medical and health, legal, educational, nonprofit, accounting, and domestic services.

This coverage is similar to that of the 1939 Business Census. However, "custom trades" and "services incidental to transportation," which are no longer included in the standard classification of the service trades, are not covered by the 1948 Census. In a number of localities, these exclusions as well as other changes in the standard classification may have a considerable effect in comparing

1948 with 1939 data, particularly with respect to establishment count.

Establishment definition.--For Census purposes, a business establishment is defined to include only enterprises conducted from a recognizable place of business, provided that the annual sales were in excess of \$5,000 for a wholesale trade establishment and \$500 for establishments in other trades. A detailed analysis of coverage will be provided in future Census of Business publications.

"Number of establishments" is the number of separate business locations, rather than the number of business companies or organizations, since the Census figures represent information reported separately for each business location or establishment. The establishment count reflects the number of places in business at the end of 1948 excluding administrative and executive offices of multiunit organizations, and "chain store" warehouses.

Sales and receipts.--"1948 sales and receipts" represents sales of merchandise and receipts from repairs and other services to customers. The figures reflect deductions for returned goods and allowances, but not for trade-in allowances; they exclude sales and excise taxes collected from customers and paid directly to any taxing agency.

Proprietors.--"Active proprietors..." represents owners and partners of unincorporated businesses who devoted the major portion of their time to the business in November 1948.

Employment.--"Number of paid employees..." represents all employees on the pay roll for the pay period ending nearest November 15, 1948. "Full workweek" employees, whether regular or seasonal, are those who in the November 15 pay period were paid for working at least the number of hours typically worked in a week by employees of the reporting establishment.

1948 CENSUS OF BUSINESS

U. S. DEPARTMENT OF COMMERCE
BUREAU OF THE CENSUS

RETAIL, WHOLESALE, SERVICE TRADES

PRELIMINARY

For Release April 26, 1950

Release Series BC-1P-16-117

WEBSTER COUNTY, KY.

Retail, wholesale, and service establishments located in Webster County, Kentucky, showed a substantial expansion in dollar volume of trade from 1939 to 1948 according to preliminary figures from the 1948 Census of Business released today by the Bureau of the Census, U. S. Department of Commerce.

Retail sales in the county during 1948 aggregated \$7.2 million, an increase of 167 percent over the \$2.7 million in 1939, when the preceding Census of Business was taken. Wholesale sales in the county reached a total of \$3.8 million in 1948 as compared with \$0.5 million in 1939. The service trades included in the Census of Business recorded receipts totaling \$304,000 in 1948 compared with \$116,000 in 1939.

Employment in the county also rose over the 9-year period between 1939 and 1948 for the above trades. Establishments in these trades reported a combined total of 409 paid employees for the workweek ended nearest November 15, 1948. This compared with a total of 297 employees reported for the week of November 15, 1939.

These preliminary figures have been derived from a Census report on Webster County, Kentucky, which also includes data for the city of Providence. Final figures, superseding the preliminary data for Webster County, will be included in a Bulletin for the State of Kentucky to be issued in several months. Similar data will be made available this year in preliminary and final form for each of the counties and States. A single copy of the preliminary release for Webster County as well as an order blank for other area releases may be obtained by writing to the Bureau of the Census, Washington 25, D. C.

Table 1.—CENSUS OF BUSINESS PRELIMINARY RESULTS FOR 1948, BY TRADE GROUP
WEBSTER COUNTY, KY.

Trade group and kind of business	Number of establishments	1948 sales and receipts (Thousand dollars)	Active proprietors of unincorporated businesses Nov. 1948	Paid employees, workweek ended nearest Nov. 15, 1948	
				Total employees ¹	Full workweek employees
RETAIL TRADE, total.....	184	7,155	194	316	252
Food group.....	66	1,847	70	55	34
Eating and drinking places.....	21	249	21	36	27
General merchandise grp, general stores.....	13	855	13	42	36
Apparel group.....	7	306	8	15	8
Furniture-home furnishings-appliance grp.....	8	175	8	10	10
Automotive group.....	7	910	7	33	30
Gasoline service stations.....	30	548	33	16	9
Lumber-building-hardware group.....	18	1,572	21	83	77
Drug and proprietary stores.....	7	171	7	17	13
All other retail stores.....	7	522	6	9	8
WHOLESALE TRADE.....	8	3,773	3	58	x
ELECTED SERVICE TRADES, ² /total.....	49	304	52	35	29
Personal services.....	34	184	35	27	24
All other service trades.....	15	120	17	8	5
MUSEMENTS.....	5	72	4	9	x

x Not available.

¹ Includes employees paid for less than the full workweek.

² See General Description on last page for changes from the 1939 Census of Business in the coverage of Service Trades.

Table 2.—CENSUS OF BUSINESS PRELIMINARY RESULTS FOR 1948 FOR CITIES OF 2,500 INHABITANTS OR MORE

WEBSTER COUNTY, KY.

(Data omitted for trade groups where necessary to avoid disclosure)

City and trade group ¹	Number of establishments	1948 sales and receipts (Thousand dollars)	Active proprietors of unincorporated businesses Nov. 1948	Paid employees, workweek ended nearest Nov. 15, 1948	
				Total employees ²	Full workweek employees
Providence:					
Retail trade.....	62	3,409	62	167	137
Selected service trades....	21	120	21	15	13
Remainder of county:					
Retail trade.....	122	3,746	132	149	115
Selected service trades....	28	184	31	20	16

1/ See General Description on this page for changes from the 1939 Census of Business in the coverage of Service Trades.

2/ Includes employees paid for less than the full workweek.

GENERAL DESCRIPTION OF PRELIMINARY RELEASES FOR THE 1948 CENSUS OF BUSINESS

This series of releases, of which one is planned for each county in the United States, presents preliminary results of the 1948 Census of Business. The information is based on reports submitted by business establishments for that Census. The figures shown are preliminary, and are subject to revision in the final Census publications, but the changes are expected to be relatively minor with respect to coverage. The final Census figures will be issued in a series of Business Census bulletins which will show additional detailed kind-of-business information for all places where there are a sufficient number of establishments.

The 1948 Census of Business was taken under the provision of the Act of June 19, 1948, which provides that the Business Census be taken for 1948 and for each fifth year thereafter. Previous Business Censuses were taken for the years 1929, 1933, 1935, and 1939.

Scope of the Census.—The 1948 Census of Business covered all establishments in the following trades, as defined by the Standard Industrial Classification Manual, May 1949 issue, of the Executive Office of the President: all retail trades; all wholesale trades; all service trades in the following four groups—personal services, business services, automobile repairs and services, and miscellaneous repair services; hotels; tourist courts and camps; and amusements, including motion picture theaters. Some important services not covered are radio broadcasting and television, medical and health, legal, educational, nonprofit, accounting, and domestic services.

This coverage is similar to that of the 1939 Business Census. However, "custom trades" and "services incidental to transportation," which are no longer included in the standard classification of the service trades, are not covered by the 1948 Census. In a number of localities, these exclusions as well as other changes in the standard classification may have

a considerable effect in comparing 1948 with 1939 data, particularly with respect to establishment count.

Establishment definition.—For Census purposes, a business establishment is defined to include only enterprises conducted from a recognizable place of business, provided that the annual sales were in excess of \$5,000 for a wholesale trade establishment and \$500 for establishments in other trades. A detailed analysis of coverage will be provided in future Census of Business publications.

"Number of establishments" is the number of separate business locations, rather than the number of business companies or organizations, since the Census figures represent information reported separately for each business location or establishment. The establishment count reflects the number of places in business at the end of 1948 excluding administrative and executive offices of multiunit organizations, and "chain store" warehouses.

Sales and receipts.—"1948 sales and receipts" represents sales of merchandise and receipts from repairs and other services to customers. The figures reflect deductions for returned goods and allowances, but not for trade-in allowances; they exclude sales and excise taxes collected from customers and paid directly to any taxing agency.

Proprietors.—"Active proprietors..." represents owners and partners of unincorporated businesses who devoted the major portion of their time to the business in November 1948.

Employment.—"Number of paid employees..." represents all employees on the pay roll for the pay period ending nearest November 15, 1948. "Full workweek" employees, whether regular or seasonal, are those who in the November 15 pay period were paid for working at least the number of hours typically worked in a week by employees of the reporting establishment.

1948 CENSUS OF BUSINESS

RETAIL, WHOLESALE, SERVICE TRADES

U. S. DEPARTMENT OF COMMERCE
BUREAU OF THE CENSUS

PRELIMINARY

For Release April 24, 1950

Release Series BC-1P-16-118

WHITLEY COUNTY, KY.

Retail, wholesale, and service establishments located in Whitley County, Kentucky, showed a substantial expansion in dollar volume of trade from 1939 to 1948 according to preliminary figures from the 1948 Census of Business released today by the Bureau of the Census, U. S. Department of Commerce.

Retail sales in the county during 1948 aggregated \$15.5 million, an increase of 216 percent over the \$4.9 million in 1939, when the preceding Census of Business was taken. Wholesale sales in the county reached a total of \$7.2 million in 1948 as compared with \$2.4 million in 1939. The service trades included in the Census of Business recorded receipts totaling \$687,000 in 1948 compared with \$222,000 in 1939.

Employment in the county also rose over the 9-year period between 1939 and 1948 for the above trades. Establishments in these trades reported a combined total of 1,058 paid employees for the workweek ended nearest November 15, 1948. This compared with a total of 575 employees reported for the week of November 15, 1939.

These preliminary figures have been derived from a Census report on Whitley County, Kentucky, which also includes data for part of the city of Corbin located in Whitley County. Final figures, superseding the preliminary data for Whitley County, will be included in a Bulletin for the State of Kentucky to be issued in several months. Similar data will be made available this year in preliminary and final form for each of the counties and States. A single copy of the preliminary release for Whitley County as well as an order blank for other area releases may be obtained by writing to the Bureau of the Census, Washington 25, D. C.

Table 1.—CENSUS OF BUSINESS PRELIMINARY RESULTS FOR 1948, BY TRADE GROUP

WHITLEY COUNTY, KY.

Trade group and kind of business	Number of establishments	1948 sales and receipts (Thousand dollars)	Active proprietors of unincorporated businesses Nov. 1948	Paid employees, workweek ended nearest Nov. 15, 1948	
				Total employees ¹	Full workweek employees
RETAIL TRADE, total.....	362	15,485	363	783	678
Food group.....	162	4,109	166	99	76
Eating and drinking places.....	32	631	31	106	93
General merchandise grp, general stores	30	2,194	26	145	112
Apparel group.....	23	1,163	24	48	38
Furniture-home furnishings-appliance grp	8	710	8	29	28
Automotive group.....	22	3,055	25	118	112
Gasoline service stations.....	32	1,088	31	50	45
Lumber-building-hardware group.....	27	1,775	31	134	125
Drug and proprietary stores.....	10	478	10	37	32
All other retail stores.....	16	272	11	17	17
WHOLESALE TRADE, total.....	24	7,168	18	137	x
Merchant wholesalers.....	16	3,834	12	112	x
Other types of wholesale.....	8	3,334	6	25	x
SELECTED SERVICE TRADES, ² /total.....	88	687	102	138	132
Personal services.....	57	501	68	113	110
All other service trades.....	31	186	34	25	22
TOURIST COURTS AND CAMPS.....	9	135	9	18	18

x Not available.

¹/ Includes employees paid for less than the full workweek.

²/ See General Description on last page for changes from the 1939 Census of Business in the coverage of Service Trades.

Table 2.—CENSUS OF BUSINESS PRELIMINARY RESULTS FOR 1948 FOR CITIES OF 2,500 INHABITANTS OR MORE
WHITLEY COUNTY, KY.

(Data omitted for trade groups where necessary to avoid disclosure)

City and trade group ¹	Number of establishments	1948 sales and receipts (Thousand dollars)	Active proprietors of unincorporated businesses Nov. 1948	Paid employees, workweek ended nearest Nov. 15, 1948	
				Total employees ²	Full workweek employees
Corbin (part):					
Retail trade.....	152	10,116	147	562	495
Wholesale trade.....	18	4,934	12	87	x
Selected service trades....	45	417	56	97	95
Remainder of county:					
Retail trade.....	210	5,369	216	221	183
Wholesale trade.....	6	2,234	6	50	x
Selected service trades....	43	270	46	41	37

x Not available.

1/ See General Description on this page for changes from the 1939 Census of Business in the coverage of Service Trades.

2/ Includes employees paid for less than the full workweek.

GENERAL DESCRIPTION OF PRELIMINARY RELEASES FOR THE 1948 CENSUS OF BUSINESS

This series of releases, of which one is planned for each county in the United States, presents preliminary results of the 1948 Census of Business. The information is based on reports submitted by business establishments for that Census. The figures shown are preliminary, and are subject to revision in the final Census publications, but the changes are expected to be relatively minor with respect to coverage. The final Census figures will be issued in a series of Business Census bulletins which will show additional detailed kind-of-business information for all places where there are a sufficient number of establishments.

The 1948 Census of Business was taken under the provision of the Act of June 19, 1948, which provides that the Business Census be taken for 1948 and for each fifth year thereafter. Previous Business Censuses were taken for the years 1929, 1933, 1935, and 1939.

Scope of the Census.—The 1948 Census of Business covered all establishments in the following trades, as defined by the Standard Industrial Classification Manual, May 1949 issue, of the Executive Office of the President: all retail trades; all wholesale trades; all service trades in the following four groups—personal services, business services, automobile repairs and services, and miscellaneous repair services; hotels; tourist courts and camps; and amusements, including motion picture theaters. Some important services not covered are radio broadcasting and television, medical and health, legal, educational, nonprofit, accounting, and domestic services.

This coverage is similar to that of the 1939 Business Census. However, "custom trades" and "services incidental to transportation," which are no longer included in the standard classification of the service trades, are not covered by the 1948 Census. In a number of localities, these exclusions as well as other changes in the standard classification may have

a considerable effect in comparing 1948 with 1939 data, particularly with respect to establishment count.

Establishment definition.—For Census purposes, a business establishment is defined to include only enterprises conducted from a recognizable place of business, provided that the annual sales were in excess of \$5,000 for a wholesale trade establishment and \$500 for establishments in other trades. A detailed analysis of coverage will be provided in future Census of Business publications.

"Number of establishments" is the number of separate business locations, rather than the number of business companies or organizations, since the Census figures represent information reported separately for each business location or establishment. The establishment count reflects the number of places in business at the end of 1948 excluding administrative and executive offices of multiunit organizations, and "chain store" warehouses.

Sales and receipts.—"1948 sales and receipts" represents sales of merchandise and receipts from repairs and other services to customers. The figures reflect deductions for returned goods and allowances, but not for trade-in allowances; they exclude sales and excise taxes collected from customers and paid directly to any taxing agency.

Proprietors.—"Active proprietors..." represents owners and partners of unincorporated businesses who devoted the major portion of their time to the business in November 1948.

Employment.—"Number of paid employees..." represents all employees on the pay roll for the pay period ending nearest November 15, 1948. "Full workweek" employees, whether regular or seasonal, are those who in the November 15 pay period were paid for working at least the number of hours typically worked in a week by employees of the reporting establishment.

1948 CENSUS OF BUSINESS

RETAIL, WHOLESALE, SERVICE TRADES

U. S. DEPARTMENT OF COMMERCE
BUREAU OF THE CENSUS

PRELIMINARY

For Release May 3, 1950

Release Series BC-1P-16-119

WOLFE COUNTY, KY.

Retail and service establishments located in Wolfe County, Kentucky, showed a substantial expansion in dollar volume of trade from 1939 to 1948 according to preliminary figures from the 1948 Census of Business released today by the Bureau of the Census, U. S. Department of Commerce.

Retail sales in the county during 1948 aggregated \$997,000, an increase of 170 percent over the \$369,000 in 1939, when the preceding Census of Business was taken. The service trades included in the Census of Business recorded receipts totaling \$27,000 in 1948 compared with \$4,000 in 1939.

Employment in the county showed no change over the 9-year period between 1939 and 1948 for the above trades. Establishments in these trades reported a combined total of 22 paid employees for the workweek ended nearest November 15, 1948. The same number was reported in 1939.

These preliminary figures have been derived from a Census report on Wolfe County, Kentucky. Final figures, superseding the preliminary data for Wolfe County, will be included in a Bulletin for the State of Kentucky to be issued in several months. Similar data will be made available this year in preliminary and final form for each of the counties and States. A single copy of the preliminary release for Wolfe County as well as an order blank for other area releases may be obtained by writing to the Bureau of the Census, Washington 25, D. C.

Table 1.—CENSUS OF BUSINESS PRELIMINARY RESULTS FOR 1948, BY TRADE GROUP

WOLFE COUNTY, KY.

Trade group and kind of business	Number of establishments	1948 sales and receipts (Thousand dollars)	Active proprietors of unincorporated businesses Nov. 1948	Paid employees, workweek ended nearest Nov. 15, 1948	
				Total employees ¹	Full workweek employees
RETAIL TRADE, total.....	84	997	89	21	17
Food group.....	43	224	44	3	2
Gasoline service stations.....	6	62	6	-	-
All other retail stores.....	35	711	39	18	15
SELECTED SERVICE TRADES ^{2/}	8	27	8	1	1

^{1/} Includes employees paid for less than the full workweek.

^{2/} See General Description on last page for changes from the 1939 Census of Business in the coverage of Service Trades.

GENERAL DESCRIPTION OF PRELIMINARY RELEASES FOR THE 1948 CENSUS OF BUSINESS

This series of releases, of which one is planned for each county in the United States, presents preliminary results of the 1948 Census of Business. The information is based on reports submitted by business establishments for that Census. The figures shown are preliminary, and are subject to revision in the final Census publications, but the changes are expected to be relatively minor with respect to coverage. The final Census figures will be issued in a series of Business Census bulletins which will show additional detailed kind-of-business information for all places where there are a sufficient number of establishments.

The 1948 Census of Business was taken under the provision of the Act of June 19, 1948, which provides that the Business Census be taken for 1948 and for each fifth year thereafter. Previous Business Censuses were taken for the years 1929, 1933, 1935, and 1939.

Scope of the Census.—The 1948 Census of Business covered all establishments in the following trades, as defined by the Standard Industrial Classification Manual, May 1949 issue, of the Executive Office of the President: all retail trades; all wholesale trades; all service trades in the following four groups—personal services, business services, automobile repairs and services, and miscellaneous repair services; hotels; tourist courts and camps; and amusements, including motion picture theaters. Some important services not covered are radio broadcasting and television, medical and health, legal, educational, nonprofit, accounting, and domestic services.

This coverage is similar to that of the 1939 Business Census. However, "custom trades" and "services incidental to transportation," which are no longer included in the standard classification of the service trades, are not covered by the 1948 Census. In a number of localities, these exclusions as well as other changes in the standard classification may have a considerable effect in comparing

1948 with 1939 data, particularly with respect to establishment count.

Establishment definition.—For Census purposes, a business establishment is defined to include only enterprises conducted from a recognizable place of business, provided that the annual sales were in excess of \$5,000 for a wholesale trade establishment and \$500 for establishments in other trades. A detailed analysis of coverage will be provided in future Census of Business publications.

"Number of establishments" is the number of separate business locations, rather than the number of business companies or organizations, since the Census figures represent information reported separately for each business location or establishment. The establishment count reflects the number of places in business at the end of 1948 excluding administrative and executive offices of multiunit organizations, and "chain store" warehouses.

Sales and receipts.—"1948 sales and receipts" represents sales of merchandise and receipts from repairs and other services to customers. The figures reflect deductions for returned goods and allowances, but not for trade-in allowances; they exclude sales and excise taxes collected from customers and paid directly to any taxing agency.

Proprietors.—"Active proprietors..." represents owners and partners of unincorporated businesses who devoted the major portion of their time to the business in November 1948.

Employment.—"Number of paid employees..." represents all employees on the pay roll for the pay period ending nearest November 15, 1948. "Full workweek" employees, whether regular or seasonal, are those who in the November 15 pay period were paid for working at least the number of hours typically worked in a week by employees of the reporting establishment.

1948 CENSUS OF BUSINESS

RETAIL, WHOLESALE, SERVICE TRADES

U. S. DEPARTMENT OF COMMERCE
BUREAU OF THE CENSUS

PRELIMINARY

For Release April 17, 1950

Release Series BC-1P-16-120

WOODFORD COUNTY, KY.

Retail and service establishments located in Woodford County, Kentucky, showed a substantial expansion in dollar volume of trade from 1939 to 1948 according to preliminary figures from the 1948 Census of Business release today by the Bureau of the Census, U. S. Department of Commerce.

Retail sales in the county during 1948 aggregated \$5.7 million, an increase of 185 percent over the \$2.0 million in 1939, when the preceding Census of Business was taken. The service trades included in the Census of Business recorded receipts totaling \$199,000 in 1948 compared with \$70,000 in 1939.

Employment in the county also rose over the 9-year period between 1939 and 1948 for the above trades. Establishments in these trades reported a combined total of 258 paid employees for the workweek ended nearest November 15, 1948. This compared with a total of 210 employees reported for the week of November 15, 1939.

These preliminary figures have been derived from a Census report on Woodford County, Kentucky, which also includes data for the city of Versailles. Final figures, superseding the preliminary data for Woodford County, will be included in a Bulletin for the State of Kentucky to be issued in several months. Similar data will be made available this year in preliminary and final form for each of the counties and States. A single copy of the preliminary release for Woodford County as well as an order blank for other area releases may be obtained by writing to the Bureau of the Census, Washington 25, D. C.

Table 1.—CENSUS OF BUSINESS PRELIMINARY RESULTS FOR 1948, BY TRADE GROUP

WOODFORD COUNTY, KY.

Trade group and kind of business	Number of establishments	1948 sales and receipts (Thousand dollars)	Active proprietors of unincorporated businesses Nov. 1948	Paid employees, workweek ended nearest Nov. 15, 1948	
				Total employees ¹	Full workweek employees
RETAIL TRADE, total.....	126	5,694	146	234	167
Food group.....	35	1,572	36	49	34
Eating and drinking places.....	12	239	14	27	15
Gasoline service stations.....	12	325	16	14	11
All other retail stores.....	67	3,558	80	144	107
SELECTED SERVICE TRADES, ² /total.....	29	199	32	24	22
Personal services.....	15	79	17	10	8
All other service trades.....	14	120	15	14	14

¹/ Includes employees paid for less than the full workweek.

²/ See General Description on last page for changes from the 1939 Census of Business in the coverage of Service Trades.

Table 2.—CENSUS OF BUSINESS PRELIMINARY RESULTS FOR 1948 FOR CITIES OF 2,500 INHABITANTS OR MORE

WOODFORD COUNTY, KY.

(Data omitted for trade groups where necessary to avoid disclosure)

City and trade group ¹	Number of establishments	1948 sales and receipts (Thousand dollars)	Active proprietors of unincorporated businesses Nov. 1948	Paid employees, workweek ended nearest Nov. 15, 1948	
				Total employees ²	Full workweek employees
Versailles:					
Retail trade.....	71	3,914	82	187	137
Selected service trades....	22	164	24	19	17
Remainder of county:					
Retail trade.....	55	1,780	64	47	30
Selected service trades....	7	35	8	5	5

¹/ See General Description on this page for changes from the 1939 Census of Business in the coverage of Service Trades.

²/ Includes employees paid for less than the full workweek.

GENERAL DESCRIPTION OF PRELIMINARY RELEASES FOR THE 1948 CENSUS OF BUSINESS

This series of releases, of which one is planned for each county in the United States, presents preliminary results of the 1948 Census of Business. The information is based on reports submitted by business establishments for that Census. The figures shown are preliminary, and are subject to revision in the final Census publications, but the changes are expected to be relatively minor with respect to coverage. The final Census figures will be issued in a series of Business Census bulletins which will show additional detailed kind-of-business information for all places where there are a sufficient number of establishments.

The 1948 Census of Business was taken under the provision of the Act of June 19, 1948, which provides that the Business Census be taken for 1948 and for each fifth year thereafter. Previous Business Censuses were taken for the years 1929, 1933, 1935, and 1939.

Scope of the Census.—The 1948 Census of Business covered all establishments in the following trades, as defined by the Standard Industrial Classification Manual, May 1949 issue, of the Executive Office of the President: all retail trades; all wholesale trades; all service trades in the following four groups—personal services, business services, automobile repairs and services, and miscellaneous repair services; hotels; tourist courts and camps; and amusements, including motion picture theaters. Some important services not covered are radio broadcasting and television, medical and health, legal, educational, nonprofit, accounting, and domestic services.

This coverage is similar to that of the 1939 Business Census. However, "custom trades" and "services incidental to transportation," which are no longer included in the standard classification of the service trades, are not covered by the 1948 Census. In a number of localities, these exclusions as well as other changes in the standard classification may have

a considerable effect in comparing 1948 with 1939 data, particularly with respect to establishment count.

Establishment definition.—For Census purposes, a business establishment is defined to include only enterprises connected from a recognizable place of business, provided that the annual sales were in excess of \$5,000 for a wholesale trade establishment and \$500 for establishments in other trades. A detailed analysis of coverage will be provided in future Census of Business publications.

"Number of establishments" is the number of separate business locations, rather than the number of business companies or organizations, since the Census figures represent information reported separately for each business location or establishment. The establishment count reflects the number of places in business at the end of 1948 excluding administrative and executive offices of multiunit organizations, and "chain store" warehouses.

Sales and receipts.—"1948 sales and receipts" represents sales of merchandise and receipts from repairs and other services to customers. The figures reflect deductions for returned goods and allowances, but not for trade-in allowances; they exclude sales and excise taxes collected from customers and paid directly to any taxing agency.

Proprietors.—"Active proprietors..." represents owners and partners of unincorporated businesses who devoted the major portion of their time to the business in November 1948.

Employment.—"Number of paid employees..." represents all employees on the pay roll for the pay period ending nearest November 15, 1948. "Full workweek" employees, whether regular or seasonal, are those who in the November 15 pay period were paid for working at least the number of hours typically worked in a week by employees of the reporting establishment.




LOUISIANA

counties

LOUISIANA

1. Acadia
2. Allen
3. Ascension
4. Assumption
5. Avoyelles
6. Beauregard
7. Bienville
8. Bossier
9. Caddo
10. Calcasieu
11. Caldwell
12. Cameron
13. Catahoula
14. Claiborne
15. Concordia
16. De Soto
17. East Baton Rouge
18. East Carroll
19. East Feliciana
20. Evangeline
21. Franklin
22. Grant
23. Iberia
24. Iberville
25. Jackson
26. Jefferson
27. Jefferson Davis
28. Lafayette
29. Lafourche
30. La Salle
31. Lincoln
32. Livingston
33. Madison
34. Morehouse
35. Natchitoches
36. Orleans
37. Ouachita
38. Plaquemines
39. Pointe Coupee
40. Rapides
41. Red River
42. Richland
43. Sabine
44. St. Bernard
45. St. Charles
46. St. Helena
47. St. James
48. St. John the Baptist
49. St. Landry
50. St. Martin
51. St. Mary
52. St. Tammany
53. Tangipahoa
54. Tensas
55. Terrebonne
56. Union
57. Vermilion
58. Vernon
59. Washington
60. Webster
61. West Baton Rouge
62. West Carroll
63. West Feliciana
64. Winn



1948 CENSUS OF BUSINESS

RETAIL, WHOLESALE, SERVICE TRADES

U. S. DEPARTMENT OF COMMERCE
BUREAU OF THE CENSUS

PRELIMINARY

For Release May 15, 1950

Release Series BC-1P-17-000

LOUISIANA

Retail, wholesale, and service establishments located in Louisiana showed a substantial expansion in dollar volume of trade from 1939 to 1948 according to preliminary figures from the 1948 Census of Business released today by the Bureau of the Census, U. S. Department of Commerce.

Retail sales in the State during 1948 aggregated \$1,666,700,000, an increase of 243 percent over the \$486,300,000 sales in 1939, when the preceding Census of Business was taken. Wholesale sales volume in the State showed a 206 percent rise over the same period, reaching a total of \$2,159,900,000 in 1948 as compared with \$706,400,000 in 1939. The service trades included in the Census of Business reported receipts totaling \$90,000,000 in 1948 compared with \$28,000,000 in 1939. Hotel receipts moved from \$10,000,000 in 1939 to \$22,900,000 in 1948. Amusements businesses in the State recorded receipts of \$27,000,000 in 1948 compared with \$10,000,000 in 1939.

Employment in the State also rose over the 9-year period between 1939 and 1948 for the trades covered by the Census of Business. Retail trade establishments reported 97,082 paid employees for the workweek ended nearest November 15, 1948. Of these, 84,861 worked the full week, and the remainder part of the week. The comparable total and full workweek figures for 1939 were 66,893 and 58,223. Wholesale trade establishments reported a total of 35,135 full- and part-week employees for the week of November 15, 1948, compared with 24,713 for the same week in 1939. For the selected service trades, November 15, 1948, paid employees numbered 18,210; the comparable figure for 1939, adjusted for change in scope between the two Censuses, was 12,701.

These preliminary figures have been compiled from similar releases being made available for each parish in Louisiana. Final figures, superseding the preliminary data for Louisiana, will be included in a State Bulletin to be issued in several months. Similar data will be made available in preliminary and final form for each of the States.

A single copy of the preliminary release for the State of Louisiana as well as an order blank for other area releases may be obtained by writing to the Bureau of the Census, Washington 25, D. C.

Table 1.—CENSUS OF BUSINESS PRELIMINARY RESULTS FOR 1948, BY TRADE GROUP

LOUISIANA

Trade group and kind of business	Number of establishments	1948 sales and receipts (Thousand dollars)	Active proprietors of unincorporated businesses Nov. 1948	Paid employees, workweek ended nearest Nov. 15, 1948	
				Total employees ¹	Full workweek employees
RETAIL TRADE, total.....	29,502	1,666,671	28,167	97,082	84,861
Food group.....	11,548	364,446	11,310	11,443	9,399
Eating and drinking places.....	6,111	138,139	6,140	18,986	16,374
General merchandise grp, general stores..	1,801	257,026	1,556	19,233	15,937
Apparel group.....	1,204	127,296	1,037	7,496	6,357
Furniture-home furnishgs-appliance grp..	1,087	93,570	967	5,321	5,042
Automotive group.....	1,132	276,302	1,068	9,765	9,444
Gasoline service stations.....	2,308	78,817	2,263	5,231	4,602
Lumber-building-hardware group.....	1,175	147,670	1,038	7,515	6,837
Drug and proprietary stores.....	892	59,181	780	5,193	4,647
All other retail stores.....	2,244	124,224	2,008	6,899	6,222
WHOLESALE TRADE, total.....	3,041	2,159,905	1,998	35,135	x
Merchant wholesalers, total.....	1,807	1,167,837	1,264	24,760	x
Groceries, confectionery, meat.....	361	276,472	276	4,691	x
Farm Products, edible.....	143	103,337	143	2,563	x
Tobacco.....	49	34,171	47	466	x
Furniture, home furnishings.....	27	10,949	16	403	x
Automotive supplies.....	159	30,425	116	1,435	x
Electrical merchandise.....	61	72,370	20	1,600	x
Hardware, plumbing, heating.....	68	59,897	22	1,653	x
Lumber, construction mat'l.....	80	41,595	36	1,318	x
Mach'y, equip't, industrial supplies..	357	174,158	194	4,484	x
All other merchant wholesalers.....	502	364,463	394	6,147	x
Manufact'rs' sales branches, offices....	323	509,394	2	5,690	x
Petroleum bulk plants, terminals.....	471	157,472	392	1,633	x
Agents, brokers (merchandise).....	268	270,515	228	803	x
Assemblers of farm products.....	172	54,687	112	2,249	x
SELECTED SERVICE TRADES, total.....	6,617	89,960	6,692	18,210	16,812
Personal services.....	4,135	46,235	4,167	12,374	11,496
Business services.....	253	11,445	224	2,181	1,888
Automotive repairs and services.....	1,182	18,860	1,218	2,247	2,114
Other repairs and services.....	1,047	13,420	1,083	1,408	1,314
HOTELS.....	281	22,905	218	5,482	5,203
TOURIST COURTS AND CAMPS.....	253	3,031	212	537	492
AMUSEMENTS.....	707	26,959	471	4,106	x

x Not available.

1/ Includes employees paid for less than the full workweek.

1948 CENSUS OF BUSINESS

U. S. DEPARTMENT OF COMMERCE
BUREAU OF THE CENSUS

RETAIL, WHOLESALE, SERVICE TRADES

PRELIMINARY

For Release April 5, 1950

Release Series BC-1P-17-001

ACADIA PARISH, LA.

Retail, wholesale, and service establishments located in Acadia Parish, Louisiana, showed a substantial expansion in dollar volume of trade from 1939 to 1948 according to preliminary figures from the 1948 Census of Business released today by the Bureau of the Census, U. S. Department of Commerce.

Retail sales in the parish during 1948 aggregated \$23.9 million, an increase of 232 percent over the \$7.2 million in 1939, when the preceding Census of Business was taken. Wholesale sales in the parish reached a total of \$18.0 million in 1948 as compared with \$6.5 million in 1939. The service trades included in the Census of Business recorded receipts totaling \$1.0 million in 1948 compared with \$0.3 million in 1939.

Employment in the parish also rose over the 9-year period between 1939 and 1948 for the above trades. Establishments in these trades reported a combined total of 2,053 paid employees for the workweek ended nearest November 15, 1948. This compared with a total of 1,408 employees reported for the week of November 15, 1939.

These preliminary figures have been derived from a Census report on Acadia Parish, Louisiana, which also includes data for the cities of Crowley and Rayne. Final figures, superseding the preliminary data for Acadia Parish will be included in a Bulletin for the State of Louisiana to be issued in several months. Similar data will be made available this year in preliminary and final form for each of the counties, parishes, and States. A single copy of the preliminary release for Acadia Parish as well as an order blank for other area releases may be obtained by writing to the Bureau of the Census, Washington 25, D. C.

Table 1.—CENSUS OF BUSINESS PRELIMINARY RESULTS FOR 1948, BY TRADE GROUP
ACADIA PARISH, LA.

Trade group and kind of business	Number of establishments	1948 sales and receipts (Thousand dollars)	Active proprietors of unincorporated businesses Nov. 1948	Paid employees, workweek ended nearest Nov. 15, 1948	
				Total employees ¹	Full workweek employees
RETAIL TRADE, total.....	541	23,945	506	1,488	1,299
Food group.....	218	4,098	214	140	122
Eating and drinking places.....	117	1,641	116	281	191
General merchandise grp, general stores.	24	3,791	18	325	286
Apparel group.....	12	710	12	43	40
Furniture-home furnishings-appliance grp.	21	1,159	19	59	54
Automotive group.....	20	4,527	15	239	238
Gasoline service stations.....	44	847	42	55	45
Lumber-building-hardware group.....	32	5,220	20	243	223
Drug and proprietary stores.....	10	543	10	38	38
All other retail stores.....	43	1,409	40	65	62
WHOLESALE TRADE, total.....	49	17,968	38	370	x
Merchant wholesalers.....	23	12,066	20	283	x
Other wholesale.....	26	5,902	18	87	x
SELECTED SERVICE TRADES, ^{2/} total.....	96	1,032	103	195	182
Personal services.....	56	489	57	139	134
All other service trades.....	40	543	46	56	48
AMUSEMENTS.....	15	342	12	72	x

x Not available.

^{1/} Includes employees paid for less than the full workweek.

^{2/} See General Description on last page for changes from the 1939 Census of Business in the coverage of Service Trades.

Table 2.—CENSUS OF BUSINESS PRELIMINARY RESULTS FOR 1948 FOR CITIES OF 2,500 INHABITANTS OR MORE
ACADIA PARISH, LA.

(Data omitted for trade groups where necessary to avoid disclosure)

City and trade group ¹	Number of establishments	1948 sales and receipts (Thousand dollars)	Active proprietors of unincorporated businesses Nov. 1948	Paid employees, workweek ended nearest Nov. 15, 1948	
				Total employees ²	Full workweek employees
Crowley:					
Retail trade.....	193	10,973	181	685	594
Selected service trades....	44	539	44	131	126
Rayne:					
Retail trade.....	123	5,652	116	406	364
Selected service trades....	20	172	25	26	26
Remainder of county:					
Retail trade.....	225	7,320	209	397	341
Selected service trades....	32	321	34	38	30

1/ See General Description on this page for changes from the 1939 Census of Business in the coverage of Service Trades.

2/ Includes employees paid for less than the full workweek.

GENERAL DESCRIPTION OF PRELIMINARY RELEASES FOR THE 1948 CENSUS OF BUSINESS

This series of releases, of which one is planned for each county in the United States, presents preliminary results of the 1948 Census of Business. The information is based on reports submitted by business establishments for that Census. The figures shown are preliminary, and are subject to revision in the final Census publications, but the changes are expected to be relatively minor with respect to coverage. The final Census figures will be issued in a series of Business Census bulletins which will show additional detailed kind-of-business information for all places where there are a sufficient number of establishments.

The 1948 Census of Business was taken under the provision of the Act of June 19, 1948, which provides that the Business Censuses be taken for 1948 and for each fifth year thereafter. Previous Business Censuses were taken for the years 1929, 1933, 1935, and 1939.

Scope of the Census.—The 1948 Census of Business covered all establishments in the following trades, as defined by the Standard Industrial Classification Manual, May 1949 issue, of the Executive Office of the President: all retail trades; all wholesale trades; all service trades in the following four groups—personal services, business services, automobile repairs and services, and miscellaneous repair services; hotels; tourist courts and camps; and amusements, including motion picture theaters. Some important services not covered are radio broadcasting and television, medical and health, legal, educational, nonprofit, accounting, and domestic services.

This coverage is similar to that of the 1939 Business Census. However, "custom trades" and "services incidental to transportation," which are no longer included in the standard classification of the service trades, are not covered by the 1948 Censuses. In a number of localities, these exclusions as well as

other changes in the standard classification may have a considerable effect in comparing 1948 with 1939 data, particularly with respect to establishment count.

Establishment definition.—For Census purposes, a business establishment is defined to include only enterprises conducted from a recognizable place of business, provided that the annual sales were in excess of \$5,000 for a wholesale trade establishment and \$500 for establishments in other trades. A detailed analysis of coverage will be provided in future Censuses of Business publications.

"Number of establishments" is the number of separate business locations, rather than the number of business companies or organizations, since the Census figures represent information reported separately for each business location or establishment. The establishment count reflects the number of places in business at the end of 1948 excluding administrative and executive offices of multinit organizations, and "chain store" warehouses.

Sales and receipts.—"1948 sales and receipts" represents sales of merchandise and receipts from repairs and other services to customers. The figures reflect deductions for returned goods and allowances, but not for trade-in allowances; they exclude sales and excise taxes collected from customers and paid directly to any taxing agency.

Proprietors.—"Active proprietors..." represents owners and partners of unincorporated businesses who devoted the major portion of their time to the business in November 1948.

Employment.—"Number of paid employees..." represents all employees on the pay roll for the pay period ending nearest November 15, 1948. "Full workweek" employees, whether regular or seasonal, are those who in the November 15 pay period were paid for working at least the number of hours typically worked in a week by employees of the reporting establishment.

1948 CENSUS OF BUSINESS

RETAIL, WHOLESALE, SERVICE TRADES

U. S. DEPARTMENT OF COMMERCE
BUREAU OF THE CENSUS

PRELIMINARY

For Release April 3, 1950

Release Series BC-1P-17-002

ALLEN PARISH, LA.

Retail, wholesale, and service establishments located in Allen Parish, Louisiana, showed a substantial expansion in dollar volume of trade from 1939 to 1948 according to preliminary figures from the 1948 Census of Business released today by the Bureau of the Census, U. S. Department of Commerce.

Retail sales in the parish during 1948 aggregated \$7.6 million, an increase of 300 percent over the \$1.9 million in 1939, when the preceding Census of Business was taken. Wholesale sales in the parish reached a total of \$1.1 million in 1948 as compared with \$0.6 million in 1939. The service trades included in the Census of Business recorded receipts totaling \$224,000 in 1948 compared with \$95,000 in 1939.

Employment in the parish also rose over the 9-year period between 1939 and 1948 for the above trades. Establishments in these trades reported a combined total of 478 paid employees for the workweek ended nearest November 15, 1948. This compared with a total of 282 employees reported for the week of November 15, 1939.

These preliminary figures have been derived from a Census report on Allen Parish, Louisiana, which also includes data for the city of Oakdale. Final figures, superseding the preliminary data for Allen Parish, will be included in a Bulletin for the State of Louisiana to be issued in several months. Similar data will be made available this year in preliminary and final form for each of the counties, parishes, and States. A single copy of the preliminary release for Allen Parish as well as an order blank for other area releases may be obtained by writing to the Bureau of the Census, Washington 25, D. C.

Table 1.—CENSUS OF BUSINESS PRELIMINARY RESULTS FOR 1948, BY TRADE GROUP

ALLEN PARISH, LA.

Trade group and kind of business	Number of establishments	1948 sales and receipts (Thousand dollars)	Active proprietors of unincorporated businesses Nov. 1948	Paid employees, workweek ended nearest Nov. 15, 1948	
				Total employees ¹	Full workweek employees
RETAIL TRADE, total.....	204	7,618	203	423	358
Food group.....	70	1,463	71	42	34
Eating and drinking places.....	44	561	43	97	62
General merchandise group, general stores	17	1,280	14	91	87
Apparel group.....	7	221	7	5	5
Furniture-home furnishings-appliance grp.	7	287	7	12	10
Automotive group.....	12	2,398	15	90	84
Gasoline service stations.....	24	594	22	46	41
Lumber-building-hardware group.....	9	390	12	11	9
All other retail stores.....	14	424	12	29	26
WHOLESALE TRADE.....	9	1,108	8	20	x
SELECTED SERVICE TRADES, ² /total.....	38	224	36	35	35
Personal services.....	27	159	26	29	29
All other service trades.....	11	65	10	6	6

x Not available.

¹/ Includes employees paid for less than the full workweek.

²/ See General Description on last page for changes from the 1939 Census of Business in the coverage of Service Trades.

Table 2.—CENSUS OF BUSINESS PRELIMINARY RESULTS FOR 1948 FOR CITIES OF 2,500 INHABITANTS OR MORE

ALLEN PARISH, LA.

(Data omitted for trade groups where necessary to avoid disclosure)

City and trade group ¹	Number of establishments	1948 sales and receipts (Thousand dollars)	Active proprietors of unincorporated businesses Nov. 1948	Paid employees, workweek ended nearest Nov. 15, 1948	
				Total employees ²	Full workweek employees
Oakdale:					
Retail trade.....	87	4,288	83	230	198
Selected service trades.....	17	122	18	21	21
Remainder of county:					
Retail trade.....	117	3,330	120	193	160
Selected service trades.....	21	102	18	14	14

1/ See General Description on this page for changes from the 1939 Census of Business in the coverage of Service Trades.

2/ Includes employees paid for less than the full workweek.

GENERAL DESCRIPTION OF PRELIMINARY RELEASES FOR THE 1948 CENSUS OF BUSINESS

This series of releases, of which one is planned for each county in the United States, presents preliminary results of the 1948 Census of Business. The information is based on reports submitted by business establishments for that Census. The figures shown are preliminary, and are subject to revision in the final Census publications, but the changes are expected to be relatively minor with respect to coverage. The final Census figures will be issued in a series of Business Census bulletins which will show additional detailed kind-of-business information for all places where there are a sufficient number of establishments.

The 1948 Census of Business was taken under the provision of the Act of June 19, 1943, which provides that the Business Census be taken for 1948 and for each fifth year thereafter. Previous Business Censuses were taken for the years 1929, 1933, 1935, and 1939.

Scope of the Census.—The 1948 Census of Business covered all establishments in the following trades, as defined by the Standard Industrial Classification Manual, May 1949 issue, of the Executive Office of the President: all retail trades; all wholesale trades; all service trades in the following four groups—personal services, business services, automobile repairs and services, and miscellaneous repair services; hotels; tourist courts and camps; and amusements, including motion picture theaters. Some important services not covered are radio broadcasting and television, medical and health, legal, educational, nonprofit, accounting, and domestic services.

This coverage is similar to that of the 1939 Business Census. However, "custom trades" and "services incidental to transportation," which are no longer included in the standard classification of the service trades, are not covered by the 1948 Census. In a number of localities, these exclusions as well as

other changes in the standard classification may have a considerable effect in comparing 1948 with 1939 data, particularly with respect to establishment count.

Establishment definition.—For Census purposes, a business establishment is defined to include only enterprises conducted from a recognizable place of business, provided that the annual sales were in excess of \$5,000 for a wholesale trade establishment and \$500 for establishments in other trades. A detailed analysis of coverage will be provided in future Census of Business publications.

"Number of establishments" is the number of separate business locations, rather than the number of business companies or organizations, since the Census figures represent information reported separately for each business location or establishment. The establishment count reflects the number of places in business at the end of 1948 excluding administrative and executive offices of multiunit organizations, and "chain store" warehouses.

Sales and receipts.—"1948 sales and receipts" represents sales of merchandise and receipts from repairs and other services to customers. The figures reflect deductions for returned goods and allowances, but not for trade-in allowances; they exclude sales and excise taxes collected from customers and paid directly to any taxing agency.

Proprietors.—"Active proprietors..." represents owners and partners of unincorporated businesses who devoted the major portion of their time to the business in November 1948.

Employment.—"Number of paid employees..." represents all employees on the pay roll for the pay period ending nearest November 15, 1948. "Full workweek" employees, whether regular or seasonal, are those who in the November 15 pay period were paid for working at least the number of hours typically worked in a week by employees of the reporting establishment.

1948 CENSUS OF BUSINESS

U. S. DEPARTMENT OF COMMERCE
BUREAU OF THE CENSUS

RETAIL, WHOLESALE, SERVICE TRADES

PRELIMINARY

For Release April 24, 1950

Release Series BC-1P-17-003

ASCENSION PARISH, LA.

Retail, wholesale, and service establishments located in Ascension Parish, Louisiana, showed a substantial expansion in dollar volume of trade from 1939 to 1948 according to preliminary figures from the 1948 Census of Business released today by the Bureau of the Census, U. S. Department of Commerce.

Retail sales in the parish during 1948 aggregated \$9.4 million, an increase of 236 percent over the \$2.8 million in 1939, when the preceding Census of Business was taken. Wholesale sales in the parish reached a total of \$4.3 million in 1948 as compared with \$2.0 million in 1939. The service trades included in the Census of Business recorded receipts totaling \$275,000 in 1948 compared with \$65,000 in 1939.

Employment in the parish also rose over the 9-year period between 1939 and 1948 for the above trades. Establishments in these trades reported a combined total of 722 paid employees for the workweek ended nearest November 15, 1948. This compared with a total of 544 employees reported for the week of November 15, 1939.

These preliminary figures have been derived from a Census report on Ascension Parish, Louisiana, which also includes data for the city of Donaldsonville. Final figures, superseding the preliminary data for Ascension Parish, will be included in a Bulletin for the State of Louisiana to be issued in several months. Similar data will be made available this year in preliminary and final form for each of the parishes, counties, and States. A single copy of the preliminary release for Ascension Parish as well as an order blank for other area releases may be obtained by writing to the Bureau of the Census, Washington 25, D. C.

Table 1.—CENSUS OF BUSINESS PRELIMINARY RESULTS FOR 1948, BY TRADE GROUP

ASCENSION PARISH, LA.

Trade group and kind of business	Number of establishments	1948 sales and receipts (Thousand dollars)	Active proprietors of unincorporated businesses Nov. 1948	Paid employees, workweek ended nearest Nov. 15, 1948	
				Total employees ¹	Full workweek employees
RETAIL TRADE, total.....	291	9,438	273	536	490
Food group.....	125	2,426	117	63	50
Eating and drinking places.....	56	955	59	140	123
General merchandise grp, general stores	16	1,184	10	64	63
Apparel group.....	11	557	11	37	32
Furniture-home furnishings-appliance grp	8	520	7	30	28
Automotive group.....	12	1,251	8	64	64
Gasoline service stations.....	25	572	26	46	42
Lumber-building-hardware group.....	12	1,387	10	52	51
Drug and proprietary stores.....	9	271	9	24	21
All other retail stores.....	17	315	16	16	16
WHOLESALE TRADE, total.....	21	4,302	13	137	x
Merchant wholesalers.....	13	2,698	8	119	x
Other types of wholesale.....	8	1,604	5	18	x
SELECTED SERVICE TRADES, ² /total.....	53	275	56	49	41
Personal services.....	35	185	35	41	36
All other service trades.....	18	90	21	8	5

x Not available.

¹/ Includes employees paid for less than the full workweek.

²/ See General Description on last page for changes from the 1939 Census of Business in the coverage of Service Trades.

Table 2.—CENSUS OF BUSINESS PRELIMINARY RESULTS FOR 1948 FOR CITIES OF 2,500 INHABITANTS OR MORE

ASCENSION PARISH, LA.

(Data omitted for trade groups where necessary to avoid disclosure)

City and trade group ¹	Number of establishments	1948 sales and receipts (Thousand dollars)	Active proprietors of unincorporated businesses Nov. 1948	Paid employees, workweek ended nearest Nov. 15, 1948	
				Total employees ²	Full workweek employees
Donaldsonville:					
Retail trade.....	102	4,853	86	290	260
Selected service trades....	23	113	22	18	13
Remainder of parish:					
Retail trade.....	189	4,585	187	246	230
Selected service trades....	30	162	34	31	28

1/ See General Description on this page for changes from the 1939 Census of Business in the coverage of Service Trades.

2/ Includes employees paid for less than the full workweek.

GENERAL DESCRIPTION OF PRELIMINARY RELEASES FOR THE 1948 CENSUS OF BUSINESS

This series of releases, of which one is planned for each county in the United States, presents preliminary results of the 1948 Census of Business. The information is based on reports submitted by business establishments for that Census. The figures shown are preliminary, and are subject to revision in the final Census publications, but the changes are expected to be relatively minor with respect to coverage. The final Census figures will be issued in a series of Business Census bulletins which will show additional detailed kind-of-business information for all places where there are a sufficient number of establishments.

The 1948 Census of Business was taken under the provision of the Act of June 19, 1948, which provides that the Business Census be taken for 1948 and for each fifth year thereafter. Previous Business Censuses were taken for the years 1929, 1933, 1935, and 1939.

Scope of the Census.—The 1948 Census of Business covered all establishments in the following trades, as defined by the Standard Industrial Classification Manual, May 1949 issue, of the Executive Office of the President: all retail trades; all wholesale trades; all service trades in the following four groups—personal services, business services, automobile repairs and services, and miscellaneous repair services; hotels; tourist courts and camps; and amusements, including motion picture theaters. Some important services not covered are radio broadcasting and television, medical and health, legal, educational, nonprofit, accounting, and domestic services.

This coverage is similar to that of the 1939 Business Census. However, "custom trades" and "services incidental to transportation," which are no longer included in the standard classification of the service trades, are not covered by the 1948 Census. In a number of localities, these exclusions as well as

other changes in the standard classification may have a considerable effect in comparing 1948 with 1939 data, particularly with respect to establishment count.

Establishment definition.—For Census purposes, a business establishment is defined to include only enterprises conducted from a recognizable place of business, provided that the annual sales were in excess of \$5,000 for a wholesale trade establishment and \$500 for establishments in other trades. A detailed analysis of coverage will be provided in future Censuses of Business publications.

"Number of establishments" is the number of separate business locations, rather than the number of business companies or organizations, since the Census figures represent information reported separately for each business location or establishment. The establishment count reflects the number of places in business at the end of 1948 excluding administrative and executive offices of multinational organizations, and "chain store" warehouses.

Sales and receipts.—"1948 sales and receipts" represents sales of merchandise and receipts from repairs and other services to customers. The figures reflect deductions for returned goods and allowances, but not for trade-in allowances; they exclude sales and excise taxes collected from customers and paid directly to any taxing agency.

Proprietors.—"Active proprietors..." represents owners and partners of unincorporated businesses who devoted the major portion of their time to the business in November 1948.

Employment.—"Number of paid employees..." represents all employees on the pay roll for the pay period ending nearest November 15, 1948. "Full workweek" employees, whether regular or seasonal, are those who in the November 15 pay period were paid for working at least the number of hours typically worked in a week by employees of the reporting establishment.

1948 CENSUS OF BUSINESS

RETAIL, WHOLESALE, SERVICE TRADES

U. S. DEPARTMENT OF COMMERCE
BUREAU OF THE CENSUS

PRELIMINARY

For Release April 10, 1950

Release Series BC-1P-17-004

ASSUMPTION PARISH, LA.

Retail and service establishments located in Assumption Parish, Louisiana, showed a substantial expansion in dollar volume of trade from 1939 to 1948 according to preliminary figures from the 1948 Census of Business released today by the Bureau of the Census, U. S. Department of Commerce.

Retail sales in the parish during 1948 aggregated \$4.6 million, an increase of 100 percent over the \$2.3 million in 1939, when the preceding Census of Business was taken. The service trades included in the Census of Business recorded receipts totaling \$156,000 in 1948 compared with \$32,000 in 1939.

Employment in the parish decreased over the 9-year period between 1939 and 1948 for the above trades. Establishments in these trades reported a combined total of 239 paid employees for the workweek ended nearest November 15, 1948. This compared with a total of 275 employees reported for the week of November 15, 1939.

These preliminary figures have been derived from a Census report on Assumption Parish, Louisiana. Final figures, superseding the preliminary data for Assumption Parish, will be included in a Bulletin for the State of Louisiana to be issued in several months. Similar data will be made available this year in preliminary and final form for each of the parishes, counties, and States. A single copy of the preliminary release for Assumption Parish as well as an order blank for other area releases may be obtained by writing to the Bureau of the Census, Washington 25, D. C.

Table 1.—CENSUS OF BUSINESS PRELIMINARY RESULTS FOR 1948, BY TRADE GROUP

ASSUMPTION PARISH, LA.

Trade group and kind of business	Number of establishments	1948 sales and receipts (Thousand dollars)	Active proprietors of unincorporated businesses Nov. 1948	Paid employees, workweek ended nearest Nov. 15, 1948	
				Total employees ¹	Full workweek employees
RETAIL TRADE, total.....	158	4,596	140	224	195
Food group.....	59	952	50	21	17
Eating and drinking places.....	46	557	44	53	30
General merchandise grp, general stores	18	1,752	15	78	77
Gasoline service stations.....	11	233	11	10	10
Drug and proprietary stores.....	5	159	2	18	18
All other retail stores.....	19	943	18	44	43
SELECTED SERVICE TRADES ^{2/}	24	156	24	15	15

^{1/} Includes employees paid for less than the full workweek.

^{2/} See General Description on last page for changes from the 1939 Census of Business in the coverage of Service Trades.

GENERAL DESCRIPTION OF PRELIMINARY RELEASES FOR THE 1948 CENSUS OF BUSINESS

This series of releases, of which one is planned for each county in the United States, presents preliminary results of the 1948 Census of Business. The information is based on reports submitted by business establishments for that Census. The figures shown are preliminary, and are subject to revision in the final Census publications, but the changes are expected to be relatively minor with respect to coverage. The final Census figures will be issued in a series of Business Census bulletins which will show additional detailed kind-of-business information for all places where there are a sufficient number of establishments.

The 1948 Census of Business was taken under the provision of the Act of June 19, 1948, which provides that the Business Census be taken for 1948 and for each fifth year thereafter. Previous Business Censuses were taken for the years 1929, 1933, 1935, and 1939.

Scope of the Census.--The 1948 Census of Business covered all establishments in the following trades, as defined by the Standard Industrial Classification Manual, May 1949 issue, of the Executive Office of the President: all retail trades; all wholesale trades; all service trades in the following four groups--personal services, business services, automobile repairs and services, and miscellaneous repair services; hotels; tourist courts and camps; and amusements, including motion picture theaters. Some important services not covered are radio broadcasting and television, medical and health, legal, educational, nonprofit, accounting, and domestic services.

This coverage is similar to that of the 1939 Business Census. However, "custom trades" and "services incidental to transportation," which are no longer included in the standard classification of the service trades, are not covered by the 1948 Census. In a number of localities, these exclusions as well as other changes in the standard classification may have a considerable effect in comparing

1948 with 1939 data, particularly with respect to establishment count.

Establishment definition.--For Census purposes, a business establishment is defined to include only enterprises conducted from a recognizable place of business, provided that the annual sales were in excess of \$5,000 for a wholesale trade establishment and \$500 for establishments in other trades. A detailed analysis of coverage will be provided in future Census of Business publications.

"Number of establishments" is the number of separate business locations, rather than the number of business companies or organizations, since the Census figures represent information reported separately for each business location or establishment. The establishment count reflects the number of places in business at the end of 1948 excluding administrative and executive offices of multiunit organizations, and "chain store" warehouses.

Sales and receipts.--"1948 sales and receipts" represents sales of merchandise and receipts from repairs and other services to customers. The figures reflect deductions for returned goods and allowances, but not for trade-in allowances; they exclude sales and excise taxes collected from customers and paid directly to any taxing agency.

Proprietors.--"Active proprietors..." represents owners and partners of unincorporated businesses who devoted the major portion of their time to the business in November 1948.

Employment.--"Number of paid employees..." represents all employees on the pay roll for the pay period ending nearest November 15, 1948. "Full workweek" employees, whether regular or seasonal, are those who in the November 15 pay period were paid for working at least the number of hours typically worked in a week by employees of the reporting establishment.

1948 CENSUS OF BUSINESS

U. S. DEPARTMENT OF COMMERCE
BUREAU OF THE CENSUS

RETAIL, WHOLESALE, SERVICE TRADES

PRELIMINARY

For Release April 3, 1950

Release Series BC-1P-17-005

AVOYELLES PARISH, LA.

Retail, wholesale, and service establishments located in Avoyelles Parish, Louisiana, showed a substantial expansion in dollar volume of trade from 1939 to 1948 according to preliminary figures from the 1948 Census of Business released today by the Bureau of the Census, U. S. Department of Commerce.

Retail sales in the parish during 1948 aggregated \$13.1 million, an increase of 212 percent over the \$4.2 million in 1939, when the preceding Census of Business was taken. Wholesale sales in the parish reached a total of \$6.6 million in 1948 as compared with \$3.3 million in 1939. The service trades included in the Census of Business recorded receipts totaling \$445,000 in 1948 compared with \$147,000 in 1939.

Employment in the parish also rose over the 9-year period between 1939 and 1948 for the above trades. Establishments in these trades reported a combined total of 857 paid employees for the workweek ended nearest November 15, 1948. This compared with a total of 694 employees reported for the week of November 15, 1939.

These preliminary figures have been derived from a Census report on Avoyelles Parish, Louisiana, which also includes data for the city of Bunkie. Final figures, superseding the preliminary data for Avoyelles Parish, will be included in a Bulletin for the State of Louisiana to be issued in several months. Similar data will be made available this year in preliminary and final form for each of the counties, parishes, and States. A single copy of the preliminary release for Avoyelles Parish as well as an order blank for other area releases may be obtained by writing to the Bureau of the Census, Washington 25, D. C.

Table 1.--CENSUS OF BUSINESS PRELIMINARY RESULTS FOR 1948, BY TRADE GROUP

AVOYELLES PARISH, LA.

Trade group and kind of business	Number of establishments	1948 sales and receipts (Thousand dollars)	Active proprietors of unincorporated businesses Nov. 1948	Paid employees, workweek ended nearest Nov. 15, 1948	
				Total employees ¹	Full workweek employees
RETAIL TRADE, total.....	518	13,095	480	651	532
Food group.....	253	2,773	243	78	60
Eating and drinking places.....	59	821	60	96	61
General merchandise grp, general stores	47	1,993	34	108	94
Apparel group.....	10	323	10	17	14
Furniture-home furnishings-appliance grp	20	667	11	42	40
Automotive group.....	21	2,814	18	98	84
Gasoline service stations.....	43	640	39	54	40
Lumber-building-hardware group.....	25	1,892	21	95	87
Drug and proprietary stores.....	13	469	14	29	25
All other retail stores.....	27	703	30	34	27
WHOLESALE TRADE, total.....	23	6,565	17	121	x
Merchant wholesalers.....	17	5,384	10	108	x
Other wholesale.....	6	1,181	7	13	x
SELECTED SERVICE TRADES, ² /total.....	73	445	76	85	79
Personal services.....	41	269	44	69	64
All other service trades.....	32	176	32	16	15

x Not available.

¹/ Includes employees paid for less than the full workweek.

²/ See General Description on last page for changes from the 1939 Census of Business in the coverage of Service Trades.

Table 2.—CENSUS OF BUSINESS PRELIMINARY RESULTS FOR 1948 FOR CITIES OF 2,500 INHABITANTS OR MORE

AVOYELLES PARISH, LA.

(Data omitted for trade groups where necessary to avoid disclosure)

City and trade group ¹	Number of establishments	1948 sales and receipts (Thousand dollars)	Active proprietors of unincorporated businesses Nov. 1948	Paid employees, workweek ended nearest Nov. 15, 1948	
				Total employees ²	Full workweek employees
Bunkie:					
Retail trade.....	100	5,186	82	287	232
Selected service trades...	22	177	27	30	29
Remainder of County:					
Retail trade.....	418	7,909	398	364	300
Selected service trades...	51	268	49	55	50

1/ See General Description on this page for changes from the 1939 Census of Business in the coverage of Service Trades.

2/ Includes employees paid for less than the full workweek.

GENERAL DESCRIPTION OF PRELIMINARY RELEASES FOR THE 1948 CENSUS OF BUSINESS

This series of releases, of which one is planned for each county in the United States, presents preliminary results of the 1948 Census of Business. The information is based on reports submitted by business establishments for that Census. The figures shown are preliminary, and are subject to revision in the final Census publications, but the changes are expected to be relatively minor with respect to coverage. The final Census figures will be issued in a series of Business Census bulletins which will show additional detailed kind-of-business information for all places where there are a sufficient number of establishments.

The 1948 Census of Business was taken under the provision of the Act of June 19, 1948, which provides that the Business Census be taken for 1948 and for each fifth year thereafter. Previous Business Censuses were taken for the years 1929, 1933, 1935, and 1939.

Scope of the Census.—The 1948 Census of Business covered all establishments in the following trades, as defined by the Standard Industrial Classification Manual, May 1949 issue, of the Executive Office of the President: all retail trades; all wholesale trades; all service trades in the following four groups—personal services, business services, automobile repairs and services, and miscellaneous repair services; hotels; tourist courts and camps; and amusements, including motion picture theaters. Some important services not covered are radio broadcasting and television, medical and health, legal, educational, nonprofit, accounting, and domestic services.

This coverage is similar to that of the 1939 Business Census. However, "custom trades" and "services incidental to transportation," which are no longer included in the standard classification of the service trades, are not covered by the 1948 Census. In a number of localities, these exclusions as well as

other changes in the standard classification may have a considerable effect in comparing 1948 with 1939 data, particularly with respect to establishment count.

Establishment definition.—For Census purposes, a business establishment is defined to include only enterprises conducted from a recognizable place of business, provided that the annual sales were in excess of \$5,000 for a wholesale trade establishment and \$500 for establishments in other trades. A detailed analysis of coverage will be provided in future Census of Business publications.

"Number of establishments" is the number of separate business locations, rather than the number of business companies or organizations, since the Census figures represent information reported separately for each business location or establishment. The establishment count reflects the number of places in business at the end of 1948 excluding administrative and executive offices of multinational organizations, and "chain store" warehouses.

Sales and receipts.—"1948 sales and receipts" represents sales of merchandise and receipts from repairs and other services to customers. The figures reflect deductions for returned goods and allowances, but not for trade-in allowances; they exclude sales and excise taxes collected from customers and paid directly to any taxing agency.

Proprietors.—"Active proprietors..." represents owners and partners of unincorporated businesses who devoted the major portion of their time to the business in November 1948.

Employment.—"Number of paid employees..." represents all employees on the pay roll for the pay period ending nearest November 15, 1948. "Full workweek" employees, whether regular or seasonal, are those who in the November 15 pay period were paid for working at least the number of hours typically worked in a week by employees of the reporting establishment.

1948 CENSUS OF BUSINESS

RETAIL, WHOLESALE, SERVICE TRADES

U. S. DEPARTMENT OF COMMERCE
BUREAU OF THE CENSUS

PRELIMINARY

For Release March 30, 1950

Release Series BC-1P-17-006

BEAUREGARD PARISH, LA.

Retail, wholesale, and service establishments located in Beauregard Parish, Louisiana, showed a substantial expansion in dollar volume of trade from 1939 to 1948 according to preliminary figures from the 1948 Census of Business released today by the Bureau of the Census, U. S. Department of Commerce.

Retail sales in the parish during 1948 aggregated \$9.0 million, an increase of 350 percent over the \$2.0 million in 1939, when the preceding Census of Business was taken. Wholesale sales in the parish reached a total of \$3.2 million in 1948 as compared with \$0.8 million in 1939. The service trades included in the Census of Business recorded receipts totaling \$413,000 in 1948 compared with \$60,000 in 1939.

Employment in the parish also rose over the 9-year period between 1939 and 1948 for the above trades. Establishments in these trades reported a combined total of 544 paid employees for the workweek ended nearest November 15, 1948. This compared with a total of 315 employees reported for the week of November 15, 1939.

These preliminary figures have been derived from a Census report on Beauregard Parish, which also includes data for the city of De Ridder. Final figures, superseding the preliminary data for Beauregard Parish, will be included in a Bulletin for the State of Louisiana to be issued in several months. Similar data will be made available this year in preliminary and final form for each of the parishes, counties and States. A single copy of the preliminary release for Beauregard Parish as well as an order blank for other area releases may be obtained by writing to the Bureau of the Census, Washington 25, D. C.

Table 1.—CENSUS OF BUSINESS PRELIMINARY RESULTS FOR 1948, BY TRADE GROUP

BEAUREGARD PARISH, LA.

Trade group and kind of business	Number of establishments	1948 sales and receipts (Thousand dollars)	Active proprietors of unincorporated businesses Nov. 1948	Paid employees, workweek ended nearest Nov. 15, 1948	
				Total employees ¹	Full workweek employees
RETAIL TRADE, total.....	180	8,968	167	419	346
Food group.....	78	2,845	69	74	62
Eating and drinking places.....	22	359	22	72	45
General merchandise group, general stores.....	12	1,094	11	81	55
Apparel group.....	7	183	7	10	9
Furniture-home furnishings- appliance group.....	12	724	10	29	28
Automotive group.....	11	1,758	7	65	65
Gasoline service stations.....	17	610	21	28	24
Lumber-building-hardware group.	7	413	8	10	9
All other retail stores.....	14	982	12	50	49
WHOLESALE TRADE.....	8	3,184	3	39	x
SELECTED SERVICE TRADES, ² total..	41	413	42	86	82
Personal services.....	26	287	25	74	71
All other service trades.....	15	126	17	12	11
AMUSEMENTS.....	6	125	5	36	x

x Not available.

¹/ Includes employees paid for less than the full workweek.

²/ See General Description on last page for changes from the 1939 Census of Business in the coverage of Service Trades.

Table 2.—CENSUS OF BUSINESS PRELIMINARY RESULTS FOR 1948 FOR CITIES OF 2,500 INHABITANTS OR MORE
BEAUREGARD PARISH, LA.

(Data omitted for trade groups where necessary to avoid disclosure)

City and trade group ¹	Number of establishments	1948 sales and receipts (Thousand dollars)	Active proprietors of unincorporated businesses Nov. 1948	Paid employees, workweek ended nearest Nov. 15, 1948	
				Total employees ²	Full workweek employees
De Ridder:					
Retail trade.....	104	6,935	95	349	286
Selected service trades....	30	381	29	82	78
Remainder of County:					
Retail trade.....	76	2,033	72	70	60
Selected service trades....	11	32	13	4	4

1/ See General Description on this page for changes from the 1939 Census of Business in the coverage of Service Trades.

2/ Includes employees paid for less than the full workweek.

GENERAL DESCRIPTION OF PRELIMINARY RELEASES FOR THE 1948 CENSUS OF BUSINESS

This series of releases, of which one is planned for each county in the United States, presents preliminary results of the 1948 Census of Business. The information is based on reports submitted by business establishments for that Census. The figures shown are preliminary, and are subject to revision in the final Census publications, but the changes are expected to be relatively minor with respect to coverage. The final Census figures will be issued in a series of Business Census bulletins which will show additional detailed kind-of-business information for all places where there are a sufficient number of establishments.

The 1948 Census of Business was taken under the provision of the Act of June 19, 1943, which provides that the Business Census be taken for 1948 and for each fifth year thereafter. Previous Business Censuses were taken for the years 1929, 1933, 1935, and 1939.

Scope of the Census.—The 1948 Census of Business covered all establishments in the following trades, as defined by the Standard Industrial Classification Manual, May 1949 issue, of the Executive Office of the President: all retail trades; all wholesale trades; all service trades in the following four groups—personal services, business services, automobile repairs and services, and miscellaneous repair services; hotels; tourist courts and camps; and amusements, including motion picture theaters. Some important services not covered are radio broadcasting and television, medical and health, legal, educational, nonprofit, accounting, and domestic services.

This coverage is similar to that of the 1939 Business Census. However, "custom trades" and "services incidental to transportation," which are no longer included in the standard classification of the service trades, are not covered by the 1948 Census. In a number of localities, these exclusions as well as

other changes in the standard classification may have a considerable effect in comparing 1948 with 1939 data, particularly with respect to establishment count.

Establishment definition.—For Census purposes, a business establishment is defined to include only enterprises conducted from a recognizable place of business, provided that the annual sales were in excess of \$5,000 for a wholesale trade establishment and \$500 for establishments in other trades. A detailed analysis of coverage will be provided in future Census of Business publications.

"Number of establishments" is the number of separate business locations, rather than the number of business companies or organizations, since the Census figures represent information reported separately for each business location or establishment. The establishment count reflects the number of places in business at the end of 1948 excluding administrative and executive offices of multiunit organizations, and "chain store" warehouses.

Sales and receipts.—"1948 sales and receipts" represents sales of merchandise and receipts from repairs and other services to customers. The figures reflect deductions for returned goods and allowances, but not for trade-in allowances; they exclude sales and excise taxes collected from customers and paid directly to any taxing agency.

Proprietors.—"Active proprietors..." represents owners and partners of unincorporated businesses who devoted the major portion of their time to the business in November 1948.

Employment.—"Number of paid employees..." represents all employees on the pay roll for the pay period ending nearest November 15, 1948. "Full workweek" employees, whether regular or seasonal, are those who in the November 15 pay period were paid for working at least the number of hours typically worked in a week by employees of the reporting establishment.

1948 CENSUS OF BUSINESS

RETAIL, WHOLESALE, SERVICE TRADES

U. S. DEPARTMENT OF COMMERCE
BUREAU OF THE CENSUS

PRELIMINARY

For Release April 3, 1950

Release Series BC-1P-17-007

BIENVILLE PARISH, LA.

Retail, wholesale, and service establishments located in Bienville Parish, Louisiana, showed a substantial expansion in dollar volume of trade from 1939 to 1948 according to preliminary figures from the 1948 Census of Business released today by the Bureau of the Census, U. S. Department of Commerce.

Retail sales in the parish during 1948 aggregated \$6.8 million, an increase of 162 percent over the \$2.6 million in 1939, when the preceding Census of Business was taken. Wholesale sales in the parish reached a total of \$853,000 in 1948 as compared with \$489,000 in 1939. The service trades included in the Census of Business recorded receipts totaling \$180,000 in 1948 compared with \$86,000 in 1939.

Employment in the parish also rose over the 9-year period between 1939 and 1948 for the above trades. Establishments in these trades reported a combined total of 371 paid employees for the workweek ended nearest November 15, 1948. This compared with a total of 266 employees reported for the week of November 15, 1939.

These preliminary figures have been derived from a Census report on Bienville Parish, Louisiana. Final figures, superseding the preliminary data for Bienville Parish, will be included in a Bulletin for the State of Louisiana to be issued in several months. Similar data will be made available this year in preliminary and final form for each of the counties, parishes, and States. A single copy of the preliminary release for Bienville Parish as well as an order blank for other area releases may be obtained by writing to the Bureau of the Census, Washington 25, D. C.

Table 1.—CENSUS OF BUSINESS PRELIMINARY RESULTS FOR 1948, BY TRADE GROUP

BIENVILLE PARISH, LA.

Trade group and kind of business	Number of establishments	1948 sales and receipts (Thousand dollars)	Active proprietors of unincorporated businesses Nov. 1948	Paid employees, workweek ended nearest Nov. 15, 1948	
				Total employees ¹	Full workweek employees
RETAIL TRADE, total.....	222	6,766	212	327	256
Food group.....	89	2,063	88	73	49
Eating and drinking places.....	15	131	14	26	23
General merchandise grp, general stores.....	41	1,462	39	72	55
Apparel group.....	10	495	9	23	19
Furniture-home furnishings-appliance grp.....	7	145	4	10	7
Automotive group.....	8	1,053	6	47	47
Gasoline service stations.....	29	548	29	26	20
Lumber-building-hardware group.....	7	479	7	23	19
Drug and proprietary stores.....	11	215	12	18	10
All other retail stores.....	5	175	4	9	7
WHOLESALE TRADE.....	8	853	5	17	x
SELECTED SERVICE TRADES, ² /total.....	35	180	35	27	25
Personal services.....	23	132	23	23	21
All other service trades.....	12	48	12	4	4

x Not available.

¹/ Includes employees paid for less than the full workweek.

²/ See General Description on **this** page for changes from the 1939 Census of Business in the coverage of Service Trades.

GENERAL DESCRIPTION OF PRELIMINARY RELEASES FOR THE 1948 CENSUS OF BUSINESS

This series of releases, of which one is planned for each county in the United States, presents preliminary results of the 1948 Census of Business. The information is based on reports submitted by business establishments for that Census. The figures shown are preliminary, and are subject to revision in the final Census publications, but the changes are expected to be relatively minor with respect to coverage. The final Census figures will be issued in a series of Business Census bulletins which will show additional detailed kind-of-business information for all places where there are a sufficient number of establishments.

The 1948 Census of Business was taken under the provision of the Act of June 19, 1948, which provides that the Business Census be taken for 1948 and for each fifth year thereafter. Previous Business Censuses were taken for the years 1929, 1933, 1935, and 1939.

Scope of the Census.—The 1948 Census of Business covered all establishments in the following trades, as defined by the Standard Industrial Classification Manual, May 1949 issue, of the Executive Office of the President: all retail trades; all wholesale trades; all service trades in the following four groups—personal services, business services, automobile repairs and services, and miscellaneous repair services; hotels; tourist courts and camps; and amusements, including motion picture theaters. Some important services not covered are radio broadcasting and television, medical and health, legal, educational, nonprofit, accounting, and domestic services.

This coverage is similar to that of the 1939 Business Census. However, "custom trades" and "services incidental to transportation," which are no longer included in the standard classification of the service trades, are not covered by the 1948 Census. In a number of localities, these exclusions as well as

other changes in the standard classification may have a considerable effect in comparing 1948 with 1939 data, particularly with respect to establishment count.

Establishment definition.—For Census purposes, a business establishment is defined to include only enterprises conducted from a recognizable place of business, provided that the annual sales were in excess of \$5,000 for a wholesale trade establishment and \$500 for establishments in other trades. A detailed analysis of coverage will be provided in future Census of Business publications.

"Number of establishments" is the number of separate business locations, rather than the number of business companies or organizations, since the Census figures represent information reported separately for each business location or establishment. The establishment count reflects the number of places in business at the end of 1948 excluding administrative and executive offices of multiunit organizations, and "chain store" warehouses.

Sales and receipts.—"1948 sales and receipts" represents sales of merchandise and receipts from repairs and other services to customers. The figures reflect deductions for returned goods and allowances, but not for trade-in allowances; they exclude sales and excise taxes collected from customers and paid directly to any taxing agency.

Proprietors.—"Active proprietors..." represents owners and partners of unincorporated businesses who devoted the major portion of their time to the business in November 1948.

Employment.—"Number of paid employees..." represents all employees on the pay roll for the pay period ending nearest November 15, 1948. "Full workweek" employees, whether regular or seasonal, are those who in the November 15 pay period were paid for working at least the number of hours typically worked in a week by employees of the reporting establishment.

1948 CENSUS OF BUSINESS

U. S. DEPARTMENT OF COMMERCE
BUREAU OF THE CENSUS

RETAIL, WHOLESALE, SERVICE TRADES

PRELIMINARY

For Release April 10, 1950

Release Series BC-1P-17-008

BOSSIER PARISH, LA.

Retail, wholesale, and service establishments located in Bossier Parish, Louisiana, showed a substantial expansion in dollar volume of trade from 1939 to 1948 according to preliminary figures from the 1948 Census of Business released today by the Bureau of the Census, U. S. Department of Commerce.

Retail sales in the parish during 1948 aggregated \$16.4 million, an increase of 281 percent over the \$4.3 million in 1939, when the preceding Census of Business was taken. Wholesale sales in the parish reached a total of \$10.1 million in 1948 as compared with \$2.6 million in 1939. The service trades included in the Census of Business recorded receipts totaling \$1.6 million in 1948 compared with \$0.2 million in 1939.

Employment in the parish also rose over the 9-year period between 1939 and 1948 for the above trades. Establishments in these trades reported a combined total of 1,234 paid employees for the workweek ended nearest November 15, 1948. This compared with a total of 725 employees reported for the week of November 15, 1939.

These preliminary figures have been derived from a Census report on Bossier Parish, Louisiana, which also includes data for Bossier City. Final figures, superseding the preliminary data for Bossier Parish, will be included in a Bulletin for the State of Louisiana to be issued in several months. Similar data will be made available this year in preliminary and final form for each of the parishes, counties, and States. A single copy of the preliminary release for Bossier Parish as well as an order blank for other area releases may be obtained by writing to the Bureau of the Census, Washington 25, D. C.

Table 1.—CENSUS OF BUSINESS PRELIMINARY RESULTS FOR 1948, BY TRADE GROUP

BOSSIER PARISH, LA.

Trade group and kind of business	Number of establishments	1948 sales and receipts (Thousand dollars)	Active proprietors of unincorporated businesses Nov. 1948	Paid employees, workweek ended nearest Nov. 15, 1948	
				Total employees ¹	Full workweek employees
RETAIL TRADE, total.....	324	16,380	338	848	738
Food group.....	134	4,362	137	143	97
Eating and drinking places.....	71	2,335	78	285	264
General merchandise grp, general stores.....	14	909	20	60	39
Furniture-home furnishgs-appliance grp.....	9	677	11	41	40
Automotive group.....	19	3,741	26	98	94
Gasoline service stations.....	36	1,420	33	86	78
Lumber-building-hardware group.....	10	1,323	6	73	68
Drug and proprietary stores.....	6	326	5	22	20
All other retail stores.....	25	1,287	22	40	38
WHOLESALE TRADE.....	15	10,059	15	132	x
SELECTED SERVICE TRADES, ² /total.....	68	1,643	70	254	249
Personal services.....	30	501	33	151	149
All other service trades.....	38	1,142	37	103	100
TOURIST COURTS AND CAMPS.....	15	233	14	35	33

x Not available.

¹/ Includes employees paid for less than the full workweek.

²/ See General Description on last page for changes from the 1939 Census of Business in the coverage of Service Trades.

Table 2.—CENSUS OF BUSINESS PRELIMINARY RESULTS FOR 1948 FOR CITIES OF 2,500 INHABITANTS OR MORE

BOSSIER PARISH, LA.

(Data omitted for trade groups where necessary to avoid disclosure)

City and trade group	Number of establishments	1948 sales and receipts (Thousand dollars)	Active proprietors of unincorporated businesses Nov. 1948	Paid employees, workweek ended nearest Nov. 15, 1948	
				Total employees ^{1/}	Full workweek employees
Bossier City:					
Retail trade.....	153	11,109	156	597	537
Remainder of county:					
Retail trade.....	171	5,271	182	251	201

^{1/} Includes employees paid for less than the full workweek.

GENERAL DESCRIPTION OF PRELIMINARY RELEASES FOR THE 1948 CENSUS OF BUSINESS

This series of releases, of which one is planned for each county in the United States, presents preliminary results of the 1948 Census of Business. The information is based on reports submitted by business establishments for that Census. The figures shown are preliminary, and are subject to revision in the final Census publications, but the changes are expected to be relatively minor with respect to coverage. The final Census figures will be issued in a series of Business Census bulletins which will show additional detailed kind-of-business information for all places where there are a sufficient number of establishments.

The 1948 Census of Business was taken under the provision of the Act of June 19, 1948, which provides that the Business Census be taken for 1948 and for each fifth year thereafter. Previous Business Censuses were taken for the years 1929, 1933, 1935, and 1939.

Scope of the Census.—The 1948 Census of Business covered all establishments in the following trades, as defined by the Standard Industrial Classification Manual, May 1949 issue, of the Executive Office of the President: all retail trades; all wholesale trades; all service trades in the following four groups—personal services, business services, automobile repairs and services, and miscellaneous repair services; hotels; tourist courts and camps; and amusements, including motion picture theaters. Some important services not covered are radio broadcasting and television, medical and health, legal, educational, nonprofit, accounting, and domestic services.

This coverage is similar to that of the 1939 Business Census. However, "custom trades" and "services incidental to transportation," which are no longer included in the standard classification of the service trades, are not covered by the 1948 Census. In a number of localities, these exclusions as well as

other changes in the standard classification may have a considerable effect in comparing 1948 with 1939 data, particularly with respect to establishment count.

Establishment definition.—For Census purposes, a business establishment is defined to include only enterprises conducted from a recognizable place of business, provided that the annual sales were in excess of \$5,000 for a wholesale trade establishment and \$500 for establishments in other trades. A detailed analysis of coverage will be provided in future Census of Business publications.

"Number of establishments" is the number of separate business locations, rather than the number of business companies or organizations, since the Census figures represent information reported separately for each business location or establishment. The establishment count reflects the number of places in business at the end of 1948 excluding administrative and executive offices of multinit organizations, and "chain store" warehouses.

Sales and receipts.—"1948 sales and receipts" represents sales of merchandise and receipts from repairs and other services to customers. The figures reflect deductions for returned goods and allowances, but not for trade-in allowances; they exclude sales and excise taxes collected from customers and paid directly to any taxing agency.

Proprietors.—"Active proprietors..." represents owners and partners of unincorporated businesses who devoted the major portion of their time to the business in November 1948.

Employment.—"Number of paid employees..." represents all employees on the pay roll for the pay period ending nearest November 15, 1948. "Full workweek" employees, whether regular or seasonal, are those who in the November 15 pay period were paid for working at least the number of hours typically worked in a week by employees of the reporting establishment.

1948 CENSUS OF BUSINESS

RETAIL, WHOLESALE, SERVICE TRADES

U. S. DEPARTMENT OF COMMERCE
BUREAU OF THE CENSUS

PRELIMINARY

For Release April 24, 1950

Release Series BC-1P-17-009

CADDO PARISH, LA.

Retail, wholesale, and service establishments located in Caddo Parish, Louisiana, showed a substantial expansion in dollar volume of trade from 1939 to 1948 according to preliminary figures from the 1948 Census of Business released today by the Bureau of the Census, U. S. Department of Commerce.

Retail sales in the parish during 1948 aggregated \$170.2 million, an increase of 225 percent over the \$52.4 million sales in 1939, when the preceding Census of Business was taken. Wholesale sales volume in the parish showed a 223 percent rise over the same period, reaching a total of \$234.2 million in 1948 as compared with \$72.5 million in 1939. The service trades included in the Census of Business reported receipts totaling \$11.2 million in 1948 compared with \$3.6 million in 1939.

Employment in the parish also rose over the 9-year period between 1939 and 1948 for the trades covered by the Census of Business. Retail trade establishments reported 9,365 paid employees for the workweek ended nearest November 15, 1948. Of these, 8,294 worked the full week, and the remainder part of the week. The comparable figures for 1939 were 7,090 and 6,150. Wholesale trade establishments reported a total of 4,572 full- and part-week employees for the week of November 15, 1948, compared with 2,683 for the same week in 1939. For the selected service trades, November 15, 1948, paid employees numbered 2,190; the comparable figure for 1939, adjusted for change in scope between the two Censuses, was 1,681.

These preliminary figures have been derived from a Census report on Caddo Parish, Louisiana. The report also contains data for the city of Shreveport.

Final figures, superseding the preliminary data for Caddo Parish, will be included in a Bulletin for the State of Louisiana to be issued in several months. Similar data will be available this year in preliminary and final form for each of the counties and States. A single copy of the preliminary release for Caddo Parish as well as an order blank for other area releases may be obtained by writing to the Bureau of the Census, Washington 25, D. C.

Table 1.—CENSUS OF BUSINESS PRELIMINARY RESULTS FOR 1948, BY TRADE GROUP

CADDO PARISH, LA.

Trade group and kind of business	Number of establishments	1948 sales and receipts (Thousand dollars)	Active proprietors of unincorporated businesses Nov. 1948	Paid employees, workweek ended nearest Nov. 15, 1948	
				Total employees ¹	Full workweek employees
RETAIL TRADE, total.....	1,741	170,234	1,701	9,365	8,294
Food group.....	572	34,942	584	1,244	1,096
Eating and drinking places.....	312	10,270	328	1,494	1,367
General merchandise grp, general stores..	75	20,223	72	1,520	1,112
Apparel group.....	111	16,014	77	932	770
Furniture-home furnishgs-appliance grp..	80	10,341	75	662	643
Automotive group.....	72	38,679	64	1,001	967
Gasoline service stations.....	160	4,968	168	336	304
Lumber-building-hardware group.....	84	14,171	78	680	623
Drug and proprietary stores.....	53	6,257	41	710	681
All other retail stores.....	222	14,369	214	786	731
WHOLESALE TRADE, total.....	277	234,186	146	4,572	x
Merchant wholesalers, total.....	203	170,043	117	3,676	x
Groceries, foods.....	33	24,100	20	740	x
Hardware, elec'l, plum'g and heat'g...	20	22,734	8	365	x
Mach'y, equip't, industrial supplies...	63	42,367	29	1,068	x
Automotive parts, accessories.....	17	4,482	11	215	x
All other merchant wholesalers.....	70	76,360	49	1,288	x
Manufact'rs' sales branches, offices....	38	43,223	-	745	x
Petroleum bulk plants, terminals.....	18	10,790	14	101	x
Other types of wholesale.....	18	10,130	15	50	x
SELECTED SERVICE TRADES, ² /total.....	542	11,196	545	2,190	2,075
Personal services.....	281	4,686	285	1,402	1,349
Business services.....	46	2,132	38	274	247
Automotive repairs and services.....	131	2,927	135	358	340
Other repair services.....	84	1,451	87	156	139
TOURIST COURTS AND CAMPS.....	20	318	17	70	66
AMUSEMENTS.....	67	2,529	53	410	x

x Not available.

¹/ Includes employees paid for less than the full workweek.²/ See General Description on last page for changes from the 1939 Census of Business in the coverage of Service Trades.

Table 2.—CENSUS OF BUSINESS PRELIMINARY RESULTS FOR 1948 FOR CITIES OF 2,500 INHABITANTS OR MORE

CADDO PARISH, LA.

(Data omitted for trade groups where necessary to avoid disclosure)

City and trade group ¹	Number of establishments	1948 sales and receipts (Thousand dollars)	Active proprietors of unincorporated businesses Nov. 1948	Paid employees, workweek ended nearest Nov. 15, 1948	
				Total employees ²	Full workweek employees
Shreveport:					
Retail trade.....	1,318	155,477	1,252	8,698	7,717
Wholesale trade.....	258	227,454	136	4,452	x
Selected service trades....	465	10,447	468	2,091	2,002
Amusements.....	38	2,250	20	357	x
Remainder of parish:					
Retail trade.....	423	14,757	449	667	577
Wholesale trade.....	19	6,732	10	120	x
Selected service trades....	77	749	77	99	73
Amusements.....	29	279	33	53	x

x Not available.

1/ See General Description on this page for changes from the 1939 Census of Business in the coverage of Service Trades.

2/ Includes employees paid for less than the full workweek.

GENERAL DESCRIPTION OF PRELIMINARY RELEASES FOR THE 1948 CENSUS OF BUSINESS

This series of releases, of which one is planned for each county in the United States, presents preliminary results of the 1948 Census of Business. The information is based on reports submitted by business establishments for that Census. The figures shown are preliminary, and are subject to revision in the final Census publications, but the changes are expected to be relatively minor with respect to coverage. The final Census figures will be issued in a series of Business Census bulletins which will show additional detailed kind-of-business information for all places where there are a sufficient number of establishments.

The 1948 Census of Business was taken under the provision of the Act of June 19, 1948, which provides that the Business Census be taken for 1948 and for each fifth year thereafter. Previous Business Censuses were taken for the years 1929, 1933, 1935, and 1939.

Scope of the Census.—The 1948 Census of Business covered all establishments in the following trades, as defined by the Standard Industrial Classification Manual, May 1949 issue, of the Executive Office of the President: all retail trades; all wholesale trades; all service trades in the following four groups—personal services, business services, automobile repairs and services, and miscellaneous repair services; hotels; tourist courts and camps; and amusements, including motion picture theaters. Some important services not covered are radio broadcasting and television, medical and health, legal, educational, nonprofit, accounting, and domestic services.

This coverage is similar to that of the 1939 Business Census. However, "custom trades" and "services incidental to transportation," which are no longer included in the standard classification of the service trades, are not covered by the 1948 Census. In a number of localities, these exclusions as well as other changes in the standard classification may have

a considerable effect in comparing 1948 with 1939 data, particularly with respect to establishment count.

Establishment definition.—For Census purposes, a business establishment is defined to include only enterprises conducted from a recognizable place of business, provided that the annual sales were in excess of \$5,000 for a wholesale trade establishment and \$500 for establishments in other trades. A detailed analysis of coverage will be provided in future Census of Business publications.

"Number of establishments" is the number of separate business locations, rather than the number of business companies or organizations, since the Census figures represent information reported separately for each business location or establishment. The establishment count reflects the number of places in business at the end of 1948 excluding administrative and executive offices of multiunit organizations, and "chain store" warehouses.

Sales and receipts.—"1948 sales and receipts" represents sales of merchandise and receipts from repairs and other services to customers. The figures reflect deductions for returned goods and allowances, but not for trade-in allowances; they exclude sales and excise taxes collected from customers and paid directly to any taxing agency.

Proprietors.—"Active proprietors..." represents owners and partners of unincorporated businesses who devoted the major portion of their time to the business in November 1948.

Employment.—"Number of paid employees..." represents all employees on the pay roll for the pay period ending nearest November 15, 1948. "Full workweek" employees, whether regular or seasonal, are those who in the November 15 pay period were paid for working at least the number of hours typically worked in a week by employees of the reporting establishment.

I

A
X
L
L

1948 CENSUS OF BUSINESS

RETAIL, WHOLESALE, SERVICE TRADES

U. S. DEPARTMENT OF COMMERCE
BUREAU OF THE CENSUS

PRELIMINARY

For Release April 17, 1950

Release Series BC-1P-17-010

CALCASIEU PARISH, LA.

Retail, wholesale, and service establishments located in Calcasieu Parish, Louisiana, showed a substantial expansion in dollar volume of trade from 1939 to 1948 according to preliminary figures from the 1948 Census of Business released today by the Bureau of the Census, U. S. Department of Commerce.

Retail sales in the parish during 1948 aggregated \$70.3 million, an increase of 337 percent over the \$16.1 million in 1939, when the preceding Census of Business was taken. Wholesale sales in the parish reached a total of \$44.0 million in 1948 as compared with \$21.4 million in 1939. The service trades included in the Census of Business recorded receipts totaling \$3.3 million in 1948 compared with \$0.8 million in 1939.

Employment in the parish also rose over the 9-year period between 1939 and 1948 for the above trades. Establishments in these trades reported a combined total of 5,263 paid employees for the workweek ended nearest November 15, 1948. This compared with a total of 3,148 employees reported for the week of November 15, 1939.

These preliminary figures have been derived from a Census report on Calcasieu Parish, Louisiana, which also includes data for the cities of De Quincy, Lake Charles, and Sulphur. Final figures, superseding the preliminary data for Calcasieu Parish will be included in a Bulletin for the State of Louisiana to be issued in several months. Similar data will be made available this year in preliminary and final form for each of the parishes, counties, and States. A single copy of the preliminary release for Calcasieu Parish as well as an order blank for other area releases may be obtained by writing to the Bureau of the Census, Washington 25, D. C.

Table 1.—CENSUS OF BUSINESS PRELIMINARY RESULTS FOR 1948, BY TRADE GROUP

CALCASIEU PARISH, LA.

Trade group and kind of business	Number of establishments	1948 sales and receipts (Thousand dollars)	Active proprietors of unincorporated businesses Nov. 1948	Paid employees, workweek ended nearest Nov. 15, 1948	
				Total employees ¹	Full workweek employees
RETAIL TRADE, total	1,066	70,348	973	3,799	3,308
Food group.....	347	15,587	333	474	388
Eating and drinking places.....	227	4,575	221	701	585
General merchandise group, general stores.....	31	9,323	24	654	527
Apparel group.....	51	3,781	33	220	183
Furniture-home furnishings-appliance group....	40	3,100	26	163	154
Automotive group.....	56	13,819	53	513	504
Gasoline service stations.....	101	4,028	101	256	225
Lumber-building-hardware group.....	68	9,229	53	420	386
Drug and proprietary stores.....	24	1,808	19	147	132
All other retail stores.....	121	5,098	110	251	224
WHOLESALE TRADE, total	85	44,049	44	788	x
Merchant wholesalers.....	58	29,596	28	658	x
Other types of wholesalers.....	27	14,453	16	130	x
SELECTED SERVICE TRADES, 2/ total	243	3,347	245	676	607
Personal services.....	153	2,002	150	532	473
Business services.....	9	195	8	29	29
Automotive repairs and services.....	48	541	54	56	50
Other repair services.....	33	609	33	59	55
TOURIST COURTS AND CAMPS	18	265	14	36	33

x Not available.

1/ Includes employees paid for less than the full workweek.

2/ See General Description on last page for changes from the 1939 Census of Business in the coverage of Service Trades.

Table 2.—CENSUS OF BUSINESS PRELIMINARY RESULTS FOR 1948 FOR CITIES OF 2,500 INHABITANTS OR MORE

CALCASIEU PARISH, LA.

(Data omitted for trade groups where necessary to avoid disclosure)

City and trade group ¹	Number of establishments	1948 sales and receipts (Thousand dollars)	Active proprietors of unincorporated businesses Nov. 1948	Paid employees, workweek ended nearest Nov. 15, 1948	
				Total employees ²	Full workweek employees
De Quincy:					
Retail trade.....	83	3,636	86	162	142
Lake Charles:					
Retail trade.....	464	44,131	393	2,511	2,211
Wholesale trade.....	67	38,900	34	707	x
Selected service trades.....	139	2,261	141	507	451
Sulphur:					
Retail trade.....	101	6,277	100	317	293
Remainder of parish: ^{3/}					
Retail trade.....	418	16,304	394	809	662
Wholesale trade.....	18	5,149	10	81	x
Selected service trades.....	65	529	66	77	72

x Not available.

^{1/} See General Description on this page for changes from the 1939 Census of Business in the coverage of Service Trades.^{2/} Includes employees paid for less than the full workweek.^{3/} Includes figures for establishments, other than wholesale, not located in cities of 2,500 inhabitants or more, and wholesale establishments not located in cities of 5,000 inhabitants or more.

GENERAL DESCRIPTION OF PRELIMINARY RELEASES FOR THE 1948 CENSUS OF BUSINESS

This series of releases, of which one is planned for each county in the United States, presents preliminary results of the 1948 Census of Business. The information is based on reports submitted by business establishments for that Census. The figures shown are preliminary, and are subject to revision in the final Census publications, but the changes are expected to be relatively minor with respect to coverage. The final Census figures will be issued in a series of Business Census bulletins which will show additional detailed kind-of-business information for all places where there are a sufficient number of establishments.

The 1948 Census of Business was taken under the provision of the Act of June 19, 1948, which provides that the Business Census be taken for 1948 and for each fifth year thereafter. Previous Business Censuses were taken for the years 1929, 1933, 1935, and 1939.

Scope of the Census.—The 1948 Census of Business covered all establishments in the following trades, as defined by the Standard Industrial Classification Manual, May 1949 issue, of the Executive Office of the President: all retail trades; all wholesale trades; all service trades in the following four groups—personal services, business services, automobile repairs and services, and miscellaneous repair services; hotels; tourist courts and camps; and amusements, including motion picture theaters. Some important services not covered are radio broadcasting and television, medical and health, legal, educational, nonprofit, accounting, and domestic services.

This coverage is similar to that of the 1939 Business Census. However, "custom trades" and "services incidental to transportation," which are no longer included in the standard classification of the service trades, are not covered by the 1948 Census. In a number of localities, these exclusions as well as other changes in the standard classification may have

a considerable effect in comparing 1948 with 1939 data, particularly with respect to establishment count.

Establishment definition.—For Census purposes, a business establishment is defined to include only enterprises conducted from a recognizable place of business, provided that the annual sales were in excess of \$5,000 for a wholesale trade establishment and \$500 for establishments in other trades. A detailed analysis of coverage will be provided in future Census of Business publications.

"Number of establishments" is the number of separate business locations, rather than the number of business companies or organizations, since the Census figures represent information reported separately for each business location or establishment. The establishment count reflects the number of places in business at the end of 1948 excluding administrative and executive offices of multiunit organizations, and "chain store" warehouses.

Sales and receipts.—"1948 sales and receipts" represents sales of merchandise and receipts from repairs and other services to customers. The figures reflect deductions for returned goods and allowances, but not for trade-in allowances; they exclude sales and excise taxes collected from customers and paid directly to any taxing agency.

Proprietors.—"Active proprietors..." represents owners and partners of unincorporated businesses who devoted the major portion of their time to the business in November 1948.

Employment.—"Number of paid employees..." represents all employees on the pay roll for the pay period ending nearest November 15, 1948. "Full workweek" employees, whether regular or seasonal, are those who in the November 15 pay period were paid for working at least the number of hours typically worked in a week by employees of the reporting establishment.

1948 CENSUS OF BUSINESS

RETAIL, WHOLESALE, SERVICE TRADES

U. S. DEPARTMENT OF COMMERCE
BUREAU OF THE CENSUS

PRELIMINARY

For Release April 3, 1950

Release Series BC-1P-17-011

CALDWELL PARISH, LA.

Retail, wholesale, and service establishments located in Caldwell Parish, Louisiana, showed a substantial expansion in dollar volume of trade from 1939 to 1948 according to preliminary figures from the 1948 Census of Business released today by the Bureau of the Census, U. S. Department of Commerce.

Retail sales in the parish during 1948 aggregated \$4.2 million, an increase of 223 percent over the \$1.3 million in 1939, when the preceding Census of Business was taken. Wholesale sales in the parish reached a total of \$697,000 in 1948 as compared with \$347,000 in 1939. The service trades included in the Census of Business recorded receipts totaling \$71,000 in 1948 compared with \$42,000 in 1939.

Employment in the parish also rose over the 9-year period between 1939 and 1948 for the above trades. Establishments in these trades reported a combined total of 203 paid employees for the workweek ended nearest November 15, 1948. This compared with a total of 150 employees reported for the week of November 15, 1939.

These preliminary figures have been derived from a Census report on Caldwell Parish, Louisiana. Final figures, superseding the preliminary data for Caldwell Parish, will be included in a Bulletin for the State of Louisiana to be issued in several months. Similar data will be made available this year in preliminary and final form for each of the counties, parishes, and States. A single copy of the preliminary release for Caldwell Parish as well as an order blank for other area releases may be obtained by writing to the Bureau of the Census, Washington 25, D. C.

Table 1.—CENSUS OF BUSINESS PRELIMINARY RESULTS FOR 1948, BY TRADE GROUP

CALDWELL PARISH, LA.

Trade group and kind of business	Number of establishments	1948 sales and receipts (Thousand dollars)	Active proprietors of unincorporated businesses Nov. 1948	Paid employees, workweek ended nearest Nov. 15, 1948	
				Total employees ¹	Full workweek employees
RETAIL TRADE, total.....	105	4,209	103	183	147
Food group.....	33	871	33	24	17
Eating and drinking places....	17	233	15	29	19
Gasoline service stations.....	13	251	14	8	6
All other retail stores.....	42	2,854	41	122	105
WHOLESALE TRADE.....	5	697	5	10	x
SELECTED SERVICE TRADES ^{2/}	13	71	14	10	10

x Not available.

^{1/} Includes employees paid for less than the full workweek.

^{2/} See General Description on last page for changes from the 1939 Census of Business in the coverage of Service Trades.

GENERAL DESCRIPTION OF PRELIMINARY RELEASES FOR THE 1948 CENSUS OF BUSINESS

This series of releases, of which one is planned for each county in the United States, presents preliminary results of the 1948 Census of Business. The information is based on reports submitted by business establishments for that Census. The figures shown are preliminary, and are subject to revision in the final Census publications, but the changes are expected to be relatively minor with respect to coverage. The final Census figures will be issued in a series of Business Census bulletins which will show additional detailed kind-of-business information for all places where there are a sufficient number of establishments.

The 1948 Census of Business was taken under the provision of the Act of June 19, 1948, which provides that the Business Census be taken in 1948 and for each fifth year thereafter. Previous Business Censuses were taken for the years 1929, 1933, 1935, and 1939.

Scope of the Census.--The 1948 Census of Business covered all establishments in the following trades, as defined by the Standard Industrial Classification Manual, May 1949 issue, of the Executive Office of the President: all retail trades; all wholesale trades; all service trades in the following four groups--personal services, business services, automobile repairs and services, and miscellaneous repair services; hotels; tourist courts and camps, and amusements, including motion picture theaters. Some important services not covered are radio broadcasting and television, medical and health, legal, educational, nonprofit, accounting, and domestic services.

This coverage is similar to that of the 1939 Business Census. However, "custom trades" and "services incidental to transportation," which are no longer included in the standard classification of the service trades, are not covered by the 1948 Census. In a number of localities, these exclusions as well as other changes in the standard classification may have a considerable effect in comparing

1948 with 1939 data, particularly with respect to establishment count.

Establishment definition.--For Census purposes, a business establishment is defined to include only enterprises conducted from a recognizable place of business, provided that the annual sales were in excess of \$5,000 for a wholesale trade establishment and \$500 for establishments in other trades. A detailed analysis of coverage will be provided in future Census of Business publications.

"Number of establishments" is the number of separate business locations, rather than the number of business companies or organizations, since the Census figures represent information reported separately for each business location or establishment. The establishment count reflects the number of places in business at the end of 1948 excluding administrative and executive offices of multiunit organizations, and "chain store" warehouses.

Sales and receipts.--"1948 sales and receipts" represents sales of merchandise and receipts from repairs and other services to customers. The figures reflect deductions for returned goods and allowances, but not for trade-in allowances; they exclude sales and excise taxes collected from customers and paid directly to any taxing agency.

Proprietors.--"Active proprietors..." represents owners and partners of unincorporated businesses who devoted the major portion of their time to the business in November 1948.

Employment.--"Number of paid employees..." represents all employees on the pay roll for the pay period ending nearest November 15, 1948. "Full workweek" employees, whether regular or seasonal, are those who in the November 15 pay period were paid for working at least the number of hours typically worked in a week by employees of the reporting establishment.

1948 CENSUS OF BUSINESS

RETAIL, WHOLESALE, SERVICE TRADES

U. S. DEPARTMENT OF COMMERCE
BUREAU OF THE CENSUS

PRELIMINARY

For Release May 15, 1950

Release Series BC-1P-17-012

CAMERON PARISH, LA.

Retail establishments located in Cameron Parish, Louisiana, showed a substantial expansion in dollar volume of trade from 1939 to 1948 according to preliminary figures from the 1948 Census of Business released today by the Bureau of the Census, U. S. Department of Commerce.

Retail sales in the parish during 1948 aggregated \$1.6 million, an increase of 220 percent over the \$0.5 million in 1939, when the preceding Census of Business was taken.

Employment in the parish also rose over the 9-year period between 1939 and 1948 for the above trade. Retail establishments reported a total of 52 paid employees for the workweek ended nearest November 15, 1948. This compared with a total of 44 employees reported for the week of November 15, 1939.

These preliminary figures have been derived from a Census report on Cameron Parish, Louisiana. Final figures, superseding the preliminary data for Cameron Parish, will be included in a Bulletin for the State of Louisiana to be issued in several months. Similar data will be made available this year in preliminary and final form for each of the parishes, counties, and States. A single copy of the preliminary release for Cameron Parish as well as an order blank for other area releases may be obtained by writing to the Bureau of the Census, Washington 25, D. C.

Table 1.—CENSUS OF BUSINESS PRELIMINARY RESULTS FOR 1948, BY TRADE GROUP
CAMERON PARISH, LA.

Trade group and kind of business	Number of establishments	1948 sales and receipts (Thousand dollars)	Active proprietors of unincorporated businesses Nov. 1948	Paid employees, workweek ended nearest Nov. 15, 1948	
				Total employees ¹	Full workweek employees
RETAIL TRADE, total.....	85	1,612	82	52	43
Food group.....	37	712	34	12	10
Eating and drinking places.....	23	225	23	14	11
Gasoline service stations.....	7	164	9	10	9
All other retail stores.....	18	511	16	16	13

¹/ Includes employees paid for less than the full workweek.

GENERAL DESCRIPTION OF PRELIMINARY RELEASES FOR THE 1948 CENSUS OF BUSINESS

This series of releases, of which one is planned for each county in the United States, presents preliminary results of the 1948 Census of Business. The information is based on reports submitted by business establishments for that Census. The figures shown are preliminary, and are subject to revision in the final Census publications, but the changes are expected to be relatively minor with respect to coverage. The final Census figures will be issued in a series of Business Census bulletins which will show additional detailed kind-of-business information for all places where there are a sufficient number of establishments.

The 1948 Census of Business was taken under the provision of the Act of June 19, 1948, which provides that the Business Census be taken for 1948 and for each fifth year thereafter. Previous Business Censuses were taken for the years 1929, 1933, 1935, and 1939.

Scope of the Census.—The 1948 Census of Business covered all establishments in the following trades, as defined by the Standard Industrial Classification Manual, May 1949 issue, of the Executive Office of the President: all retail trades; all wholesale trades; all service trades in the following four groups—personal services, business services, automobile repairs and services, and miscellaneous repair services; hotels; tourist courts and camps; and amusements, including motion picture theaters. Some important services not covered are radio broadcasting and television, medical and health, legal, educational, nonprofit, accounting, and domestic services.

This coverage is similar to that of the 1939 Business Census. However, "custom trades" and "services incidental to transportation," which are no longer included in the standard classification of the service trades, are not covered by the 1948 Census. In a number of localities, these exclusions as well as other changes in the standard classification may have a considerable effect in comparing

1948 with 1939 data, particularly with respect to establishment count.

Establishment definition.—For Census purposes, a business establishment is defined to include only enterprises conducted from a recognizable place of business, provided that the annual sales were in excess of \$5,000 for a wholesale trade establishment and \$500 for establishments in other trades. A detailed analysis of coverage will be provided in future Census of Business publications.

"Number of establishments" is the number of separate business locations, rather than the number of business companies or organizations, since the Census figures represent information reported separately for each business location or establishment. The establishment count reflects the number of places in business at the end of 1948 excluding administrative and executive offices of multiunit organizations, and "chain store" warehouses.

Sales and receipts.—"1948 sales and receipts" represents sales of merchandise and receipts from repairs and other services to customers. The figures reflect deductions for returned goods and allowances, but not for trade-in allowances; they exclude sales and excise taxes collected from customers and paid directly to any taxing agency.

Proprietors.—"Active proprietors..." represents owners and partners of unincorporated businesses who devoted the major portion of their time to the business in November 1948.

Employment.—"Number of paid employees..." represents all employees on the pay roll for the pay period ending nearest November 15, 1948. "Full workweek" employees, whether regular or seasonal, are those who in the November 15 pay period were paid for working at least the number of hours typically worked in a week by employees of the reporting establishment.

1948 CENSUS OF BUSINESS

RETAIL, WHOLESALE, SERVICE TRADES

U. S. DEPARTMENT OF COMMERCE
BUREAU OF THE CENSUS

PRELIMINARY

For Release April 3, 1950

Release Series BC-1P-17-013

CATAHOULA PARISH, LA.

Retail, wholesale, and service establishments located in Catahoula Parish, Louisiana, showed a substantial expansion in dollar volume of trade from 1939 to 1948 according to preliminary figures from the 1948 Census of Business released today by the Bureau of the Census, U. S. Department of Commerce.

Retail sales in the parish during 1948 aggregated \$4.0 million, an increase of 264 percent over the \$1.1 million in 1939, when the preceding Census of Business was taken. Wholesale sales in the parish reached a total of \$1.9 million in 1948 as compared with \$0.6 million in 1939. The service trades included in the Census of Business recorded receipts totaling \$91,000 in 1948 compared with \$20,000 in 1939.

Employment in the parish also rose over the 9-year period between 1939 and 1948 for the above trades. Establishments in these trades reported a combined total of 232 paid employees for the workweek ended nearest November 15, 1948. This compared with a total of 134 employees reported for the week of November 15, 1939.

These preliminary figures have been derived from a Census report on Catahoula Parish, Louisiana. Final figures, superseding the preliminary data for Catahoula Parish, will be included in a Bulletin for the State of Louisiana to be issued in several months. Similar data will be made available this year in preliminary and final form for each of the counties, parishes, and States. A single copy of the preliminary release for Catahoula Parish as well as an order blank for other area releases may be obtained by writing to the Bureau of the Census, Washington 25, D. C.

Table 1.—CENSUS OF BUSINESS PRELIMINARY RESULTS FOR 1948, BY TRADE GROUP
CATAHOULA PARISH, LA.

Trade group and kind of business	Number of establishments	1948 sales and receipts (Thousand dollars)	Active proprietors of unincorporated businesses Nov. 1948	Paid employees, workweek ended nearest Nov. 15, 1948	
				Total employees ¹	Full workweek employees
RETAIL TRADE, total.....	113	4,015	113	186	142
Food group.....	46	1,277	47	29	27
Eating and drinking places.....	18	275	18	31	20
Gasoline service stations.....	9	245	8	14	9
All other retail stores.....	40	2,218	40	112	86
WHOLESALE TRADE.....	9	1,944	16	36	x
SELECTED SERVICE TRADES ^{2/}	14	91	13	10	7

x Not available.

^{1/} Includes employees paid for less than the full workweek.

^{2/} See General Description on last page for changes from the 1939 Census of Business in the coverage of Service Trades.

GENERAL DESCRIPTION OF PRELIMINARY RELEASES FOR THE
1948 CENSUS OF BUSINESS

This series of releases, of which one is planned for each county in the United States, presents preliminary results of the 1948 Census of Business. The information is based on reports submitted by business establishments for that Census. The figures shown are preliminary, and are subject to revision in the final Census publications, but the changes are expected to be relatively minor with respect to coverage. The final Census figures will be issued in a series of Business Census bulletins which will show additional detailed kind-of-business information for all places where there are a sufficient number of establishments.

The 1948 Census of Business was taken under the provision of the Act of June 19, 1948, which provides that the Business Census be taken for 1948 and for each fifth year thereafter. Previous Business Censuses were taken for the years 1929, 1933, 1935, and 1939.

Scope of the Census.--The 1948 Census of Business covered all establishments in the following trades, as defined by the Standard Industrial Classification Manual, May 1949 issue, of the Executive Office of the President: all retail trades; all wholesale trades; all service trades in the following four groups--personal services, business services, automobile repairs and services, and miscellaneous repair services; hotels; tourist courts and camps; and amusements, including motion picture theaters. Some important services not covered are radio broadcasting and television, medical and health, legal, educational, nonprofit, accounting, and domestic services.

This coverage is similar to that of the 1939 Business Census. However, "custom trades" and "services incidental to transportation," which are no longer included in the standard classification of the service trades, are not covered by the 1948 Census. In a number of localities, these exclusions as well as other changes in the standard classification may have a considerable effect in comparing

1948 with 1939 data, particularly with respect to establishment count.

Establishment definition.--For Census purposes, a business establishment is defined to include only enterprises conducted from a recognizable place of business, provided that the annual sales were in excess of \$5,000 for a wholesale trade establishment and \$500 for establishments in other trades. A detailed analysis of coverage will be provided in future Census of Business publications.

"Number of establishments" is the number of separate business locations, rather than the number of business companies or organizations, since the Census figures represent information reported separately for each business location or establishment. The establishment count reflects the number of places in business at the end of 1948 excluding administrative and executive offices of multiunit organizations, and "chain store" warehouses.

Sales and receipts.--"1948 sales and receipts" represents sales of merchandise and receipts from repairs and other services to customers. The figures reflect deductions for returned goods and allowances, but not for trade-in allowances; they exclude sales and excise taxes collected from customers and paid directly to any taxing agency.

Proprietors.--"Active proprietors..." represents owners and partners of unincorporated businesses who devoted the major portion of their time to the business in November 1948.

Employment.--"Number of paid employees..." represents all employees on the pay roll for the pay period ending nearest November 15, 1948. "Full workweek" employees, whether regular or seasonal, are those who in the November 15 pay period were paid for working at least the number of hours typically worked in a week by employees of the reporting establishment.

1948 CENSUS OF BUSINESS

U. S. DEPARTMENT OF COMMERCE
BUREAU OF THE CENSUS

RETAIL, WHOLESALE, SERVICE TRADES

PRELIMINARY

For Release April 3, 1950

Release Series BC-1P-17-014

CLAIBORNE PARISH, LA.

Retail, wholesale, and service establishments located in Claiborne Parish, Louisiana, showed a substantial expansion in dollar volume of trade from 1939 to 1948 according to preliminary figures from the 1948 Census of Business released today by the Bureau of the Census, U. S. Department of Commerce.

Retail sales in the parish during 1948 aggregated \$11.1 million, an increase of 217 percent over the \$3.5 million in 1939, when the preceding Census of Business was taken. Wholesale sales in the parish reached a total of \$4.8 million in 1948 as compared with \$1.0 million in 1939. The service trades included in the Census of Business recorded receipts totaling \$643,000 in 1948 compared with \$163,000 in 1939.

Employment in the parish also rose over the 9-year period between 1939 and 1948 for the above trades. Establishments in these trades reported a combined total of 793 paid employees for the workweek ended nearest November 15, 1948. This compared with a total of 475 employees reported for the week of November 15, 1939.

These preliminary figures have been derived from a Census report on Claiborne Parish, Louisiana, which also includes data for the city of Homer. Final figures, superseding the preliminary data for Claiborne Parish, will be included in a Bulletin for the State of Louisiana to be issued in several months. Similar data will be made available this year in preliminary and final form for each of the counties, parishes, and States. A single copy of the preliminary release for Claiborne Parish as well as an order blank for other area releases may be obtained by writing to the Bureau of the Census, Washington 25, D. C.

Table 1.—CENSUS OF BUSINESS PRELIMINARY RESULTS FOR 1948, BY TRADE GROUP

CLAIBORNE PARISH, LA.

Trade group and kind of business	Number of establishments	1948 sales and receipts (Thousand dollars)	Active proprietors of unincorporated businesses Nov. 1948	Paid employees, workweek ended nearest Nov. 15, 1948	
				Total employees ¹	Full workweek employees
RETAIL TRADE, total.....	234	11,112	240	592	492
Food group.....	105	3,102	107	91	79
Eating and drinking places.....	17	267	19	69	51
General merchandise grp, general stores	26	1,836	26	117	73
Apparel group.....	9	460	13	15	14
Furniture-home furnishgs-appliance grp	7	514	5	21	20
Automotive group.....	10	2,183	14	75	75
Gasoline service stations.....	29	733	25	44	34
Lumber-building-hardware group.....	9	1,089	7	91	83
Drug and proprietary stores.....	8	537	10	25	20
All other retail stores.....	14	391	14	44	43
WHOLESALE TRADE.....	16	4,793	16	84	x
SELECTED SERVICE TRADES, ² total.....	55	643	61	117	106
Personal services.....	35	312	36	90	79
All other service trades.....	20	331	25	27	27
AMUSEMENTS.....	7	109	5	23	x

x Not available.

¹/ Includes employees paid for less than the full workweek.

²/ See General Description on last page for changes from the 1939 Census of Business in the coverage of Service Trades.

Table 2.—CENSUS OF BUSINESS PRELIMINARY RESULTS FOR 1948 FOR CITIES OF 2,500 INHABITANTS OR MORE
CLAIBORNE PARISH, LA.

(Data omitted for trade groups where necessary to avoid disclosure)

City and trade group ¹	Number of establishments	1948 sales and receipts (Thousand dollars)	Active proprietors of unincorporated businesses Nov. 1948	Paid employees, workweek ended nearest Nov. 15, 1948	
				Total employees ²	Full workweek employees
Homer:					
Retail trade.....	91	5,522	89	306	233
Selected service trades....	25	399	31	79	69
Remainder of county:					
Retail trade.....	143	5,590	151	286	259
Selected service trades....	30	244	30	38	37

1/ See General Description on this page for changes from the 1939 Census of Business in the coverage of Service Trades.

2/ Includes employees paid for less than the full workweek.

GENERAL DESCRIPTION OF PRELIMINARY RELEASES FOR THE 1948 CENSUS OF BUSINESS

This series of releases, of which one is planned for each county in the United States, presents preliminary results of the 1948 Census of Business. The information is based on reports submitted by business establishments for that Census. The figures shown are preliminary, and are subject to revision in the final Census publications, but the changes are expected to be relatively minor with respect to coverage. The final Census figures will be issued in a series of Business Census bulletins which will show additional detailed kind-of-business information for all places where there are a sufficient number of establishments.

The 1948 Census of Business was taken under the provision of the Act of June 19, 1948, which provides that the Business Census be taken for 1948 and for each fifth year thereafter. Previous Business Censuses were taken for the years 1929, 1933, 1935, and 1939.

Scope of the Census.—The 1948 Census of Business covered all establishments in the following trades, as defined by the Standard Industrial Classification Manual, May 1949 issue, of the Executive Office of the President: all retail trades; all wholesale trades; all service trades in the following four groups—personal services, business services, automobile repairs and services, and miscellaneous repair services; hotels; tourist courts and camps; and amusements, including motion picture theaters. Some important services not covered are radio broadcasting and television, medical and health, legal, educational, nonprofit, accounting, and domestic services.

This coverage is similar to that of the 1939 Business Census. However, "custom trades" and "services incidental to transportation," which are no longer included in the standard classification of the service trades, are not covered by the 1948 Census. In a number of localities, these exclusions as well as

other changes in the standard classification may have a considerable effect in comparing 1948 with 1939 data, particularly with respect to establishment count.

Establishment definition.—For Census purposes, a business establishment is defined to include only enterprises conducted from a recognizable place of business, provided that the annual sales were in excess of \$5,000 for a wholesale trade establishment and \$500 for establishments in other trades. A detailed analysis of coverage will be provided in future Censuses of Business publications.

"Number of establishments" is the number of separate business locations, rather than the number of business companies or organizations, since the Census figures represent information reported separately for each business location or establishment. The establishment count reflects the number of places in business at the end of 1948 excluding administrative and executive offices of multinational organizations, and "chain store" warehouses.

Sales and receipts.—"1948 sales and receipts" represents sales of merchandise and receipts from repairs and other services to customers. The figures reflect deductions for returned goods and allowances, but not for trade-in allowances; they exclude sales and excise taxes collected from customers and paid directly to any taxing agency.

Proprietors.—"Active proprietors..." represents owners and partners of unincorporated businesses who devoted the major portion of their time to the business in November 1948.

Employment.—"Number of paid employees..." represents all employees on the pay roll for the pay period ending nearest November 15, 1948. "Full workweek" employees, whether regular or seasonal, are those who in the November 15 pay period were paid for working at least the number of hours typically worked in a week by employees of the reporting establishment.

1948 CENSUS OF BUSINESS

RETAIL, WHOLESALE, SERVICE TRADES

U. S. DEPARTMENT OF COMMERCE
BUREAU OF THE CENSUS

PRELIMINARY

For Release April 10, 1950

Release Series BC-1P-17-015

CONCORDIA PARISH, LA.

Retail establishments located in Concordia Parish, Louisiana, showed a substantial expansion in dollar volume of trade from 1939 to 1948 according to preliminary figures from the 1948 Census of Business released today by the Bureau of the Census, U. S. Department of Commerce.

Retail sales in the parish during 1948 aggregated \$4.9 million, an increase of 172 percent over the \$1.8 million in 1939, when the preceding Census of Business was taken.

Employment in the parish decreased over the 9-year period between 1939 and 1948 for the above trade. Retail establishments reported a total of 230 paid employees for the workweek ended nearest November 15, 1948. This compared with a total of 241 employees reported for the week of November 15, 1939.

These preliminary figures have been derived from a Census report on Concordia Parish, Louisiana, which also includes data for the city of Ferriday. Final figures, superseding the preliminary data for Concordia Parish, will be included in a Bulletin for the State of Louisiana to be issued in several months. Similar data will be made available this year in preliminary and final form for each of the parishes, counties, and States. A single copy of the preliminary release for Concordia Parish as well as an order blank for other area releases may be obtained by writing to the Bureau of the Census, Washington 25, D. C.

Table 1.—CENSUS OF BUSINESS PRELIMINARY RESULTS FOR 1948, BY TRADE GROUP
CONCORDIA PARISH, LA.

Trade group and kind of business	Number of establishments	1948 sales and receipts (Thousand dollars)	Active proprietors of unincorporated businesses Nov. 1948	Paid employees, workweek ended nearest Nov. 15, 1948	
				Total employees ¹	Full workweek employees
RETAIL TRADE, total.....	131	4,907	126	230	182
Food group.....	54	1,698	58	53	37
Eating and drinking places.....	31	404	28	46	38
Gasoline service stations.....	13	513	10	19	16
All other retail stores.....	33	2,292	30	112	91

^{1/} Includes employees paid for less than the full workweek.

Table 2.—CENSUS OF BUSINESS PRELIMINARY RESULTS FOR 1948 FOR CITIES OF 2,500 INHABITANTS OR MORE
CONCORDIA PARISH, LA.

(Data omitted for trade groups where necessary to avoid disclosure)

City and trade group	Number of establishments	1948 sales and receipts (Thousand dollars)	Active proprietors of unincorporated businesses Nov. 1948	Paid employees, workweek ended nearest Nov. 15, 1948	
				Total employees ¹	Full workweek employees
Ferriday:					
Retail trade.....	69	3,434	65	171	141
Remainder of county:					
Retail trade.....	62	1,473	61	59	41

¹/ Includes employees paid for less than the full workweek.

GENERAL DESCRIPTION OF PRELIMINARY RELEASES FOR THE 1948 CENSUS OF BUSINESS

This series of releases, of which one is planned for each county in the United States, presents preliminary results of the 1948 Census of Business. The information is based on reports submitted by business establishments for that Census. The figures shown are preliminary, and are subject to revision in the final Census publications, but the changes are expected to be relatively minor with respect to coverage. The final Census figures will be issued in a series of Business Census bulletins which will show additional detailed kind-of-business information for all places where there are a sufficient number of establishments.

The 1948 Census of Business was taken under the provision of the Act of June 19, 1948, which provides that the Business Census be taken for 1948 and for each fifth year thereafter. Previous Business Censuses were taken for the years 1929, 1933, 1935, and 1939.

Scope of the Census.—The 1948 Census of Business covered all establishments in the following trades, as defined by the Standard Industrial Classification Manual, May 1949 issue, of the Executive Office of the President: all retail trades; all wholesale trades; all service trades in the following four groups—personal services, business services, automobile repairs and services, and miscellaneous repair services; hotels; tourist courts and camps; and amusements, including motion picture theaters. Some important services not covered are radio broadcasting and television, medical and health, legal, educational, nonprofit, accounting, and domestic services.

This coverage is similar to that of the 1939 Business Census. However, "custom trades" and "services incidental to transportation," which are no longer included in the standard classification of the service trades, are not covered by the 1948 Census. In a number of localities, these exclusions as well as

other changes in the standard classification may have a considerable effect in comparing 1948 with 1939 data, particularly with respect to establishment count.

Establishment definition.—For Census purposes, a business establishment is defined to include only enterprises conducted from a recognizable place of business, provided that the annual sales were in excess of \$5,000 for a wholesale trade establishment and \$500 for establishments in other trades. A detailed analysis of coverage will be provided in future Census of Business publications.

"Number of establishments" is the number of separate business locations, rather than the number of business companies or organizations, since the Census figures represent information reported separately for each business location or establishment. The establishment count reflects the number of places in business at the end of 1948 excluding administrative and executive offices of multiunit organizations, and "chain store" warehouses.

Sales and receipts.—"1948 sales and receipts" represents sales of merchandise and receipts from repairs and other services to customers. The figures reflect deductions for returned goods and allowances, but not for trade-in allowances; they exclude sales and excise taxes collected from customers and paid directly to any taxing agency.

Proprietors.—"Active proprietors..." represents owners and partners of unincorporated businesses who devoted the major portion of their time to the business in November 1948.

Employment.—"Number of paid employees..." represents all employees on the pay roll for the pay period ending nearest November 15, 1948. "Full workweek" employees, whether regular or seasonal, are those who in the November 15 pay period were paid for working at least the number of hours typically worked in a week by employees of the reporting establishment.

1948 CENSUS OF BUSINESS

RETAIL, WHOLESALE, SERVICE TRADES

U. S. DEPARTMENT OF COMMERCE
BUREAU OF THE CENSUS

PRELIMINARY

For Release May 15, 1950

Release Series BC-1P-17-016

DE SOTO PARISH, LA.

Retail, wholesale, and service establishments located in De Soto Parish, Louisiana, showed a substantial expansion in dollar volume of trade from 1939 to 1948 according to preliminary figures from the 1948 Census of Business released today by the Bureau of the Census, U. S. Department of Commerce.

Retail sales in the parish during 1948 aggregated \$11.0 million, an increase of 214 percent over the \$3.5 million in 1939, when the preceding Census of Business was taken. Wholesale sales in the parish reached a total of \$2.6 million in 1948 as compared with \$1.3 million in 1939. The service trades included in the Census of Business recorded receipts totaling \$305,000 in 1948 compared with \$65,000 in 1939.

Employment in the parish also rose over the 9-year period between 1939 and 1948 for the above trades. Establishments in these trades reported a combined total of 618 paid employees for the workweek ended nearest November 15, 1948. This compared with a total of 413 employees reported for the week of November 15, 1939.

These preliminary figures have been derived from a Census report on De Soto Parish, Louisiana, which also includes data for the city of Mansfield. Final figures, superseding the preliminary data for De Soto Parish, will be included in a Bulletin for the State of Louisiana to be issued in several months. Similar data will be made available this year in preliminary and final form for each of the parishes, counties, and States. A single copy of the preliminary release for De Soto Parish as well as an order blank for other area releases may be obtained by writing to the Bureau of the Census, Washington 25, D. C.

Table 1.—CENSUS OF BUSINESS PRELIMINARY RESULTS FOR 1948, BY TRADE GROUP
DE SOTO PARISH, LA.

Trade group and kind of business	Number of establishments	1948 sales and receipts (Thousand dollars)	Active proprietors of unincorporated businesses Nov. 1948	Paid employees, workweek ended nearest Nov. 15, 1948	
				Total employees ¹	Full workweek employees
RETAIL TRADE, total.....	276	10,982	270	535	453
Food group.....	137	2,844	141	90	77
Eating and drinking places.....	20	242	21	48	44
General merchandise grp., general stores..	41	2,081	35	119	89
Apparel group.....	8	258	8	10	9
Furniture-home furnishgs-appliance grp..	7	240	6	11	10
Automotive group.....	12	2,720	9	103	97
Gasoline service stations.....	18	516	18	30	28
Lumber-building-hardware group.....	10	1,151	9	86	62
Drug and proprietary stores.....	9	529	10	26	26
All other retail stores.....	14	401	13	12	11
WHOLESALE TRADE.....	11	2,595	11	37	x
SELECTED SERVICE TRADES, ² total.....	54	305	53	46	46
Personal services.....	36	164	35	38	38
All other service trades.....	18	141	18	8	8
AMUSEMENTS.....	7	85	2	20	x

x Not available.

¹/ Includes employees paid for less than the full workweek.

²/ See General Description on last page for changes from the 1939 Census of Business in the coverage of Service Trades.

Table 2.—CENSUS OF BUSINESS PRELIMINARY RESULTS FOR 1948 FOR CITIES OF 2,500 INHABITANTS OR MORE
DE SOTO PARISH, LA.

(Data omitted for trade groups where necessary to avoid disclosure)

City and trade group ¹	Number of establishments	1948 sales and receipts (Thousand dollars)	Active proprietors of unincorporated businesses Nov. 1948	Paid employees, workweek ended nearest Nov. 15, 1948	
				Total employees ²	Full workweek employees
Mansfield:					
Retail trade.....	118	6,487	112	340	295
Selected service trades....	34	169	34	33	33
Remainder of parish:					
Retail trade.....	158	4,495	158	195	158
Selected service trades....	20	136	19	13	13

1/ See General Description on this page for changes from the 1939 Census of Business in the coverage of Service Trades.

2/ Includes employees paid for less than the full workweek.

GENERAL DESCRIPTION OF PRELIMINARY RELEASES FOR THE 1948 CENSUS OF BUSINESS

This series of releases, of which one is planned for each county in the United States, presents preliminary results of the 1948 Census of Business. The information is based on reports submitted by business establishments for that Census. The figures shown are preliminary, and are subject to revision in the final Census publications, but the changes are expected to be relatively minor with respect to coverage. The final Census figures will be issued in a series of Business Census bulletins which will show additional detailed kind-of-business information for all places where there are a sufficient number of establishments.

The 1948 Census of Business was taken under the provision of the Act of June 19, 1948, which provides that the Business Census be taken for 1948 and for each fifth year thereafter. Previous Business Censuses were taken for the years 1929, 1933, 1935, and 1939.

Scope of the Census.—The 1948 Census of Business covered all establishments in the following trades, as defined by the Standard Industrial Classification Manual, May 1949 issue, of the Executive Office of the President: all retail trades; all wholesale trades; all service trades in the following four groups—personal services, business services, automobile repairs and services, and miscellaneous repair services; hotels; tourist courts and camps; and amusements, including motion picture theaters. Some important services not covered are radio broadcasting and television, medical and health, legal, educational, nonprofit, accounting, and domestic services.

This coverage is similar to that of the 1939 Business Census. However, "custom trades" and "services incidental to transportation," which are no longer included in the standard classification of the service trades, are not covered by the 1948 Census. In a number of localities, these exclusions as well as

other changes in the standard classification may have a considerable effect in comparing 1948 with 1939 data, particularly with respect to establishment count.

Establishment definition.—For Census purposes, a business establishment is defined to include only enterprises conducted from a recognizable place of business, provided that the annual sales were in excess of \$5,000 for a wholesale trade establishment and \$500 for establishments in other trades. A detailed analysis of coverage will be provided in future Census of Business publications.

"Number of establishments" is the number of separate business locations, rather than the number of business companies or organizations, since the Census figures represent information reported separately for each business location or establishment. The establishment count reflects the number of places in business at the end of 1948 excluding administrative and executive offices of multiunit organizations, and "chain store" warehouses.

Sales and receipts.—"1948 sales and receipts" represents sales of merchandise and receipts from repairs and other services to customers. The figures reflect deductions for returned goods and allowances, but not for trade-in allowances; they exclude sales and excise taxes collected from customers and paid directly to any taxing agency.

Proprietors.—"Active proprietors..." represents owners and partners of unincorporated businesses who devoted the major portion of their time to the business in November 1948.

Employment.—"Number of paid employees..." represents all employees on the pay roll for the pay period ending nearest November 15, 1948. "Full workweek" employees, whether regular or seasonal, are those who in the November 15 pay period were paid for working at least the number of hours typically worked in a week by employees of the reporting establishment.

1948 CENSUS OF BUSINESS

RETAIL, WHOLESALE, SERVICE TRADES

U. S. DEPARTMENT OF COMMERCE
BUREAU OF THE CENSUS

PRELIMINARY

For Release May 15, 1950

Release Series BC-1P-17-017

EAST BATON ROUGE PARISH, LA.

Retail, wholesale, and service establishments located in East Baton Rouge Parish, Louisiana, showed a substantial expansion in dollar volume of trade from 1939 to 1948 according to preliminary figures from the 1948 Census of Business released today by the Bureau of the Census, U. S. Department of Commerce.

Retail sales in the parish during 1948 aggregated \$134.6 million, an increase of 285 percent over the \$35.0 million in 1939, when the preceding Census of Business was taken. Wholesale sales in the parish reached a total of \$86.2 million in 1948 as compared with \$20.3 million in 1939. The service trades included in the Census of Business recorded receipts totaling \$7.6 million in 1948 compared with \$1.8 million in 1939.

Employment in the parish also rose over the 9-year period between 1939 and 1948 for the above trades. Establishments in these trades reported a combined total of 12,284 paid employees for the workweek ended nearest November 15, 1948. This compared with a total of 6,576 employees reported for the week of November 15, 1939.

These preliminary figures have been derived from a Census report on East Baton Rouge Parish, Louisiana, which also includes data for the city of Baton Rouge. Final figures, superseding the preliminary data for East Baton Rouge Parish, will be included in a Bulletin for the State of Louisiana to be issued in several months. Similar data will be made available this year in preliminary and final form for each of the parishes, counties, and States. A single copy of the preliminary release for East Baton Rouge Parish as well as an order blank for other area releases may be obtained by writing to the Bureau of the Census, Washington 25, D. C.

91227

Table 1.—CENSUS OF BUSINESS PRELIMINARY RESULTS FOR 1948, BY TRADE GROUP

EAST BATON ROUGE PARISH, LA.

Trade group and kind of business	Number of establishments	1948 sales and receipts (Thousand dollars)	Active proprietors of unincorporated businesses Nov. 1948	Paid employees, workweek ended nearest Nov. 15, 1948	
				Total employees ¹	Full workweek employees
RETAIL TRADE, total.....	1,584	134,620	1,396	8,509	7,440
Food group.....	543	25,955	509	849	709
Eating and drinking places.....	344	9,763	343	1,519	1,294
General merchandise grp, general stores.	54	21,366	37	1,718	1,428
Apparel group.....	84	9,710	50	598	506
Furniture-home furnishings-appliance grp.	79	8,437	56	646	600
Automotive group.....	80	23,326	67	800	763
Gasoline service stations.....	131	7,615	133	599	537
Lumber-building-hardware group.....	58	12,025	39	706	602
Drug and proprietary stores.....	61	5,396	45	422	382
All other retail stores.....	150	11,027	117	652	619
WHOLESALE TRADE, total.....	166	86,228	96	1,984	x
Merchant wholesalers, total.....	133	59,171	86	1,696	x
Groceries, foods.....	30	18,700	22	510	x
Hardware, elec'l, plum'g and heat'g..	14	7,593	4	217	x
Mach'y, equip't, industrial supplies..	31	10,324	23	286	x
Automotive parts, accessories.....	13	2,575	8	122	x
All other merchant wholesalers.....	45	19,979	29	561	x
Manufact'rs' sales branches, offices...	15	9,936	-	176	x
Other types of wholesale.....	18	17,121	10	112	x
SELECTED SERVICE TRADES, ^{2/} total.....	407	7,634	410	1,791	1,703
Personal services.....	251	4,927	245	1,413	1,357
Business services.....	27	815	29	110	97
Automotive repairs and services.....	81	1,538	84	225	211
Other repair services.....	48	354	52	43	38
TOURIST COURTS AND CAMPS.....	19	260	15	39	39
AMUSEMENTS.....	36	1,603	20	293	x

x Not available.

^{1/} Includes employees paid for less than the full workweek.^{2/} See General Description on last page for changes from the 1939 Census of Business in the coverage of Service Trades.

Table 2.—CENSUS OF BUSINESS PRELIMINARY RESULTS FOR 1948 FOR CITIES OF 2,500 INHABITANTS OR MORE

EAST BATON ROUGE PARISH, LA.

(Data omitted for trade groups where necessary to avoid disclosure)

City and trade group ¹	Number of establishments	1948 sales and receipts (Thousand dollars)	Active proprietors of unincorporated businesses Nov. 1948	Paid employees, workweek ended nearest Nov. 15, 1948	
				Total employees ²	Full workweek employees
Baton Rouge:					
Retail trade.....	1,168	116,607	997	7,751	6,789
Wholesale trade.....	148	80,977	87	1,739	x
Selected service trades....	328	6,932	330	1,601	1,522
Amusements.....	30	1,457	15	254	x
Remainder of parish:					
Retail trade.....	416	18,013	399	758	651
Wholesale trade.....	18	5,251	9	245	x
Selected service trades....	79	702	80	190	181
Amusements.....	6	146	5	39	x

x Not available.

1/ See General Description on this page for changes from the 1939 Census of Business in the coverage of Service Trades.

2/ Includes employees paid for less than the full workweek.

GENERAL DESCRIPTION OF PRELIMINARY RELEASES FOR THE 1948 CENSUS OF BUSINESS

This series of releases, of which one is planned for each county in the United States, presents preliminary results of the 1948 Census of Business. The information is based on reports submitted by business establishments for that Census. The figures shown are preliminary, and are subject to revision in the final Census publications, but the changes are expected to be relatively minor with respect to coverage. The final Census figures will be issued in a series of Business Census bulletins which will show additional detailed kind-of-business information for all places where there are a sufficient number of establishments.

The 1948 Census of Business was taken under the provision of the Act of June 19, 1948, which provides that the Business Census be taken for 1948 and for each fifth year thereafter. Previous Business Censuses were taken for the years 1929, 1933, 1935, and 1939.

Scope of the Census.—The 1948 Census of Business covered all establishments in the following trades, as defined by the Standard Industrial Classification Manual, May 1949 issue, of the Executive Office of the President: all retail trades; all wholesale trades; all service trades in the following four groups—personal services, business services, automobile repairs and services, and miscellaneous repair services; hotels; tourist courts and camps; and amusements, including motion picture theaters. Some important services not covered are radio broadcasting and television, medical and health, legal, educational, nonprofit, accounting, and domestic services.

This coverage is similar to that of the 1939 Business Census. However, "custom trades" and "services incidental to transportation," which are no longer included in the standard classification of the service trades, are not covered by the 1948 Census. In a number of localities, these exclusions as well as

other changes in the standard classification may have a considerable effect in comparing 1948 with 1939 data, particularly with respect to establishment count.

Establishment definition.—For Census purposes, a business establishment is defined to include only enterprises conducted from a recognizable place of business, provided that the annual sales were in excess of \$5,000 for a wholesale trade establishment and \$500 for establishments in other trades. A detailed analysis of coverage will be provided in future Censuses of Business publications.

"Number of establishments" is the number of separate business locations, rather than the number of business companies or organizations, since the Census figures represent information reported separately for each business location or establishment. The establishment count reflects the number of places in business at the end of 1948 excluding administrative and executive offices of multiunit organizations, and "chain store" warehouses.

Sales and receipts.—"1948 sales and receipts" represents sales of merchandise and receipts from repairs and other services to customers. The figures reflect deductions for returned goods and allowances, but not for trade-in allowances; they exclude sales and excise taxes collected from customers and paid directly to any taxing agency.

Proprietors.—"Active proprietors..." represents owners and partners of unincorporated businesses who devoted the major portion of their time to the business in November 1948.

Employment.—"Number of paid employees..." represents all employees on the pay roll for the pay period ending nearest November 15, 1948. "Full workweek" employees, whether regular or seasonal, are those who in the November 15 pay period were paid for working at least the number of hours typically worked in a week by employees of the reporting establishment.

1948 CENSUS OF BUSINESS

RETAIL, WHOLESALE, SERVICE TRADES

U. S. DEPARTMENT OF COMMERCE
BUREAU OF THE CENSUS

PRELIMINARY

For Release April 3, 1950

Release Series BC-1P-17-018

EAST CARROLL PARISH, LA.

Retail, wholesale, and service establishments located in East Carroll Parish, Louisiana, showed a substantial expansion in dollar volume of trade from 1939 to 1948 according to preliminary figures from the 1948 Census of Business released today by the Bureau of the Census, U. S. Department of Commerce.

Retail sales in the parish during 1948 aggregated \$6.3 million, an increase of 200 percent over the \$2.1 million in 1939, when the preceding Census of Business was taken. Wholesale sales in the parish reached a total of \$2.4 million in 1948 as compared with \$0.3 million in 1939. The service trades included in the Census of Business recorded receipts totaling \$162,000 in 1948 compared with \$64,000 in 1939.

Employment in the parish also rose over the 9-year period between 1939 and 1948 for the above trades. Establishments in these trades reported a combined total of 381 paid employees for the workweek ended nearest November 15, 1948. This compared with a total of 301 employees reported for the week of November 15, 1939.

These preliminary figures have been derived from a Census report on East Carroll Parish, Louisiana, which also includes data for the city of Lake Providence. Final figures, superseding the preliminary data for East Carroll Parish, will be included in a Bulletin for the State of Louisiana to be issued in several months. Similar data will be made available this year in preliminary and final form for each of the counties, parishes, and States. A single copy of the preliminary release for East Carroll Parish as well as an order blank for other area releases may be obtained by writing to the Bureau of the Census, Washington 25, D. C.

Table 1.—CENSUS OF BUSINESS PRELIMINARY RESULTS FOR 1948, BY TRADE GROUP
EAST CARROLL PARISH, LA.

Trade group and kind of business	Number of establishments	1948 sales and receipts (Thousand dollars)	Active proprietors of unincorporated businesses Nov. 1948	Paid employees, workweek ended nearest Nov. 15, 1948	
				Total employees ¹	Full workweek employees
RETAIL TRADE, total.....	125	6,293	115	341	251
Food group.....	47	1,477	46	44	33
Eating and drinking places.....	15	157	13	31	22
Gasoline service stations.....	8	165	7	13	9
All other retail stores.....	55	4,494	49	253	187
WHOLESALE TRADE.....	6	2,406	5	9	x
SELECTED SERVICE TRADES, ^{2/} total..	21	162	22	31	29
Personal services.....	12	86	13	21	20
All other service trades.....	9	76	9	10	9

x Not available.

^{1/} Includes employees paid for less than the full workweek.

^{2/} See General Description on last page for changes from the 1939 Census of Business in the coverage of Service Trades.

Table 2.—CENSUS OF BUSINESS PRELIMINARY RESULTS FOR 1948 FOR CITIES OF 2,500 INHABITANTS OR MORE
EAST CARROLL PARISH, LA.

(Data omitted for trade groups where necessary to avoid disclosure)

City and trade group	Number of establishments	1948 sales and receipts (Thousand dollars)	Active proprietors of unincorporated businesses Nov. 1948	Paid employees, workweek ended nearest Nov. 15, 1948	
				Total employees ¹	Full workweek employees
Lake Providence:					
Retail trade.....	89	4,910	85	285	212
Remainder of county:					
Retail trade.....	36	1,383	30	56	39

¹ Includes employees paid for less than the full workweek.

GENERAL DESCRIPTION OF PRELIMINARY RELEASES FOR THE 1948 CENSUS OF BUSINESS

This series of releases, of which one is planned for each county in the United States, presents preliminary results of the 1948 Census of Business. The information is based on reports submitted by business establishments for that Census. The figures shown are preliminary, and are subject to revision in the final Census publications, but the changes are expected to be relatively minor with respect to coverage. The final Census figures will be issued in a series of Business Census bulletins which will show additional detailed kind-of-business information for all places where there are a sufficient number of establishments.

The 1948 Census of Business was taken under the provision of the Act of June 19, 1948, which provides that the Business Censuses be taken for 1948 and for each fifth year thereafter. Previous Business Censuses were taken for the years 1929, 1933, 1935, and 1939.

Scope of the Census.—The 1948 Census of Business covered all establishments in the following trades, as defined by the Standard Industrial Classification Manual, May 1949 issue, of the Executive Office of the President: all retail trades; all wholesale trades; all service trades in the following four groups—personal services, business services, automobile repairs and services, and miscellaneous repair services; hotels; tourist courts and camps; and amusements, including motion picture theaters. Some important services not covered are radio broadcasting and television, medical and health, legal, educational, nonprofit, accounting, and domestic services.

This coverage is similar to that of the 1939 Business Census. However, "custom trades" and "services incidental to transportation," which are no longer included in the standard classification of the service trades, are not covered by the 1948 Census. In a number of localities, these exclusions as well as

other changes in the standard classification may have a considerable effect in comparing 1948 with 1939 data, particularly with respect to establishment count.

Establishment definition.—For Census purposes, a business establishment is defined to include only enterprises conducted from a recognizable place of business, provided that the annual sales were in excess of \$5,000 for a wholesale trade establishment and \$500 for establishments in other trades. A detailed analysis of coverage will be provided in future Census of Business publications.

"Number of establishments" is the number of separate business locations, rather than the number of business companies or organizations, since the Census figures represent information reported separately for each business location or establishment. The establishment count reflects the number of places in business at the end of 1948 excluding administrative and executive offices of multiunit organizations, and "chain store" warehouses.

Sales and receipts.—"1948 sales and receipts" represents sales of merchandise and receipts from repairs and other services to customers. The figures reflect deductions for returned goods and allowances, but not for trade-in allowances; they exclude sales and excise taxes collected from customers and paid directly to any taxing agency.

Proprietors.—"Active proprietors..." represents owners and partners of unincorporated businesses who devoted the major portion of their time to the business in November 1948.

Employment.—"Number of paid employees..." represents all employees on the pay roll for the pay period ending nearest November 15, 1948. "Full workweek" employees, whether regular or seasonal, are those who in the November 15 pay period were paid for working at least the number of hours typically worked in a week by employees of the reporting establishment.

1948 CENSUS OF BUSINESS

RETAIL, WHOLESALE, SERVICE TRADES

U. S. DEPARTMENT OF COMMERCE
BUREAU OF THE CENSUS

PRELIMINARY

For Release April 3, 1950

Release Series BC-1P-17-019

EAST FELICIANA PARISH, LA.

Retail and service establishments located in East Feliciana Parish, Louisiana, showed a substantial expansion in dollar volume of trade from 1939 to 1948 according to preliminary figures from the 1948 Census of Business released today by the Bureau of the Census, U. S. Department of Commerce.

Retail sales in the parish during 1948 aggregated \$4.1 million, an increase of 273 percent over the \$1.1 million in 1939, when the preceding Census of Business was taken. The service trades included in the Census of Business recorded receipts totaling \$55,000 in 1948 compared with \$16,000 in 1939.

Employment in the parish also rose over the 9-year period between 1939 and 1948 for the above trades. Establishments in these trades reported a combined total of 167 paid employees for the workweek ended nearest November 15, 1948. This compared with a total of 88 employees reported for the week of November 15, 1939.

These preliminary figures have been derived from a Census report on East Feliciana Parish, Louisiana, which also includes data for the city of Jackson. Final figures, superseding the preliminary data for East Feliciana Parish, will be included in a Bulletin for the State of Louisiana to be issued in several months. Similar data will be made available this year in preliminary and final form for each of the counties, parishes, and States. A single copy of the preliminary release for East Feliciana Parish as well as an order blank for other area releases may be obtained by writing to the Bureau of the Census, Washington 25, D. C.

Table 1.—CENSUS OF BUSINESS PRELIMINARY RESULTS FOR 1948, BY TRADE GROUP
EAST FELICIANA PARISH, LA.

Trade group and kind of business	Number of establishments	1948 sales and receipts (Thousand dollars)	Active proprietors of unincorporated businesses Nov. 1948	Paid employees, workweek ended nearest Nov. 15, 1948	
				Total employees ¹	Full workweek employees ²
RETAIL TRADE, total.....	130	4,104	129	156	124
Food group.....	56	1,247	52	28	16
Eating and drinking places....	14	320	14	24	19
Gasoline service stations.....	12	427	14	23	20
All other retail stores.....	48	2,110	49	81	69
SELECTED SERVICE TRADES ^{2/}	10	55	8	11	11

¹Includes employees paid for less than the full workweek.

²See General Description on last page for changes from the 1939 Census of Business in the coverage of Service Trades.

Table 2.—CENSUS OF BUSINESS PRELIMINARY RESULTS FOR 1948 FOR CITIES OF 2,500 INHABITANTS OR MORE

EAST FELICIANA PARISH, LA.

(Data omitted for trade groups where necessary to avoid disclosure)

City and trade group	Number of establishments	1948 sales and receipts (Thousand dollars)	Active proprietors of unincorporated businesses Nov. 1948	Paid employees, workweek ended nearest Nov. 15, 1948	
				Total employees ¹	Full workweek employees
Jackson:					
Retail trade.....	17	990	19	38	30
Remainder of county:					
Retail trade.....	113	3,114	110	118	94

¹/ Includes employees paid for less than the full workweek.

GENERAL DESCRIPTION OF PRELIMINARY RELEASES FOR THE 1948 CENSUS OF BUSINESS

This series of releases, of which one is planned for each county in the United States, presents preliminary results of the 1948 Census of Business. The information is based on reports submitted by business establishments for that Census. The figures shown are preliminary, and are subject to revision in the final Census publications, but the changes are expected to be relatively minor with respect to coverage. The final Census figures will be issued in a series of Business Census bulletins which will show additional detailed kind-of-business information for all places where there are a sufficient number of establishments.

The 1948 Census of Business was taken under the provision of the Act of June 19, 1948, which provides that the Business Census be taken for 1948 and for each fifth year thereafter. Previous Business Censuses were taken for the years 1929, 1933, 1935, and 1939.

Scope of the Census.—The 1948 Census of Business covered all establishments in the following trades, as defined by the Standard Industrial Classification Manual, May 1949 issue, of the Executive Office of the President: all retail trades; all wholesale trades; all service trades in the following four groups—personal services, business services, automobile repairs and services, and miscellaneous repair services; hotels; tourist courts and camps; and amusements, including motion picture theaters. Some important services not covered are radio broadcasting and television, medical and health, legal, educational, nonprofit, accounting, and domestic services.

This coverage is similar to that of the 1939 Business Census. However, "custom trades" and "services incidental to transportation," which are no longer included in the standard classification of the service trades, are not covered by the 1948 Census. In a number of localities, these exclusions as well as

other changes in the standard classification may have a considerable effect in comparing 1948 with 1939 data, particularly with respect to establishment count.

Establishment definition.—For Census purposes, a business establishment is defined to include only enterprises conducted from a recognizable place of business, provided that the annual sales were in excess of \$5,000 for a wholesale trade establishment and \$500 for establishments in other trades. A detailed analysis of coverage will be provided in future Census of Business publications.

"Number of establishments" is the number of separate business locations, rather than the number of business companies or organizations, since the Census figures represent information reported separately for each business location or establishment. The establishment count reflects the number of places in business at the end of 1948 excluding administrative and executive offices of multiunit organizations, and "chain store" warehouses.

Sales and receipts.—"1948 sales and receipts" represents sales of merchandise and receipts from repairs and other services to customers. The figures reflect deductions for returned goods and allowances, but not for trade-in allowances; they exclude sales and excise taxes collected from customers and paid directly to any taxing agency.

Proprietors.—"Active proprietors..." represents owners and partners of unincorporated businesses who devoted the major portion of their time to the business in November 1948.

Employment.—"Number of paid employees..." represents all employees on the pay roll for the pay period ending nearest November 15, 1948. "Full workweek" employees, whether regular or seasonal, are those who in the November 15 pay period were paid for working at least the number of hours typically worked in a week by employees of the reporting establishment.

1948 CENSUS OF BUSINESS

U. S. DEPARTMENT OF COMMERCE
BUREAU OF THE CENSUS

RETAIL, WHOLESALE, SERVICE TRADES

PRELIMINARY

For Release April 20, 1950

Release Series BC-1P-17-020

EVANGELINE PARISH, LA.

Retail, wholesale, and service establishments located in Evangeline Parish, Louisiana, showed a substantial expansion in dollar volume of trade from 1939 to 1948 according to preliminary figures from the 1948 Census of Business released today by the Bureau of the Census, U. S. Department of Commerce.

Retail sales in the parish during 1948 aggregated \$9.4 million, an increase of 262 percent over the \$2.6 million in 1939, when the preceding Census of Business was taken. Wholesale sales in the parish reached a total of \$4.7 million in 1948 as compared with \$2.1 million in 1939. The service trades included in the Census of Business recorded receipts totaling \$236,000 in 1948 compared with \$45,000 in 1939.

Employment in the parish also rose over the 9-year period between 1939 and 1948 for the above trades. Establishments in these trades reported a combined total of 674 paid employees for the workweek ended nearest November 15, 1948. This compared with a total of 412 employees reported for the week of November 15, 1939.

These preliminary figures have been derived from a Census report on Evangeline Parish, Louisiana, which also includes data for the city of Ville Platte. Final figures, superseding the preliminary data for Evangeline Parish, will be included in a Bulletin for the State of Louisiana to be issued in several months. Similar data will be made available this year in preliminary and final form for each of the parishes, counties, and States. A single copy of the preliminary release for Evangeline Parish as well as an order blank for other area releases may be obtained by writing to the Bureau of the Census, Washington 25, D. C.

Table 1.—CENSUS OF BUSINESS PRELIMINARY RESULTS FOR 1948, BY TRADE GROUP
EVANGELINE PARISH, LA.

Trade group and kind of business	Number of establishments	1948 sales and receipts (Thousand dollars)	Active proprietors of unincorporated businesses Nov. 1948	Paid employees, workweek ended nearest Nov. 15, 1948	
				Total employees ¹	Full workweek employees
RETAIL TRADE, total.....	426	9,386	442	544	500
Food group.....	227	1,997	227	43	35
Eating and drinking places.....	80	794	88	102	83
General merchandise grp, general stores	25	958	23	56	50
Apparel group.....	10	312	13	24	20
Furniture-home furnishgs-appliance grp	13	518	15	20	20
Automotive group.....	9	1,743	12	93	93
Gasoline service stations.....	24	441	22	20	17
Lumber-building-hardware group.....	24	2,220	26	154	152
All other retail stores.....	14	403	16	32	30
WHOLESALE TRADE.....	15	4,687	12	93	x
SELECTED SERVICE TRADES, ² /total.....	54	236	58	37	37
Personal services.....	32	123	33	25	25
All other service trades.....	22	113	25	12	12
AMUSEMENTS.....	7	143	6	27	x

x Not available.

¹/ Includes employees paid for less than the full workweek.

²/ See General Description on last page for changes from the 1939 Census of Business in the coverage of Service Trades.

Table 2.—CENSUS OF BUSINESS PRELIMINARY RESULTS FOR 1948 FOR CITIES OF 2,500 INHABITANTS OR MORE

EVANGELINE PARISH, LA.

(Data omitted for trade groups where necessary to avoid disclosure)

City and trade group ¹	Number of establishments	1948 sales and receipts (Thousand dollars)	Active proprietors of unincorporated businesses Nov. 1948	Paid employees, workweek ended nearest Nov. 15, 1948	
				Total employees ²	Full workweek employees
Ville Platte:					
Retail trade.....	150	5,133	157	394	368
Selected service trades....	26	177	27	31	31
Remainder of parish:					
Retail trade.....	276	4,253	285	150	132
Selected service trades....	28	59	31	6	6

1/ See General Description on this page for changes from the 1939 Census of Business in the coverage of Service Trades.

2/ Includes employees paid for less than the full workweek.

GENERAL DESCRIPTION OF PRELIMINARY RELEASES FOR THE 1948 CENSUS OF BUSINESS

This series of releases, of which one is planned for each county in the United States, presents preliminary results of the 1948 Census of Business. The information is based on reports submitted by business establishments for that Census. The figures shown are preliminary, and are subject to revision in the final Census publications, but the changes are expected to be relatively minor with respect to coverage. The final Census figures will be issued in a series of Business Census bulletins which will show additional detailed kind-of-business information for all places where there are a sufficient number of establishments.

The 1948 Census of Business was taken under the provision of the Act of June 19, 1948, which provides that the Business Census be taken for 1948 and for each fifth year thereafter. Previous Business Censuses were taken for the years 1929, 1933, 1935, and 1939.

Scope of the Census.—The 1948 Census of Business covered all establishments in the following trades, as defined by the Standard Industrial Classification Manual, May 1949 issue, of the Executive Office of the President: all retail trades; all wholesale trades; all service trades in the following four groups—personal services, business services, automobile repairs and services, and miscellaneous repair services; hotels; tourist courts and camps; and amusements, including motion picture theaters. Some important services not covered are radio broadcasting and television, medical and health, legal, educational, nonprofit, accounting, and domestic services.

This coverage is similar to that of the 1939 Business Census. However, "custom trades" and "services incidental to transportation," which are no longer included in the standard classification of the service trades, are not covered by the 1948 Census. In a number of localities, these exclusions as well as

other changes in the standard classification may have a considerable effect in comparing 1948 with 1939 data, particularly with respect to establishment count.

Establishment definition.—For Census purposes, a business establishment is defined to include only enterprises conducted from a recognizable place of business, provided that the annual sales were in excess of \$5,000 for a wholesale trade establishment and \$500 for establishments in other trades. A detailed analysis of coverage will be provided in future Censuses of Business publications.

"Number of establishments" is the number of separate business locations, rather than the number of business companies or organizations, since the Census figures represent information reported separately for each business location or establishment. The establishment count reflects the number of places in business at the end of 1948 excluding administrative and executive offices of multiunit organizations, and "chain store" warehouses.

Sales and receipts.—"1948 sales and receipts" represents sales of merchandise and receipts from repairs and other services to customers. The figures reflect deductions for returned goods and allowances, but not for trade-in allowances; they exclude sales and excise taxes collected from customers and paid directly to any taxing agency.

Proprietors.—"Active proprietors..." represents owners and partners of unincorporated businesses who devoted the major portion of their time to the business in November 1948.

Employment.—"Number of paid employees..." represents all employees on the pay roll for the pay period ending nearest November 15, 1948. "Full workweek" employees, whether regular or seasonal, are those who in the November 15 pay period were paid for working at least the number of hours typically worked in a week by employees of the reporting establishment.

1948 CENSUS OF BUSINESS

RETAIL, WHOLESALE, SERVICE TRADES

U. S. DEPARTMENT OF COMMERCE
BUREAU OF THE CENSUS

PRELIMINARY

For Release April 3, 1950

Release Series BC-1P-17-021

FRANKLIN PARISH, LA.

Retail, wholesale, and service establishments located in Franklin Parish, Louisiana, showed a substantial expansion in dollar volume of trade from 1939 to 1948 according to preliminary figures from the 1948 Census of Business released today by the Bureau of the Census, U. S. Department of Commerce.

Retail sales in the parish during 1948 aggregated \$10.4 million, an increase of 235 percent over the \$3.1 million in 1939, when the preceding Census of Business was taken. Wholesale sales in the parish reached a total of \$12.0 million in 1948 as compared with \$2.2 million in 1939. The service trades included in the Census of Business recorded receipts totaling \$207,000 in 1948 compared with \$85,000 in 1939.

Employment in the parish also rose over the 9-year period between 1939 and 1948 for the above trades. Establishments in these trades reported a combined total of 597 paid employees for the workweek ended nearest November 15, 1948. This compared with a total of 431 employees reported for the week of November 15, 1939.

These preliminary figures have been derived from a Census report on Franklin Parish, Louisiana, which also includes data for the city of Winnsboro. Final figures, superseding the preliminary data for Franklin Parish, will be included in a Bulletin for the State of Louisiana to be issued in several months. Similar data will be made available this year in preliminary and final form for each of the parishes, counties, and States. A single copy of the preliminary release for Franklin Parish as well as an order blank for other area releases may be obtained by writing to the Bureau of the Census, Washington 25, D. C.

Table 1.—CENSUS OF BUSINESS PRELIMINARY RESULTS FOR 1948, BY TRADE GROUP
FRANKLIN PARISH, LA.

Trade group and kind of business	Number of establishments	1948 sales and receipts (Thousand dollars)	Active proprietors of unincorporated businesses Nov. 1948	Paid employees, workweek ended nearest Nov. 15, 1948	
				Total employees ¹	Full workweek employees
RETAIL TRADE, total.....	232	10,398	238	481	405
Food group.....	83	2,547	92	58	56
Eating and drinking places.....	28	277	30	50	39
General merchandise grp, general stores.....	32	1,375	29	58	46
Apparel group.....	15	1,107	20	72	53
Furniture-home furnishgs-appliance grp.....	9	505	10	27	27
Automotive group.....	7	1,016	5	42	42
Gasoline service stations.....	21	812	20	39	35
Lumber-building-hardware group.....	17	1,964	15	101	80
Drug and proprietary stores.....	8	383	6	20	16
All other retail stores.....	12	412	11	14	11
WHOLESALE TRADE, total.....	22	12,005	19	77	x
Merchandise wholesalers.....	11	8,934	7	56	x
Other wholesale.....	11	3,071	12	21	x
SELECTED SERVICE TRADES, ² /total.....	44	207	44	39	33
Personal services.....	29	161	28	34	29
All other service trades.....	15	46	16	5	4

x Not available.

¹/ Includes employees paid for less than the full workweek.

²/ See General Description on last page for changes from the 1939 Census of Business in the coverage of Service Trades.

Table 2.—CENSUS OF BUSINESS PRELIMINARY RESULTS FOR 1948 FOR CITIES OF 2,500 INHABITANTS OR MORE

FRANKLIN PARISH, LA.

(Data omitted for trade groups where necessary to avoid disclosure)

City and trade group ¹	Number of establishments	1948 sales and receipts (Thousand dollars)	Active proprietors of unincorporated businesses Nov. 1948	Paid employees, workweek ended nearest Nov. 15, 1948	
				Total employees ²	Full workweek employees
Winnsboro:					
Retail trade.....	90	6,322	89	367	317
Selected service trades...	31	162	31	27	23
Remainder of county:					
Retail trade.....	142	4,076	149	114	88
Selected service trades...	13	45	13	12	10

- 1/ See General Description on this page for changes from the 1939 Census of Business in the coverage of Service Trades.
- 2/ Includes employees paid for less than the full workweek.

GENERAL DESCRIPTION OF PRELIMINARY RELEASES FOR THE 1948 CENSUS OF BUSINESS

This series of releases, of which one is planned for each county in the United States, presents preliminary results of the 1948 Census of Business. The information is based on reports submitted by business establishments for that Census. The figures shown are preliminary, and are subject to revision in the final Census publications, but the changes are expected to be relatively minor with respect to coverage. The final Census figures will be issued in a series of Business Census bulletins which will show additional detailed kind-of-business information for all places where there are a sufficient number of establishments.

The 1948 Census of Business was taken under the provision of the Act of June 19, 1948, which provides that the Business Census be taken for 1948 and for each fifth year thereafter. Previous Business Censuses were taken for the years 1929, 1933, 1935, and 1939.

Scope of the Census.—The 1948 Census of Business covered all establishments in the following trades, as defined by the Standard Industrial Classification Manual, May 1949 issue, of the Executive Office of the President: all retail trades; all wholesale trades; all service trades in the following four groups—personal services, business services, automobile repairs and services, and miscellaneous repair services; hotels; tourist courts and camps; and amusements, including motion picture theaters. Some important services not covered are radio broadcasting and television, medical and health, legal, educational, nonprofit, accounting, and domestic services.

This coverage is similar to that of the 1939 Business Census. However, "custom trades" and "services incidental to transportation," which are no longer included in the standard classification of the service trades, are not covered by the 1948 Census. In a number of localities, these exclusions as well as

other changes in the standard classification may have a considerable effect in comparing 1948 with 1939 data, particularly with respect to establishment count.

Establishment definition.—For Census purposes, a business establishment is defined to include only enterprises conducted from a recognizable place of business, provided that the annual sales were in excess of \$5,000 for a wholesale trade establishment and \$500 for establishments in other trades. A detailed analysis of coverage will be provided in future Census of Business publications.

"Number of establishments" is the number of separate business locations, rather than the number of business companies or organizations, since the Census figures represent information reported separately for each business location or establishment. The establishment count reflects the number of places in business at the end of 1948 excluding administrative and executive offices of multiunit organizations, and "chain store" warehouses.

Sales and receipts.—"1948 sales and receipts" represents sales of merchandise and receipts from repairs and other services to customers. The figures reflect deductions for returned goods and allowances, but not for trade-in allowances; they exclude sales and excise taxes collected from customers and paid directly to any taxing agency.

Proprietors.—"Active proprietors..." represents owners and partners of unincorporated businesses who devoted the major portion of their time to the business in November 1948.

Employment.—"Number of paid employees..." represents all employees on the pay roll for the pay period ending nearest November 15, 1948. "Full workweek" employees, whether regular or seasonal, are those who in the November 15 pay period were paid for working at least the number of hours typically worked in a week by employees of the reporting establishment.

1948 CENSUS OF BUSINESS

U. S. DEPARTMENT OF COMMERCE
BUREAU OF THE CENSUS

RETAIL, WHOLESALE, SERVICE TRADES

PRELIMINARY

For Release April 10, 1950

Release Series BC-1P-17-022

GRANT PARISH, LA.

Retail, wholesale, and service establishments located in Grant Parish, Louisiana, showed a substantial expansion in dollar volume of trade from 1939 to 1948 according to preliminary figures from the 1948 Census of Business released today by the Bureau of the Census, U. S. Department of Commerce.

Retail sales in the parish during 1948 aggregated \$3.8 million, an increase of 138 percent over the \$1.6 million in 1939, when the preceding Census of Business was taken. Wholesale sales in the parish reached a total of \$1.2 million in 1948 as compared with \$0.9 million in 1939. The service trades included in the Census of Business recorded receipts totaling \$93,000 in 1948 compared with \$30,000 in 1939.

Employment in the parish also rose over the 9-year period between 1939 and 1948 for the above trades. Establishments in these trades reported a combined total of 236 paid employees for the workweek ended nearest November 15, 1948. This compared with a total of 170 employees reported for the week of November 15, 1939.

These preliminary figures have been derived from a Census report on Grant Parish, Louisiana. Final figures, superseding the preliminary data for Grant Parish, will be included in a Bulletin for the State of Louisiana to be issued in several months. Similar data will be made available this year in preliminary and final form for each of the parishes, counties, and States. A single copy of the preliminary release for Grant Parish as well as an order blank for other area releases may be obtained by writing to the Bureau of the Census, Washington 25, D. C.

Table 1.—CENSUS OF BUSINESS PRELIMINARY RESULTS FOR 1948, BY TRADE GROUP

GRANT PARISH, LA.

Trade group and kind of business	Number of establishments	1948 sales and receipts (Thousand dollars)	Active proprietors of unincorporated businesses Nov. 1948	Paid employees, workweek ended nearest Nov. 15, 1948	
				Total employees ¹	Full workweek employees
RETAIL TRADE, total.....	153	3,782	149	206	154
Food group.....	76	1,288	73	56	27
Eating and drinking places.....	20	209	25	25	20
General merchandise grp, general stores.....	15	663	14	38	28
Automotive group.....	6	726	3	34	34
Gasoline service stations.....	20	409	21	29	25
Lumber-building-hardware group.....	7	178	7	3	3
All other retail stores.....	9	309	6	21	17
WHOLESALE TRADE.....	6	1,207	10	21	x
SELECTED SERVICE TRADES ^{2/}	16	93	18	9	7

x Not available.

^{1/} Includes employees paid for less than the full workweek.

^{2/} See General Description on last page for changes from the 1939 Census of Business in the coverage of Service Trades.

GENERAL DESCRIPTION OF PRELIMINARY RELEASES FOR THE 1948 CENSUS OF BUSINESS

This series of releases, of which one is planned for each county in the United States, presents preliminary results of the 1948 Census of Business. The information is based on reports submitted by business establishments for that Census. The figures shown are preliminary, and are subject to revision in the final Census publications, but the changes are expected to be relatively minor with respect to coverage. The final Census figures will be issued in a series of Business Census bulletins which will show additional detailed kind-of-business information for all places where there are a sufficient number of establishments.

The 1948 Census of Business was taken under the provision of the Act of June 19, 1948, which provides that the Business Census be taken for 1948 and for each fifth year thereafter. Previous Business Censuses were taken for the years 1929, 1933, 1935, and 1939.

Scope of the Census.—The 1948 Census of Business covered all establishments in the following trades, as defined by the Standard Industrial Classification Manual, May 1949 issue, of the Executive Office of the President: all retail trades; all wholesale trades; all service trades in the following four groups—personal services, business services, automobile repairs and services, and miscellaneous repair services; hotels; tourist courts and camps; and amusements, including motion picture theaters. Some important services not covered are radio broadcasting and television, medical and health, legal, educational, nonprofit, accounting, and domestic services.

This coverage is similar to that of the 1939 Business Census. However, "custom trades" and "services incidental to transportation," which are no longer included in the standard classification of the service trades, are not covered by the 1948 Census. In a number of localities, these exclusions as well as other changes in the standard classification may have a considerable effect in comparing

1948 with 1939 data, particularly with respect to establishment count.

Establishment definition.—For Census purposes, a business establishment is defined to include only enterprises conducted from a recognizable place of business, provided that the annual sales were in excess of \$5,000 for a wholesale trade establishment and \$500 for establishments in other trades. A detailed analysis of coverage will be provided in future Census of Business publications.

"Number of establishments" is the number of separate business locations, rather than the number of business companies or organizations, since the Census figures represent information reported separately for each business location or establishment. The establishment count reflects the number of places in business at the end of 1948 excluding administrative and executive offices of multiunit organizations, and "chain store" warehouses.

Sales and receipts.—"1948 sales and receipts" represents sales of merchandise and receipts from repairs and other services to customers. The figures reflect deductions for returned goods and allowances, but not for trade-in allowances; they exclude sales and excise taxes collected from customers and paid directly to any taxing agency.

Proprietors.—"Active proprietors..." represents owners and partners of unincorporated businesses who devoted the major portion of their time to the business in November 1948.

Employment.—"Number of paid employees..." represents all employees on the pay roll for the pay period ending nearest November 15, 1948. "Full workweek" employees, whether regular or seasonal, are those who in the November 15 pay period were paid for working at least the number of hours typically worked in a week by employees of the reporting establishment.

1948 CENSUS OF BUSINESS

U. S. DEPARTMENT OF COMMERCE
BUREAU OF THE CENSUS

RETAIL, WHOLESALE, SERVICE TRADES

PRELIMINARY

For Release April 10, 1950

Release Series BC-1P-17-023

IBERIA PARISH, LA.

Retail, wholesale, and service establishments located in Iberia Parish, Louisiana, showed a substantial expansion in dollar volume of trade from 1939 to 1948 according to preliminary figures from the 1948 Census of Business released today by the Bureau of the Census, U. S. Department of Commerce.

Retail sales in the parish during 1948 aggregated \$23.5 million, an increase of 226 percent over the \$7.2 million in 1939, when the preceding Census of Business was taken. Wholesale sales in the parish reached a total of \$24.5 million in 1948 as compared with \$6.4 million in 1939. The service trades included in the Census of Business recorded receipts totaling \$1.6 million in 1948 compared with \$0.3 million in 1939.

Employment in the parish also rose over the 9-year period between 1939 and 1948 for the above trades. Establishments in these trades reported a combined total of 2,196 paid employees for the workweek ended nearest November 15, 1948. This compared with a total of 1,353 employees reported for the week of November 15, 1939.

These preliminary figures have been derived from a Census report on Iberia Parish, Louisiana, which also includes data for the cities of Jeanerette and New Iberia. Final figures, superseding the preliminary data for Iberia Parish, will be included in a Bulletin for the State of Louisiana to be issued in several months. Similar data will be made available this year in preliminary and final form for each of the parishes, counties, and States. A single copy of the preliminary release for Iberia Parish as well as an order blank for other area releases may be obtained by writing to the Bureau of the Census, Washington 25, D. C.

Table 1.—CENSUS OF BUSINESS PRELIMINARY RESULTS FOR 1948, BY TRADE GROUP

IBERIA PARISH, LA.

Trade group and kind of business	Number of establishments	1948 sales and receipts (Thousand dollars)	Active proprietors of unincorporated businesses Nov. 1948	Paid employees, workweek ended nearest Nov. 15, 1948	
				Total employees ¹	Full workweek employees
RETAIL TRADE, total	562	23,548	561	1,414	1,240
Food group.....	237	5,035	236	152	124
Eating and drinking places.....	110	2,128	113	310	237
General merchandise group, general stores....	24	1,998	26	135	124
Apparel group.....	24	2,184	22	143	117
Furniture-home furnishings appliance group..	30	1,795	37	111	102
Automotive group.....	24	3,558	21	198	198
Gasoline service stations.....	34	1,197	35	75	69
Lumber-building-hardware group.....	30	3,645	28	155	151
Drug and proprietary stores.....	14	635	14	79	73
All other retail stores.....	35	1,373	29	56	45
WHOLESALE TRADE, total	67	24,539	51	536	x
Merchant wholesalers.....	44	17,316	38	410	x
Petroleum bulk plants, terminals.....	10	2,826	10	39	x
Assemblers of farm products.....	6	1,316	2	43	x
Other types of wholesalers.....	7	3,081	1	44	x
SELECTED SERVICE TRADES, 2/ total	130	1,557	130	246	232
Personal services.....	78	509	76	126	120
All other service trades.....	52	1,048	54	120	112
TOURIST COURTS AND CAMPS	5	32	5	9	6
AMUSEMENTS	16	468	13	80	x

x Not available.

1/ Includes employees paid for less than the full workweek.

2/ See General Description on last page for changes from the 1939 Census of Business in the coverage of Service Trades.

Table 2.—CENSUS OF BUSINESS PRELIMINARY RESULTS FOR 1948 FOR CITIES OF 2,500 INHABITANTS OR MORE

IBERIA PARISH, LA.

(Data omitted for trade groups where necessary to avoid disclosure)

City and trade group ¹	Number of establishments	1948 sales and receipts (Thousand dollars)	Active proprietors of unincorporated businesses Nov. 1948	Paid employees, workweek ended nearest Nov. 15, 1948	
				Total employees ²	Full workweek employees
Jeanerette:					
Retail trade.....	94	3,823	100	221	204
Selected service trades.....	22	83	22	13	12
New Iberia:					
Retail trade.....	318	15,616	308	1,037	902
Wholesale trade.....	58	22,815	44	486	x
Selected service trades.....	82	1,215	82	209	196
Remainder of county:^{3/}					
Retail trade.....	150	4,109	153	156	134
Wholesale trade.....	9	1,724	7	50	x
Selected service trades.....	26	259	26	24	24

x Not available.

^{1/} See General Description on this page for changes from the 1939 Census of Business in the coverage of Service Trades.

^{2/} Includes employees paid for less than the full workweek.

^{3/} Includes figures for establishments, other than wholesale, not located in cities of 2,500 inhabitants or more, and wholesale establishments not located in cities of 5,000 inhabitants or more.

GENERAL DESCRIPTION OF PRELIMINARY RELEASES FOR THE 1948 CENSUS OF BUSINESS

This series of releases, of which one is planned for each county in the United States, presents preliminary results of the 1948 Census of Business. The information is based on reports submitted by business establishments for that Census. The figures shown are preliminary, and are subject to revision in the final Census publications, but the changes are expected to be relatively minor with respect to coverage. The final Census figures will be issued in a series of Business Census bulletins which will show additional detailed kind-of-business information for all places where there are a sufficient number of establishments.

The 1948 Census of Business was taken under the provision of the Act of June 19, 1948, which provides that the Business Censuses be taken for 1948 and for each fifth year thereafter. Previous Business Censuses were taken for the years 1929, 1933, 1935, and 1939.

Scope of the Census.—The 1948 Census of Business covered all establishments in the following trades, as defined by the Standard Industrial Classification Manual, May 1949 issue, of the Executive Office of the President: all retail trades; all wholesale trades; all service trades in the following four groups—personal services, business services, automobile repairs and services, and miscellaneous repair services; hotels; tourist courts and camps; and amusements, including motion picture theaters. Some important services not covered are radio broadcasting and television, medical and health, legal, educational, nonprofit, accounting, and domestic services.

This coverage is similar to that of the 1939 Business Census. However, "custom trades" and "services incidental to transportation," which are no longer included in the standard classification of the service trades, are not covered by the 1948 Census. In a number of localities, these exclusions as well as

other changes in the standard classification may have a considerable effect in comparing 1948 with 1939 data, particularly with respect to establishment count.

Establishment definition.—For Census purposes, a business establishment is defined to include only enterprises conducted from a recognizable place of business, provided that the annual sales were in excess of \$5,000 for a wholesale trade establishment and \$500 for establishments in other trades. A detailed analysis of coverage will be provided in future Census of Business publications.

"Number of establishments" is the number of separate business locations, rather than the number of business companies or organizations, since the Census figures represent information reported separately for each business location or establishment. The establishment count reflects the number of places in business at the end of 1948 excluding administrative and executive offices of multiunit organizations, and "chain store" warehouses.

Sales and receipts.—"1948 sales and receipts" represents sales of merchandise and receipts from repairs and other services to customers. The figures reflect deductions for returned goods and allowances, but not for trade-in allowances; they exclude sales and excise taxes collected from customers and paid directly to any taxing agency.

Proprietors.—"Active proprietors..." represents owners and partners of unincorporated businesses who devoted the major portion of their time to the business in November 1948.

Employment.—"Number of paid employees..." represents all employees on the pay roll for the pay period ending nearest November 15, 1948. "Full workweek" employees, whether regular or seasonal, are those who in the November 15 pay period were paid for working at least the number of hours typically worked in a week by employees of the reporting establishment.

1948 CENSUS OF BUSINESS

U. S. DEPARTMENT OF COMMERCE
BUREAU OF THE CENSUS

RETAIL, WHOLESALE, SERVICE TRADES

PRELIMINARY

For Release April 17, 1950

Release Series BC-1P-17-024

IBERVILLE PARISH, LA.

Retail, wholesale, and service establishments located in Iberville Parish, Louisiana, showed a substantial expansion in dollar volume of trade from 1939 to 1948 according to preliminary figures from the 1948 Census of Business released today by the Bureau of the Census, U. S. Department of Commerce.

Retail sales in the parish during 1948 aggregated \$11.0 million, an increase of 206 percent over the \$3.6 million in 1939, when the preceding Census of Business was taken. Wholesale sales in the parish reached a total of \$4.0 million in 1948 as compared with \$1.4 million in 1939. The service trades included in the Census of Business recorded receipts totaling \$232,000 in 1948 compared with \$78,000 in 1939.

Employment in the parish also rose over the 9-year period between 1939 and 1948 for the above trades. Establishments in these trades reported a combined total of 717 paid employees for the workweek ended nearest November 15, 1948. This compared with a total of 562 employees reported for the week of November 15, 1939.

These preliminary figures have been derived from a Census report on Iberville Parish, Louisiana, which also includes data for the city of Plaquemine. Final figures, superseding the preliminary data for Iberville Parish, will be included in a Bulletin for the State of Louisiana to be issued in several months. Similar data will be made available this year in preliminary and final form for each of the parishes, counties, and States. A single copy of the preliminary release for Iberville Parish as well as an order blank for other area releases may be obtained by writing to the Bureau of the Census, Washington 25, D. C.

Table 1.--CENSUS OF BUSINESS PRELIMINARY RESULTS FOR 1948, BY TRADE GROUP
IBERVILLE PARISH, LA.

Trade group and kind of business	Number of establishments	1948 sales and receipts (Thousand dollars)	Active proprietors of unincorporated businesses Nov. 1948	Paid employees, workweek ended nearest Nov. 15, 1948	
				Total employees ¹	Full workweek employees
RETAIL TRADE, total.....	347	11,025	321	598	517
Food group.....	144	2,939	141	101	79
Eating and drinking places.....	84	894	86	122	102
General merchandise grp, general stores	28	1,730	22	84	73
Apparel group.....	13	662	11	43	35
Furniture-home furnishgs-appliance grp	11	794	10	49	45
Automotive group.....	11	1,873	10	80	78
Gasoline service stations.....	23	411	18	29	29
Lumber-building-hardware group.....	10	1,214	6	45	39
Drug and proprietary stores.....	10	257	9	20	13
All other retail stores.....	13	251	8	25	24
WHOLESALE TRADE.....	20	4,043	20	75	x
SELECTED SERVICE TRADES, ^{2/} total.....	52	232	52	44	41
Personal services.....	39	144	39	33	31
All other service trades.....	13	88	13	11	10

x Not available.

^{1/} Includes employees paid for less than the full workweek.

^{2/} See General Description on last page for changes from the 1939 Census of Business in the coverage of Service Trades.

Table 2.—CENSUS OF BUSINESS PRELIMINARY RESULTS FOR 1948 FOR CITIES OF 2,500 INHABITANTS OR MORE

IBERVILLE PARISH, LA.

(Data omitted for trade groups where necessary to avoid disclosure)

City and trade group ¹	Number of establishments	1948 sales and receipts (Thousand dollars)	Active proprietors of unincorporated businesses Nov. 1948	Paid employees, workweek ended nearest Nov. 15, 1948	
				Total employees ²	Full workweek employees
Plaquemine:					
Retail trade.....	118	4,936	99	359	302
Selected service trades....	26	134	28	30	28
Remainder of parish:					
Retail trade.....	229	6,089	222	239	215
Selected service trades....	26	98	24	14	13

1/ See General Description on this page for changes from the 1939 Census of Business in the coverage of Service Trades.

2/ Includes employees paid for less than the full workweek.

GENERAL DESCRIPTION OF PRELIMINARY RELEASES FOR THE 1948 CENSUS OF BUSINESS

This series of releases, of which one is planned for each county in the United States, presents preliminary results of the 1948 Census of Business. The information is based on reports submitted by business establishments for that Census. The figures shown are preliminary, and are subject to revision in the final Census publications, but the changes are expected to be relatively minor with respect to coverage. The final Census figures will be issued in a series of Business Census bulletins which will show additional detailed kind-of-business information for all places where there are a sufficient number of establishments.

The 1948 Census of Business was taken under the provision of the Act of June 19, 1948, which provides that the Business Census be taken for 1948 and for each fifth year thereafter. Previous Business Censuses were taken for the years 1929, 1933, 1935, and 1939.

Scope of the Census.—The 1948 Census of Business covered all establishments in the following trades, as defined by the Standard Industrial Classification Manual, May 1949 issue, of the Executive Office of the President: all retail trades; all wholesale trades; all service trades in the following four groups—personal services, business services, automobile repairs and services, and miscellaneous repair services; hotels; tourist courts and camps; and amusements, including motion picture theaters. Some important services not covered are radio broadcasting and television, medical and health, legal, educational, nonprofit, accounting, and domestic services.

This coverage is similar to that of the 1939 Business Census. However, "custom trades" and "services incidental to transportation," which are no longer included in the standard classification of the service trades, are not covered by the 1948 Census. In a number of localities, these exclusions as well as other changes in the standard classification may have

a considerable effect in comparing 1948 with 1939 data, particularly with respect to establishment count.

Establishment definition.—For Census purposes, a business establishment is defined to include only enterprises conducted from a recognizable place of business, provided that the annual sales were in excess of \$5,000 for a wholesale trade establishment and \$500 for establishments in other trades. A detailed analysis of coverage will be provided in future Census of Business publications.

"Number of establishments" is the number of separate business locations, rather than the number of business companies or organizations, since the Census figures represent information reported separately for each business location or establishment. The establishment count reflects the number of places in business at the end of 1948 excluding administrative and executive offices of multiunit organizations, and "chain store" warehouses.

Sales and receipts.—"1948 sales and receipts" represents sales of merchandise and receipts from repairs and other services to customers. The figures reflect deductions for returned goods and allowances, but not for trade-in allowances; they exclude sales and excise taxes collected from customers and paid directly to any taxing agency.

Proprietors.—"Active proprietors..." represents owners and partners of unincorporated businesses who devoted the major portion of their time to the business in November 1948.

Employment.—"Number of paid employees..." represents all employees on the pay roll for the pay period ending nearest November 15, 1948. "Full workweek" employees, whether regular or seasonal, are those who in the November 15 pay period were paid for working at least the number of hours typically worked in a week by employees of the reporting establishment.

1948 CENSUS OF BUSINESS

U. S. DEPARTMENT OF COMMERCE
BUREAU OF THE CENSUS

RETAIL, WHOLESALE, SERVICE TRADES

PRELIMINARY

For Release April 10, 1950

Release Series BC-1P-17-025

JACKSON PARISH, LA.

Retail, wholesale, and service establishments located in Jackson Parish, Louisiana, showed a substantial expansion in dollar volume of trade from 1939 to 1948 according to preliminary figures from the 1948 Census of Business released today by the Bureau of the Census, U. S. Department of Commerce.

Retail sales in the parish during 1948 aggregated \$7.8 million, an increase of 169 percent over the \$2.9 million in 1939, when the preceding Census of Business was taken. Wholesale sales in the parish reached a total of \$971,000 in 1948 as compared with \$223,000 in 1939. The service trades included in the Census of Business recorded receipts totaling \$255,000 in 1948 compared with \$100,000 in 1939.

Employment in the parish also rose over the 9-year period between 1939 and 1948 for the above trades. Establishments in these trades reported a combined total of 484 paid employees for the workweek ended nearest November 15, 1948. This compared with a total of 340 employees reported for the week of November 15, 1939.

These preliminary figures have been derived from a Census report on Jackson Parish, Louisiana, which also includes data for the city of Jonesboro. Final figures, superseding the preliminary data for Jackson Parish, will be included in a Bulletin for the State of Louisiana to be issued in several months. Similar data will be made available this year in preliminary and final form for each of the parishes, counties, and States. A single copy of the preliminary release for Jackson Parish as well as an order blank for other area releases may be obtained by writing to the Bureau of the Census, Washington 25, D. C.

Table 1.—CENSUS OF BUSINESS PRELIMINARY RESULTS FOR 1948, BY TRADE GROUP

JACKSON PARISH, LA.

Trade group and kind of business	Number of establishments	1948 sales and receipts (Thousand dollars)	Active proprietors of unincorporated businesses Nov. 1948	Paid employees, workweek ended nearest Nov. 15, 1948	
				Total employees ¹	Full workweek employees
RETAIL TRADE, total.....	136	7,846	128	410	367
Food group.....	49	1,625	53	42	35
Eating and drinking places.....	13	174	14	38	35
Gasoline service stations.....	16	353	17	21	19
All other retail stores.....	58	5,694	44	309	278
WHOLESALE TRADE.....	7	971	6	11	x
SELECTED SERVICE TRADES, ^{2/} total..	31	255	33	63	54
Personal services.....	20	173	22	49	42
All other service trades.....	11	82	11	14	12

x Not available.

^{1/} Includes employees paid for less than the full workweek.

^{2/} See General Description on last page for changes from the 1939 Census of Business in the coverage of Service Trades.

Table 2.—CENSUS OF BUSINESS PRELIMINARY RESULTS FOR 1948 FOR CITIES OF 2,500 INHABITANTS OR MORE

JACKSON PARISH, LA.

(Data omitted for trade groups where necessary to avoid disclosure)

City and trade group ¹	Number of establishments	1948 sales and receipts (Thousand dollars)	Active proprietors of unincorporated businesses Nov. 1948	Paid employees, workweek ended nearest Nov. 15, 1948	
				Total employees ²	Full workweek employees
Jonesboro:					
Retail trade.....	74	5,089	72	275	239
Selected service trades....	23	199	25	55	47
Remainder of county:					
Retail trade.....	62	2,757	56	135	128
Selected service trades....	8	56	8	8	7

- 1/ See General Description on this page for changes from the 1939 Census of Business in the coverage of Service Trades.
- 2/ Includes employees paid for less than the full workweek.

GENERAL DESCRIPTION OF PRELIMINARY RELEASES FOR THE 1948 CENSUS OF BUSINESS

This series of releases, of which one is planned for each county in the United States, presents preliminary results of the 1948 Census of Business. The information is based on reports submitted by business establishments for that Census. The figures shown are preliminary, and are subject to revision in the final Census publications, but the changes are expected to be relatively minor with respect to coverage. The final Census figures will be issued in a series of Business Census bulletins which will show additional detailed kind-of-business information for all places where there are a sufficient number of establishments.

The 1948 Census of Business was taken under the provision of the Act of June 19, 1948, which provides that the Business Census be taken for 1948 and for each fifth year thereafter. Previous Business Censuses were taken for the years 1929, 1933, 1935, and 1939.

Scope of the Census.—The 1948 Census of Business covered all establishments in the following trades, as defined by the Standard Industrial Classification Manual, May 1949 issue, of the Executive Office of the President: all retail trades; all wholesale trades; all service trades in the following four groups—personal services, business services, automobile repairs and services, and miscellaneous repair services; hotels; tourist courts and camps; and amusements, including motion picture theaters. Some important services not covered are radio broadcasting and television, medical and health, legal, educational, nonprofit, accounting, and domestic services.

This coverage is similar to that of the 1939 Business Census. However, "custom trades" and "services incidental to transportation," which are no longer included in the standard classification of the service trades, are not covered by the 1948 Census. In a number of localities, these exclusions as well as

other changes in the standard classification may have a considerable effect in comparing 1948 with 1939 data, particularly with respect to establishment count.

Establishment definition.—For Census purposes, a business establishment is defined to include only enterprises conducted from a recognizable place of business, provided that the annual sales were in excess of \$5,000 for a wholesale trade establishment and \$500 for establishments in other trades. A detailed analysis of coverage will be provided in future Census of Business publications.

"Number of establishments" is the number of separate business locations, rather than the number of business companies or organizations, since the Census figures represent information reported separately for each business location or establishment. The establishment count reflects the number of places in business at the end of 1948 excluding administrative and executive offices of multinint organizations, and "chain store" warehouses.

Sales and receipts.—"1948 sales and receipts" represents sales of merchandise and receipts from repairs and other services to customers. The figures reflect deductions for returned goods and allowances, but not for trade-in allowances; they exclude sales and excise taxes collected from customers and paid directly to any taxing agency.

Proprietors.—"Active proprietors..." represents owners and partners of unincorporated businesses who devoted the major portion of their time to the business in November 1948.

Employees.—"Number of paid employees..." represents all employees on the pay roll for the pay period ending nearest November 15, 1948. "Full workweek" employees, whether regular or seasonal, are those who in the November 15 pay period were paid for working at least the number of hours typically worked in a week by employees of the reporting establishment.

1948 CENSUS OF BUSINESS

U. S. DEPARTMENT OF COMMERCE
BUREAU OF THE CENSUS

RETAIL, WHOLESALE, SERVICE TRADES

PRELIMINARY

For Release April 27, 1950

Release Series BC-1P- 17-026

JEFFERSON PARISH, LA.

Retail, wholesale, and service establishments located in Jefferson Parish, Louisiana, showed a substantial expansion in dollar volume of trade from 1939 to 1948 according to preliminary figures from the 1948 Census of Business released today by the Bureau of the Census, U. S. Department of Commerce.

Retail sales in the parish during 1948 aggregated \$41.4 million, an increase of 345 percent over the \$9.3 million in 1939, when the preceding Census of Business was taken. Wholesale sales in the parish reached a total of \$32.2 million in 1948 as compared with \$3.5 million in 1939. The service trades included in the Census of Business recorded receipts totaling \$1.9 million in 1948 compared with \$0.2 million in 1939.

Employment in the parish also rose over the 9-year period between 1939 and 1948 for the above trades. Establishments in these trades reported a combined total of 3,418 paid employees for the workweek ended nearest November 15, 1948. This compared with a total of 1,228 employees reported for the week of November 15, 1939.

These preliminary figures have been derived from a Census report on Jefferson Parish, Louisiana, which also includes data for the cities of Gretna and Westwego. Final figures, superseding the preliminary data for Jefferson Parish, will be included in a Bulletin for the State of Louisiana to be issued in several months. Similar data will be made available this year in preliminary and final form for each of the parishes, counties, and States. A single copy of the preliminary release for Jefferson Parish as well as an order blank for other area releases may be obtained by writing to the Bureau of the Census, Washington 25, D. C.

Table 1.—CENSUS OF BUSINESS PRELIMINARY RESULTS FOR 1948, BY TRADE GROUP

JEFFERSON PARISH, LA.

Trade group and kind of business	Number of establishments	1948 sales and receipts (Thousand dollars)	Active proprietors of unincorporated businesses Nov. 1948	Paid employees, workweek ended nearest Nov. 15, 1948	
				Total employees ¹	Full workweek employees
RETAIL TRADE, total	925	41,413	883	2,474	2,185
Food group.....	377	11,577	364	288	241
Eating and drinking places.....	257	6,979	261	987	866
General merchandise grp, general stores	39	2,141	31	142	110
Apparel group.....	21	682	22	41	38
Furniture-home furnishgs-appliance grp	29	2,842	24	112	112
Automotive group.....	21	4,485	18	198	180
Gasoline service stations.....	72	3,464	64	162	140
Lumber-building-hardware group.....	44	4,383	42	257	232
Drug and proprietary stores.....	25	1,493	25	122	107
All other retail stores.....	40	3,367	32	165	159
WHOLESALE TRADE, total	68	32,159	48	695	x
Merchant wholesalers.....	49	22,396	32	457	x
Other types of wholesale.....	19	9,763	16	238	x
SELECTED SERVICE TRADES²	156	1,948	167	249	237
TOURIST COURTS AND CAMPS	37	670	32	106	104
AMUSEMENTS	24	803	21	198	x

x Not available.

¹/ Includes employees paid for less than the full workweek.

²/ See General Description on last page for changes from the 1939 Census of Business in the coverage of Service Trades.

Table 2.—CENSUS OF BUSINESS PRELIMINARY RESULTS FOR 1948 FOR CITIES OF 2,500 INHABITANTS OR MORE

JEFFERSON PARISH, LA.

(Data omitted for trade groups where necessary to avoid disclosure)

City and trade group ¹	Number of establishments	1948 sales and receipts (Thousand dollars)	Active proprietors of unincorporated businesses Nov. 1948	Paid employees, workweek ended nearest Nov. 15, 1948	
				Total employees ²	Full workweek employees
Gretna:					
Retail trade.....	176	9,800	158	492	432
Selected service trades...	21	201	22	43	42
Westwego:					
Retail trade.....	103	3,205	102	163	146
Selected service trades...	18	147	19	22	22
Remainder of parish: ^{3/}					
Retail trade.....	646	28,408	623	1,819	1,607
Selected service trades...	117	1,600	126	184	173
Tourist courts and camps..	37	670	32	106	104

1/ See General Description on this page for changes from the 1939 Census of Business in the coverage of Service Trades.

2/ Includes employees paid for less than the full workweek.

3/ Includes figures for establishments not located in cities of 2,500 inhabitants or more.

GENERAL DESCRIPTION OF PRELIMINARY RELEASES FOR THE 1948 CENSUS OF BUSINESS

This series of releases, of which one is planned for each county in the United States, presents preliminary results of the 1948 Census of Business. The information is based on reports submitted by business establishments for that Census. The figures shown are preliminary, and are subject to revision in the final Census publications, but the changes are expected to be relatively minor with respect to coverage. The final Census figures will be issued in a series of Business Census bulletins which will show additional detailed kind-of-business information for all places where there are a sufficient number of establishments.

The 1948 Census of Business was taken under the provision of the Act of June 19, 1948, which provides that the Business Census be taken for 1948 and for each fifth year thereafter. Previous Business Censuses were taken for the years 1929, 1933, 1935, and 1939.

Scope of the Census.—The 1948 Census of Business covered all establishments in the following trades, as defined by the Standard Industrial Classification Manual, May 1949 issue, of the Executive Office of the President: all retail trades; all wholesale trades; all service trades in the following four groups—personal services, business services, automobile repairs and services, and miscellaneous repair services; hotels; tourist courts and camps; and amusements, including motion picture theaters. Some important services not covered are radio broadcasting and television, medical and health, legal, educational, nonprofit, accounting, and domestic services.

This coverage is similar to that of the 1939 Business Census. However, "custom trades" and "services incidental to transportation," which are no longer included in the standard classification of the service trades, are not covered by the 1948 Census. In a number of localities, these exclusions as well as other changes in the standard classification may have

a considerable effect in comparing 1948 with 1939 data, particularly with respect to establishment count.

Establishment definition.—For Census purposes, a business establishment is defined to include only enterprises conducted from a recognizable place of business, provided that the annual sales were in excess of \$5,000 for a wholesale trade establishment and \$500 for establishments in other trades. A detailed analysis of coverage will be provided in future Census of Business publications.

"Number of establishments" is the number of separate business locations, rather than the number of business companies or organizations, since the Census figures represent information reported separately for each business location or establishment. The establishment count reflects the number of places in business at the end of 1948 excluding administrative and executive offices of multiunit organizations, and "chain store" warehouses.

Sales and receipts.—"1948 sales and receipts" represents sales of merchandise and receipts from repairs and other services to customers. The figures reflect deductions for returned goods and allowances, but not for trade-in allowances; they exclude sales and excise taxes collected from customers and paid directly to any taxing agency.

Proprietors.—"Active proprietors..." represents owners and partners of unincorporated businesses who devoted the major portion of their time to the business in November 1948.

Employment.—"Number of paid employees..." represents all employees on the pay roll for the pay period ending nearest November 15, 1948. "Full workweek" employees, whether regular or seasonal, are those who in the November 15 pay period were paid for working at least the number of hours typically worked in a week by employees of the reporting establishment.

1948 CENSUS OF BUSINESS

U. S. DEPARTMENT OF COMMERCE
BUREAU OF THE CENSUS

RETAIL, WHOLESALE, SERVICE TRADES

PRELIMINARY

For Release April 10, 1950

Release Series BC-1P-17-027

JEFFERSON DAVIS PARISH, LA.

Retail, wholesale, and service establishments located in Jefferson Davis Parish, Louisiana, showed a substantial expansion in dollar volume of trade from 1939 to 1948 according to preliminary figures from the 1948 Census of Business released today by the Bureau of the Census, U. S. Department of Commerce.

Retail sales in the parish during 1948 aggregated \$17.6 million, an increase of 291 percent over the \$4.5 million in 1939, when the preceding Census of Business was taken. Wholesale sales in the parish reached a total of \$15.3 million in 1948 as compared with \$3.0 million in 1939. The service trades included in the Census of Business recorded receipts totaling \$475,000 in 1948 compared with \$130,000 in 1939.

Employment in the parish also rose over the 9-year period between 1939 and 1948 for the above trades. Establishments in these trades reported a combined total of 1,157 paid employees for the workweek ended nearest November 15, 1948. This compared with a total of 822 employees reported for the week of November 15, 1939.

These preliminary figures have been derived from a Census report on Jefferson Davis Parish, Louisiana, which also includes data for the city of Jennings. Final figures, superseding the preliminary data for Jefferson Davis Parish, will be included in a Bulletin for the State of Louisiana to be issued in several months. Similar data will be made available this year in preliminary and final form for each of the parishes, counties, and States. A single copy of the preliminary release for Jefferson Davis Parish as well as an order blank for other area releases may be obtained by writing to the Bureau of the Census, Washington 25, D. C.

Table 1.—CENSUS OF BUSINESS PRELIMINARY RESULTS FOR 1948, BY TRADE GROUP

JEFFERSON DAVIS PARISH, LA.

Trade group and kind of business	Number of establishments	1948 sales and receipts (Thousand dollars)	Active proprietors of unincorporated businesses Nov. 1948	Paid employees, workweek ended nearest Nov. 15, 1948	
				Total employees ¹	Full workweek employees
RETAIL TRADE, total.....	355	17,575	337	927	826
Food group.....	147	3,586	140	116	93
Eating and drinking places.....	55	793	58	126	112
General merchandise grp, general stores.....	12	783	11	70	55
Apparel group.....	19	888	19	48	37
Furniture-home furnishgs-appliance grp.....	13	740	12	38	30
Automotive group.....	15	4,194	13	176	176
Gasoline service stations.....	29	946	29	71	67
Lumber-building-hardware group.....	28	3,588	21	166	155
Drug and proprietary stores.....	7	342	6	22	21
All other retail stores.....	30	1,715	28	94	80
WHOLESALE TRADE.....	38	15,324	26	140	x
SELECTED SERVICE TRADES, ² /total.....	70	475	72	90	87
Personal services.....	45	324	45	81	79
All other service trades.....	25	151	27	9	8

x Not available.

1/ Includes employees paid for less than the full workweek.

2/ See General Description on last page for changes from the 1939 Census of Business in the coverage of Service Trades.

Table 2.—CENSUS OF BUSINESS PRELIMINARY RESULTS FOR 1948 FOR CITIES OF 2,500 INHABITANTS OR MORE

JEFFERSON DAVIS PARISH, LA.

(Data omitted for trade groups where necessary to avoid disclosure)

City and trade group ¹	Number of establishments	1948 sales and receipts (Thousand dollars)	Active proprietors of unincorporated businesses Nov. 1948	Paid employees, workweek ended nearest Nov. 15, 1948	
				Total employees ²	Full workweek employees
Jennings:					
Retail trade.....	151	10,322	138	566	510
Selected service trades....	35	302	35	63	61
Remainder of county:					
Retail trade.....	204	7,253	199	361	316
Selected service trades....	35	173	37	27	26

1/ See General Description on this page for changes from the 1939 Census of Business in the coverage of Service Trades.

2/ Includes employees paid for less than the full workweek.

GENERAL DESCRIPTION OF PRELIMINARY RELEASES FOR THE 1948 CENSUS OF BUSINESS

This series of releases, of which one is planned for each county in the United States, presents preliminary results of the 1948 Census of Business. The information is based on reports submitted by business establishments for that Census. The figures shown are preliminary, and are subject to revision in the final Census publications, but the changes are expected to be relatively minor with respect to coverage. The final Census figures will be issued in a series of Business Census bulletins which will show additional detailed kind-of-business information for all places where there are a sufficient number of establishments.

The 1948 Census of Business was taken under the provision of the Act of June 19, 1948, which provides that the Business Census be taken for 1948 and for each fifth year thereafter. Previous Business Censuses were taken for the years 1929, 1933, 1935, and 1939.

Scope of the Census.—The 1948 Census of Business covered all establishments in the following trades, as defined by the Standard Industrial Classification Manual, May 1949 issue, of the Executive Office of the President: all retail trades; all wholesale trades; all service trades in the following four groups—personal services, business services, automobile repairs and services, and miscellaneous repair services; hotels; tourist courts and camps; and amusements, including motion picture theaters. Some important services not covered are radio broadcasting and television, medical and health, legal, educational, nonprofit, accounting, and domestic services.

This coverage is similar to that of the 1939 Business Census. However, "custom trade" and "services incidental to transportation," which are no longer included in the standard classification of the service trades, are not covered by the 1948 Census. In a number of localities, these exclusions as well as other changes in the standard classification may have

a considerable effect in comparing 1948 with 1939 data, particularly with respect to establishment count.

Establishment definition.—For Census purposes, a business establishment is defined to include only enterprises conducted from a recognizable place of business, provided that the annual sales were in excess of \$5,000 for a wholesale trade establishment and \$500 for establishments in other trades. A detailed analysis of coverage will be provided in future Census of Business publications.

"Number of establishments" is the number of separate business locations, rather than the number of business companies or organizations, since the Census figures represent information reported separately for each business location or establishment. The establishment count reflects the number of places in business at the end of 1948 excluding administrative and executive offices of multiunit organizations, and "chain store" warehouses.

Sales and receipts.—"1948 sales and receipts" represents sales of merchandise and receipts from repairs and other services to customers. The figures reflect deductions for returned goods and allowances, but not for trade-in allowances; they exclude sales and excise taxes collected from customers and paid directly to any taxing agency.

Proprietors.—"Active proprietors..." represents owners and partners of unincorporated businesses who devoted the major portion of their time to the business in November 1948.

Employment.—"Number of paid employees..." represents all employees on the pay roll for the pay period ending nearest November 15, 1948. "Full workweek" employees, whether regular or seasonal, are those who in the November 15 pay period were paid for working at least the number of hours typically worked in a week by employees of the reporting establishment.

1948 CENSUS OF BUSINESS

RETAIL, WHOLESALE, SERVICE TRADES

U. S. DEPARTMENT OF COMMERCE
BUREAU OF THE CENSUS

PRELIMINARY

For Release April 20, 1950

Release Series BC-1P-17-028

LAFAYETTE PARISH, LA.

Retail, wholesale, and service establishments located in Lafayette Parish, Louisiana, showed a substantial expansion in dollar volume of trade from 1939 to 1948 according to preliminary figures from the 1948 Census of Business released today by the Bureau of the Census, U. S. Department of Commerce.

Retail sales in the parish during 1948 aggregated \$33.3 million, an increase of 292 percent over the \$8.5 million in 1939, when the preceding Census of Business was taken. Wholesale sales in the parish reached a total of \$30.1 million in 1948 as compared with \$7.1 million in 1939. The service trades included in the Census of Business recorded receipts totaling \$1.6 million in 1948 compared with \$0.4 million in 1939.

Employment in the parish also rose over the 9-year period between 1939 and 1948 for the above trades. Establishment in these trades reported a combined total of 3,471 paid employees for the workweek ended nearest November 15, 1948. This compared with a total of 1,880 employees reported for the week of November 15, 1939.

These preliminary figures have been derived from a Census report on Lafayette Parish, Louisiana, which also includes data for the city of Lafayette. Final figures, superseding the preliminary data for Lafayette Parish, will be included in a Bulletin for the State of Louisiana to be issued in several months. Similar data will be made available this year in preliminary and final form for each of the parishes, counties, and States. A single copy of the preliminary release for Louisiana Parish as well as an order blank for other area releases may be obtained by writing to the Bureau of the Census, Washington 25, D. C.

Table 1.—CENSUS OF BUSINESS PRELIMINARY RESULTS FOR 1948, BY TRADE GROUP

LAFAYETTE PARISH, LA.

Trade group and kind of business	Number of establishments	1948 sales and receipts (Thousand dollars)	Active proprietors of unincorporated businesses Nov. 1948	Paid employees, workweek ended nearest Nov. 15, 1948	
				Total employees ¹	Full workweek employees
RETAIL TRADE, total.....	714	33,263	659	2,195	2,049
Food group.....	278	5,120	263	187	165
Eating and drinking places	160	3,159	158	487	445
General merchandise grp, general stores.	50	5,128	49	414	400
Apparel group.....	24	2,725	16	146	140
Furniture-home furnishgs-appliance grp.	26	2,024	22	87	86
Automotive group.....	31	6,603	26	323	307
Gasoline service stations.....	46	1,451	47	123	105
Lumber-building-hardware group.....	28	3,999	19	205	189
Drug and proprietary stores.....	16	787	13	93	91
All other retail stores.....	55	2,267	46	130	121
WHOLESALE TRADE, total.....	116	30,110	73	926	x
Merchant wholesalers, total.....	64	18,225	45	439	x
Groceries, foods.....	17	7,626	16	185	x
Hardware, elec'l, plum'g and heat'g..	5	2,156	-	30	x
Mach'y, equip't, industrial supplies..	9	520	7	33	x
Automotive parts, accessories.....	5	1,017	3	46	x
All other merchant wholesalers.....	28	6,906	19	145	x
Petroleum bulk plants, terminals.....	11	2,973	8	66	x
Assemblers of farm products.....	30	5,874	17	355	x
Other types of wholesale.....	11	3,038	3	66	x
SELECTED SERVICE TRADES, ² /total.....	172	1,636	181	350	341
Personal services.....	101	896	110	261	254
Business services.....	12	221	10	44	43
Automotive repairs and services.....	28	228	31	23	22
Other repair services.....	31	291	30	22	22
TOURIST COURTS AND CAMPS.....	7	113	4	17	17
AMUSEMENTS.....	26	665	15	118	x

x Not available.

¹/ Includes employees paid for less than the full workweek.²/ See General Description on last page for changes from the 1939 Census of Business in the coverage of Service Trades.

Table 2.—CENSUS OF BUSINESS PRELIMINARY RESULTS FOR 1948 FOR CITIES OF 2,500 INHABITANTS OR MORE

LAFAYETTE PARISH, LA.

(Data omitted for trade groups where necessary to avoid disclosure)

City and trade group ¹	Number of establishments	1948 sales and receipts (Thousand dollars)	Active proprietors of unincorporated businesses Nov. 1948	Paid employees, workweek ended nearest Nov. 15, 1948	
				Total employees ²	Full workweek employees
Lafayette:					
Retail trade.....	429	25,661	386	1,800	1,698
Wholesale trade.....	77	21,150	51	526	x
Selected service trades....	138	1,435	146	314	305
Remainder of parish:					
Retail trade.....	285	6,602	273	395	351
Wholesale trade.....	39	8,960	22	400	x
Selected service trades....	34	201	35	36	36

x Not available.

1/ See General Description on this page for changes from the 1939 Census of Business in the coverage of Service Trades.

2/ Includes employees paid for less than the full workweek.

GENERAL DESCRIPTION OF PRELIMINARY RELEASES FOR THE 1948 CENSUS OF BUSINESS

This series of releases, of which one is planned for each county in the United States, presents preliminary results of the 1948 Census of Business. The information is based on reports submitted by business establishments for that Census. The figures shown are preliminary, and are subject to revision in the final Census publications, but the changes are expected to be relatively minor with respect to coverage. The final Census figures will be issued in a series of Business Census bulletins which will show additional detailed kind-of-business information for all places where there are a sufficient number of establishments.

The 1948 Census of Business was taken under the provision of the Act of June 19, 1948, which provides that the Business Census be taken for 1948 and for each fifth year thereafter. Previous Business Censuses were taken for the years 1929, 1933, 1935, and 1939.

Scope of the Census.—The 1948 Census of Business covered all establishments in the following trades, as defined by the Standard Industrial Classification Manual, May 1949 issue, of the Executive Office of the President: all retail trades; all wholesale trades; all service trades in the following four groups—personal services, business services, automobile repairs and services, and miscellaneous repair services; hotels; tourist courts and camps; and amusements, including motion picture theaters. Some important services not covered are radio broadcasting and television, medical and health, legal, educational, nonprofit, accounting, and domestic services.

This coverage is similar to that of the 1939 Business Census. However, "custom trades" and "services incidental to transportation," which are no longer included in the standard classification of the service trades, are not covered by the 1948 Census. In a number of localities, these exclusions as well as

other changes in the standard classification may have a considerable effect in comparing 1948 with 1939 data, particularly with respect to establishment count.

Establishment definition.—For Census purposes, a business establishment is defined to include only enterprises conducted from a recognizable place of business, provided that the annual sales were in excess of \$5,000 for a wholesale trade establishment and \$500 for establishments in other trades. A detailed analysis of coverage will be provided in future Censuses of Business publications.

"Number of establishments" is the number of separate business locations, rather than the number of business companies or organizations, since the Census figures represent information reported separately for each business location or establishment. The establishment count reflects the number of places in business at the end of 1948 excluding administrative and executive offices of multinational organizations, and "chain store" warehouses.

Sales and receipts.—"1948 sales and receipts" represents sales of merchandise and receipts from repairs and other services to customers. The figures reflect deductions for returned goods and allowances, but not for trade-in allowances; they exclude sales and excise taxes collected from customers and paid directly to any taxing agency.

Proprietors.—"Active proprietors..." represents owners and partners of unincorporated businesses who devoted the major portion of their time to the business in November 1948.

Employment.—"Number of paid employees..." represents all employees on the pay roll for the pay period ending nearest November 15, 1948. "Full workweek" employees, whether regular or seasonal, are those who in the November 15 pay period were paid for working at least the number of hours typically worked in a week by employees of this reporting establishment.

1948 CENSUS OF BUSINESS

RETAIL, WHOLESALE, SERVICE TRADES

U. S. DEPARTMENT OF COMMERCE
BUREAU OF THE CENSUS

PRELIMINARY

For Release April 13, 1950

Release Series BC-1P-17-029

LAFOURCHE PARISH, LA.

Retail, wholesale, and service establishments located in Lafourche Parish, Louisiana, showed a substantial expansion in dollar volume of trade from 1939 to 1948 according to preliminary figures from the 1948 Census of Business released today by the Bureau of the Census, U. S. Department of Commerce.

Retail sales in the parish during 1948 aggregated \$25.3 million, an increase of 251 percent over the \$7.2 million in 1939, when the preceding Census of Business was taken. Wholesale sales in the parish reached a total of \$15.5 million in 1948 as compared with \$4.1 million in 1939. The service trades included in the Census of Business recorded receipts totaling \$962,000 in 1948 compared with \$65,000 in 1939.

Employment in the parish also rose over the 9-year period between 1939 and 1948 for the above trades. Establishments in these trades reported a combined total of 1,835 paid employees for the workweek ended nearest November 15, 1948. This compared with a total of 910 employees reported for the week of November 15, 1939.

These preliminary figures have been derived from a Census report on Lafourche Parish, Louisiana, which also includes data for the city of Thibodaux. Final figures, superseding the preliminary data for Lafourche Parish, will be included in a Bulletin for the State of Louisiana to be issued in several months. Similar data will be made available this year in preliminary and final form for each of the parishes, counties, and States. A single copy of the preliminary release for Lafourche Parish as well as an order blank for other area releases may be obtained by writing to the Bureau of the Census, Washington 25, D. C.

Table 1.—CENSUS OF BUSINESS PRELIMINARY RESULTS FOR 1948, BY TRADE GROUP
LAFOURCHE PARISH, LA.

Trade group and kind of business	Number of establishments	1948 sales and receipts (Thousand dollars)	Active proprietors of unincorporated businesses Nov. 1948	Paid employees, workweek ended nearest Nov. 15, 1948	
				Total employees ¹	Full workweek employees
RETAIL TRADE, total.....	564	25,251	512	1,259	1,170
Food group.....	221	5,781	195	156	138
Eating and drinking places.....	122	2,428	112	251	232
General merchandise grp,general stores.	45	3,378	33	177	152
Apparel group.....	24	1,100	23	56	53
Furniture-home furnishgs-appliance grp.	22	1,350	19	72	72
Automotive group.....	17	3,767	22	234	230
Gasoline service stations.....	47	1,406	48	70	63
Lumber-building-hardware group.....	25	4,226	23	137	128
Drug and proprietary stores.....	15	613	13	63	59
All other retail stores.....	26	1,202	24	43	43
WHOLESALE TRADE, total.....	52	15,535	55	437	x
Merchant wholesalers.....	21	6,786	29	134	x
Assemblers of farm products.....	13	5,099	13	254	x
Other types of wholesalers.....	18	3,650	13	49	x
SELECTED SERVICE TRADES, ² /total.....	98	962	107	139	132
Personal services.....	63	378	67	83	79
All other service trades.....	35	584	40	56	53
AMUSEMENTS.....	14	354	7	56	x

x Not available.

¹/ Includes employees paid for less than the full workweek.

²/ See General Description on last page for changes from the 1939 Census of Business in the coverage of Service Trades.

Table 2.—CENSUS OF BUSINESS PRELIMINARY RESULTS FOR 1948 FOR CITIES OF 2,500 INHABITANTS OR MORE

LAFOURCHE PARISH, LA.

(Data omitted for trade groups where necessary to avoid disclosure)

City and trade group ¹	Number of establishments	1948 sales and receipts (Thousand dollars)	Active proprietors of unincorporated businesses Nov. 1948	Paid employees, workweek ended nearest Nov. 15, 1948	
				Total employees ²	Full workweek employees
Thibodaux:					
Retail trade.....	155	11,238	155	681	628
Wholesale trade.....	21	6,597	25	142	x
Selected service trades....	37	391	39	75	70
Amusements.....	7	201	4	26	x
Remainder of Parish:					
Retail trade.....	409	14,013	357	578	542
Wholesale trade.....	31	8,938	30	295	x
Selected service trades....	61	571	68	64	62
Amusements.....	7	153	3	30	x

x Not available

1/ See General Description on this page for changes from the 1939 Census of Business in the coverage of Service Trades.

2/ Includes employees paid for less than the full workweek.

GENERAL DESCRIPTION OF PRELIMINARY RELEASES FOR THE 1948 CENSUS OF BUSINESS

This series of releases, of which one is planned for each county in the United States, presents preliminary results of the 1948 Census of Business. The information is based on reports submitted by business establishments for that Census. The figures shown are preliminary, and are subject to revision in the final Census publications, but the changes are expected to be relatively minor with respect to coverage. The final Census figures will be issued in a series of Business Census bulletins which will show additional detailed kind-of-business information for all places where there are a sufficient number of establishments.

The 1948 Census of Business was taken under the provision of the Act of June 19, 1948, which provides that the Business Census be taken for 1948 and for each fifth year thereafter. Previous Business Censuses were taken for the years 1929, 1933, 1935, and 1939.

Scope of the Census.—The 1948 Census of Business covered all establishments in the following trades, as defined by the Standard Industrial Classification Manual, May 1949 issue, of the Executive Office of the President: all retail trades; all wholesale trades; all service trades in the following four groups—personal services, business services, automobile repairs and services, and miscellaneous repair services; hotels; tourist courts and camps; and amusements, including motion picture theaters. Some important services not covered are radio broadcasting and television, medical and health, legal, educational, nonprofit, accounting, and domestic services.

This coverage is similar to that of the 1939 Business Census. However, "custom trades" and "services incidental to transportation," which are no longer included in the standard classification of the service trades, are not covered by the 1948 Census. In a number of localities, these exclusions as well as other changes in the standard classification may have

a considerable effect in comparing 1948 with 1939 data, particularly with respect to establishment count.

Establishment definition.—For Census purposes, a business establishment is defined to include only enterprises conducted from a recognizable place of business, provided that the annual sales were in excess of \$5,000 for a wholesale trade establishment and \$500 for establishments in other trades. A detailed analysis of coverage will be provided in future Census of Business publications.

"Number of establishments" is the number of separate business locations, rather than the number of business companies or organizations, since the Census figures represent information reported separately for each business location or establishment. The establishment count reflects the number of places in business at the end of 1948 excluding administrative and executive offices of multiunit organizations, and "chain store" warehouses.

Sales and receipts.—"1948 sales and receipts" represents sales of merchandise and receipts from repairs and other services to customers. The figures reflect deductions for returned goods and allowances, but not for trade-in allowances; they exclude sales and excise taxes collected from customers and paid directly to any taxing agency.

Proprietors.—"Active proprietors..." represents owners and partners of unincorporated businesses who devoted the major portion of their time to the business in November 1948.

Employment.—"Number of paid employees..." represents all employees on the pay roll for the pay period ending nearest November 15, 1948. "Full workweek" employees, whether regular or seasonal, are those who in the November 15 pay period were paid for working at least the number of hours typically worked in a week by employees of the reporting establishment.

1948 CENSUS OF BUSINESS

U. S. DEPARTMENT OF COMMERCE
BUREAU OF THE CENSUS

RETAIL, WHOLESALE, SERVICE TRADES

PRELIMINARY

For Release April 10, 1950

Release Series BC-1P-17-030

LA SALLE PARISH, LA.

Retail and service establishments located in La Salle Parish, Louisiana, showed a substantial expansion in dollar volume of trade from 1939 to 1948 according to preliminary figures from the 1948 Census of Business released today by the Bureau of the Census, U. S. Department of Commerce.

Retail sales in the parish during 1948 aggregated \$6.4 million, an increase of 220 percent over the \$2.0 million in 1939, when the preceding Census of Business was taken. The service trades included in the Census of Business recorded receipts totaling \$145,000 in 1948 compared with \$49,000 in 1939.

Employment in the parish also rose over the 9-year period between 1939 and 1948 for the above trades. Establishments in these trades reported a combined total of 278 paid employees for the workweek ended nearest November 15, 1948. This compared with a total of 175 employees reported for the week of November 15, 1939.

These preliminary figures have been derived from a Census report on La Salle Parish, Louisiana. Final figures, superseding the preliminary data for La Salle Parish will be included in a Bulletin for the State of Louisiana to be issued in several months. Similar data will be made available this year in preliminary and final form for each of the parishes, counties, and States. A single copy of the preliminary release for La Salle Parish as well as an order blank for other area releases may be obtained by writing to the Bureau of the Census, Washington 25, D. C.

Table 1.—CENSUS OF BUSINESS PRELIMINARY RESULTS FOR 1948, BY TRADE GROUP

LA SALLE PARISH, LA.

Trade group and kind of business	Number of establishments	1948 sales and receipts (Thousand dollars)	Active proprietors of unincorporated businesses Nov. 1948	Paid employees, workweek ended nearest Nov. 15, 1948	
				Total employees ¹	Full workweek employees
RETAIL TRADE, total.....	151	6,352	149	256	220
Food group.....	57	1,601	55	24	20
Eating and drinking places.....	22	230	22	26	18
General merchandise grp, general stores	14	1,166	12	47	44
Automotive group.....	12	1,955	13	85	84
Gasoline service stations.....	16	326	16	17	14
Lumber-building-hardware group.....	11	542	12	18	17
All other retail stores.....	19	532	19	39	23
SELECTED SERVICE TRADES, ^{2/} total.....	26	145	27	22	19
Personal services.....	19	125	20	21	18
All other service trades.....	7	20	7	1	1

^{1/} Includes employees paid for less than the full workweek.

^{2/} See General Description on this page for changes from the 1939 Census of Business in the coverage of Service Trades.

GENERAL DESCRIPTION OF PRELIMINARY RELEASES FOR THE 1948 CENSUS OF BUSINESS

This series of releases, of which one is planned for each county in the United States, presents preliminary results of the 1948 Census of Business. The information is based on reports submitted by business establishments for that Census. The figures shown are preliminary, and are subject to revision in the final Census publications, but the changes are expected to be relatively minor with respect to coverage. The final Census figures will be issued in a series of Business Census bulletins which will show additional detailed kind-of-business information for all places where there are a sufficient number of establishments.

The 1948 Census of Business was taken under the provision of the Act of June 19, 1948, which provides that the Business Census be taken for 1948 and for each fifth year thereafter. Previous Business Censuses were taken for the years 1929, 1933, 1935, and 1939.

Scope of the Census.—The 1948 Census of Business covered all establishments in the following trades, as defined by the Standard Industrial Classification Manual, May 1949 issue, of the Executive Office of the President: all retail trades; all wholesale trades; all service trades in the following four groups—personal services, business services, automobile repairs and services, and miscellaneous repair services; hotels; tourist courts and camps; and amusements, including motion picture theaters. Some important services not covered are radio broadcasting and television, medical and health, legal, educational, nonprofit, accounting, and domestic services.

This coverage is similar to that of the 1939 Business Census. However, "custom trades" and "services incidental to transportation," which are no longer included in the standard classification of the service trades, are not covered by the 1948 Census. In a number of localities, these exclusions as well as

other changes in the standard classification may have a considerable effect in comparing 1948 with 1939 data, particularly with respect to establishment count.

Establishment definition.—For Census purposes, a business establishment is defined to include only enterprises conducted from a recognizable place of business, provided that the annual sales were in excess of \$5,000 for a wholesale trade establishment and \$500 for establishments in other trades. A detailed analysis of coverage will be provided in future Census of Business publications.

"Number of establishments" is the number of separate business locations, rather than the number of business companies or organizations, since the Census figures represent information reported separately for each business location or establishment. The establishment count reflects the number of places in business at the end of 1948 excluding administrative and executive offices of multiunit organizations, and "chain store" warehouses.

Sales and receipts.—"1948 sales and receipts" represents sales of merchandise and receipts from repairs and other services to customers. The figures reflect deductions for returned goods and allowances, but not for trade-in allowances; they exclude sales and excise taxes collected from customers and paid directly to any taxing agency.

Proprietors.—"Active proprietors..." represents owners and partners of unincorporated businesses who devoted the major portion of their time to the business in November 1948.

Employment.—"Number of paid employees..." represents all employees on the pay roll for the pay period ending nearest November 15, 1948. "Full workweek" employees, whether regular or seasonal, are those who in the November 15 pay period were paid for working at least the number of hours typically worked in a week by employees of the reporting establishment.

1948 CENSUS OF BUSINESS

RETAIL, WHOLESALE, SERVICE TRADES

U. S. DEPARTMENT OF COMMERCE
BUREAU OF THE CENSUS

PRELIMINARY

For Release April 10, 1950

Release Series BC-1P-17-031

LINCOLN PARISH, LA.

Retail, wholesale, and service establishments located in Lincoln Parish, Louisiana, showed a substantial expansion in dollar volume of trade from 1939 to 1948 according to preliminary figures from the 1948 Census of Business released today by the Bureau of the Census, U. S. Department of Commerce.

Retail sales in the parish during 1948 aggregated \$12.1 million, an increase of 246 percent over the \$3.5 million in 1939, when the preceding Census of Business was taken. Wholesale sales in the parish reached a total of \$6.4 million in 1948 as compared with \$2.7 million in 1939. The service trades included in the Census of Business recorded receipts totaling \$578,000 in 1948 compared with \$205,000 in 1939.

Employment in the parish also rose over the 9-year period between 1939 and 1948 for the above trades. Establishments in these trades reported a combined total of 981 paid employees for the workweek ended nearest November 15, 1948. This compared with a total of 618 employees reported for the week of November 15, 1939.

These preliminary figures have been derived from a Census report on Lincoln Parish, Louisiana, which also includes data for the city of Ruston. Final figures, superseding the preliminary data for Lincoln Parish, will be included in a Bulletin for the State of Louisiana to be issued in several months. Similar data will be made available this year in preliminary and final form for each of the parishes, counties, and States. A single copy of the preliminary release for Lincoln Parish as well as an order blank for other area releases may be obtained by writing to the Bureau of the Census, Washington 25, D. C.

Table 1.—CENSUS OF BUSINESS PRELIMINARY RESULTS FOR 1948, BY TRADE GROUP

LINCOLN PARISH, LA.

Trade group and kind of business	Number of establishments	1948 sales and receipts (Thousand dollars)	Active proprietors of unincorporated businesses Nov. 1948	Paid employees, workweek ended nearest Nov. 15, 1948	
				Total employees ¹	Full workweek employees
RETAIL TRADE, total.....	217	12,102	213	709	596
Food group.....	67	2,164	71	66	52
Eating and drinking places.....	26	594	28	146	120
General merchandise grp, general stores.....	21	1,855	14	134	107
Apparel group.....	12	598	10	31	28
Furniture-home furnishgs-appliance grp.....	12	1,003	11	50	42
Automotive group.....	18	2,991	20	123	123
Gasoline service stations.....	34	1,197	33	80	52
Lumber-building-hardware group.....	6	667	7	24	23
Drug and proprietary stores.....	8	363	6	27	26
All other retail stores.....	13	670	13	28	23
WHOLESALE TRADE.....	16	6,352	9	135	x
SELECTED SERVICE TRADES, ² total.....	42	578	42	137	125
Personal services.....	32	514	32	130	119
All other service trades.....	10	64	10	7	6

x Not available.

¹/ Includes employees paid for less than the full workweek.

²/ See General Description on last page for changes from the 1939 Census of Business in the coverage of Service Trades.

Table 2.—CENSUS OF BUSINESS PRELIMINARY RESULTS FOR 1948 FOR CITIES OF 2,500 INHABITANTS OR MORE
LINCOLN PARISH, LA.

(Data omitted for trade groups where necessary to avoid disclosure)

City and trade group ¹	Number of establishments	1948 sales and receipts (Thousand dollars)	Active proprietors of unincorporated businesses Nov. 1948	Paid employees, workweek ended nearest Nov. 15, 1948	
				Total employees ²	Full workweek employees
Ruston:					
Retail trade.....	138	10,273	131	649	546
Selected service trades...	32	550	30	133	123
Remainder of county:					
Retail trade.....	79	1,829	82	60	50
Selected service trades...	10	28	12	4	2

1/ See General Description on this page for changes from the 1939 Census of Business in the coverage of Service Trades.

2/ Includes employees paid for less than the full workweek.

GENERAL DESCRIPTION OF PRELIMINARY RELEASES FOR THE 1948 CENSUS OF BUSINESS

This series of releases, of which one is planned for each county in the United States, presents preliminary results of the 1948 Census of Business. The information is based on reports submitted by business establishments for that Census. The figures shown are preliminary, and are subject to revision in the final Census publications, but the changes are expected to be relatively minor with respect to coverage. The final Census figures will be issued in a series of Business Census bulletins which will show additional detailed kind-of-business information for all places where there are a sufficient number of establishments.

The 1948 Census of Business was taken under the provision of the Act of June 19, 1948, which provides that the Business Census be taken for 1948 and for each fifth year thereafter. Previous Business Censuses were taken for the years 1929, 1933, 1935, and 1939.

Scope of the Census.—The 1948 Census of Business covered all establishments in the following trades, as defined by the Standard Industrial Classification Manual, May 1949 issue, of the Executive Office of the President: all retail trades; all wholesale trades; all service trades in the following four groups—personal services, business services, automobile repairs and services, and miscellaneous repair services; hotels; tourist courts and camps; and amusements, including motion picture theaters. Some important services not covered are radio broadcasting and television, medical and health, legal, educational, nonprofit, accounting, and domestic services.

This coverage is similar to that of the 1939 Business Census. However, "custom trades" and "services incidental to transportation," which are no longer included in the standard classification of the service trades, are not covered by the 1948 Census. In a number of localities, these exclusions as well as other changes in the standard classification may have

a considerable effect in comparing 1948 with 1939 data, particularly with respect to establishment count.

Establishment definition.—For Census purposes, a business establishment is defined to include only enterprises conducted from a recognizable place of business, provided that the annual sales were in excess of \$5,000 for a wholesale trade establishment and \$500 for establishments in other trades. A detailed analysis of coverage will be provided in future Census of Business publications.

"Number of establishments" is the number of separate business locations, rather than the number of business companies or organizations, since the Census figures represent information reported separately for each business location or establishment. The establishment count reflects the number of places in business at the end of 1948 excluding administrative and executive offices of multiunit organizations, and "chain store" warehouses.

Sales and receipts.—"1948 sales and receipts" represents sales of merchandise and receipts from repairs and other services to customers. The figures reflect deductions for returned goods and allowances, but not for trade-in allowances; they exclude sales and excise taxes collected from customers and paid directly to any taxing agency.

Proprietors.—"Active proprietors..." represents owners and partners of unincorporated businesses who devoted the major portion of their time to the business in November 1948.

Employment.—"Number of paid employees..." represents all employees on the pay roll for the pay period ending nearest November 15, 1948. "Full workweek" employees, whether regular or seasonal, are those who in the November 15 pay period were paid for working at least the number of hours typically worked in a week by employees of the reporting establishment.

1948 CENSUS OF BUSINESS

RETAIL, WHOLESALE, SERVICE TRADES

U. S. DEPARTMENT OF COMMERCE
BUREAU OF THE CENSUS

PRELIMINARY

For Release April 10, 1950

Release Series BC-1P-17-032

LIVINGSTON PARISH, LA.

Retail, wholesale, and service establishments located in Livingston Parish, Louisiana, showed a substantial expansion in dollar volume of trade from 1939 to 1948 according to preliminary figures from the 1948 Census of Business released today by the Bureau of the Census, U. S. Department of Commerce.

Retail sales in the parish during 1948 aggregated \$7.5 million, an increase of 400 percent over the \$1.5 million in 1939, when the preceding Census of Business was taken. Wholesale sales in the parish reached a total of \$2.3 million in 1948 as compared with \$0.5 million in 1939. The service trades included in the Census of Business recorded receipts totaling \$96,000 in 1948 compared with \$14,000 in 1939.

Employment in the parish also rose over the 9-year period between 1939 and 1948 for the above trades. Establishments in these trades reported a combined total of 324 paid employees for the workweek ended nearest November 15, 1948. This compared with a total of 136 employees reported for the week of November 15, 1939.

These preliminary figures have been derived from a Census report on Livingston, Parish, Louisiana. Final figures, superseding the preliminary data for Livingston Parish, will be included in a Bulletin for the State of Louisiana to be issued in several months. Similar data will be made available this year in preliminary and final form for each of the parishes, counties, and States. A single copy of the preliminary release for Livingston Parish as well as an order blank for other area releases may be obtained by writing to the Bureau of the Census, Washington 25, D. C.

Table 1.—CENSUS OF BUSINESS PRELIMINARY RESULTS FOR 1948, BY TRADE GROUP

LIVINGSTON PARISH, LA.

Trade group and kind of business	Number of establishments	1948 sales and receipts (Thousand dollars)	Active proprietors of unincorporated businesses Nov. 1948	Paid employees, workweek ended nearest Nov. 15, 1948	
				Total employees ¹	Full workweek employees
RETAIL TRADE, total.....	242	7,466	251	280	246
Food group.....	117	2,842	121	58	41
Eating and drinking places.....	47	590	49	51	47
General merchandise grp, general stores..	20	669	22	20	18
Furniture-home furnishings-appliance grp..	7	257	11	9	8
Automotive group.....	8	1,628	6	73	73
Gasoline service stations.....	24	374	25	19	15
All other retail stores.....	19	1,106	17	50	44
WHOLESALE TRADE.....	9	2,287	6	30	x
SELECTED SERVICE TRADES, ^{2/}	27	96	28	14	11
Personal services.....	16	34	17	8	5
All other service trades.....	11	62	11	6	6

x Not available.

^{1/} Includes employees paid for less than the full workweek.

^{2/} See General Description on this page for changes from the 1939 Census of Business in the coverage of Service Trades.

GENERAL DESCRIPTION OF PRELIMINARY RELEASES FOR THE 1948 CENSUS OF BUSINESS

This series of releases, of which one is planned for each county in the United States, presents preliminary results of the 1948 Census of Business. The information is based on reports submitted by business establishments for that Census. The figures shown are preliminary, and are subject to revision in the final Census publications, but the changes are expected to be relatively minor with respect to coverage. The final Census figures will be issued in a series of Business Census bulletins which will show additional detailed kind-of-business information for all places where there are a sufficient number of establishments.

The 1948 Census of Business was taken under the provision of the Act of June 19, 1948, which provides that the Business Census be taken for 1948 and for each fifth year thereafter. Previous Business Censuses were taken for the years 1929, 1933, 1935, and 1939.

Scope of the Census.—The 1948 Census of Business covered all establishments in the following trades, as defined by the Standard Industrial Classification Manual, May 1949 issue, of the Executive Office of the President: all retail trades; all wholesale trades; all service trades in the following four groups—personal services, business services, automobile repairs and services, and miscellaneous repair services; hotels; tourist courts and camps; and amusements, including motion picture theaters. Some important services not covered are radio broadcasting and television, medical and health, legal, educational, nonprofit, accounting, and domestic services.

This coverage is similar to that of the 1939 Business Census. However, "custom trades" and "services incidental to transportation," which are no longer included in the standard classification of the service trades, are not covered by the 1948 Census. In a number of localities, these exclusions as well as

other changes in the standard classification may have a considerable effect in comparing 1948 with 1939 data, particularly with respect to establishment count.

Establishment definition.—For Census purposes, a business establishment is defined to include only enterprises conducted from a recognizable place of business, provided that the annual sales were in excess of \$5,000 for a wholesale trade establishment and \$500 for establishments in other trades. A detailed analysis of coverage will be provided in future Census of Business publications.

"Number of establishments" is the number of separate business locations, rather than the number of business companies or organizations, since the Census figures represent information reported separately for each business location or establishment. The establishment count reflects the number of places in business at the end of 1948 excluding administrative and executive offices of multiunit organizations, and "chain store" warehouses.

Sales and receipts.—"1948 sales and receipts" represents sales of merchandise and receipts from repairs and other services to customers. The figures reflect deductions for returned goods and allowances, but not for trade-in allowances; they exclude sales and excise taxes collected from customers and paid directly to any taxing agency.

Proprietors.—"Active proprietors..." represents owners and partners of unincorporated businesses who devoted the major portion of their time to the business in November 1948.

Employment.—"Number of paid employees..." represents all employees on the pay roll for the pay period ending nearest November 15, 1948. "Full workweek" employees, whether regular or seasonal, are those who in the November 15 pay period were paid for working at least the number of hours typically worked in a week by employees of the reporting establishment.

1948 CENSUS OF BUSINESS

RETAIL, WHOLESALE, SERVICE TRADES

U. S. DEPARTMENT OF COMMERCE
BUREAU OF THE CENSUS

PRELIMINARY

For Release April 10, 1950

Release Series BC-1P-17-033

MADISON PARISH, LA.

Retail and service establishments located in Madison Parish, Louisiana, showed a substantial expansion in dollar volume of trade from 1939 to 1948 according to preliminary figures from the 1948 Census of Business released today by the Bureau of the Census, U. S. Department of Commerce.

Retail sales in the parish during 1948 aggregated \$8.0 million, an increase of 208 percent over the \$2.6 million in 1939, when the preceding Census of Business was taken. The service trades included in the Census of Business recorded receipts totaling \$310,000 in 1948 compared with \$87,000 in 1939.

Employment in the parish also rose over the 9-year period between 1939 and 1948 for the above trades. Establishments in these trades reported a combined total of 506 paid employees for the workweek ended nearest November 15, 1948. This compared with a total of 426 employees reported for the week of November 15, 1939.

These preliminary figures have been derived from a Census report on Madison Parish, Louisiana, which also includes data for the city of Tallulah. Final figures, superseding the preliminary data for Madison Parish, will be included in a Bulletin for the State of Louisiana to be issued in several months. Similar data will be made available this year in preliminary and final form for each of the parishes, counties, and States. A single copy of the preliminary release for Madison Parish as well as an order blank for other area releases may be obtained by writing to the Bureau of the Census, Washington 25, D. C.

Table 1.--CENSUS OF BUSINESS PRELIMINARY RESULTS FOR 1948, BY TRADE GROUP

MADISON PARISH, LA.

Trade group and kind of business	Number of establishments	1948 sales and receipts (Thousand dollars)	Active proprietors of unincorporated businesses Nov. 1948	Paid employees, workweek ended nearest Nov. 15, 1948	
				Total employees ¹	Full workweek employees
RETAIL TRADE, total.....	179	7,962	160	427	342
Food group.....	78	1,744	74	73	47
Eating and drinking places.....	39	694	36	72	63
General merchandise grp, general stores	9	803	5	71	43
Apparel group.....	8	399	9	25	22
Automotive group.....	9	1,995	9	53	52
Gasoline service stations.....	7	318	7	23	22
Lumber-building-hardware group.....	10	940	6	47	35
All other retail stores.....	19	1,069	14	63	58
SELECTED SERVICE TRADES, ^{2/} total.....	31	310	34	79	72
Personal services.....	25	254	26	71	65
All other service trades.....	6	56	8	8	7

^{1/} Includes employees paid for less than the full workweek.

^{2/} See General Description on last page for changes from the 1939 Census of Business in the coverage of Service Trades.

Table 2.—CENSUS OF BUSINESS PRELIMINARY RESULTS FOR 1948 FOR CITIES OF 2,500 INHABITANTS OR MORE

MADISON PARISH, LA.

(Data omitted for trade groups where necessary to avoid disclosure)

City and trade group ¹	Number of establishments	1948 sales and receipts (Thousand dollars)	Active proprietors of unincorporated businesses Nov. 1948	Paid employees, workweek ended nearest Nov. 15, 1948	
				Total employees ²	Full workweek employees
Tallulah:					
Retail trade.....	145	7,180	131	379	310
Selected service trades..	31	310	34	79	72
Remainder of county:					
Retail trade.....	34	782	29	48	32

1/ See General Description on this page for changes from the 1939 Census of Business in the coverage of Service Trades.

2/ Includes employees paid for less than the full workweek.

GENERAL DESCRIPTION OF PRELIMINARY RELEASES FOR THE 1948 CENSUS OF BUSINESS

This series of releases, of which one is planned for each county in the United States, presents preliminary results of the 1948 Census of Business. The information is based on reports submitted by business establishments for that Census. The figures shown are preliminary, and are subject to revision in the final Census publications, but the changes are expected to be relatively minor with respect to coverage. The final Census figures will be issued in a series of Business Census bulletins which will show additional detailed kind-of-business information for all places where there are a sufficient number of establishments.

The 1948 Census of Business was taken under the provision of the Act of June 19, 1948, which provides that the Business Census be taken for 1948 and for each fifth year thereafter. Previous Business Censuses were taken for the years 1929, 1933, 1935, and 1939.

Scope of the Census.—The 1948 Census of Business covered all establishments in the following trades, as defined by the Standard Industrial Classification Manual, May 1949 issue, of the Executive Office of the President: all retail trades; all wholesale trades; all service trades in the following four groups—personal services, business services, automobile repairs and services, and miscellaneous repair services; hotels; tourist courts and camps; and amusements, including motion picture theaters. Some important services not covered are radio broadcasting and television, medical and health, legal, educational, nonprofit, accounting, and domestic services.

This coverage is similar to that of the 1939 Business Census. However, "custom trades" and "services incidental to transportation," which are no longer included in the standard classification of the service trades, are not covered by the 1948 Census. In a number of localities, these exclusions as well as other changes in the standard classification may have

a considerable effect in comparing 1948 with 1939 data, particularly with respect to establishment count.

Establishment definition.—For Census purposes, a business establishment is defined to include only enterprises conducted from a recognizable place of business, provided that the annual sales were in excess of \$5,000 for a wholesale trade establishment and \$500 for establishments in other trades. A detailed analysis of coverage will be provided in future Census of Business publications.

"Number of establishments" is the number of separate business locations, rather than the number of business companies or organizations, since the Census figures represent information reported separately for each business location or establishment. The establishment count reflects the number of places in business at the end of 1948 excluding administrative and executive offices of multiunit organizations, and "chain store" warehouses.

Sales and receipts.—"1948 sales and receipts" represents sales of merchandise and receipts from repairs and other services to customers. The figures reflect deductions for returned goods and allowances, but not for trade-in allowances; they exclude sales and excise taxes collected from customers and paid directly to any taxing agency.

Proprietors.—"Active proprietors..." represents owners and partners of unincorporated businesses who devoted the major portion of their time to the business in November 1948.

Employment.—"Number of paid employees..." represents all employees on the pay roll for the pay period ending nearest November 15, 1948. "Full workweek" employees, whether regular or seasonal, are those who in the November 15 pay period were paid for working at least the number of hours typically worked in a week by employees of the reporting establishment.

1948 CENSUS OF BUSINESS

U. S. DEPARTMENT OF COMMERCE
BUREAU OF THE CENSUS

RETAIL, WHOLESALE, SERVICE TRADES

PRELIMINARY

For Release April 10, 1950

Release Series BC-1P-17-034

MOREHOUSE PARISH, LA.

Retail, wholesale, and service establishments located in Morehouse Parish, Louisiana, showed a substantial expansion in dollar volume of trade from 1939 to 1948 according to preliminary figures from the 1948 Census of Business released today by the Bureau of the Census, U. S. Department of Commerce.

Retail sales in the parish during 1948 aggregated \$16.1 million, an increase of 335 percent over the \$3.7 million in 1939, when the preceding Census of Business was taken. Wholesale sales in the parish reached a total of \$3.1 million in 1948 as compared with \$0.7 million in 1939. The service trades included in the Census of Business recorded receipts totaling \$512,000 in 1948 compared with \$157,000 in 1939.

Employment in the parish also rose over the 9-year period between 1939 and 1948 for the above trades. Establishments in these trades reported a combined total of 958 paid employees for the workweek ended nearest November 15, 1948. This compared with a total of 556 employees reported for the week of November 15, 1939.

These preliminary figures have been derived from a Census report on Morehouse Parish, Louisiana, which also includes data for the city of Bastrop. Final figures, superseding the preliminary data for Morehouse Parish, will be included in a Bulletin for the State of Louisiana to be issued in several months. Similar data will be made available this year in preliminary and final form for each of the parishes, counties, and States. A single copy of the preliminary release for Morehouse Parish as well as an order blank for other area releases may be obtained by writing to the Bureau of the Census, Washington 25, D. C.

Table 1.—CENSUS OF BUSINESS PRELIMINARY RESULTS FOR 1948, BY TRADE GROUP

MOREHOUSE PARISH, LA.

Trade group and kind of business	Number of establishments	1948 sales and receipts (Thousand dollars)	Active proprietors of unincorporated businesses Nov. 1948	Paid employees, workweek ended nearest Nov. 15, 1948	
				Total employees ¹	Full workweek employees
RETAIL TRADE, total.....	279	16,080	266	837	661
Food group.....	112	4,251	117	112	64
Eating and drinking places.....	44	849	44	131	111
General merchandise grp, general stores.....	23	2,536	15	181	118
Apparel group.....	8	578	6	34	24
Automotive group.....	16	3,128	16	158	151
Gasoline service stations.....	25	860	26	67	59
Lumber-building-hardware group.....	10	1,608	8	56	50
Drug and proprietary stores.....	10	547	7	35	28
All other retail stores.....	31	1,723	27	63	56
WHOLESALE TRADE.....	15	3,092	13	33	x
SELECTED SERVICE TRADES, ² /total.....	53	512	57	88	78
Personal services.....	35	333	36	74	67
All other service trades.....	18	179	21	14	11

x Not available.

¹/Includes employees paid for less than the full workweek.

²/See General Description on last page for changes from the 1939 Census of Business in the coverage of Service Trades.

Table 2.—CENSUS OF BUSINESS PRELIMINARY RESULTS FOR 1948 FOR CITIES OF 2,500 INHABITANTS OR MORE

MOREHOUSE PARISH, LA.

(Data omitted for trade groups where necessary to avoid disclosure)

City and trade group ¹	Number of establishments	1948 sales and receipts (Thousand dollars)	Active proprietors of unincorporated businesses Nov. 1948	Paid employees, workweek ended nearest Nov. 15, 1948	
				Total employees ²	Full workweek employees
Bastrop:					
Retail trade.....	156	12,053	145	696	571
Selected service trades....	38	428	41	80	73
Remainder of county:					
Retail trade.....	123	4,027	121	141	90
Selected service trades....	15	84	16	8	5

1/ See General Description on this page for changes from the 1939 Census of Business in the coverage of Service Trades.

2/ Includes employees paid for less than the full workweek.

GENERAL DESCRIPTION OF PRELIMINARY RELEASES FOR THE 1948 CENSUS OF BUSINESS

This series of releases, of which one is planned for each county in the United States, presents preliminary results of the 1948 Census of Business. The information is based on reports submitted by business establishments for that Census. The figures shown are preliminary, and are subject to revision in the final Census publications, but the changes are expected to be relatively minor with respect to coverage. The final Census figures will be issued in a series of Business Census bulletins which will show additional detailed kind-of-business information for all places where there are a sufficient number of establishments.

The 1948 Census of Business was taken under the provision of the Act of June 19, 1948, which provides that the Business Census be taken for 1948 and for each fifth year thereafter. Previous Business Censuses were taken for the years 1929, 1933, 1935, and 1939.

Scope of the Census.—The 1948 Census of Business covered all establishments in the following trades, as defined by the Standard Industrial Classification Manual, May 1949 issue, of the Executive Office of the President: all retail trades; all wholesale trades; all service trades in the following four groups—personal services, business services, automobile repairs and services, and miscellaneous repair services; hotels; tourist courts and camps; and amusements, including motion picture theaters. Some important services not covered are radio broadcasting and television, medical and health, legal, educational, nonprofit, accounting, and domestic services.

This coverage is similar to that of the 1939 Business Census. However, "custom trades" and "services incidental to transportation," which are no longer included in the standard classification of the service trades, are not covered by the 1948 Census. In a number of localities, these exclusions as well as other changes in the standard classification may have

a considerable effect in comparing 1948 with 1939 data, particularly with respect to establishment count.

Establishment definition.—For Census purposes, a business establishment is defined to include only enterprises conducted from a recognizable place of business, provided that the annual sales were in excess of \$5,000 for a wholesale trade establishment and \$500 for establishments in other trades. A detailed analysis of coverage will be provided in future Censuses of Business publications.

"Number of establishments" is the number of separate business locations, rather than the number of business companies or organizations, since the Census figures represent information reported separately for each business location or establishment. The establishment count reflects the number of places in business at the end of 1948 excluding administrative and executive offices of multiunit organizations, and "chain store" warehouses.

Sales and receipts.—"1948 sales and receipts" represents sales of merchandise and receipts from repairs and other services to customers. The figures reflect deductions for returned goods and allowances, but not for trade-in allowances; they exclude sales and excise taxes collected from customers and paid directly to any taxing agency.

Proprietors.—"Active proprietors..." represents owners and partners of unincorporated businesses who devoted the major portion of their time to the business in November 1948.

Employment.—"Number of paid employees..." represents all employees on the pay roll for the pay period ending nearest November 15, 1948. "Full workweek" employees, whether regular or seasonal, are those who in the November 15 pay period were paid for working at least the number of hours typically worked in a week by employees of the reporting establishment.

1948 CENSUS OF BUSINESS

RETAIL, WHOLESALE, SERVICE TRADES

U. S. DEPARTMENT OF COMMERCE
BUREAU OF THE CENSUS

PRELIMINARY

For Release April 27, 1950

Release Series BC-1P-17-035

NATCHITOCHES PARISH, LA.

Retail and wholesale establishments located in Natchitoches Parish, Louisiana, showed a substantial expansion in dollar volume of trade from 1939 to 1948 according to preliminary figures from the 1948 Census of Business released today by the Bureau of the Census, U. S. Department of Commerce.

Retail sales in the parish during 1948 aggregated \$11.6 million, an increase of 170 percent over the \$4.3 million in 1939, when the preceding Census of Business was taken. Wholesale sales in the parish reached a total of \$4.7 million in 1948 as compared with \$1.8 million in 1939.

Employment in the parish also rose over the 9-year period between 1939 and 1948 for the above trades. Establishments in these trades reported a combined total of 634 paid employees for the workweek ended nearest November 15, 1948. This compared with a total of 578 employees reported for the week of November 15, 1939.

These preliminary figures have been derived from a Census report on Natchitoches Parish, Louisiana, which also includes data for the city of Natchitoches. Final figures, superseding the preliminary data for Natchitoches Parish, will be included in a Bulletin for the State of Louisiana to be issued in several months. Similar data will be made available this year in preliminary and final form for each of the parishes, counties, and States. A single copy of the preliminary release for Natchitoches Parish as well as an order blank for other area releases may be obtained by writing to the Bureau of the Census, Washington 25, D. C.

Table 1.—CENSUS OF BUSINESS PRELIMINARY RESULTS FOR 1948, BY TRADE GROUP

NATCHITOCHES PARISH, LA.

Trade group and kind of business	Number of establishments	1948 sales and receipts (Thousand dollars)	Active proprietors of unincorporated businesses Nov. 1948	Paid employees, workweek ended nearest Nov. 15, 1948	
				Total employees ¹	Full workweek employees
RETAIL TRADE, total.....	324	11,567	328	567	481
Food group.....	145	3,196	144	82	70
Eating and drinking places.....	35	402	34	78	59
General merchandise grp, general stores	42	2,414	37	125	100
Apparel group.....	10	417	12	16	12
Furniture-home furnishgs-appliance grp	9	517	11	21	20
Automotive group.....	13	1,793	15	95	95
Gasoline service stations.....	34	753	33	72	53
Lumber-building-hardware group.....	14	1,204	17	40	37
Drug and proprietary stores.....	11	476	11	26	26
All other retail stores.....	11	395	14	12	9
WHOLESALE TRADE.....	13	4,686	8	67	x

x Not available.

¹/ Includes employees paid for less than the full workweek.

Table 2.—CENSUS OF BUSINESS PRELIMINARY RESULTS FOR 1948 FOR CITIES OF 2,500 INHABITANTS OR MORE

NATCHITOCHES PARISH, LA.

(Data omitted for trade groups where necessary to avoid disclosure)

City and trade group	Number of establishments	1948 sales and receipts (Thousand dollars)	Active proprietors of unincorporated businesses Nov. 1948	Paid employees, workweek ended nearest Nov. 15, 1948	
				Total employees ¹	Full workweek employees
Natchitoches:					
Retail trade.....	142	8,321	146	733	380
Remainder of parish:					
Retail trade.....	182	3,246	182	134	101

¹/ Includes employees paid for less than the full workweek.

GENERAL DESCRIPTION OF PRELIMINARY RELEASES FOR THE 1948 CENSUS OF BUSINESS

This series of releases, of which one is planned for each county in the United States, presents preliminary results of the 1948 Census of Business. The information is based on reports submitted by business establishments for that Census. The figures shown are preliminary, and are subject to revision in the final Census publications, but the changes are expected to be relatively minor with respect to coverage. The final Census figures will be issued in a series of Business Census bulletins which will show additional detailed kind-of-business information for all places where there are a sufficient number of establishments.

The 1948 Census of Business was taken under the provision of the Act of June 19, 1948, which provides that the Business Census be taken for 1948 and for each fifth year thereafter. Previous Business Censuses were taken for the years 1929, 1933, 1935, and 1939.

Scope of the Census.—The 1948 Census of Business covered all establishments in the following trades, as defined by the Standard Industrial Classification Manual, May 1949 issue, of the Executive Office of the President: all retail trades; all wholesale trades; all service trades in the following four groups—personal services, business services, automobile repairs and services, and miscellaneous repair services; hotels; tourist courts and camps; and amusements, including motion picture theaters. Some important services not covered are radio broadcasting and television, medical and health, legal, educational, nonprofit, accounting, and domestic services.

This coverage is similar to that of the 1939 Business Census. However, "custom trades" and "services incidental to transportation," which are no longer included in the standard classification of the service trades, are not covered by the 1948 Census. In a number of localities, these exclusions as well as other changes in the standard classification may have

a considerable effect in comparing 1948 with 1939 data, particularly with respect to establishment count.

Establishment definition.—For Census purposes, a business establishment is defined to include only enterprises conducted from a recognizable place of business, provided that the annual sales were in excess of \$5,000 for a wholesale trade establishment and \$500 for establishments in other trades. A detailed analysis of coverage will be provided in future Census of Business publications.

"Number of establishments" is the number of separate business locations, rather than the number of business companies or organizations, since the Census figures represent information reported separately for each business location or establishment. The establishment count reflects the number of places in business at the end of 1948 excluding administrative and executive offices of multiunit organizations, and "chain store" warehouses.

Sales and receipts.—"1948 sales and receipts" represents sales of merchandise and receipts from repairs and other services to customers. The figures reflect deductions for returned goods and allowances, but not for trade-in allowances; they exclude sales and excise taxes collected from customers and paid directly to any taxing agency.

Proprietors.—"Active proprietors..." represents owners and partners of unincorporated businesses who devoted the major portion of their time to the business in November 1948.

Employment.—"Number of paid employees..." represents all employees on the pay roll for the pay period ending nearest November 15, 1948. "Full workweek" employees, whether regular or seasonal, are those who in the November 15 pay period were paid for working at least the number of hours typically worked in a week by employees of the reporting establishment.

1948 CENSUS OF BUSINESS

RETAIL, WHOLESALE, SERVICE TRADES

U. S. DEPARTMENT OF COMMERCE
BUREAU OF THE CENSUS

PRELIMINARY

For Release April 26, 1950

Release Series BC-1P- 17-036

ORLEANS PARISH, LA.

Retail, wholesale, and service establishments located in Orleans Parish, Louisiana, showed a substantial expansion in dollar volume of trade from 1939 to 1948 according to preliminary figures from the 1948 Census of Business released today by the Bureau of the Census, U. S. Department of Commerce.

Retail sales in the parish during 1948 aggregated \$502,000,000, an increase of 220 percent over the \$157,100,000 sales in 1939, when the preceding Census of Business was taken. Wholesale sales volume in the parish showed a 192 percent rise over the same period, reaching a total of \$1,276,100,000 in 1948 as compared with \$437,600,000 in 1939. The service trades included in the Census of Business reported receipts totaling \$36,100,000 in 1948 compared with \$14,100,000 in 1939. Hotel receipts moved from \$5,500,000 in 1939 to \$13,500,000 in 1948. Amusement businesses in the parish recorded receipts of \$11,900,000 in 1948. No comparable figure for 1939 is available.

Employment in the parish also rose over the 9-year period between 1939 and 1948 for the trades covered by the Census of Business. Retail trade establishments reported 33,235 paid employees for the workweek ended nearest November 15, 1948. Of these, 29,226 worked the full week, and the remainder part of the week. The comparable total and full workweek figures for 1939 were 24,861 and 21,782. Wholesale trade establishments reported a total of 17,856 full- and part-week employees for the week of November 15, 1948, compared with 14,783 for the same week in 1939. For the selected service trades, November 15, 1948, paid employees numbered 7,381; the comparable figure for 1939, adjusted for change in scope between the two Censuses, was 6,538.

These preliminary figures have been derived from a Census report on Orleans Parish, Louisiana, which is coextensive with the city of New Orleans.

Final figures, superseding the preliminary data for Orleans Parish, will be included in a Bulletin for the State of Louisiana to be issued in several months. Similar data will be made available this year in preliminary and final form for each of the parishes, counties and States. A single copy of the preliminary release for Orleans Parish as well as an order blank for other area releases may be obtained by writing to the Bureau of the Census, Washington 25, D. C.

Table 1.—CENSUS OF BUSINESS PRELIMINARY RESULTS FOR 1948, BY TRADE GROUP

ORLEANS PARISH, LA.

Trade group and kind of business	Number of establishments	1948 sales and receipts (Thousand dollars)	Active proprietors of unincorporated businesses Nov. 1948	Paid employees, workweek ended nearest Nov. 15, 1948	
				Total employees ¹	Full workweek employees
RETAIL TRADE, total.....	6,608	502,030	6,165	33,235	29,226
Food group.....	2,401	104,961	2,293	3,558	2,991
Eating and drinking places.....	1,776	53,982	1,748	6,968	6,147
General merchandise grp, general stores.....	173	96,607	144	8,518	7,280
Apparel group.....	347	59,680	280	3,606	3,103
Furniture-home furnishings-appliance grp.....	258	28,758	235	1,635	1,558
Automotive group.....	149	53,582	136	1,530	1,485
Gasoline service stations.....	350	15,812	319	1,095	978
Lumber-building-hardware group.....	227	24,758	213	1,477	1,379
Drug and proprietary stores.....	271	21,978	231	2,098	1,844
All other retail stores.....	656	41,912	566	2,750	2,461
WHOLESALE TRADE, total.....	1,189	1,276,098	713	17,856	x
Merchant wholesalers, total.....	765	631,561	540	12,667	x
Groceries, foods.....	203	212,285	171	3,271	x
Dry goods, apparel.....	40	22,311	39	481	x
Hardware, elec'l, plum'g and heating.....	66	88,112	22	2,317	x
Mach'y. equip't, industrial supplies.....	139	57,418	92	1,987	x
Automotive parts, accessories.....	49	12,996	39	598	x
All other merchant wholesalers.....	268	238,439	177	4,013	x
Manufact'rs' sales branches, offices.....	216	433,483	1	4,392	x
Petroleum bulk plants, terminals.....	17	15,534	20	315	x
Agents, brokers (merchandise).....	185	190,498	149	428	x
Assemblers of farm products.....	6	5,022	3	54	x
SELECTED SERVICE TRADES, ^{2/} total.....	2,201	36,145	2,187	7,381	6,604
Personal services.....	1,456	17,490	1,471	4,307	3,843
Business services.....	117	6,979	101	1,599	1,357
Automotive repairs and services.....	320	7,711	305	978	933
Other repair services.....	308	3,965	310	497	471
HOTELS.....	81	13,500	57	3,061	2,942
TOURIST COURTS AND CAMPS.....	39	494	34	90	80
AMUSEMENTS.....	113	11,855	63	1,314	x

x Not available.

^{1/} Includes employees paid for less than the full workweek.^{2/} See General Description on last page for changes from the 1939 Census of Business in the coverage of Service Trades.

GENERAL DESCRIPTION OF PRELIMINARY RELEASES FOR THE
1948 CENSUS OF BUSINESS

This series of releases, of which one is planned for each county in the United States, presents preliminary results of the 1948 Census of Business. The information is based on reports submitted by business establishments for that Census. The figures shown are preliminary, and are subject to revision in the final Census publications, but the changes are expected to be relatively minor with respect to coverage. The final Census figures will be issued in a series of Business Census bulletins which will show additional detailed kind-of-business information for all places where there are a sufficient number of establishments.

The 1948 Census of Business was taken under the provision of the Act of June 19, 1948, which provides that the Business Census be taken for 1948 and for each fifth year thereafter. Previous Business Censuses were taken for the years 1929, 1933, 1935, and 1939.

Scope of the Census.—The 1948 Census of Business covered all establishments in the following trades, as defined by the Standard Industrial Classification Manual, May 1949 issue, of the Executive Office of the President: all retail trades; all wholesale trades; all service trades in the following four groups—personal services, business services, automobile repairs and services, and miscellaneous repair services; hotels; tourist courts and camps; and amusements, including motion picture theaters. Some important services not covered are radio broadcasting and television, medical and health, legal, educational, nonprofit, accounting, and domestic services.

This coverage is similar to that of the 1939 Business Census. However, "custom trades" and "services incidental to transportation," which are no longer included in the standard classification of the service trades, are not covered by the 1948 Census. In a number of localities, these exclusions as well as other changes in the standard classification may have a considerable effect in comparing

1948 with 1939 data, particularly with respect to establishment count.

Establishment definition.—For Census purposes, a business establishment is defined to include only enterprises conducted from a recognizable place of business, provided that the annual sales were in excess of \$5,000 for a wholesale trade establishment and \$500 for establishments in other trades. A detailed analysis of coverage will be provided in future Census of Business publications.

"Number of establishments" is the number of separate business locations, rather than the number of business companies or organizations, since the Census figures represent information reported separately for each business location or establishment. The establishment count reflects the number of places in business at the end of 1948 excluding administrative and executive offices of multiunit organizations, and "chain store" warehouses.

Sales and receipts.—"1948 sales and receipts" represents sales of merchandise and receipts from repairs and other services to customers. The figures reflect deductions for returned goods and allowances, but not for trade-in allowances; they exclude sales and excise taxes collected from customers and paid directly to any taxing agency.

Proprietors.—"Active proprietors..." represents owners and partners of unincorporated businesses who devoted the major portion of their time to the business in November 1948.

Employment.—"Number of paid employees..." represents all employees on the pay roll for the pay period ending nearest November 15, 1948. "Full workweek" employees, whether regular or seasonal, are those who in the November 15 pay period were paid for working at least the number of hours typically worked in a week by employees of the reporting establishment.

1948 CENSUS OF BUSINESS

RETAIL, WHOLESALE, SERVICE TRADES

U. S. DEPARTMENT OF COMMERCE
BUREAU OF THE CENSUS

PRELIMINARY

For Release May 1, 1950

Release Series BC-1P-17-037

OUACHITA PARISH, LA.

Retail, wholesale, and service establishments located in Ouachita Parish, Louisiana, showed a substantial expansion in dollar volume of trade from 1939 to 1948 according to preliminary figures from the 1948 Census of Business released today by the Bureau of the Census, U. S. Department of Commerce.

Retail sales in the parish during 1948 aggregated \$74.7 million, an increase of 266 percent over the \$20.4 million in 1939, when the preceding Census of Business was taken. Wholesale sales in the parish reached a total of \$74.3 million in 1948 as compared with \$18.9 million in 1939. The service trades included in the Census of Business recorded receipts totaling \$3.9 million in 1948 compared with \$1.1 million in 1939.

Employment in the parish also rose over the 9-year period between 1939 and 1948 for the above trades. Establishments in these trades reported a combined total of 6,474 paid employees for the workweek ended nearest November 15, 1948. This compared with a total of 4,331 employees reported for the week of November 15, 1939.

These preliminary figures have been derived from a Census report on Ouachita Parish, Louisiana, which also includes data for the cities of Monroe and West Monroe. Final figures, superseding the preliminary data for Ouachita Parish, will be included in a Bulletin for the State of Louisiana to be issued in several months. Similar data will be made available this year in preliminary and final form for each of the parishes, counties, and States. A single copy of the preliminary release for Ouachita Parish as well as an order blank for other area releases may be obtained by writing to the Bureau of the Census, Washington 25, D. C.

Table 1.—CENSUS OF BUSINESS PRELIMINARY RESULTS FOR 1948, BY TRADE GROUP
OUACHITA PARISH, LA.

Trade group and kind of business	Number of establishments	1948 sales and receipts (Thousand dollars)	Active proprietors of unincorporated businesses Nov. 1948	Paid employees, workweek ended nearest Nov. 15, 1948	
				Total employees ¹	Full workweek employees
RETAIL TRADE, total.....	955	74,732	942	3,917	3,421
Food group.....	344	12,573	369	420	306
Eating and drinking places.....	180	4,171	192	644	561
General merchandise grp, general stores..	35	9,210	23	715	591
Apparel group.....	70	7,118	55	407	350
Furniture-home furnishgs-appliance grp..	41	5,646	32	366	354
Automotive group.....	47	19,464	39	421	393
Gasoline service stations.....	69	3,082	71	206	178
Lumber-building-hardware group.....	34	6,105	30	294	286
Drug and proprietary stores.....	33	2,095	29	167	150
All other retail stores.....	102	5,268	102	277	252
WHOLESALE TRADE, total.....	109	74,265	69	1,501	x
Merchant wholesalers, total.....	76	58,162	53	1,316	x
Groceries, foods.....	15	16,945	9	387	x
Mach'y, equip't, industrial supplies...	13	11,871	10	271	x
Automotive parts, accessories.....	10	2,313	5	113	x
All other merchant wholesalers.....	38	27,033	29	545	x
Petroleum bulk plants, terminals.....	11	4,302	6	56	x
Other types of wholesale.....	22	11,801	10	129	x
SELECTED SERVICE TRADES, ^{2/} total.....	224	3,872	230	1,056	994
Personal services.....	127	2,211	118	858	818
Business services.....	11	214	9	35	26
Automotive repairs and services.....	50	724	59	80	72
Other repair services.....	36	723	44	83	78
HOTELS.....	8	1,004	4	274	245
TOURIST COURTS AND CAMPS.....	12	109	11	22	17
AMUSEMENTS.....	20	898	14	152	x

x Not available.

^{1/} Includes employees paid for less than the full workweek.

^{2/} See General Description on last page for changes from the 1939 Census of Business in the coverage of Service Trades.

Table 2.—CENSUS OF BUSINESS PRELIMINARY RESULTS FOR 1948 FOR CITIES OF 2,500 INHABITANTS OR MORE

OUACHITA PARISH, LA.

(Data omitted for trade groups where necessary to avoid disclosure)

City and trade group ¹	Number of establishments	1948 sales and receipts (Thousand dollars)	Active proprietors of unincorporated businesses Nov. 1948	Paid employees, workweek ended nearest Nov. 15, 1948	
				Total employees ²	Full workweek employees
Monroe:					
Retail trade.....	634	62,618	598	3,279	2,894
Wholesale trade.....	95	68,054	60	1,376	x
Selected service trades....	170	3,048	171	896	845
West Monroe:					
Retail trade.....	152	8,245	160	499	410
Wholesale trade.....	14	6,211	9	125	x
Selected service trades....	42	706	47	142	139
Remainder of parish: ^{3/}					
Retail trade.....	169	3,869	184	139	117
Selected service trades....	12	118	12	18	10
Tourist courts and camps...	7	64	7	14	10

x Not available.

^{1/} See General Description on this page for changes from the 1939 Census of Business in the coverage of Service Trades.^{2/} Includes employees paid for less than the full workweek.^{3/} Includes figures for establishments, other than wholesale, not located in cities of 2,500 inhabitants or more, and wholesale establishments not located in cities of 5,000 inhabitants or more.

GENERAL DESCRIPTION OF PRELIMINARY RELEASES FOR THE 1948 CENSUS OF BUSINESS

This series of releases, of which one is planned for each county in the United States, presents preliminary results of the 1948 Census of Business. The information is based on reports submitted by business establishments for that Census. The figures shown are preliminary, and are subject to revision in the final Census publications, but the changes are expected to be relatively minor with respect to coverage. The final Census figures will be issued in a series of Business Census bulletins which will show additional detailed kind-of-business information for all places where there are a sufficient number of establishments.

The 1948 Census of Business was taken under the provision of the Act of June 19, 1948, which provides that the Business Census be taken for 1948 and for each fifth year thereafter. Previous Business Censuses were taken for the years 1929, 1933, 1935, and 1939.

Scope of the Census.—The 1948 Census of Business covered all establishments in the following trades, as defined by the Standard Industrial Classification Manual, May 1949 issue, of the Executive Office of the President: all retail trades; all wholesale trades; all service trades in the following four groups—personal services, business services, automobile repairs and services, and miscellaneous repair services; hotels; tourist courts and camps; and amusements, including motion picture theaters. Some important services not covered are radio broadcasting and television, medical and health, legal, educational, nonprofit, accounting, and domestic services.

This coverage is similar to that of the 1939 Business Census. However, "custom trades" and "services incidental to transportation," which are no longer included in the standard classification of the service trades, are not covered by the 1948 Census. In a number of localities, these exclusions as well as

other changes in the standard classification may have a considerable effect in comparing 1948 with 1939 data, particularly with respect to establishment count.

Establishment definition.—For Census purposes, a business establishment is defined to include only enterprises conducted from a recognizable place of business, provided that the annual sales were in excess of \$5,000 for a wholesale trade establishment and \$500 for establishments in other trades. A detailed analysis of coverage will be provided in future Census of Business publications.

"Number of establishments" is the number of separate business locations, rather than the number of business companies or organizations, since the Census figures represent information reported separately for each business location or establishment. The establishment count reflects the number of places in business at the end of 1948 excluding administrative and executive offices of multiunit organizations, and "chain store" warehouses.

Sales and receipts.—"1948 sales and receipts" represents sales of merchandise and receipts from repairs and other services to customers. The figures reflect deductions for returned goods and allowances, but not for trade-in allowances; they exclude sales and excise taxes collected from customers and paid directly to any taxing agency.

Proprietors.—"Active proprietors..." represents owners and partners of unincorporated businesses who devoted the major portion of their time to the business in November 1948.

Employment.—"Number of paid employees..." represents all employees on the pay roll for the pay period ending nearest November 15, 1948. "Full workweek" employees, whether regular or seasonal, are those who in the November 15 pay period were paid for working at least the number of hours typically worked in a week by employees of the reporting establishment.

1948 CENSUS OF BUSINESS

RETAIL, WHOLESALE, SERVICE TRADES

U. S. DEPARTMENT OF COMMERCE
BUREAU OF THE CENSUS

PRELIMINARY

For Release April 10, 1950

Release Series BC-1P-17-038

PLAQUEMINES PARISH, LA.

Retail, wholesale, and service establishments located in Plaquemines Parish, Louisiana, showed a substantial expansion in dollar volume of trade from 1939 to 1948 according to preliminary figures from the 1948 Census of Business released today by the Bureau of the Census, U. S. Department of Commerce.

Retail sales in the parish during 1948 aggregated \$3.8 million, an increase of 322 percent over the \$0.9 million in 1939, when the preceding Census of Business was taken. Wholesale sales in the parish reached a total of \$1.0 million in 1948 as compared with \$0.5 million in 1939. The service trades included in the Census of Business recorded receipts totaling \$71,000 in 1948 compared with \$7,000 in 1939.

Employment in the parish also rose over the 9-year period between 1939 and 1948 for the above trades. Establishments in these trades reported a combined total of 154 paid employees for the workweek ended nearest November 15, 1948. This compared with a total of 89 employees reported for the week of November 15, 1939.

These preliminary figures have been derived from a Census report on Plaquemines Parish, Louisiana. Final figures, superseding the preliminary data for Plaquemines Parish, will be included in a Bulletin for the State of Louisiana to be issued in several months. Similar data will be made available this year in preliminary and final form for each of the parishes, counties, and States. A single copy of the preliminary release for Plaquemines Parish as well as an order blank for other area releases may be obtained by writing to the Bureau of the Census, Washington 25, D. C.

Table 1.—CENSUS OF BUSINESS PRELIMINARY RESULTS FOR 1948, BY TRADE GROUP
PLAQUEMINES PARISH, LA.

Trade group and kind of business	Number of establishments	1948 sales and receipts (Thousand dollars)	Active proprietors of unincorporated businesses Nov. 1948	Paid employees, workweek ended nearest Nov. 15, 1948	
				Total employees ¹	Full workweek employees
RETAIL TRADE, total.....	147	3,772	146	124	100
Food group.....	74	2,060	74	49	41
Eating and drinking places.....	43	519	46	34	22
Gasoline service stations.....	13	304	13	10	10
All other retail stores.....	17	889	13	31	27
WHOLESALE TRADE.....	8	1,017	5	26	x
SELECTED SERVICE TRADES, ^{2/} total..	11	71	11	4	4
Personal services.....	5	12	5	-	-
All other service trades.....	6	59	6	4	4
AMUSEMENTS.....	11	95	9	13	x

x Not available.

^{1/} Includes employees paid for less than the full workweek.

^{2/} See General Description on last page for changes from the 1939 Census of Business in the coverage of Service Trades.

GENERAL DESCRIPTION OF PRELIMINARY RELEASES FOR THE 1948 CENSUS OF BUSINESS

This series of releases, of which one is planned for each county in the United States, presents preliminary results of the 1948 Census of Business. The information is based on reports submitted by business establishments for that Census. The figures shown are preliminary, and are subject to revision in the final Census publications, but the changes are expected to be relatively minor with respect to coverage. The final Census figures will be issued in a series of Business Census bulletins which will show additional detailed kind-of-business information for all places where there are a sufficient number of establishments.

The 1948 Census of Business was taken under the provision of the Act of June 19, 1948, which provides that the Business Census be taken for 1948 and for each fifth year thereafter. Previous Business Censuses were taken for the years 1929, 1933, 1935, and 1939.

Scope of the Census.—The 1948 Census of Business covered all establishments in the following trades, as defined by the Standard Industrial Classification Manual, May 1949 issue, of the Executive Office of the President: all retail trades; all wholesale trades; all service trades in the following four groups—personal services, business services, automobile repairs and services, and miscellaneous repair services; hotels; tourist courts and camps; and amusements, including motion picture theaters. Some important services not covered are radio broadcasting and television, medical and health, legal, educational, nonprofit, accounting, and domestic services.

This coverage is similar to that of the 1939 Business Census. However, "custom trades" and "services incidental to transportation," which are no longer included in the standard classification of the service trades, are not covered by the 1948 Census. In a number of localities, these exclusions as well as other changes in the standard classification may have a considerable effect in comparing

1948 with 1939 data, particularly with respect to establishment count.

Establishment definition.—For Census purposes, a business establishment is defined to include only enterprises conducted from a recognizable place of business, provided that the annual sales were in excess of \$5,000 for a wholesale trade establishment and \$500 for establishments in other trades. A detailed analysis of coverage will be provided in future Census of Business publications.

"Number of establishments" is the number of separate business locations, rather than the number of business companies or organizations, since the Census figures represent information reported separately for each business location or establishment. The establishment count reflects the number of places in business at the end of 1948 excluding administrative and executive offices of multiunit organizations, and "chain store" warehouses.

Sales and receipts.—"1948 sales and receipts" represents sales of merchandise and receipts from repairs and other services to customers. The figures reflect deductions for returned goods and allowances, but not for trade-in allowances; they exclude sales and excise taxes collected from customers and paid directly to any taxing agency.

Proprietors.—"Active proprietors..." represents owners and partners of unincorporated businesses who devoted the major portion of their time to the business in November 1948.

Employment.—"Number of paid employees..." represents all employees on the pay roll for the pay period ending nearest November 15, 1948. "Full workweek" employees, whether regular or seasonal, are those who in the November 15 pay period were paid for working at least the number of hours typically worked in a week by employees of the reporting establishment.

1948 CENSUS OF BUSINESS

RETAIL, WHOLESALE, SERVICE TRADES

U. S. DEPARTMENT OF COMMERCE
BUREAU OF THE CENSUS

PRELIMINARY

For Release April 10, 1950

Release Series BC-1P-17-039

POINTE COUPEE PARISH, LA.

Retail, wholesale, and service establishments located in Pointe Coupee Parish, Louisiana, showed a substantial expansion in dollar volume of trade from 1939 to 1948 according to preliminary figures from the 1948 Census of Business released today by the Bureau of the Census, U. S. Department of Commerce.

Retail sales in the parish during 1948 aggregated \$7.2 million, an increase of 177 percent over the \$2.6 million in 1939, when the preceding Census of Business was taken. Wholesale sales in the parish reached a total of \$3.7 million in 1948 as compared with \$1.1 million in 1939. The service trades included in the Census of Business recorded receipts totaling \$176,000 in 1948 compared with \$44,000 in 1939.

Employment in the parish also rose over the 9-year period between 1939 and 1948 for the above trades. Establishments in these trades reported a combined total of 546 paid employees for the workweek ended nearest November 15, 1948. This compared with a total of 306 employees reported for the week of November 15, 1939.

These preliminary figures have been derived from a Census report on Pointe Coupee Parish, Louisiana. Final figures, superseding the preliminary data for Pointe Coupee Parish, will be included in a Bulletin for the State of Louisiana to be issued in several months. Similar data will be made available this year in preliminary and final form for each of the parishes, counties, and States. A single copy of the preliminary release for Pointe Coupee Parish as well as an order blank for other area releases may be obtained by writing to the Bureau of the Census, Washington 25, D. C.

Table 1.—CENSUS OF BUSINESS PRELIMINARY RESULTS FOR 1948, BY TRADE GROUP
 POINTE COUPEE PARISH, LA.

Trade group and kind of business	Number of establishments	1948 sales and receipts (Thousand dollars)	Active proprietors of unincorporated businesses Nov. 1948	Paid employees, workweek ended nearest Nov. 15, 1948	
				Total employees ¹	Full workweek employees
RETAIL TRADE, total.....	259	7,167	244	393	349
Food group.....	108	1,339	104	26	21
Eating and drinking places.....	52	769	53	85	68
General merchandise grp, general stores..	49	1,482	39	52	45
Apparel group.....		Included with "All other retail stores"			
Furniture-home furnishgs-appliance grp..	6	389	6	19	14
Automotive group.....		Included with "All other retail stores"			
Gasoline service stations.....	16	491	18	46	43
Lumber-building-hardware group.....	6	740	5	61	59
Drug and proprietary stores.....	5	224	5	12	10
All other retail stores.....	17	1,733	14	92	89
WHOLESALE TRADE.....	15	3,688	15	110	x
SELECTED SERVICE TRADES, ² /total.....	28	176	27	43	39
Personal services.....	17	117	15	38	36
All other service trades.....	11	59	12	5	3
AMUSEMENTS.....	5	56	3	7	x

x Not available.

¹/ Includes employees paid for less than the full workweek.

²/ See General Description of this page for changes from the 1939 Census of Business in the coverage of Service Trades.

GENERAL DESCRIPTION OF PRELIMINARY RELEASES FOR THE 1948 CENSUS OF BUSINESS

This series of releases, of which one is planned for each county in the United States, presents preliminary results of the 1948 Census of Business. The information is based on reports submitted by business establishments for that Census. The figures shown are preliminary, and are subject to revision in the final Census publications, but the changes are expected to be relatively minor with respect to coverage. The final Census figures will be issued in a series of Business Census bulletins which will show additional detailed kind-of-business information for all places where there are a sufficient number of establishments.

The 1948 Census of Business was taken under the provision of the Act of June 19, 1948, which provides that the Business Census be taken for 1948 and for each fifth year thereafter. Previous Business Censuses were taken for the years 1929, 1933, 1935, and 1939.

Scope of the Census.—The 1948 Census of Business covered all establishments in the following trades, as defined by the Standard Industrial Classification Manual, May 1949 issue, of the Executive Office of the President: all retail trades; all wholesale trades; all service trades in the following four groups—personal services, business services, automobile repairs and services, and miscellaneous repair services; hotels; tourist courts and camps; and amusements, including motion picture theaters. Some important services not covered are radio broadcasting and television, medical and health, legal, educational, nonprofit, accounting, and domestic services.

This coverage is similar to that of the 1939 Business Census. However, "custom trades" and "services incidental to transportation," which are no longer included in the standard classification of the service trades, are not covered by the 1948 Census. In a number of localities, these exclusions as well as

other changes in the standard classification may have a considerable effect in comparing 1948 with 1939 data, particularly with respect to establishment count.

Establishment definition.—For Census purposes, a business establishment is defined to include only enterprises conducted from a recognizable place of business, provided that the annual sales were in excess of \$5,000 for a wholesale trade establishment and \$500 for establishments in other trades. A detailed analysis of coverage will be provided in future Census of Business publications.

"Number of establishments" is the number of separate business locations, rather than the number of business companies or organizations, since the Census figures represent information reported separately for each business location or establishment. The establishment count reflects the number of places in business at the end of 1948 excluding administrative and executive offices of multiunit organizations, and "chain store" warehouses.

Sales and receipts.—"1948 sales and receipts" represents sales of merchandise and receipts from repairs and other services to customers. The figures reflect deductions for returned goods and allowances, but not for trade-in allowances; they exclude sales and excise taxes collected from customers and paid directly to any taxing agency.

Proprietors.—"Active proprietors..." represents owners and partners of unincorporated businesses who devoted the major portion of their time to the business in November 1948.

Employment.—"Number of paid employees..." represents all employees on the pay roll for the pay period ending nearest November 15, 1948. "Full workweek" employees, whether regular or seasonal, are those who in the November 15 pay period were paid for working at least the number of hours typically worked in a week by employees of the reporting establishment.

1948 CENSUS OF BUSINESS

U. S. DEPARTMENT OF COMMERCE
BUREAU OF THE CENSUS

RETAIL, WHOLESALE, SERVICE TRADES

PRELIMINARY

For Release May 15, 1950

Release Series BC-1P-17-040

RAPIDES PARISH, LA.

Retail, wholesale, and service establishments located in Rapides Parish, Louisiana, showed a substantial expansion in dollar volume of trade from 1939 to 1948 according to preliminary figures from the 1948 Census of Business released today by the Bureau of the Census, U. S. Department of Commerce.

Retail sales in the parish during 1948 aggregated \$56.6 million, an increase of 268 percent over the \$15.4 million in 1939, when the preceding Census of Business was taken. Wholesale sales in the parish reached a total of \$45.1 million in 1948 as compared with \$10.1 million in 1939. The service trades included in the Census of Business recorded receipts totaling \$2.9 million in 1948 compared with \$0.9 million in 1939.

Employment in the parish also rose over the 9-year period between 1939 and 1948 for the above trades. Establishments in these trades reported a combined total of 4,647 paid employees for the workweek ended nearest November 15, 1948. This compared with a total of 3,056 employees reported for the week of November 15, 1939.

These preliminary figures have been derived from a Census report on Rapides Parish, Louisiana, which also includes data for the cities of Alexandria and Pineville. Final figures, superseding the preliminary data for Rapides Parish, will be included in a Bulletin for the State of Louisiana to be issued in several months. Similar data will be made available this year in preliminary and final form for each of the parishes, counties and States. A single copy of the preliminary release for Rapides Parish as well as an order blank for other area releases may be obtained by writing to the Bureau of the Census, Washington 25, D. C.

Table 1.—CENSUS OF BUSINESS PRELIMINARY RESULTS FOR 1948, BY TRADE GROUP

RAPIDES PARISH, LA.

Trade group and kind of business	Number of establishments	1948 sales and receipts (Thousand dollars)	Active proprietors of unincorporated businesses Nov. 1948	Paid employees, workweek ended nearest Nov. 15, 1948	
				Total employees ¹	Full workweek employees
RETAIL TRADE, total.....	966	56,561	934	3,184	2,810
Food group.....	379	11,389	377	376	321
Eating and drinking places.....	167	3,151	165	472	419
General merchandise group, general stores....	45	10,570	41	744	639
Apparel group.....	28	2,804	23	177	130
Furniture-home furnishings-appliance group..	29	3,606	24	216	216
Automotive group.....	45	10,700	46	376	363
Gasoline service stations.....	99	3,183	91	208	190
Lumber-building-hardware group.....	35	4,478	39	267	234
Drug and proprietary stores.....	31	1,761	24	142	118
All other retail stores.....	108	4,919	103	206	180
WHOLESALE TRADE.....	77	45,103	50	784	x
SELECTED SERVICE TRADES, ^{2/} total.....	198	2,888	200	679	654
Personal services.....	115	1,953	118	572	553
Business services.....	7	142	7	16	16
Automotive repairs and services.....	41	506	40	58	54
Other repair services.....	35	287	35	33	31
TOURIST COURTS AND CAMPS.....	12	86	13	20	16
AMUSEMENTS.....	22	771	10	136	x

x Not available.

^{1/} Includes employees paid for less than the full workweek.

^{2/} See General Description on last page for changes from the 1939 Census of Business in the coverage of Service Trades.

Table 2.—CENSUS OF BUSINESS PRELIMINARY RESULTS FOR 1948 FOR CITIES OF 2,500 INHABITANTS OR MORE

RAPIDES PARISH, LA.

(Data omitted for trade groups where necessary to avoid disclosure)

City and trade group ¹	Number of establishments	1948 sales and receipts (Thousand dollars)	Active proprietors of unincorporated businesses Nov. 1948	Paid employees, workweek ended nearest Nov. 15, 1948	
				Total employees ²	Full workweek employees
Alexandria:					
Retail trade.....	570	44,928	537	2,586	2,328
Selected service trades.....	151	2,618	153	622	600
Amusements.....	13	682	5	124	x
Pineville:					
Retail trade.....	67	3,812	68	199	166
Selected service trades.....	14	114	12	34	33
Amusements.....	Included with "Remainder of county" ³				
Remainder of parish:^{3/}					
Retail trade.....	329	7,821	329	399	316
Selected service trades.....	33	156	35	23	21
Amusements.....	9	89	5	12	x

x Not available.

^{1/} See General Description on this page for changes from the 1939 Census of Business in the coverage of Service Trades.^{2/} Includes employees paid for less than the full workweek.^{3/} Includes figures for establishments not located in cities of 2,500 inhabitants or more.

GENERAL DESCRIPTION OF PRELIMINARY RELEASES FOR THE 1948 CENSUS OF BUSINESS

This series of releases, of which one is planned for each county in the United States, presents preliminary results of the 1948 Census of Business. The information is based on reports submitted by business establishments for that Census. The figures shown are preliminary, and are subject to revision in the final Census publications, but the changes are expected to be relatively minor with respect to coverage. The final Census figures will be issued in a series of Business Census bulletins which will show additional detailed kind-of-business information for all places where there are a sufficient number of establishments.

The 1948 Census of Business was taken under the provision of the Act of June 19, 1948, which provides that the Business Census be taken for 1948 and for each fifth year thereafter. Previous Business Censuses were taken for the years 1929, 1933, 1935, and 1939.

Scope of the Census.—The 1948 Census of Business covered all establishments in the following trades, as defined by the Standard Industrial Classification Manual, May 1949 issue, of the Executive Office of the President: all retail trades; all wholesale trades; all service trades in the following four groups—personal services, business services, automobile repairs and services, and miscellaneous repair services; hotels; tourist courts and camps; and amusements, including motion picture theaters. Some important services not covered are radio broadcasting and television, medical and health, legal, educational, nonprofit, accounting, and domestic services.

This coverage is similar to that of the 1939 Business Census. However, "custom trades" and "services incidental to transportation," which are no longer included in the standard classification of the service trades, are not covered by the 1948 Census. In a number of localities, these exclusions as well as

other changes in the standard classification may have a considerable effect in comparing 1948 with 1939 data, particularly with respect to establishment count.

Establishment definition.—For Census purposes, a business establishment is defined to include only enterprises conducted from a recognizable place of business, provided that the annual sales were in excess of \$5,000 for a wholesale trade establishment and \$500 for establishments in other trades. A detailed analysis of coverage will be provided in future Census of Business publications.

"Number of establishments" is the number of separate business locations, rather than the number of business companies or organizations, since the Census figures represent information reported separately for each business location or establishment. The establishment count reflects the number of places in business at the end of 1948 excluding administrative and executive offices of multinational organizations, and "chain store" warehouses.

Sales and receipts.—"1948 sales and receipts" represents sales of merchandise and receipts from repairs and other services to customers. The figures reflect deductions for returned goods and allowances, but not for trade-in allowances; they exclude sales and excise taxes collected from customers and paid directly to any taxing agency.

Proprietors.—"Active proprietors..." represents owners and partners of unincorporated businesses who devoted the major portion of their time to the business in November 1948.

Employment.—"Number of paid employees..." represents all employees on the pay roll for the pay period ending nearest November 15, 1948. "Full workweek" employees, whether regular or seasonal, are those who in the November 15 pay period were paid for working at least the number of hours typically worked in a week by employees of the reporting establishment.

1948 CENSUS OF BUSINESS

RETAIL, WHOLESALE, SERVICE TRADES

U. S. DEPARTMENT OF COMMERCE
BUREAU OF THE CENSUS

PRELIMINARY

For Release April 6, 1950

Release Series BC-1P-17-041

RED RIVER PARISH, LA.

Retail and service establishments located in Red River Parish, Louisiana, showed a substantial expansion in dollar volume of trade from 1939 to 1948 according to preliminary figures from the 1948 Census of Business released today by the Bureau of the Census, U. S. Department of Commerce.

Retail sales in the parish during 1948 aggregated \$3.9 million, an increase of 200 percent over the \$1.3 million in 1939, when the preceding Census of Business was taken. The service trades included in the Census of Business recorded receipts totaling \$173,000 in 1948 compared with \$20,000 in 1939.

Employment in the parish also rose over the 9-year period between 1939 and 1948 for the above trades. Establishments in these trades reported a combined total of 197 paid employees for the workweek ended nearest November 15, 1948. This compared with a total of 127 employees reported for the week of November 15, 1939.

These preliminary figures have been derived from a Census report on Red River Parish, Louisiana. Final figures, superseding the preliminary data for Red River Parish, will be included in a Bulletin for the State of Louisiana to be issued in several months. Similar data will be made available this year in preliminary and final form for each of the parishes, counties, and States. A single copy of the preliminary release for Red River Parish as well as an order blank for other area releases may be obtained by writing to the Bureau of the Census, Washington 25, D. C.

Table 1.—CENSUS OF BUSINESS PRELIMINARY RESULTS FOR 1948, BY TRADE GROUP

RED RIVER PARISH, LA.

Trade group and kind of business	Number of establishments	1948 sales and receipts (Thousand dollars)	Active proprietors of unincorporated businesses Nov. 1948	Paid employees, workweek ended nearest Nov. 15, 1948	
				Total employees ¹	Full workweek employees
RETAIL TRADE, total.....	105	3,915	110	160	143
Food group.....	60	1,020	64	19	18
Eating and drinking places.....	6	117	6	9	6
Gasoline service stations.....	8	287	9	10	10
All other retail stores.....	31	2,491	31	122	109
SELECTED SERVICE TRADES ^{2/}	15	173	16	37	36

^{1/} Includes employees paid for less than the full workweek.

^{2/} See General Description on last page for changes from the 1939 Census of Business in the coverage of Service Trades.

GENERAL DESCRIPTION OF PRELIMINARY RELEASES FOR THE 1948 CENSUS OF BUSINESS

This series of releases, of which one is planned for each county in the United States, presents preliminary results of the 1948 Census of Business. The information is based on reports submitted by business establishments for that Census. The figures shown are preliminary, and are subject to revision in the final Census publications, but the changes are expected to be relatively minor with respect to coverage. The final Census figures will be issued in a series of Business Census bulletins which will show additional detailed kind-of-business information for all places where there are a sufficient number of establishments.

The 1948 Census of Business was taken under the provision of the Act of June 19, 1948, which provides that the Business Census be taken for 1948 and for each fifth year thereafter. Previous Business Censuses were taken for the years 1929, 1933, 1935, and 1939.

Scope of the Census.—The 1948 Census of Business covered all establishments in the following trades, as defined by the Standard Industrial Classification Manual, May 1949 issue, of the Executive Office of the President: all retail trades; all wholesale trades; all service trades in the following four groups—personal services, business services, automobile repairs and services, and miscellaneous repair services; hotels; tourist courts and camps; and amusements, including motion picture theaters. Some important services not covered are radio broadcasting and television, medical and health, legal, educational, nonprofit, accounting, and domestic services.

This coverage is similar to that of the 1939 Business Census. However, "custom trades" and "services incidental to transportation," which are no longer included in the standard classification of the service trades, are not covered by the 1948 Census. In a number of localities, these exclusions as well as other changes in the standard classification may have a considerable effect in comparing

1948 with 1939 data, particularly with respect to establishment count.

Establishment definition.—For Census purposes, a business establishment is defined to include only enterprises conducted from a recognizable place of business, provided that the annual sales were in excess of \$5,000 for a wholesale trade establishment and \$500 for establishments in other trades. A detailed analysis of coverage will be provided in future Census of Business publications.

"Number of establishments" is the number of separate business locations, rather than the number of business companies or organizations, since the Census figures represent information reported separately for each business location or establishment. The establishment count reflects the number of places in business at the end of 1948 excluding administrative and executive offices of multiunit organizations, and "chain store" warehouses.

Sales and receipts.—"1948 sales and receipts" represents sales of merchandise and receipts from repairs and other services to customers. The figures reflect deductions for returned goods and allowances, but not for trade-in allowances; they exclude sales and excise taxes collected from customers and paid directly to any taxing agency.

Proprietors.—"Active proprietors..." represents owners and partners of unincorporated businesses who devoted the major portion of their time to the business in November 1948.

Employment.—"Number of paid employees..." represents all employees on the pay roll for the pay period ending nearest November 15, 1948. "Full workweek" employees, whether regular or seasonal, are those who in the November 15 pay period were paid for working at least the number of hours typically worked in a week by employees of the reporting establishment.

1948 CENSUS OF BUSINESS

U. S. DEPARTMENT OF COMMERCE
BUREAU OF THE CENSUS

RETAIL, WHOLESALE, SERVICE TRADES

PRELIMINARY

For Release April 10, 1950

Release Series BC-1P-17-042

RICHLAND PARISH, LA.

Retail, wholesale, and service establishments located in Richland Parish, Louisiana, showed a substantial expansion in dollar volume of trade from 1939 to 1948 according to preliminary figures from the 1948 Census of Business released today by the Bureau of the Census, U. S. Department of Commerce.

Retail sales in the parish during 1948 aggregated \$12.5 million, an increase of 331 percent over the \$2.9 million in 1939, when the preceding Census of Business was taken. Wholesale sales in the parish reached a total of \$4.5 million in 1948 as compared with \$1.1 million in 1939. The service trades included in the Census of Business recorded receipts totaling \$357,000 in 1948 compared with \$86,000 in 1939.

Employment in the parish also rose over the 9-year period between 1939 and 1948 for the above trades. Establishments in these trades reported a combined total of 777 paid employees for the workweek ended nearest November 15, 1948. This compared with a total of 424 employees reported for the week of November 15, 1939.

These preliminary figures have been derived from a Census report on Richland Parish, Louisiana. Final figures, superseding the preliminary data for Richland Parish, will be included in a Bulletin for the State of Louisiana to be issued in several months. Similar data will be made available this year in preliminary and final form for each of the parishes, counties, and States. A single copy of the preliminary release for Richland Parish as well as an order blank for other area releases may be obtained by writing to the Bureau of the Census, Washington 25, D. C.

Table 1.—CENSUS OF BUSINESS PRELIMINARY RESULTS FOR 1948, BY TRADE GROUP

RICHLAND PARISH, LA.

Trade group and kind of business	Number of establishments	1948 sales and receipts (Thousand dollars)	Active proprietors of unincorporated businesses Nov. 1948	Paid employees, workweek ended nearest Nov. 15, 1948	
				Total employees ¹	Full workweek employees
RETAIL TRADE, total.....	255	12,513	255	659	537
Food group.....	81	2,713	79	99	76
Eating and drinking places.....	42	572	45	112	101
General merchandise grp, general stores.....	30	1,284	30	88	51
Apparel group.....	14	684	15	34	27
Furniture-home furnishgs-appliance grp.....	6	355	9	16	12
Automotive group.....	15	2,848	14	116	103
Gasoline service stations.....	22	810	24	50	42
Lumber-building-hardware group.....	13	1,660	9	67	64
Drug and proprietary stores.....	8	476	7	31	26
All other retail stores.....	24	1,111	23	46	35
WHOLESALE TRADE.....	14	4,547	9	22	x
SELECTED SERVICE TRADES, ² total.....	48	357	44	96	88
Personal services.....	32	231	29	79	72
All other service trades.....	16	126	15	17	16
AMUSEMENTS.....	8	180	5	28	x

x Not available.

¹/ Includes employees paid for less than the full workweek.

²/ See General Description on last page for changes from the 1939 Census of Business in the coverage of Service Trades.

GENERAL DESCRIPTION OF PRELIMINARY RELEASES FOR THE 1948 CENSUS OF BUSINESS

This series of releases, of which one is planned for each county in the United States, presents preliminary results of the 1948 Census of Business. The information is based on reports submitted by business establishments for that Census. The figures shown are preliminary, and are subject to revision in the final Census publications, but the changes are expected to be relatively minor with respect to coverage. The final Census figures will be issued in a series of Business Census bulletins which will show additional detailed kind-of-business information for all places where there are a sufficient number of establishments.

The 1948 Census of Business was taken under the provision of the Act of June 19, 1948, which provides that the Business Census be taken for 1948 and for each fifth year thereafter. Previous Business Censuses were taken for the years 1929, 1933, 1935, and 1939.

Scope of the Census.--The 1948 Census of Business covered all establishments in the following trades, as defined by the Standard Industrial Classification Manual, May 1949 issue, of the Executive Office of the President: all retail trades; all wholesale trades; all service trades in the following four groups--personal services, business services, automobile repairs and services, and miscellaneous repair services; hotels; tourist courts and camps; and amusements, including motion picture theaters. Some important services not covered are radio broadcasting and television, medical and health, legal, educational, nonprofit, accounting, and domestic services.

This coverage is similar to that of the 1939 Business Census. However, "custom trades" and "services incidental to transportation," which are no longer included in the standard classification of the service trades, are not covered by the 1948 Census. In a number of localities, these exclusions as well as other changes in the standard classification may have a considerable effect in comparing

1948 with 1939 data, particularly with respect to establishment count.

Establishment definition.--For Census purposes, a business establishment is defined to include only enterprises conducted from a recognizable place of business, provided that the annual sales were in excess of \$5,000 for a wholesale trade establishment and \$500 for establishments in other trades. A detailed analysis of coverage will be provided in future Census of Business publications.

"Number of establishments" is the number of separate business locations, rather than the number of business companies or organizations, since the Census figures represent information reported separately for each business location or establishment. The establishment count reflects the number of places in business at the end of 1948 excluding administrative and executive offices of multiunit organizations, and "chain store" warehouses.

Sales and receipts.--"1948 sales and receipts" represents sales of merchandise and receipts from repairs and other services to customers. The figures reflect deductions for returned goods and allowances, but not for trade-in allowances; they exclude sales and excise taxes collected from customers and paid directly to any taxing agency.

Proprietors.--"Active proprietors..." represents owners and partners of unincorporated businesses who devoted the major portion of their time to the business in November 1948.

Employment.--"Number of paid employees..." represents all employees on the pay roll for the pay period ending nearest November 15, 1948. "Full workweek" employees, whether regular or seasonal, are those who in the November 15 pay period were paid for working at least the number of hours typically worked in a week by employees of the reporting establishment.

1948 CENSUS OF BUSINESS

U. S. DEPARTMENT OF COMMERCE
BUREAU OF THE CENSUS

RETAIL, WHOLESALE, SERVICE TRADES

PRELIMINARY

For Release April 10, 1950

Release Series BC-1P-17-043

SABINE PARISH, LA.

Retail, wholesale, and service establishments located in Sabine Parish, Louisiana, showed a substantial expansion in dollar volume of trade from 1939 to 1948 according to preliminary figures from the 1948 Census of Business released today by the Bureau of the Census, U. S. Department of Commerce.

Retail sales in the parish during 1948 aggregated \$6.4 million, an increase of 156 percent over the \$2.5 million in 1939, when the preceding Census of Business was taken. Wholesale sales in the parish reached a total of \$1.6 million in 1948 as compared with \$0.9 million in 1939. The service trades included in the Census of Business recorded receipts totaling \$187,000 in 1948 compared with \$69,000 in 1939.

Employment in the parish also rose over the 9-year period between 1939 and 1948 for the above trades. Establishments in these trades reported a combined total of 402 paid employees for the workweek ended nearest November 15, 1948. This compared with a total of 321 employees reported for the week of November 15, 1939.

These preliminary figures have been derived from a Census report on Sabine Parish, Louisiana. Final figures, superseding the preliminary data for Sabine Parish, will be included in a Bulletin for the State of Louisiana to be issued in several months. Similar data will be made available this year in preliminary and final form for each of the parishes, counties, and States. A single copy of the preliminary release for Sabine Parish as well as an order blank for other area releases may be obtained by writing to the Bureau of the Census, Washington 25, D. C.

Table 1.—CENSUS OF BUSINESS PRELIMINARY RESULTS FOR 1948, BY TRADE GROUP
SABINE PARISH, LA.

Trade group and kind of business	Number of establishments	1948 sales and receipts (Thousand dollars)	Active proprietors of unincorporated businesses Nov. 1948	Paid employees, workweek ended nearest Nov. 15, 1948	
				Total employees ¹	Full workweek employees
RETAIL TRADE, total.....	198	6,436	188	339	281
Food group.....	88	1,664	89	43	26
Eating and drinking places.....	24	153	24	37	30
General merchandise grp, general stores	24	1,818	20	92	75
Furniture-home furnishgs-appliance grp	5	372	5	19	19
Automotive group.....	12	1,006	12	55	53
Gasoline service stations.....	23	552	20	41	36
Lumber-building-hardware group.....	5	196	4	12	12
Drug and proprietary stores.....	5	254	4	24	18
All other retail stores.....	12	421	10	16	12
WHOLESALE TRADE.....	7	1,610	7	33	x
SELECTED SERVICE TRADES, ^{2/} total.....	33	187	32	30	26
Personal services.....	19	97	17	21	18
All other service trades.....	14	90	15	9	8

x Not available.

^{1/} Includes employees paid for less than the full workweek.

^{2/} See General Description on last page for changes from the 1939 Census of Business in the coverage of Service Trades.

GENERAL DESCRIPTION OF PRELIMINARY RELEASES FOR THE
1948 CENSUS OF BUSINESS

This series of releases, of which one is planned for each county in the United States, presents preliminary results of the 1948 Census of Business. The information is based on reports submitted by business establishments for that Census. The figures shown are preliminary, and are subject to revision in the final Census publications, but the changes are expected to be relatively minor with respect to coverage. The final Census figures will be issued in a series of Business Census bulletins which will show additional detailed kind-of-business information for all places where there are a sufficient number of establishments.

The 1948 Census of Business was taken under the provision of the Act of June 19, 1948, which provides that the Business Census be taken for 1948 and for each fifth year thereafter. Previous Business Censuses were taken for the years 1929, 1933, 1935, and 1939.

Scope of the Census.—The 1948 Census of Business covered all establishments in the following trades, as defined by the Standard Industrial Classification Manual, May 1949 issue, of the Executive Office of the President: all retail trades; all wholesale trades; all service trades in the following four groups—personal services, business services, automobile repairs and services, and miscellaneous repair services; hotels; tourist courts and camps; and amusements, including motion picture theaters. Some important services not covered are radio broadcasting and television, medical and health, legal, educational, nonprofit, accounting, and domestic services.

This coverage is similar to that of the 1939 Business Census. However, "custom trades" and "services incidental to transportation," which are no longer included in the standard classification of the service trades, are not covered by the 1948 Census. In a number of localities, these exclusions as well as other changes in the standard classification may have a considerable effect in comparing

1948 with 1939 data, particularly with respect to establishment count.

Establishment definition.—For Census purposes, a business establishment is defined to include only enterprises conducted from a recognizable place of business, provided that the annual sales were in excess of \$5,000 for a wholesale trade establishment and \$500 for establishments in other trades. A detailed analysis of coverage will be provided in future Census of Business publications.

"Number of establishments" is the number of separate business locations, rather than the number of business companies or organizations, since the Census figures represent information reported separately for each business location or establishment. The establishment count reflects the number of places in business at the end of 1948 excluding administrative and executive offices of multiunit organizations, and "chain store" warehouses.

Sales and receipts.—"1948 sales and receipts" represents sales of merchandise and receipts from repairs and other services to customers. The figures reflect deductions for returned goods and allowances, but not for trade-in allowances; they exclude sales and excise taxes collected from customers and paid directly to any taxing agency.

Proprietors.—"Active proprietors..." represents owners and partners of unincorporated businesses who devoted the major portion of their time to the business in November 1948.

Employment.—"Number of paid employees..." represents all employees on the pay roll for the pay period ending nearest November 15, 1948. "Full workweek" employees, whether regular or seasonal, are those who in the November 15 pay period were paid for working at least the number of hours typically worked in a week by employees of the reporting establishment.

1948 CENSUS OF BUSINESS

RETAIL, WHOLESALE, SERVICE TRADES

U. S. DEPARTMENT OF COMMERCE
BUREAU OF THE CENSUS

PRELIMINARY

For Release April 24, 1950

Release Series BC-1P-17-044

ST. BERNARD PARISH, LA.

Retail establishments located in St. Bernard Parish, Louisiana, showed a substantial expansion in dollar volume of trade from 1939 to 1948 according to preliminary figures from the 1948 Census of Business released today by the Bureau of the Census, U. S. Department of Commerce.

Retail sales in the parish during 1948 aggregated \$3.1 million, an increase of 343 percent over the \$0.7 million in 1939, when the preceding Census of Business was taken.

Employment in the parish also rose over the 9-year period between 1939 and 1948 for the above trades. Establishments in these trades reported a combined total of 148 paid employees for the workweek ended nearest November 15, 1948. This compared with a total of 82 employees reported for the week of November 15, 1939.

These preliminary figures have been derived from a Census report on St. Bernard Parish, Louisiana. Final figures, superseding the preliminary data for St. Bernard Parish, will be included in a Bulletin for the State of Louisiana to be issued in several months. Similar data will be made available this year in preliminary and final form for each of the parishes, counties, and States. A single copy of the preliminary release for St. Bernard Parish as well as an order blank for other area releases may be obtained by writing to the Bureau of the Census, Washington 25, D. C.

Table 1.—CENSUS OF BUSINESS PRELIMINARY RESULTS FOR 1948, BY TRADE GROUP

ST. BERNARD PARISH, LA.

Trade group and kind of business	Number of establishments	1948 sales and receipts (Thousand dollars)	Active proprietors of unincorporated businesses Nov. 1948	Paid employees, workweek ended nearest Nov. 15, 1948	
				Total employees ¹	Full workweek employees
RETAIL TRADE, total.....	113	3,061	117	148	137
Food group.....	49	903	54	25	24
Eating and drinking places.....	36	385	35	22	20
Gasoline service stations.....	13	556	11	37	32
All other retail stores.....	15	1,217	17	64	61

¹/ Includes employees paid for less than the full workweek.

GENERAL DESCRIPTION OF PRELIMINARY RELEASES FOR THE 1948 CENSUS OF BUSINESS

This series of releases, of which one is planned for each county in the United States, presents preliminary results of the 1948 Census of Business. The information is based on reports submitted by business establishments for that Census. The figures shown are preliminary, and are subject to revision in the final Census publications, but the changes are expected to be relatively minor with respect to coverage. The final Census figures will be issued in a series of Business Census bulletins which will show additional detailed kind-of-business information for all places where there are a sufficient number of establishments.

The 1948 Census of Business was taken under the provision of the Act of June 19, 1948, which provides that the Business Census be taken for 1948 and for each fifth year thereafter. Previous Business Censuses were taken for the years 1929, 1933, 1935, and 1939.

Scope of the Census.—The 1948 Census of Business covered all establishments in the following trades, as defined by the Standard Industrial Classification Manual, May 1949 issue, of the Executive Office of the President: all retail trades; all wholesale trades; all service trades in the following four groups—personal services, business services, automobile repairs and services, and miscellaneous repair services; hotels; tourist courts and camps; and amusements, including motion picture theaters. Some important services not covered are radio broadcasting and television, medical and health, legal, educational, nonprofit, accounting, and domestic services.

This coverage is similar to that of the 1939 Business Census. However, "custom trades" and "services incidental to transportation," which are no longer included in the standard classification of the service trades, are not covered by the 1948 Census. In a number of localities, these exclusions as well as other changes in the standard classification may have a considerable effect in comparing

1948 with 1939 data, particularly with respect to establishment count.

Establishment definition.—For Census purposes, a business establishment is defined to include only enterprises conducted from a recognizable place of business, provided that the annual sales were in excess of \$5,000 for a wholesale trade establishment and \$500 for establishments in other trades. A detailed analysis of coverage will be provided in future Census of Business publications.

"Number of establishments" is the number of separate business locations, rather than the number of business companies or organizations, since the Census figures represent information reported separately for each business location or establishment. The establishment count reflects the number of places in business at the end of 1948 excluding administrative and executive offices of multiunit organizations, and "chain store" warehouses.

Sales and receipts.—"1948 sales and receipts" represents sales of merchandise and receipts from repairs and other services to customers. The figures reflect deductions for returned goods and allowances, but not for trade-in allowances; they exclude sales and excise taxes collected from customers and paid directly to any taxing agency.

Proprietors.—"Active proprietors..." represents owners and partners of unincorporated businesses who devoted the major portion of their time to the business in November 1948.

Employment.—"Number of paid employees..." represents all employees on the pay roll for the pay period ending nearest November 15, 1948. "Full workweek" employees, whether regular or seasonal, are those who in the November 15 pay period were paid for working at least the number of hours typically worked in a week by employees of the reporting establishment.

1948 CENSUS OF BUSINESS

U. S. DEPARTMENT OF COMMERCE
BUREAU OF THE CENSUS

RETAIL, WHOLESALE, SERVICE TRADES

PRELIMINARY

For Release April 17, 1950

Release Series BC-1P-17-045

ST. CHARLES PARISH, LA.

Retail and service establishments located in St. Charles Parish, Louisiana, showed a substantial expansion in dollar volume of trade from 1939 to 1948 according to preliminary figures from the 1948 Census of Business released today by the Bureau of the Census, U. S. Department of Commerce.

Retail sales in the parish during 1948 aggregated \$4.5 million, an increase of 200 percent over the \$1.5 million in 1939, when the preceding Census of Business was taken. The service trades included in the Census of Business recorded receipts totaling \$108,000 in 1948 compared with \$45,000 in 1939.

Employment in the parish also rose over the 9-year period between 1939 and 1948 for the above trades. Establishments in these trades reported a combined total of 221 paid employees for the workweek ended nearest November 15, 1948. This compared with a total of 189 employees reported for the week of November 15, 1939.

These preliminary figures have been derived from a Census report on St. Charles Parish, Louisiana. Final figures, superseding the preliminary data for St. Charles Parish, will be included in a Bulletin for the State of Louisiana to be issued in several months. Similar data will be made available this year in preliminary and final form for each of the parishes, counties, and States. A single copy of the preliminary release for St. Charles Parish as well as an order blank for other area releases may be obtained by writing to the Bureau of the Census, Washington 25, D. C.

Table 1.—CENSUS OF BUSINESS PRELIMINARY RESULTS FOR 1948, BY TRADE GROUP

ST. CHARLES PARISH, LA.

Trade group and kind of business	Number of establishments	1948 sales and receipts (Thousand dollars)	Active proprietors of unincorporated businesses Nov. 1948	Paid employees, workweek ended nearest Nov. 15, 1948	
				Total employees ¹	Full workweek employees
RETAIL TRADE, total.....	155	4,457	152	201	156
Food group.....	66	1,591	70	30	24
Eating and drinking places.....	50	653	44	72	64
General merchandise grp, general stores.	6	226	6	9	8
Gasoline service stations.....	14	370	15	12	11
Drug and proprietary stores.....	5	169	4	9	7
All other retail stores.....	14	1,448	13	69	42
SELECTED SERVICE TRADES, ^{2/} total.....	18	108	18	20	20
Personal services.....	11	67	11	14	14
All other service trades.....	7	41	7	6	6
AMUSEMENTS.....	6	76	4	10	x

x Not available.

^{1/} Includes employees paid for less than the full workweek.

^{2/} See General Description on last page for changes from the 1939 Census of Business in the coverage of Service Trades.

GENERAL DESCRIPTION OF PRELIMINARY RELEASES FOR THE 1948 CENSUS OF BUSINESS

This series of releases, of which one is planned for each county in the United States, presents preliminary results of the 1948 Census of Business. The information is based on reports submitted by business establishments for that Census. The figures shown are preliminary, and are subject to revision in the final Census publications, but the changes are expected to be relatively minor with respect to coverage. The final Census figures will be issued in a series of Business Census bulletins which will show additional detailed kind-of-business information for all places where there are a sufficient number of establishments.

The 1948 Census of Business was taken under the provision of the Act of June 19, 1948, which provides that the Business Census be taken for 1948 and for each fifth year thereafter. Previous Business Censuses were taken for the years 1929, 1933, 1935, and 1939.

Scope of the Census.—The 1948 Census of Business covered all establishments in the following trades, as defined by the Standard Industrial Classification Manual, May 1949 issue, of the Executive Office of the President: all retail trades; all wholesale trades; all service trades in the following four groups—personal services, business services, automobile repairs and services, and miscellaneous repair services; hotels; tourist courts and camps; and amusements, including motion picture theaters. Some important services not covered are radio broadcasting and television, medical and health, legal, educational, nonprofit, accounting, and domestic services.

This coverage is similar to that of the 1939 Business Census. However, "custom trades" and "services incidental to transportation," which are no longer included in the standard classification of the service trades, are not covered by the 1948 Census. In a number of localities, these exclusions as well as other changes in the standard classification may have a considerable effect in comparing

1948 with 1939 data, particularly with respect to establishment count.

Establishment definition.—For Census purposes, a business establishment is defined to include only enterprises conducted from a recognizable place of business, provided that the annual sales were in excess of \$5,000 for a wholesale trade establishment and \$500 for establishments in other trades. A detailed analysis of coverage will be provided in future Census of Business publications.

"Number of establishments" is the number of separate business locations, rather than the number of business companies or organizations, since the Census figures represent information reported separately for each business location or establishment. The establishment count reflects the number of places in business at the end of 1948 excluding administrative and executive offices of multiunit organizations, and "chain store" warehouses.

Sales and receipts.—"1948 sales and receipts" represents sales of merchandise and receipts from repairs and other services to customers. The figures reflect deductions for returned goods and allowances, but not for trade-in allowances; they exclude sales and excise taxes collected from customers and paid directly to any taxing agency.

Proprietors.—"Active proprietors..." represents owners and partners of unincorporated businesses who devoted the major portion of their time to the business in November 1948.

Employment.—"Number of paid employees..." represents all employees on the pay roll for the pay period ending nearest November 15, 1948. "Full workweek" employees, whether regular or seasonal, are those who in the November 15 pay period were paid for working at least the number of hours typically worked in a week by employees of the reporting establishment.

1948 CENSUS OF BUSINESS

RETAIL, WHOLESALE, SERVICE TRADES

U. S. DEPARTMENT OF COMMERCE
BUREAU OF THE CENSUS

PRELIMINARY

For Release April 10, 1950

Release Series BC-1P-17-046

ST. HELENA PARISH, LA.

Retail establishments located in St. Helena Parish, Louisiana, showed a substantial expansion in dollar volume of trade from 1939 to 1948 according to preliminary figures from the 1948 Census of Business released today by the Bureau of the Census, U. S. Department of Commerce.

Retail sales in the parish during 1948 aggregated \$1.3 million, an increase of 333 percent over the \$0.3 million in 1939, when the preceding Census of Business was taken.

Employment in the parish also rose over the 9-year period between 1939 and 1948 for the above trade. Retail establishments reported a total of 39 paid employees for the workweek ended nearest November 15, 1948. This compared with a total of 20 employees reported for the week of November 15, 1939.

These preliminary figures have been derived from a Census report on St. Helena Parish, Louisiana. Final figures, superseding the preliminary data for St. Helena Parish, will be included in a Bulletin for the State of Louisiana to be issued in several months. Similar data will be made available this year in preliminary and final form for each of the parishes, counties, and States. A single copy of the preliminary release for St. Helena Parish as well as an order blank for other area releases may be obtained by writing to the Bureau of the Census, Washington 25, D. C.

Table 1.—CENSUS OF BUSINESS PRELIMINARY RESULTS FOR 1948, BY TRADE GROUP
ST. HELENA PARISH, LA.

Trade group and kind of business	Number of establishments	1948 sales and receipts (Thousand dollars)	Active proprietors of unincorporated businesses Nov. 1948	Paid employees, workweek ended nearest Nov. 15, 1948	
				Total employees ¹	Full workweek employees
RETAIL TRADE, total.....	55	1,253	51	39	33
Food group.....	27	401	25	11	8
Eating and drinking places...	5	11	4	3	3
Gasoline service stations....	6	130	5	5	5
All other retail stores.....	17	711	17	20	17

¹/ Includes employees paid for less than the full workweek.

GENERAL DESCRIPTION OF PRELIMINARY RELEASES FOR THE 1948 CENSUS OF BUSINESS

This series of releases, of which one is planned for each county in the United States, presents preliminary results of the 1948 Census of Business. The information is based on reports submitted by business establishments for that Census. The figures shown are preliminary, and are subject to revision in the final Census publications, but the changes are expected to be relatively minor with respect to coverage. The final Census figures will be issued in a series of Business Census bulletins which will show additional detailed kind-of-business information for all places where there are a sufficient number of establishments.

The 1948 Census of Business was taken under the provision of the Act of June 19, 1948, which provides that the Business Census be taken for 1948 and for each fifth year thereafter. Previous Business Censuses were taken for the years 1929, 1933, 1935, and 1939.

Scope of the Census.—The 1948 Census of Business covered all establishments in the following trades, as defined by the Standard Industrial Classification Manual, May 1949 issue, of the Executive Office of the President: all retail trades; all wholesale trades; all service trades in the following four groups—personal services, business services, automobile repairs and services, and miscellaneous repair services; hotels; tourist courts and camps; and amusements, including motion picture theaters. Some important services not covered are radio broadcasting and television, medical and health, legal, educational, nonprofit, accounting, and domestic services.

This coverage is similar to that of the 1939 Business Census. However, "custom trades" and "services incidental to transportation," which are no longer included in the standard classification of the service trades, are not covered by the 1948 Census. In a number of localities, these exclusions as well as other changes in the standard classification may have a considerable effect in comparing

1948 with 1939 data, particularly with respect to establishment count.

Establishment definition.—For Census purposes, a business establishment is defined to include only enterprises conducted from a recognizable place of business, provided that the annual sales were in excess of \$5,000 for a wholesale trade establishment and \$500 for establishments in other trades. A detailed analysis of coverage will be provided in future Census of Business publications.

"Number of establishments" is the number of separate business locations, rather than the number of business companies or organizations, since the Census figures represent information reported separately for each business location or establishment. The establishment count reflects the number of places in business at the end of 1948 excluding administrative and executive offices of multiunit organizations, and "chain store" warehouses.

Sales and receipts.—"1948 sales and receipts" represents sales of merchandise and receipts from repairs and other services to customers. The figures reflect deductions for returned goods and allowances, but not for trade-in allowances; they exclude sales and excise taxes collected from customers and paid directly to any taxing agency.

Proprietors.—"Active proprietors..." represents owners and partners of unincorporated businesses who devoted the major portion of their time to the business in November 1948.

Employment.—"Number of paid employees..." represents all employees on the pay roll for the pay period ending nearest November 15, 1948. "Full workweek" employees, whether regular or seasonal, are those who in the November 15 pay period were paid for working at least the number of hours typically worked in a week by employees of the reporting establishment.

1948 CENSUS OF BUSINESS

U. S. DEPARTMENT OF COMMERCE
BUREAU OF THE CENSUS

RETAIL, WHOLESALE, SERVICE TRADES

PRELIMINARY

For Release May 15, 1950

Release Series BC-1P-17-047

ST. JAMES PARISH, LA.

Retail, wholesale, and service establishments located in St. James Parish, Louisiana, showed a substantial expansion in dollar volume of trade from 1939 to 1948 according to preliminary figures from the 1948 Census of Business released today by the Bureau of the Census, U. S. Department of Commerce.

Retail sales in the parish during 1948 aggregated \$5.3 million, an increase of 231 percent over the \$1.6 million in 1939, when the preceding Census of Business was taken. Wholesale sales in the parish reached a total of \$2.3 million in 1948 as compared with \$1.3 million in 1939. The service trades included in the Census of Business recorded receipts totaling \$111,000 in 1948 compared with \$40,000 in 1939.

Employment in the parish also rose over the 9-year period between 1939 and 1948 for the above trades. Establishments in these trades reported a combined total of 304 paid employees for the workweek ended nearest November 15, 1948. This compared with a total of 213 employees reported for the week of November 15, 1939.

These preliminary figures have been derived from a Census report on St. James Parish, Louisiana. Final figures, superseding the preliminary data for St. James Parish, will be included in a Bulletin for the State of Louisiana to be issued in several months. Similar data will be made available this year in preliminary and final form for each of the parishes, counties, and States. A single copy of the preliminary release for St. James Parish as well as an order blank for other area releases may be obtained by writing to the Bureau of the Census, Washington 25, D. C.

Table 1.—CENSUS OF BUSINESS PRELIMINARY RESULTS FOR 1948, BY TRADE GROUP
ST. JAMES PARISH, LA.

Trade group and kind of business	Number of establishments	1948 sales and receipts (Thousand dollars)	Active proprietors of unincorporated businesses Nov. 1948	Paid employees, workweek ended nearest Nov. 15, 1948	
				Total employees ¹	Full workweek employees
RETAIL TRADE, total.....	170	5,305	175	266	228
Food group.....	77	1,527	79	27	18
Eating and drinking places.....	37	722	38	81	72
General merchandise grp, general stores.....	22	1,052	23	50	43
Furniture-home furnishings-appliance grp.....	6	268	6	5	5
Automotive group.....	7	737	9	26	22
Gasoline service stations.....	10	506	10	50	50
All other retail stores.....	11	493	10	27	18
WHOLESALE TRADE.....	6	2,329	2	27	x
SELECTED SERVICE TRADES, ² /total.....	20	111	22	11	9
Personal services.....	13	63	15	7	5
All other service trades.....	7	48	7	4	4

x Not available.

¹/ Includes employees paid for less than the full workweek.

²/ See General Description on last page for changes from the 1939 Census of Business in the coverage of Service Trades.

GENERAL DESCRIPTION OF PRELIMINARY RELEASES FOR THE 1948 CENSUS OF BUSINESS

This series of releases, of which one is planned for each county in the United States, presents preliminary results of the 1948 Census of Business. The information is based on reports submitted by business establishments for that Census. The figures shown are preliminary, and are subject to revision in the final Census publications, but the changes are expected to be relatively minor with respect to coverage. The final Census figures will be issued in a series of Business Census bulletins which will show additional detailed kind-of-business information for all places where there are a sufficient number of establishments.

The 1948 Census of Business was taken under the provision of the Act of June 19, 1948, which provides that the Business Census be taken for 1948 and for each fifth year thereafter. Previous Business Censuses were taken for the years 1929, 1933, 1935, and 1939.

Scope of the Census.—The 1948 Census of Business covered all establishments in the following trades, as defined by the Standard Industrial Classification Manual, May 1949 issue, of the Executive Office of the President: all retail trades; all wholesale trades; all service trades in the following four groups—personal services, business services, automobile repairs and services, and miscellaneous repair services; hotels; tourist courts and camps; and amusements, including motion picture theaters. Some important services not covered are radio broadcasting and television, medical and health, legal, educational, nonprofit, accounting, and domestic services.

This coverage is similar to that of the 1939 Business Census. However, "custom trades" and "services incidental to transportation," which are no longer included in the standard classification of the service trades, are not covered by the 1948 Census. In a number of localities, these exclusions as well as other changes in the standard classification may have a considerable effect in comparing

1948 with 1939 data, particularly with respect to establishment count.

Establishment definition.—For Census purposes, a business establishment is defined to include only enterprises conducted from a recognizable place of business, provided that the annual sales were in excess of \$5,000 for a wholesale trade establishment and \$500 for establishments in other trades. A detailed analysis of coverage will be provided in future Census of Business publications.

"Number of establishments" is the number of separate business locations, rather than the number of business companies or organizations, since the Census figures represent information reported separately for each business location or establishment. The establishment count reflects the number of places in business at the end of 1948 excluding administrative and executive offices of multiunit organizations, and "chain store" warehouses.

Sales and receipts.—"1948 sales and receipts" represents sales of merchandise and receipts from repairs and other services to customers. The figures reflect deductions for returned goods and allowances, but not for trade-in allowances; they exclude sales and excise taxes collected from customers and paid directly to any taxing agency.

Proprietors.—"Active proprietors..." represents owners and partners of unincorporated businesses who devoted the major portion of their time to the business in November 1948.

Employment.—"Number of paid employees..." represents all employees on the pay roll for the pay period ending nearest November 15, 1948. "Full workweek" employees, whether regular or seasonal, are those who in the November 15 pay period were paid for working at least the number of hours typically worked in a week by employees of the reporting establishment.

1948 CENSUS OF BUSINESS

RETAIL, WHOLESALE, SERVICE TRADES

U. S. DEPARTMENT OF COMMERCE
BUREAU OF THE CENSUS

PRELIMINARY

For Release April 10, 1950

Release Series BC-1P-17-048

ST. JOHN THE BAPTIST PARISH, LA.

Retail, wholesale, and service establishments located in St. John the Baptist Parish, Louisiana, showed a substantial expansion in dollar volume of trade from 1939 to 1948 according to preliminary figures from the 1948 Census of Business released today by the Bureau of the Census, U. S. Department of Commerce.

Retail sales in the parish during 1948 aggregated \$4.7 million, an increase of 176 percent over the \$1.7 million in 1939, when the preceding Census of Business was taken. Wholesale sales in the parish reached a total of \$829,000 in 1948 as compared with \$673,000 in 1939. The service trades included in the Census of Business recorded receipts totaling \$121,000 in 1948 compared with \$34,000 in 1939.

Employment in the parish rose over the 9-year period between 1939 and 1948 for the retail and service trades. Establishments in these trades reported a combined total of 248 paid employees for the workweek ended nearest November 15, 1948. This compared with a total of 229 employees reported for the week of November 15, 1939. Wholesale establishments reported a total of 12 paid employees for the week of November 15, 1948, a decrease from the 32 paid employees reported for the same week in 1939.

These preliminary figures have been derived from a Census report on St. John the Baptist Parish, Louisiana. Final figures, superseding the preliminary data for St. John the Baptist Parish, will be included in a Bulletin for the State of Louisiana to be issued in several months. Similar data will be made available this year in preliminary and final form for each of the parishes, counties, and States. A single copy of the preliminary release for St. John the Baptist Parish as well as an order blank for other area releases may be obtained by writing to the Bureau of the Census, Washington 25, D. C.

Table 1.—CENSUS OF BUSINESS PRELIMINARY RESULTS FOR 1948, BY TRADE GROUP

ST. JOHN THE BAPTIST PARISH, LA.

Trade group and kind of business	Number of establishments	1948 sales and receipts (Thousand dollars)	Active proprietors of unincorporated businesses Nov. 1948	Paid employees, workweek ended nearest Nov. 15, 1948	
				Total employees ¹	Full workweek employees
RETAIL TRADE, total.....	168	4,706	160	235	200
Food group.....	75	1,758	69	46	39
Eating and drinking places.....	43	545	48	57	42
General merchandise grp, general stores.	12	950	6	48	48
Furniture-home furnishings-appliance grp.	8	273	9	6	6
Automotive group.....	—	—	—	—	—
Gasoline service stations.....	17	565	15	42	41
Lumber-building-hardware group.....		Included with "All other retail stores"			
Drug and proprietary stores.....	5	102	5	6	4
All other retail stores.....	8	513	8	30	20
WHOLESALE TRADE.....	6	829	6	12	x
SELECTED SERVICE TRADES, ² /total.....	20	121	19	13	12
Personal services.....	14	46	14	2	1
All other service trades.....	6	75	5	11	11
AMUSEMENTS.....	6	79	4	18	x

x Not available.

¹/ Includes employees paid for less than the full workweek.²/ See General Description on this page for changes from the 1939 Census of Business in the coverage of Service Trades.

GENERAL DESCRIPTION OF PRELIMINARY RELEASES FOR THE 1948 CENSUS OF BUSINESS

This series of releases, of which one is planned for each county in the United States, presents preliminary results of the 1948 Census of Business. The information is based on reports submitted by business establishments for that Census. The figures shown are preliminary, and are subject to revision in the final Census publications, but the changes are expected to be relatively minor with respect to coverage. The final Census figures will be issued in a series of Business Census bulletins which will show additional detailed kind-of-business information for all places where there are a sufficient number of establishments.

The 1948 Census of Business was taken under the provision of the Act of June 19, 1948, which provides that the Business Census be taken for 1948 and for each fifth year thereafter. Previous Business Censuses were taken for the years 1929, 1933, 1935, and 1939.

Scope of the Census.—The 1948 Census of Business covered all establishments in the following trades, as defined by the Standard Industrial Classification Manual, May 1949 issue, of the Executive Office of the President: all retail trades; all wholesale trades; all service trades in the following four groups—personal services, business services, automobile repairs and services, and miscellaneous repair services; hotels; tourist courts and camps; and amusements, including motion picture theaters. Some important services not covered are radio broadcasting and television, medical and health, legal, educational, nonprofit, accounting, and domestic services.

This coverage is similar to that of the 1939 Business Census. However, "custom trades" and "services incidental to transportation," which are no longer included in the standard classification of the service trades, are not covered by the 1948 Census. In a number of localities, these exclusions as well as

other changes in the standard classification may have a considerable effect in comparing 1948 with 1939 data, particularly with respect to establishment count.

Establishment definition.—For Census purposes, a business establishment is defined to include only enterprises conducted from a recognizable place of business, provided that the annual sales were in excess of \$5,000 for a wholesale trade establishment and \$500 for establishments in other trades. A detailed analysis of coverage will be provided in future Censuses of Business publications.

"Number of establishments" is the number of separate business locations, rather than the number of business companies or organizations, since the Census figures represent information reported separately for each business location or establishment. The establishment count reflects the number of places in business at the end of 1948 excluding administrative and executive offices of multiunit organizations, and "chain store" warehouses.

Sales and receipts.—"1948 sales and receipts" represents sales of merchandise and receipts from repairs and other services to customers. The figures reflect deductions for returned goods and allowances, but not for trade-in allowances; they exclude sales and excise taxes collected from customers and paid directly to any taxing agency.

Proprietors.—"Active proprietors..." represents owners and partners of unincorporated businesses who devoted the major portion of their time to the business in November 1948.

Employment.—"Number of paid employees..." represents all employees on the pay roll for the pay period ending nearest November 15, 1948. "Full workweek" employees, whether regular or seasonal, are those who in the November 15 pay period were paid for working at least the number of hours typically worked in a week by employees of the reporting establishment.

1948 CENSUS OF BUSINESS

RETAIL, WHOLESALE, SERVICE TRADES

U. S. DEPARTMENT OF COMMERCE
BUREAU OF THE CENSUS

PRELIMINARY

For Release April 12, 1950

Release Series BC-1P-17-049

ST. LANDRY PARISH, LA.

Retail, wholesale, and service establishments located in St. Landry Parish, Louisiana, showed a substantial expansion in dollar volume of trade from 1939 to 1948 according to preliminary figures from the 1948 Census of Business released today by the Bureau of the Census, Department of Commerce.

Retail sales in the parish during 1948 aggregated \$30.6 million, an increase of 212 percent over the \$9.8 million in 1939, when the preceding Census of Business was taken. Wholesale sales in the parish reached a total of \$21.5 million in 1948 as compared with \$3.9 million in 1939. The service trades included in the Census of Business recorded receipts totaling \$1.2 million in 1948 compared with \$0.3 million in 1939.

Employment in the parish also rose over the 9-year period between 1939 and 1948 for the above trades. Establishments in these trades reported a combined total of 2,570 paid employees for the workweek ended nearest November 15, 1948. This compared with a total of 1,657 employees reported for the week of November 15, 1939.

These preliminary figures have been derived from a Census report on St. Landry Parish, Louisiana, which also includes data for the cities of Eunice and Opelousas. Final figures, superseding the preliminary data for St. Landry Parish, will be included in a Bulletin for the State of Louisiana to be issued in several months. Similar data will be made available this year in preliminary and final form for each of the parishes, counties, and States. A single copy of the preliminary release for St. Landry Parish as well as an order blank for other area releases may be obtained by writing to the Bureau of the Census, Washington 25, D. C.

Table 1.—CENSUS OF BUSINESS PRELIMINARY RESULTS FOR 1948, BY TRADE GROUP

ST. LANDRY PARISH, LA.

Trade group and kind of business	Number of establishments	1948 sales and receipts (Thousand dollars)	Active proprietors of unincorporated businesses Nov. 1948	Paid employees, workweek ended nearest Nov. 15, 1948	
				Total employees ¹	Full workweek employees
RETAIL TRADE, total.....	878	30,576	838	1,768	1,573
Food group.....	439	6,417	421	188	150
Eating and drinking places.....	180	2,683	190	373	298
General merchandise grp, general stores.	29	3,722	25	248	226
Apparel group.....	21	1,766	22	105	96
Furniture-home furnishgs-appliance grp.	29	2,697	30	144	133
Automotive group.....	22	5,500	20	262	257
Gasoline service stations.....	56	1,518	55	134	122
Lumber-building-hardware group.....	26	3,070	12	159	153
Drug and proprietary stores.....	14	679	10	55	52
All other retail stores.....	62	2,524	53	100	86
WHOLESALE TRADE, total.....	70	21,508	56	590	x
Merchant wholesalers.....	32	10,385	25	277	x
Assemblers of farm products.....	19	5,011	16	255	x
Other types of wholesalers.....	19	6,112	15	58	x
SELECTED SERVICE TRADES, ² total.....	148	1,230	144	212	203
Personal services.....	78	582	80	153	145
All other service trades.....	70	648	64	59	58
AMUSEMENTS.....	16	282	10	55	x

x/ Not available.

1/ Includes employees paid for less than the full workweek.

2/ See General Description on last page for changes from the 1939 Census of Business in the coverage of Service Trades.

Table 2.—CENSUS OF BUSINESS PRELIMINARY RESULTS FOR 1948 FOR CITIES OF 2,500 INHABITANTS OR MORE

ST. LANDRY PARISH, LA.

(Data omitted for trade groups where necessary to avoid disclosure)

City and trade group ¹	Number of establishments	1948 sales and receipts (Thousand dollars)	Active proprietors of unincorporated businesses Nov. 1948	Paid employees, workweek ended nearest Nov. 15, 1948	
				Total employees ²	Full workweek employees
Eunice:					
Retail trade.....	192	7,863	189	509	439
Wholesale trade.....	15	2,543	10	43	x
Selected service trades....	35	382	35	68	67
Opelousas:					
Retail trade.....	203	13,997	170	821	764
Wholesale trade.....	35	11,161	33	229	x
Selected service trades....	65	564	62	113	106
Remainder of county:					
Retail trade.....	483	8,716	479	438	370
Wholesale trade ³	20	7,804	13	318	x
Selected service trades....	48	284	47	31	30

x Not available.

¹/ See General Description on this page for changes from the 1939 Census of Business in the coverage of Service Trades.²/ Includes employees paid for less than the full workweek.³/ Includes figures for establishments not located in cities of 5,000 inhabitants or more.

GENERAL DESCRIPTION OF PRELIMINARY RELEASES FOR THE 1948 CENSUS OF BUSINESS

This series of releases, of which one is planned for each county in the United States, presents preliminary results of the 1948 Census of Business. The information is based on reports submitted by business establishments for that Census. The figures shown are preliminary, and are subject to revision in the final Census publications, but the changes are expected to be relatively minor with respect to coverage. The final Census figures will be issued in a series of Business Census bulletins which will show additional detailed kind-of-business information for all places where there are a sufficient number of establishments.

The 1948 Census of Business was taken under the provision of the Act of June 19, 1948, which provides that the Business Census be taken for 1948 and for each fifth year thereafter. Previous Business Censuses were taken for the years 1929, 1933, 1935, and 1939.

Scope of the Census.—The 1948 Census of Business covered all establishments in the following trades, as defined by the Standard Industrial Classification Manual, May 1949 issue, of the Executive Office of the President: all retail trades; all wholesale trades; all service trades in the following four groups—personal services, business services, automobile repairs and services, and miscellaneous repair services; hotels; tourist courts and camps; and amusements, including motion picture theaters. Some important services not covered are radio broadcasting and television, medical and health, legal, educational, nonprofit, accounting, and domestic services.

This coverage is similar to that of the 1939 Business Census. However, "custom trades" and "services incidental to transportation," which are no longer included in the standard classification of the service trades, are not covered by the 1948 Census. In a number of localities, these exclusions as well as

other changes in the standard classification may have a considerable effect in comparing 1948 with 1939 data, particularly with respect to establishment count.

Establishment definition.—For Census purposes, a business establishment is defined to include only enterprises conducted from a recognizable place of business, provided that the annual sales were in excess of \$5,000 for a wholesale trade establishment and \$500 for establishments in other trades. A detailed analysis of coverage will be provided in future Census of Business publications.

"Number of establishments" is the number of separate business locations, rather than the number of business companies or organizations, since the Census figures represent information reported separately for each business location or establishment. The establishment count reflects the number of places in business at the end of 1948 excluding administrative and executive offices of multinit organizations, and "chain store" warehouses.

Sales and receipts.—"1948 sales and receipts" represents sales of merchandise and receipts from repairs and other services to customers. The figures reflect deductions for returned goods and allowances, but not for trade-in allowances; they exclude sales and excise taxes collected from customers and paid directly to any taxing agency.

Proprietors.—"Active proprietors..." represents owners and partners of unincorporated businesses who devoted the major portion of their time to the business in November 1948.

Employment.—"Number of paid employees..." represents all employees on the pay roll for the pay period ending nearest November 15, 1948. "Full workweek" employees, whether regular or seasonal, are those who in the November 15 pay period were paid for working at least the number of hours typically worked in a week by employees of the reporting establishment.

1948 CENSUS OF BUSINESS

U. S. DEPARTMENT OF COMMERCE
BUREAU OF THE CENSUS

RETAIL, WHOLESALE, SERVICE TRADES

PRELIMINARY

For Release April 10, 1950

Release Series BC-1P-17-050

ST. MARTIN PARISH, LA.

Retail, wholesale, and service establishments located in St. Martin Parish, Louisiana, showed a substantial expansion in dollar volume of trade from 1939 to 1948 according to preliminary figures from the 1948 Census of Business released today by the Bureau of the Census, U. S. Department of Commerce.

Retail sales in the parish during 1948 aggregated \$7.2 million, an increase of 177 percent over the \$2.6 million in 1939, when the preceding Census of Business was taken. Wholesale sales in the parish reached a total of \$4.9 million in 1948 as compared with \$0.2 million in 1939. The service trades included in the Census of Business recorded receipts totaling \$217,000 in 1948 compared with \$46,000 in 1939.

Employment in the parish also rose over the 9-year period between 1939 and 1948 for the above trades. Establishments in these trades reported a combined total of 657 paid employees for the workweek ended nearest November 15, 1948. This compared with a total of 274 employees reported for the week of November 15, 1939.

These preliminary figures have been derived from a Census report on St. Martin Parish, Louisiana, which also includes data for the city of St. Martinville. Final figures, superseding the preliminary data for St. Martin Parish, will be included in a Bulletin for the State of Louisiana to be issued in several months. Similar data will be made available this year in preliminary and final form for each of the parishes, counties, and States. A single copy of the preliminary release for St. Martin Parish as well as an order blank for other area releases may be obtained by writing to the Bureau of the Census, Washington 25, D. C.

Table 1.—CENSUS OF BUSINESS PRELIMINARY RESULTS FOR 1948, BY TRADE GROUP

ST. MARTIN PARISH, LA.

Trade group and kind of business	Number of establishments	1948 sales and receipts (Thousand dollars)	Active proprietors of unincorporated businesses Nov. 1948	Paid employees, workweek ended nearest Nov. 15, 1948	
				Total employees ¹	Full workweek employees
RETAIL TRADE, total	351	7,227	327	371	324
Food group.....	172	1,433	156	34	30
Eating and drinking places.....	77	712	78	97	73
General merchandise grp, general stores.	28	1,193	24	44	42
Furniture-home furnishgs-appliance grp	8	201	7	11	10
Automotive group.....	9	1,926	10	102	100
Gasoline service stations.....	15	183	15	11	9
Lumber-building-hardware group.....	15	1,041	15	41	35
Drug and proprietary stores.....	7	181	5	13	13
All other retail stores.....	20	357	17	18	12
WHOLESALE TRADE, total	29	4,912	20	266	x
Merchant wholesalers.....	6	760	8	33	x
Other types of wholesalers.....	23	4,152	12	233	x
SELECTED SERVICE TRADES, 2/total	37	217	41	20	20
Personal services.....	22	131	24	15	15
All other service trades.....	15	86	17	5	5
AMUSEMENTS	7	112	4	19	x

x Not available.

1/ Includes employees paid for less than the full workweek.

2/ See General Description on last page for changes from the 1939 Census of Business in the coverage of Service Trades.

Table 2.—CENSUS OF BUSINESS PRELIMINARY RESULTS FOR 1948 FOR CITIES OF 2,500 INHABITANTS OR MORE

ST. MARTIN PARISH, LA.

(Data omitted for trade groups where necessary to avoid disclosure)

City and trade group ¹	Number of establishments	1948 sales and receipts (Thousand dollars)	Active proprietors of unincorporated businesses Nov. 1948	Paid employees, workweek ended nearest Nov. 15, 1948	
				Total employees ²	Full workweek employees
St. Martinville:					
Retail trade.....	99	2,424	98	122	114
Selected service trades....	18	88	22	8	8
Remainder of county:					
Retail trade.....	252	4,803	229	249	210
Selected service trades....	19	129	19	12	12

1/ See General Description on this page for changes from the 1939 Census of Business in the coverage of Service Trades.

2/ Includes employees paid for less than the full workweek.

GENERAL DESCRIPTION OF PRELIMINARY RELEASES FOR THE 1948 CENSUS OF BUSINESS

This series of releases, of which one is planned for each county in the United States, presents preliminary results of the 1948 Census of Business. The information is based on reports submitted by business establishments for that Census. The figures shown are preliminary, and are subject to revision in the final Census publications, but the changes are expected to be relatively minor with respect to coverage. The final Census figures will be issued in a series of Business Census bulletins which will show additional detailed kind-of-business information for all places where there are a sufficient number of establishments.

The 1948 Census of Business was taken under the provision of the Act of June 19, 1948, which provides that the Business Census be taken for 1948 and for each fifth year thereafter. Previous Business Censuses were taken for the years 1929, 1933, 1935, and 1939.

Scope of the Census.—The 1948 Census of Business covered all establishments in the following trades, as defined by the Standard Industrial Classification Manual, May 1949 issue, of the Executive Office of the President: all retail trades; all wholesale trades; all service trades in the following four groups—personal services, business services, automobile repairs and services, and miscellaneous repair services; hotels; tourist courts and camps; and amusements, including motion picture theaters. Some important services not covered are radio broadcasting and television, medical and health, legal, educational, nonprofit, accounting, and domestic services.

This coverage is similar to that of the 1939 Business Census. However, "custom trades" and "services incidental to transportation," which are no longer included in the standard classification of the service trades, are not covered by the 1948 Census. In a number of localities, these exclusions as well as

other changes in the standard classification may have a considerable effect in comparing 1948 with 1939 data, particularly with respect to establishment count.

Establishment definition.—For Census purposes, a business establishment is defined to include only enterprises conducted from a recognizable place of business, provided that the annual sales were in excess of \$5,000 for a wholesale trade establishment and \$500 for establishments in other trades. A detailed analysis of coverage will be provided in future Census of Business publications.

"Number of establishments" is the number of separate business locations, rather than the number of business companies or organizations, since the Census figures represent information reported separately for each business location or establishment. The establishment count reflects the number of places in business at the end of 1948 excluding administrative and executive offices of multiunit organizations, and "chain store" warehouses.

Sales and receipts.—"1948 sales and receipts" represents sales of merchandise and receipts from repairs and other services to customers. The figures reflect deductions for returned goods and allowances, but not for trade-in allowances; they exclude sales and excise taxes collected from customers and paid directly to any taxing agency.

Proprietors.—"Active proprietors..." represents owners and partners of unincorporated businesses who devoted the major portion of their time to the business in November 1948.

Employment.—"Number of paid employees..." represents all employees on the pay roll for the pay period ending nearest November 15, 1948. "Full workweek" employees, whether regular or seasonal, are those who in the November 15 pay period were paid for working at least the number of hours typically worked in a week by employees of the reporting establishment.

1948 CENSUS OF BUSINESS

U. S. DEPARTMENT OF COMMERCE
BUREAU OF THE CENSUS

RETAIL, WHOLESALE, SERVICE TRADES

PRELIMINARY

For Release April 17, 1950

Release Series BC-1P-17-051

ST. MARY PARISH, LA.

Retail, wholesale, and service establishments located in St. Mary Parish, Louisiana, showed a substantial expansion in dollar volume of trade from 1939 to 1948 according to preliminary figures from the 1948 Census of Business released today by the Bureau of the Census, U. S. Department of Commerce.

Retail sales in the parish during 1948 aggregated \$19.4 million, an increase of 296 percent over the \$4.9 million in 1939, when the preceding Census of Business was taken. Wholesale sales in the parish reached a total of \$11.1 million in 1948 as compared with \$2.4 million in 1939. The service trades included in the Census of Business recorded receipts totaling \$613,000 in 1948 compared with \$121,000 in 1939.

Employment in the parish also rose over the 9-year period between 1939 and 1948 for the above trades. Establishments in these trades reported a combined total of 1,568 paid employees for the workweek ended nearest November 15, 1948. This compared with a total of 868 employees reported for the week of November 15, 1939.

These preliminary figures have been derived from a Census report on St. Mary Parish, which also includes data for Franklin and Morgan City. Final figures, superseding the preliminary data for St. Mary Parish, will be included in a Bulletin for the State of Louisiana to be issued in several months. Similar data will be made available this year in preliminary and final form for each of the parishes, counties, and States. A single copy of the preliminary release for St. Mary Parish as well as an order blank for other area releases may be obtained by writing to the Bureau of the Census, Washington 25, D.C.

Table 1.—CENSUS OF BUSINESS PRELIMINARY RESULTS FOR 1948, BY TRADE GROUP

ST. MARY PARISH, LA.

Trade group and kind of business	Number of establishments	1948 sales and receipts (Thousand dollars)	Active proprietors of unincorporated businesses Nov. 1948	Paid employees, workweek ended nearest Nov. 15, 1948	
				Total employees ¹	Full workweek employees
RETAIL TRADE, total.....	458	19,436	464	1,064	931
Food group.....	187	6,348	186	157	135
Eating and drinking places.....	101	1,737	112	231	205
General merchandise grp, general stores	27	1,718	21	140	101
Apparel group.....	20	1,293	25	69	56
Furniture-home furnishings-appliance grp.	21	897	19	50	43
Automotive group.....	15	2,815	21	148	144
Gasoline service stations.....	33	776	34	55	49
Lumber-building-hardware group.....	19	2,554	13	122	115
Drug and proprietary stores.....	10	447	10	48	42
All other retail stores.....	25	851	22	44	41
WHOLESALE TRADE, total.....	41	11,132	32	408	x
Merchant wholesalers.....	17	4,009	4	133	x
Other types of wholesalers.....	24	7,123	28	275	x
SELECTED SERVICE TRADES, ² /total.....	68	613	67	96	94
Personal services.....	50	348	50	67	65
All other service trades.....	18	265	17	29	29
AMUSEMENTS.....	9	224	6	53	x

x Not available.

¹/ Includes employees paid for less than the full workweek.

²/ See General Description on last page for changes from the 1939 Census of Business in the coverage of Service Trades.

Table 2.—CENSUS OF BUSINESS PRELIMINARY RESULTS FOR 1948 FOR CITIES OF 2,500 INHABITANTS OR MORE

ST. MARY PARISH, LA.

(Data omitted for trade groups where necessary to avoid disclosure)

City and trade group ¹	Number of establishments	1948 sales and receipts (Thousand dollars)	Active proprietors of unincorporated businesses Nov. 1948	Paid employees, workweek ended nearest Nov. 15, 1948	
				Total employees ²	Full workweek employees
Franklin:					
Retail trade.....	115	5,526	125	387	342
Selected service trades....	28	200	28	34	32
Morgan City:					
Retail trade.....	144	8,019	150	460	408
Wholesale trade.....	14	3,974	9	74	x
Selected service trades....	26	347	24	55	55
Remainder of parish:^{3/}					
Retail trade.....	199	5,891	189	217	181
Wholesale trade.....	27	7,158	23	334	x
Selected service trades....	14	66	15	7	7

x Not available.

^{1/} See General Description on this page for changes from the 1939 Census of Business in the coverage of Service Trades.^{2/} Includes employees paid for less than the full workweek.^{3/} Includes figures for establishments, other than wholesale, not located in cities of 2,500 inhabitants or more, and wholesale establishments not located in cities of 5,000 inhabitants or more.

GENERAL DESCRIPTION OF PRELIMINARY RELEASES FOR THE 1948 CENSUS OF BUSINESS

This series of releases, of which one is planned for each county in the United States, presents preliminary results of the 1948 Census of Business. The information is based on reports submitted by business establishments for that Census. The figures shown are preliminary, and are subject to revision in the final Census publications, but the changes are expected to be relatively minor with respect to coverage. The final Census figures will be issued in a series of Business Census bulletins which will show additional detailed kind-of-business information for all places where there are a sufficient number of establishments.

The 1948 Census of Business was taken under the provision of the Act of June 19, 1948, which provides that the Business Census be taken for 1948 and for each fifth year thereafter. Previous Business Censuses were taken for the years 1929, 1933, 1935, and 1939.

Scope of the Census.—The 1948 Census of Business covered all establishments in the following trades, as defined by the Standard Industrial Classification Manual, May 1949 issue, of the Executive Office of the President: all retail trades; all wholesale trades; all service trades in the following four groups—personal services, business services, automobile repairs and services, and miscellaneous repair services; hotels; tourist courts and camps; and amusements, including motion picture theaters. Some important services not covered are radio broadcasting and television, medical and health, legal, educational, nonprofit, accounting, and domestic services.

This coverage is similar to that of the 1939 Business Census. However, "custom trades" and "services incidental to transportation," which are no longer included in the standard classification of the service trades, are not covered by the 1948 Census. In a number of localities, these exclusions as well as other changes in the standard classification may have

a considerable effect in comparing 1948 with 1939 data, particularly with respect to establishment count.

Establishment definition.—For Census purposes, a business establishment is defined to include only enterprises conducted from a recognizable place of business, provided that the annual sales were in excess of \$5,000 for a wholesale trade establishment and \$500 for establishments in other trades. A detailed analysis of coverage will be provided in future Censuses of Business publications.

"Number of establishments" is the number of separate business locations, rather than the number of business companies or organizations, since the Census figures represent information reported separately for each business location or establishment. The establishment count reflects the number of places in business at the end of 1948 excluding administrative and executive offices of multiunit organizations, and "chain store" warehouses.

Sales and receipts.—"1948 sales and receipts" represents sales of merchandise and receipts from repairs and other services to customers. The figures reflect deductions for returned goods and allowances, but not for trade-in allowances; they exclude sales and excise taxes collected from customers and paid directly to any taxing agency.

Proprietors.—"Active proprietors..." represents owners and partners of unincorporated businesses who devoted the major portion of their time to the business in November 1948.

Employment.—"Number of paid employees..." represents all employees on the pay roll for the pay period ending nearest November 15, 1948. "Full workweek" employees, whether regular or seasonal, are those who in the November 15 pay period were paid for working at least the number of hours typically worked in a week by employees of the reporting establishment.

1948 CENSUS OF BUSINESS

U. S. DEPARTMENT OF COMMERCE
BUREAU OF THE CENSUS

RETAIL, WHOLESALE, SERVICE TRADES

PRELIMINARY

For Release April 10, 1950

Release Series BC-1P-17-052

ST. TAMMANY PARISH, LA.

Retail, wholesale, and service establishments located in St. Tammany Parish, Louisiana, showed a substantial expansion in dollar volume of trade from 1939 to 1948 according to preliminary figures from the 1948 Census of Business released today by the Bureau of the Census, U. S. Department of Commerce.

Retail sales in the parish during 1948 aggregated \$13.0 million, an increase of 261 percent over the \$3.6 million in 1939, when the preceding Census of Business was taken. Wholesale sales in the parish reached a total of \$3.9 million in 1948 as compared with \$1.4 million in 1939. The service trades included in the Census of Business recorded receipts totaling \$268,000 in 1948 compared with \$93,000 in 1939.

Employment in the parish also rose over the 9-year period between 1939 and 1948 for the above trades. Establishments in these trades reported a combined total of 944 paid employees for the workweek ended nearest November 15, 1948. This compared with a total of 589 employees reported for the week of November 15, 1939.

These preliminary figures have been derived from a Census report on St. Tammany Parish, Louisiana, which also includes data for the cities of Covington and Slidell. Final figures, superseding the preliminary data for St. Tammany Parish, will be included in a Bulletin for the State of Louisiana to be issued in several months. Similar data will be made available this year in preliminary and final form for each of the parishes, counties, and States. A single copy of the preliminary release for St. Tammany Parish as well as an order blank for other area releases may be obtained by writing to the Bureau of the Census, Washington 25, D. C.

Table 1.—CENSUS OF BUSINESS PRELIMINARY RESULTS FOR 1948, BY TRADE GROUP
ST. TAMMANY PARISH, LA.

Trade group and kind of business	Number of establishments	1948 sales and receipts (Thousand dollars)	Active proprietors of unincorporated businesses Nov. 1948	Paid employees, workweek ended nearest Nov. 15, 1948	
				Total employees ¹	Full workweek employees
RETAIL TRADE, total.....	383	13,033	375	779	662
Food group.....	133	3,242	136	84	71
Eating and drinking places.....	94	1,985	93	249	190
General merchandise grp, general stores.....	39	1,032	34	43	30
Apparel group.....	7	363	6	15	14
Furniture-home furnishings-appliance grp.....	10	920	12	42	37
Automotive group.....	21	1,988	15	116	113
Gasoline service stations.....	36	709	38	58	43
Lumber-building-hardware group.....	10	1,068	10	53	49
Drug and proprietary stores.....	9	377	11	22	19
All other retail stores.....	24	1,349	20	97	96
WHOLESALE TRADE.....	17	3,939	11	114	x
SELECTED SERVICE TRADES, ² /total.....	48	268	50	51	44
Personal services.....	30	204	31	46	39
All other service trades.....	18	64	19	5	5
HOTELS.....	8	101	7	23	22
AMUSEMENTS.....	7	175	6	32	x

x Not available.

¹/ Includes employees paid for less than the full workweek.

²/ See General Description on last page for changes from the 1939 Census of Business in the coverage of Service Trades.

Table 2.—CENSUS OF BUSINESS PRELIMINARY RESULTS FOR 1948 FOR CITIES OF 2,500 INHABITANTS OR MORE

ST. TAMMANY PARISH, LA.

(Data omitted for trade groups where necessary to avoid disclosure)

City and trade group ¹	Number of establishments	1948 sales and receipts (Thousand dollars)	Active proprietors of unincorporated businesses Nov. 1948	Paid employees, workweek ended nearest Nov. 15, 1948	
				Total employees ²	Full workweek employees
Covington:					
Retail trade.....	121	6,320	115	356	333
Selected service trades....	28	155	32	23	22
Slidell:					
Retail trade.....	69	3,379	60	254	215
Selected service trades....	11	60	10	16	15
Remainder of county:					
Retail trade.....	193	3,334	200	169	114
Selected service trades....	9	53	8	12	7

1/ See General Description on this page for changes from the 1939 Census of Business in the coverage of Service Trades.

2/ Includes employees paid for less than the full workweek.

GENERAL DESCRIPTION OF PRELIMINARY RELEASES FOR THE 1948 CENSUS OF BUSINESS

This series of releases, of which one is planned for each county in the United States, presents preliminary results of the 1948 Census of Business. The information is based on reports submitted by business establishments for that Census. The figures shown are preliminary, and are subject to revision in the final Census publications, but the changes are expected to be relatively minor with respect to coverage. The final Census figures will be issued in a series of Business Census bulletins which will show additional detailed kind-of-business information for all places where there are a sufficient number of establishments.

The 1948 Census of Business was taken under the provision of the Act of June 19, 1948, which provides that the Business Census be taken for 1948 and for each fifth year thereafter. Previous Business Censuses were taken for the years 1929, 1938, 1945, and 1959.

Scope of the Census.—The 1948 Census of Business covered all establishments in the following trades, as defined by the Standard Industrial Classification Manual, May 1949 issue, of the Executive Office of the President: all retail trades; all wholesale trades; all service trades in the following four groups—personal services, business services, automobile repairs and services, and miscellaneous repair services; hotels; tourist courts and camps; and amusements, including motion picture theaters. Some important services not covered are radio broadcasting and television, medical and health, legal, educational, nonprofit, accounting, and domestic services.

This coverage is similar to that of the 1939 Business Census. However, "custom trades" and "services incidental to transportation," which are no longer included in the standard classification of the service trades, are not covered by the 1948 Census. In a number of localities, these exclusions as well as

other changes in the standard classification may have a considerable effect in comparing 1948 with 1939 data, particularly with respect to establishment count.

Establishment definition.—For Census purposes, a business establishment is defined to include only enterprises conducted from a recognizable place of business, provided that the annual sales were in excess of \$5,000 for a wholesale trade establishment and \$500 for establishments in other trades. A detailed analysis of coverage will be provided in future Censuses of Business publications.

"Number of establishments" is the number of separate business locations, rather than the number of business companies or organizations, since the Census figures represent information reported separately for each business location or establishment. The establishment count reflects the number of places in business at the end of 1948 excluding administrative and executive offices of multiunit organizations, and "chain store" warehouses.

Sales and receipts.—"1948 sales and receipts" represents sales of merchandise and receipts from repairs and other services to customers. The figures reflect deductions for returned goods and allowances, but not for trade-in allowances; they exclude sales and excise taxes collected from customers and paid directly to any taxing agency.

Proprietors.—"Active proprietors..." represents owners and partners of unincorporated businesses who devoted the major portion of their time to the business in November 1948.

Employment.—"Number of paid employees..." represents all employees on the pay roll for the pay period ending nearest November 15, 1948. "Full workweek" employees, whether regular or seasonal, are those who in the November 15 pay period were paid for working at least the number of hours typically worked in a week by employees of this reporting establishment.

1948 CENSUS OF BUSINESS

RETAIL, WHOLESALE, SERVICE TRADES

U. S. DEPARTMENT OF COMMERCE
BUREAU OF THE CENSUS

PRELIMINARY

For Release April 17, 1950

Release Series BC-1P- 17-053

TANGIPAHOA PARISH, LA.

Retail, wholesale, and service establishments located in Tangipahoa Parish, Louisiana, showed a substantial expansion in dollar volume of trade from 1939 to 1948 according to preliminary figures from the 1948 Census of Business released today by the Bureau of the Census, U. S. Department of Commerce.

Retail sales in the parish during 1948 aggregated \$29.9 million, an increase of 293 percent over the \$7.6 million in 1939, when the preceding Census of Business was taken. Wholesale sales in the parish reached a total of \$15.8 million in 1948 as compared with \$9.6 million in 1939. The service trades included in the Census of Business recorded receipts totaling \$904,000 in 1948 compared with \$219,000 in 1939.

Employment in the parish also rose over the 9-year period between 1939 and 1948 for the above trades. Establishments in these trades reported a combined total of 2,080 paid employees for the workweek ended nearest November 15, 1948. This compared with a total of 1,144 employees reported for the week of November 15, 1939.

These preliminary figures have been derived from a Census report on Tangipahoa Parish, Louisiana, which also includes data for the cities of Hammond and Ponchatoula. Final figures, superseding the preliminary data for Tangipahoa Parish, will be included in a Bulletin for the State of Louisiana to be issued in several months. Similar data will be made available this year in preliminary and final form for each of the parishes, counties, and States. A single copy of the preliminary release for Tangipahoa Parish as well as an order blank for other area releases may be obtained by writing to the Bureau of the Census, Washington 25, D. C.

Table 1.—CENSUS OF BUSINESS PRELIMINARY RESULTS FOR 1948, BY TRADE GROUP

TANGIPAHOA PARISH, LA.

Trade group and kind of business	Number of establishments	1948 sales and receipts (Thousand dollars)	Active proprietors of unincorporated businesses Nov. 1948	Paid employees, workweek ended nearest Nov. 15, 1948	
				Total employees ¹	Full workweek employees
RETAIL TRADE, total.....	544	29,914	520	1,642	1,427
Food group.....	187	6,211	190	160	134
Eating and drinking places.....	117	2,487	116	366	320
General merchandise group, general stores.....	30	3,389	27	235	182
Apparel group.....	21	1,155	20	68	59
Furniture-home furnishings-appliance group..	20	940	16	43	40
Automotive group.....	32	4,830	28	242	236
Gasoline service stations.....	59	1,738	58	96	87
Lumber-building-hardware group.....	22	2,687	19	126	89
Drug and proprietary stores.....	19	1,126	17	97	83
All other retail stores.....	37	5,351	29	209	197
WHOLESALE TRADE, total.....	50	15,830	48	251	x
Merchant wholesalers.....	25	7,210	22	190	x
Petroleum bulk plants, terminals.....	13	3,006	13	33	x
Other types of wholesale.....	12	5,614	13	28	x
SELECTED SERVICE TRADES, ^{2/} total.....	94	904	96	187	178
Personal services.....	61	605	63	164	155
All other service trades.....	33	299	33	23	23
HOTELS.....	6	126	5	36	32
TOURIST COURTS AND CAMPS.....	7	52	6	7	7
AMUSEMENTS.....	20	348	12	75	x

x Not available.

^{1/} Includes employees paid for less than the full workweek.

^{2/} See General Description on last page for changes from the 1939 Census of Business in the coverage of Service Trades.

Table 2.—CENSUS OF BUSINESS PRELIMINARY RESULTS FOR 1948 FOR CITIES OF 2,500 INHABITANTS OR MORE

TANGIPAHOA PARISH, LA.

(Data omitted for trade groups where necessary to avoid disclosure)

City and trade group ¹	Number of establishments	1948 sales and receipts (Thousand dollars)	Active proprietors of unincorporated businesses Nov. 1948	Paid employees, workweek ended nearest Nov. 15, 1948	
				Total employees ²	Full workweek employees
Hammond:					
Retail trade.....	143	9,448	116	647	557
Wholesale trade.....	16	6,125	18	71	x
Selected service trades.....	30	411	29	104	99
Amusements.....	7	212	3	42	x
Ponchatoula:					
Retail trade.....	85	5,083	84	244	224
Selected service trades.....	17	189	18	27	27
Amusements.....	Included with "Remainder of county" ³				
Remainder of parish;^{3/}					
Retail trade.....	316	15,383	320	751	646
Wholesale trade.....	34	9,705	30	180	x
Selected service trades.....	47	304	49	56	52
Amusements.....	13	136	9	33	x

x Not available.

^{1/} See General Description on this page for changes from the 1939 Census of Business in the coverage of Service Trades.^{2/} Includes employees paid for less than the full workweek.^{3/} Except as indicated above, includes figures for establishments, other than wholesale, not located in cities of 2,500 inhabitants or more, and wholesale establishments not located in cities of 5,000 inhabitants or more.

GENERAL DESCRIPTION OF PRELIMINARY RELEASES FOR THE 1948 CENSUS OF BUSINESS

This series of releases, of which one is planned for each county in the United States, presents preliminary results of the 1948 Census of Business. The information is based on reports submitted by business establishments for that Census. The figures shown are preliminary, and are subject to revision in the final Census publications, but the changes are expected to be relatively minor with respect to coverage. The final Census figures will be issued in a series of Business Census bulletins which will show additional detailed kind-of-business information for all places where there are a sufficient number of establishments.

The 1948 Census of Business was taken under the provision of the Act of June 19, 1948, which provides that the Business Census be taken for 1948 and for each fifth year thereafter. Previous Business Censuses were taken for the years 1929, 1933, 1935, and 1939.

Scope of the Census.—The 1948 Census of Business covered all establishments in the following trades, as defined by the Standard Industrial Classification Manual, May 1949 issue, of the Executive Office of the President: all retail trades; all wholesale trades; all service trades in the following four groups—personal services, business services, automobile repairs and services, and miscellaneous repair services; hotels; tourist courts and camps; and amusements, including motion picture theaters. Some important services not covered are radio broadcasting and television, medical and health, legal, educational, nonprofit, accounting, and domestic services.

This coverage is similar to that of the 1939 Business Census. However, "custom trades" and "services incidental to transportation," which are no longer included in the standard classification of the service trades, are not covered by the 1948 Census. In a number of localities, these exclusions as well as other changes in the standard classification may have

a considerable effect in comparing 1948 with 1939 data, particularly with respect to establishment count.

Establishment definition.—For Census purposes, a business establishment is defined to include only enterprises conducted from a recognizable place of business, provided that the annual sales were in excess of \$5,000 for a wholesale trade establishment and \$500 for establishments in other trades. A detailed analysis of coverage will be provided in future Census of Business publications.

"Number of establishments" is the number of separate business locations, rather than the number of business companies or organizations, since the Census figures represent information reported separately for each business location or establishment. The establishment count reflects the number of places in business at the end of 1948 excluding administrative and executive offices of multiunit organizations, and "chain store" warehouses.

Sales and receipts.—"1948 sales and receipts" represents sales of merchandise and receipts from repairs and other services to customers. The figures reflect deductions for returned goods and allowances, but not for trade-in allowances; they exclude sales and excise taxes collected from customers and paid directly to any taxing agency.

Proprietors.—"Active proprietors..." represents owners and partners of unincorporated businesses who devoted the major portion of their time to the business in November 1948.

Employment.—"Number of paid employees..." represents all employees on the pay roll for the pay period ending nearest November 15, 1948. "Full workweek" employees, whether regular or seasonal, are those who in the November 15 pay period were paid for working at least the number of hours typically worked in a week by employees of the reporting establishment.

1948 CENSUS OF BUSINESS

U. S. DEPARTMENT OF COMMERCE
BUREAU OF THE CENSUS

RETAIL, WHOLESALE, SERVICE TRADES

PRELIMINARY

For Release April 10, 1950

Release Series BC-1P-17-054

TENSAS PARISH, LA.

Retail, wholesale, and service establishments located in Tensas Parish, Louisiana, showed a substantial expansion in dollar volume of trade from 1939 to 1948 according to preliminary figures from the 1948 Census of Business released today by the Bureau of the Census, U. S. Department of Commerce.

Retail sales in the parish during 1948 aggregated \$4.8 million, an increase of 243 percent over the \$1.4 million in 1939, when the preceding Census of Business was taken. Wholesale sales in the parish reached a total of \$646,000 in 1948 as compared with \$589,000 in 1939. The service trades included in the Census of Business recorded receipts totaling \$73,000 in 1948 compared with \$25,000 in 1939.

Employment in the parish also rose over the 9-year period between 1939 and 1948 for the above trades. Establishments in these trades reported a combined total of 343 paid employees for the workweek ended nearest November 15, 1948. This compared with a total of 188 employees reported for the week of November 15, 1939.

These preliminary figures have been derived from a Census report on Tensas Parish, Louisiana. Final figures, superseding the preliminary data for Tensas Parish, will be included in a Bulletin for the State of Louisiana to be issued in several months. Similar data will be made available this year in preliminary and final form for each of the parishes, counties, and States. A single copy of the preliminary release for Tensas Parish as well as an order blank for other area releases may be obtained by writing to the Bureau of the Census, Washington 25, D. C.

Table 1.—CENSUS OF BUSINESS PRELIMINARY RESULTS FOR 1948, BY TRADE GROUP

TENSAS PARISH, LA.

Trade group and kind of business	Number of establishments	1948 sales and receipts (Thousand dollars)	Active proprietors of unincorporated businesses Nov. 1948	Paid employees, workweek ended nearest Nov. 15, 1948	
				Total employees ¹	Full workweek employees
RETAIL TRADE, total.....	126	4,809	121	323	216
Food group.....	65	1,198	65	91	42
Eating and drinking places.....	17	160	18	34	22
Gasoline service stations.....	10	227	8	28	20
All other retail stores.....	34	3,224	30	170	132
WHOLESALE TRADE.....	5	646	3	5	x
SELECTED SERVICE TRADES, ^{2/} total.....	18	73	18	15	12
Personal services.....	13	53	13	11	8
All other service trades.....	5	20	5	4	4

x Not available.

1/ Includes employees paid for less than the full workweek.

2/ See General Description on last page for changes from the 1939 Census of Business in the coverage of Service Trades.

GENERAL DESCRIPTION OF PRELIMINARY RELEASES FOR THE 1948 CENSUS OF BUSINESS

This series of releases, of which one is planned for each county in the United States, presents preliminary results of the 1948 Census of Business. The information is based on reports submitted by business establishments for that Census. The figures shown are preliminary, and are subject to revision in the final Census publications, but the changes are expected to be relatively minor with respect to coverage. The final Census figures will be issued in a series of Business Census bulletins which will show additional detailed kind-of-business information for all places where there are a sufficient number of establishments.

The 1948 Census of Business was taken under the provision of the Act of June 19, 1948, which provides that the Business Census be taken for 1948 and for each fifth year thereafter. Previous Business Censuses were taken for the years 1929, 1933, 1935, and 1939.

Scope of the Census.—The 1948 Census of Business covered all establishments in the following trades, as defined by the Standard Industrial Classification Manual, May 1949 issue, of the Executive Office of the President: all retail trades; all wholesale trades; all service trades in the following four groups—personal services, business services, automobile repairs and services, and miscellaneous repair services; hotels; tourist courts and camps; and amusements, including motion picture theaters. Some important services not covered are radio broadcasting and television, medical and health, legal, educational, nonprofit, accounting, and domestic services.

This coverage is similar to that of the 1939 Business Census. However, "custom trades" and "services incidental to transportation," which are no longer included in the standard classification of the service trades, are not covered by the 1948 Census. In a number of localities, these exclusions as well as other changes in the standard classification may have a considerable effect in comparing

1948 with 1939 data, particularly with respect to establishment count.

Establishment definition.—For Census purposes, a business establishment is defined to include only enterprises conducted from a recognizable place of business, provided that the annual sales were in excess of \$5,000 for a wholesale trade establishment and \$500 for establishments in other trades. A detailed analysis of coverage will be provided in future Census of Business publications.

"Number of establishments" is the number of separate business locations, rather than the number of business companies or organizations, since the Census figures represent information reported separately for each business location or establishment. The establishment count reflects the number of places in business at the end of 1948 excluding administrative and executive offices of multiunit organizations, and "chain store" warehouses.

Sales and receipts.—"1948 sales and receipts" represents sales of merchandise and receipts from repairs and other services to customers. The figures reflect deductions for returned goods and allowances, but not for trade-in allowances; they exclude sales and excise taxes collected from customers and paid directly to any taxing agency.

Proprietors.—"Active proprietors..." represents owners and partners of unincorporated businesses who devoted the major portion of their time to the business in November 1948.

Employment.—"Number of paid employees..." represents all employees on the pay roll for the pay period ending nearest November 15, 1948. "Full workweek" employees, whether regular or seasonal, are those who in the November 15 pay period were paid for working at least the number of hours typically worked in a week by employees of the reporting establishment.

1948 CENSUS OF BUSINESS

RETAIL, WHOLESALE, SERVICE TRADES

U. S. DEPARTMENT OF COMMERCE
BUREAU OF THE CENSUS

PRELIMINARY

For Release April 20, 1950

Release Series BC-1P-17-055

TERREBONNE PARISH, LA.

Retail, wholesale, and service establishments located in Terrebonne Parish, Louisiana, showed a substantial expansion in dollar volume of trade from 1939 to 1948 according to preliminary figures from the 1948 Census of Business released today by the Bureau of the Census, U. S. Department of Commerce.

Retail sales in the parish during 1948 aggregated \$23.3 million, an increase of 199 percent over the \$7.8 million in 1939, when the preceding Census of Business was taken. Wholesale sales in the parish reached a total of \$16.6 million in 1948 as compared with \$6.2 million in 1939. The service trades included in the Census of Business recorded receipts totaling \$1.2 million in 1948 compared with \$0.2 million in 1939.

Employment in the parish also rose over the 9-year period between 1939 and 1948 for the above trades. Establishments in these trades reported a combined total of 1,856 paid employees for the workweek ended nearest November 15, 1948. This compared with a total of 1,323 employees reported for the week of November 15, 1939.

These preliminary figures have been derived from a Census report on Terrebonne Parish, Louisiana, which also includes data for the city of Houma. Final figures, superseding the preliminary data for Terrebonne Parish, will be included in a Bulletin for the State of Louisiana to be issued in several months. Similar data will be made available this year in preliminary and final form for each of the parishes, counties, and States. A single copy of the preliminary release for Terrebonne Parish as well as an order blank for other area releases may be obtained by writing to the Bureau of the Census, Washington 25, D.C.

Table 1.—CENSUS OF BUSINESS PRELIMINARY RESULTS FOR 1948, BY TRADE GROUP

TERREBONNE PARISH, LA.

Trade group and kind of business	Number of establishments	1948 sales and receipts (Thousand dollars)	Active proprietors of unincorporated businesses Nov. 1948	Paid employees, workweek ended nearest Nov. 15, 1948	
				Total employees ¹	Full workweek employees
RETAIL TRADE, total.....	484	23,329	449	1,287	1,133
Food group.....	207	9,998	200	184	126
Eating and drinking places.....	98	1,766	88	257	238
General merchandise grp, general stores	39	4,463	30	263	219
Apparel group.....	16	1,135	16	51	48
Furniture-home furnishings-appliance grp	19	1,705	15	80	74
Automotive group.....	21	2,952	21	137	135
Gasoline service stations.....	31	1,262	29	77	70
Lumber-building-hardware group.....	15	2,534	13	104	103
Drug and proprietary stores.....	7	558	5	51	50
All other retail stores.....	31	956	32	83	70
WHOLESALE TRADE, total.....	56	16,550	39	356	x
Merchant wholesalers.....	30	11,994	18	168	x
Assemblers of farm products.....	15	2,196	12	157	x
Other types of wholesale.....	11	2,360	9	31	x
SELECTED SERVICE, ² /total.....	87	1,175	84	213	206
Personal services.....	47	567	43	154	149
All other service trades.....	40	608	41	59	57
AMUSEMENTS.....	12	375	10	59	x

x Not available.

¹/ Includes employees paid for less than the full workweek.

²/ See General Description on last page for changes from the 1939 Census of Business in the coverage of Service Trades.

Table 2.—CENSUS OF BUSINESS PRELIMINARY RESULTS FOR 1948 FOR CITIES OF 2,500 INHABITANTS OR MORE

TERREBONNE PARISH, LA.

(Data omitted for trade groups where necessary to avoid disclosure)

City and trade group ¹	Number of establishments	1948 sales and receipts (Thousand dollars)	Active proprietors of unincorporated businesses Nov. 1948	Paid employees, workweek ended nearest Nov. 15, 1948	
				Total employees ²	Full workweek employees
Houma:					
Retail trade.....	234	16,220	211	1,024	906
Wholesale trade.....	20	6,694	17	135	x
Selected service trades....	63	684	60	141	136
Remainder of parish:					
Retail trade.....	250	7,109	238	263	227
Wholesale trade.....	36	9,856	22	221	x
Selected service trades....	24	491	24	72	70

x Not available.

1/ See General Description on this page for changes from the 1939 Census of Business in the coverage of Service Trades.

2/ Includes employees paid for less than the full workweek.

GENERAL DESCRIPTION OF PRELIMINARY RELEASES FOR THE 1948 CENSUS OF BUSINESS

This series of releases, of which one is planned for each county in the United States, presents preliminary results of the 1948 Census of Business. The information is based on reports submitted by business establishments for that Census. The figures shown are preliminary, and are subject to revision in the final Census publications, but the changes are expected to be relatively minor with respect to coverage. The final Census figures will be issued in a series of Business Census bulletins which will show additional detailed kind-of-business information for all places where there are a sufficient number of establishments.

The 1948 Census of Business was taken under the provision of the Act of June 19, 1948, which provides that the Business Census be taken for 1948 and for each fifth year thereafter. Previous Business Censuses were taken for the years 1929, 1933, 1935, and 1939.

Scope of the Census.—The 1948 Census of Business covered all establishments in the following trades, as defined by the Standard Industrial Classification Manual, May 1949 issue, of the Executive Office of the President: all retail trades; all wholesale trades; all service trades in the following four groups—personal services, business services, automobile repairs and services, and miscellaneous repair services; hotels; tourist courts and camps; and amusements, including motion picture theaters. Some important services not covered are radio broadcasting and television, medical and health, legal, educational, nonprofit, accounting, and domestic services.

This coverage is similar to that of the 1939 Business Census. However, "custom trade" and "services incidental to transportation," which are no longer included in the standard classification of the service trades, are not covered by the 1948 Census. In a number of localities, these exclusions as well as other changes in the standard classification may have

a considerable effect in comparing 1948 with 1939 data, particularly with respect to establishment count.

Establishment definition.—For Census purposes, a business establishment is defined to include only enterprises conducted from a recognizable place of business, provided that the annual sales were in excess of \$5,000 for a wholesale trade establishment and \$500 for establishments in other trades. A detailed analysis of coverage will be provided in future Censuses of Business publications.

"Number of establishments" is the number of separate business locations, rather than the number of business companies or organizations, since the Census figures represent information reported separately for each business location or establishment. The establishment count reflects the number of places in business at the end of 1948 excluding administrative and executive offices of multiunit organizations, and "chain store" warehouses.

Sales and receipts.—"1948 sales and receipts" represents sales of merchandise and receipts from repairs and other services to customers. The figures reflect deductions for returned goods and allowances, but not for trade-in allowances; they exclude sales and excise taxes collected from customers and paid directly to any taxing agency.

Proprietors.—"Active proprietors..." represents owners and partners of unincorporated businesses who devoted the major portion of their time to the business in November 1948.

Employment.—"Number of paid employees..." represents all employees on the pay roll for the pay period ending nearest November 15, 1948. "Full workweek" employees, whether regular or seasonal, are those who in the November 15 pay period were paid for working at least the number of hours typically worked in a week by employees of the reporting establishment.

1948 CENSUS OF BUSINESS

U. S. DEPARTMENT OF COMMERCE
BUREAU OF THE CENSUS

RETAIL, WHOLESALE, SERVICE TRADES

PRELIMINARY

For Release April 10, 1950

Release Series BC-1P-17-056

UNION PARISH, LA.

Retail and service establishments located in Union Parish, Louisiana, showed a substantial expansion in dollar volume of trade from 1939 to 1948 according to preliminary figures from the 1948 Census of Business released today by the Bureau of the Census, U. S. Department of Commerce.

Retail sales in the parish during 1948 aggregated \$7.6 million, an increase of 300 percent over the \$1.9 million in 1939, when the preceding Census of Business was taken. The service trades included in the Census of Business recorded receipts totaling \$407,000 in 1948 compared with \$70,000 in 1939.

Employment in the parish also rose over the 9-year period between 1939 and 1948 for the above trades. Establishments in these trades reported a combined total of 351 paid employees for the workweek ended nearest November 15, 1948. This compared with a total of 158 employees reported for the week of November 15, 1939.

These preliminary figures have been derived from a Census report on Union Parish, Louisiana. Final figures, superseding the preliminary data for Union Parish, will be included in a Bulletin for the State of Louisiana to be issued in several months. Similar data will be made available this year in preliminary and final form for each of the parishes, counties, and States. A single copy of the preliminary release for Union Parish as well as an order blank for other area releases may be obtained by writing to the Bureau of the Census, Washington 25, D. C.

Table 1.—CENSUS OF BUSINESS PRELIMINARY RESULTS FOR 1948, BY TRADE GROUP
UNION PARISH, LA.

Trade group and kind of business	Number of establishments	1948 sales and receipts (Thousand dollars)	Active proprietors of unincorporated businesses Nov. 1948	Paid employees, workweek ended nearest Nov. 15, 1948	
				Total employees ¹	Full workweek employees
RETAIL TRADE, total.....	182	7,586	186	295	225
Food group.....	54	1,310	58	40	27
Eating and drinking places.....	14	176	14	39	34
General merchandise grp, general stores	55	1,754	57	58	34
Apparel group.....	6	187	5	11	4
Furniture-home furnishgs-appliance grp	7	342	8	14	12
Automotive group.....	12	2,276	10	64	59
Gasoline service stations.....	18	414	17	24	18
Lumber-building-hardware group.....	5	594	5	16	15
Drug and proprietary stores.....	5	182	5	18	14
All other retail stores.....	6	351	7	11	8
SELECTED SERVICE TRADES, ^{2/} total.....	38	407	45	56	50
Personal services.....	21	156	24	39	36
All other service trades.....	17	251	21	17	14

^{1/} Includes employees paid for less than the full workweek.

^{2/} See General Description on this page for changes from the 1939 Census of Business in the coverage of Service Trades.

GENERAL DESCRIPTION OF PRELIMINARY RELEASES FOR THE 1948 CENSUS OF BUSINESS

This series of releases, of which one is planned for each county in the United States, presents preliminary results of the 1948 Census of Business. The information is based on reports submitted by business establishments for that Census. The figures shown are preliminary, and are subject to revision in the final Census publications, but the changes are expected to be relatively minor with respect to coverage. The final Census figures will be issued in a series of Business Census bulletins which will show additional detailed kind-of-business information for all places where there are a sufficient number of establishments.

The 1948 Census of Business was taken under the provision of the Act of June 19, 1948, which provides that the Business Census be taken for 1948 and for each fifth year thereafter. Previous Business Censuses were taken for the years 1929, 1933, 1936, and 1939.

Scope of the Census.—The 1948 Census of Business covered all establishments in the following trades, as defined by the Standard Industrial Classification Manual, May 1949 issue, of the Executive Office of the President: all retail trades; all wholesale trades; all service trades in the following four groups—personal services, business services, automobile repairs and services, and miscellaneous repair services; hotels; tourist courts and camps; and amusements, including motion picture theaters. Some important services not covered are radio broadcasting and television, medical and health, legal, educational, nonprofit, accounting, and domestic services.

This coverage is similar to that of the 1939 Business Census. However, "custom trades" and "services incidental to transportation," which are no longer included in the standard classification of the service trades, are not covered by the 1948 Census. In a number of localities, these exclusions as well as

other changes in the standard classification may have a considerable effect in comparing 1948 with 1939 data, particularly with respect to establishment count.

Establishment definition.—For Census purposes, a business establishment is defined to include only enterprises conducted from a recognizable place of business, provided that the annual sales were in excess of \$5,000 for a wholesale trade establishment and \$500 for establishments in other trades. A detailed analysis of coverage will be provided in future Census of Business publications.

"Number of establishments" is the number of separate business locations, rather than the number of business companies or organizations, since the Census figures represent information reported separately for each business location or establishment. The establishment count reflects the number of places in business at the end of 1948 excluding administrative and executive offices of multinational organizations, and "chain store" warehouses.

Sales and receipts.—"1948 sales and receipts" represents sales of merchandise and receipts from repairs and other services to customers. The figures reflect deductions for returned goods and allowances, but not for trade-in allowances; they exclude sales and excise taxes collected from customers and paid directly to any taxing agency.

Proprietors.—"Active proprietors..." represents owners and partners of unincorporated businesses who devoted the major portion of their time to the business in November 1948.

Employment.—"Number of paid employees..." represents all employees on the pay roll for the pay period ending nearest November 15, 1948. "Full workweek" employees, whether regular or seasonal, are those who in the November 15 pay period were paid for working at least the number of hours typically worked in a week by employees of the reporting establishment.

1948 CENSUS OF BUSINESS

RETAIL, WHOLESALE, SERVICE TRADES

U. S. DEPARTMENT OF COMMERCE
BUREAU OF THE CENSUS

PRELIMINARY

For Release April 10, 1950

Release Series BC-1P-17-057

VERMILION PARISH, LA.

Retail, wholesale, and service establishments located in Vermilion Parish, Louisiana, showed a substantial expansion in dollar volume of trade from 1939 to 1948 according to preliminary figures from the 1948 Census of Business released today by the Bureau of the Census, U. S. Department of Commerce.

Retail sales in the parish during 1948 aggregated \$18.3 million, an increase of 289 percent over the \$4.7 million in 1939, when the preceding Census of Business was taken. Wholesale sales in the parish reached a total of \$8.3 million in 1948 as compared with \$2.6 million in 1939. The service trades included in the Census of Business recorded receipts totaling \$609,000 in 1948 compared with \$138,000 in 1939.

Employment in the parish also rose over the 9-year period between 1939 and 1948 for the above trades. Establishments in these trades reported a combined total of 1,269 paid employees for the workweek ended nearest November 15, 1948. This compared with a total of 714 employees reported for the week of November 15, 1939.

These preliminary figures have been derived from a Census report on Vermilion Parish, Louisiana, which also includes data for the cities of Abbeville and Kaplan. Final figures, superseding the preliminary data for Vermilion Parish, will be included in a Bulletin for the State of Louisiana to be issued in several months. Similar data will be made available this year in preliminary and final form for each of the parishes, counties, and States. A single copy of the preliminary release for Vermilion Parish as well as an order blank for other area releases may be obtained by writing to the Bureau of the Census, Washington 25, D. C.

Table 1.—CENSUS OF BUSINESS PRELIMINARY RESULTS FOR 1948, BY TRADE GROUP

VERMILION PARISH, LA.

Trade group and kind of business	Number of establishments	1948 sales and receipts (Thousand dollars)	Active proprietors of unincorporated businesses Nov. 1948	Paid employees, workweek ended nearest Nov. 15, 1948	
				Total employees ¹	Full workweek employees
RETAIL TRADE, total.....	595	18,346	588	934	825
Food group.....	256	3,252	257	90	77
Eating and drinking places.....	114	1,505	114	174	134
General merchandise grp, general stores	36	1,566	32	97	88
Apparel group.....	20	893	20	54	48
Furniture-home furnishings-appliance grp	32	1,198	28	57	53
Automotive group.....	24	3,069	27	132	132
Gasoline service stations.....	40	1,038	41	73	58
Lumber-building-hardware group.....	32	3,943	29	163	161
Drug and proprietary stores.....	13	540	13	37	35
All other retail stores.....	28	1,342	27	57	39
WHOLESALE TRADE, total.....	42	8,342	36	227	x
Merchant wholesalers.....	15	3,225	13	79	x
Other types of wholesalers.....	27	5,117	23	148	x
SELECTED SERVICE TRADES, ² /total.....	108	609	111	108	97
Personal services.....	59	270	59	70	63
All other service trades.....	49	339	52	38	34

x Not available.

¹/ Includes employees paid for less than the full workweek.

²/ See General Description on last page for changes from the 1939 Census of Business in the coverage of Service Trades.

Table 2.—CENSUS OF BUSINESS PRELIMINARY RESULTS FOR 1948 FOR CITIES OF 2,500 INHABITANTS OR MORE

VERMILION PARISH, LA.

(Data omitted for trade groups where necessary to avoid disclosure)

City and trade group ¹	Number of establishments	1948 sales and receipts (Thousand dollars)	Active proprietors of unincorporated businesses Nov. 1948	Paid employees, workweek ended nearest Nov. 15, 1948	
				Total employees ²	Full workweek employees
Abbeville:					
Retail trade.....	211	8,737	208	516	469
Wholesale trade.....	20	5,227	15	110	x
Selected service trades....	41	244	42	63	56
Kaplan:					
Retail trade.....	118	3,976	107	198	173
Selected service trades....	29	150	28	25	21
Remainder of county: ^{3/}					
Retail trade.....	266	5,633	273	220	183
Wholesale trade.....	22	3,115	21	117	x
Selected service trades....	38	215	41	20	20

x Not available.

1/ See General Description on this page for changes from the 1939 Census of Business in the coverage of Service Trades.

2/ Includes employees paid for less than the full workweek.

3/ Includes figures for establishments, other than wholesale, not located in cities of 2,500 inhabitants or more, and wholesale establishments not located in cities of 5,000 inhabitants or more.

GENERAL DESCRIPTION OF PRELIMINARY RELEASES FOR THE 1948 CENSUS OF BUSINESS

This series of releases, of which one is planned for each county in the United States, presents preliminary results of the 1948 Census of Business. The information is based on reports submitted by business establishments for that Census. The figures shown are preliminary, and are subject to revision in the final Census publications, but the changes are expected to be relatively minor with respect to coverage. The final Census figures will be issued in a series of Business Census bulletins which will show additional detailed kind-of-business information for all places where there are a sufficient number of establishments.

The 1948 Census of Business was taken under the provision of the Act of June 19, 1948, which provides that the Business Census be taken for 1948 and for each fifth year thereafter. Previous Business Censuses were taken for the years 1929, 1933, 1935, and 1939.

Scope of the Census.—The 1948 Census of Business covered all establishments in the following trades, as defined by the Standard Industrial Classification Manual, May 1949 issue, of the Executive Office of the President: all retail trades; all wholesale trades; all service trades in the following four groups—personal services, business services, automobile repairs and services, and miscellaneous repair services; hotels; tourist courts and camps; and amusements, including motion picture theaters. Some important services not covered are radio broadcasting and television, medical and health, legal, educational, nonprofit, accounting, and domestic services.

This coverage is similar to that of the 1939 Business Census. However, "custom trades" and "services incidental to transportation," which are no longer included in the standard classification of the service trades, are not covered by the 1948 Census. In a number of localities, these exclusions as well as

other changes in the standard classification may have a considerable effect in comparing 1948 with 1939 data, particularly with respect to establishment count.

Establishment definition.—For Census purposes, a business establishment is defined to include only enterprises conducted from a recognizable place of business, provided that the annual sales were in excess of \$5,000 for a wholesale trade establishment and \$500 for establishments in other trades. A detailed analysis of coverage will be provided in future Censuses of Business publications.

"Number of establishments" is the number of separate business locations, rather than the number of business companies or organizations, since the Census figures represent information reported separately for each business location or establishment. The establishment count reflects the number of places in business at the end of 1948 excluding administrative and executive offices of multinational organizations, and "chain store" warehouses.

Sales and receipts.—"1948 sales and receipts" represents sales of merchandise and receipts from repairs and other services to customers. The figures reflect deductions for returned goods and allowances, but not for trade-in allowances; they exclude sales and excise taxes collected from customers and paid directly to any taxing agency.

Proprietors.—"Active proprietors..." represents owners and partners of unincorporated businesses who devoted the major portion of their time to the business in November 1948.

Employment.—"Number of paid employees..." represents all employees on the pay roll for the pay period ending nearest November 15, 1948. "Full workweek" employees, whether regular or seasonal, are those who in the November 15 pay period were paid for working at least the number of hours typically worked in a week by employees of the reporting establishment.

1948 CENSUS OF BUSINESS

RETAIL, WHOLESALE, SERVICE TRADES

U. S. DEPARTMENT OF COMMERCE
BUREAU OF THE CENSUS

PRELIMINARY

For Release April 26, 1950

Release Series BC-1P-17-058

VERNON PARISH, LA.

Retail, wholesale, and service establishments located in Vernon Parish, Louisiana, showed a substantial expansion in dollar volume of trade from 1939 to 1948 according to preliminary figures from the 1948 Census of Business released today by the Bureau of the Census, U. S. Department of Commerce.

Retail sales in the parish during 1948 aggregated \$7.6 million, an increase of 245 percent over the \$2.2 million in 1939, when the preceding Census of Business was taken. Wholesale sales in the parish reached a total of \$2.5 million in 1948 as compared with \$0.9 million in 1939. The service trades included in the Census of Business recorded receipts totaling \$242,000 in 1948 compared with \$70,000 in 1939.

Employment in the parish also rose over the 9-year period between 1939 and 1948 for the above trades. Establishments in these trades reported a combined total of 491 paid employees for the workweek ended nearest November 15, 1948. This compared with a total of 308 employees reported for the week of November 15, 1939.

These preliminary figures have been derived from a Census report on Vernon Parish, Louisiana, which also includes data for the city of Leesville. Final figures, superseding the preliminary data for Vernon Parish, will be included in a Bulletin for the State of Louisiana to be issued in several months. Similar data will be made available this year in preliminary and final form for each of the parishes, counties, and States. A single copy of the preliminary release for Vernon Parish as well as an order blank for other area releases may be obtained by writing to the Bureau of the Census, Washington 25, D. C.

Table 1.—CENSUS OF BUSINESS PRELIMINARY RESULTS FOR 1948, BY TRADE GROUP

VERNON PARISH, LA.

Trade group and kind of business	Number of establishments	1948 sales and receipts (Thousand dollars)	Active proprietors of unincorporated businesses Nov. 1948	Paid employees, workweek ended nearest Nov. 15, 1948	
				Total employees ¹	Full workweek employees
RETAIL TRADE, total.....	234	7,627	234	413	375
Food group.....	112	2,582	116	77	64
Eating and drinking places.....	36	565	40	58	51
General merchandise grp, general stores.	9	735	7	40	36
Apparel group.....	7	271	8	15	12
Automotive group.....	13	1,594	10	84	84
Gasoline service stations.....	22	398	25	23	22
Lumber-building-hardware group.....	7	510	5	39	31
All other retail stores.....	28	972	23	77	75
WHOLESALE TRADE.....	9	2,507	6	29	x
SELECTED SERVICE TRADES, ² /total.....	34	242	32	49	48
Personal services.....	22	179	20	45	45
All other service trades.....	12	63	12	4	3

x Not available.

¹/ Includes employees paid for less than the full workweek.

²/ See General Description on last page for changes from the 1939 Census of Business in the coverage of Service Trades.

Table 2.—CENSUS OF BUSINESS PRELIMINARY RESULTS FOR 1948 FOR CITIES OF 2,500 INHABITANTS OR MORE

VERNON PARISH, LA.

(Data omitted for trade groups where necessary to avoid disclosure)

City and trade group	Number of establishments	1948 sales and receipts (Thousand dollars)	Active proprietors of unincorporated businesses Nov. 1948	Paid employees, workweek ended nearest Nov. 15, 1948	
				Total employees ¹	Full workweek employees
Leesville:					
Retail trade.....	116	5,455	115	338	313
Remainder of parish:					
Retail trade.....	118	2,172	119	75	62

¹/ Includes employees paid for less than the full workweek.

GENERAL DESCRIPTION OF PRELIMINARY RELEASES FOR THE 1948 CENSUS OF BUSINESS

This series of releases, of which one is planned for each county in the United States, presents preliminary results of the 1948 Census of Business. The information is based on reports submitted by business establishments for that Census. The figures shown are preliminary, and are subject to revision in the final Census publications, but the changes are expected to be relatively minor with respect to coverage. The final Census figures will be issued in a series of Business Census bulletins which will show additional detailed kind-of-business information for all places where there are a sufficient number of establishments.

The 1948 Census of Business was taken under the provision of the Act of June 19, 1948, which provides that the Business Census be taken for 1948 and for each fifth year thereafter. Previous Business Censuses were taken for the years 1929, 1933, 1935, and 1939.

Scope of the Census.—The 1948 Census of Business covered all establishments in the following trades, as defined by the Standard Industrial Classification Manual, May 1949 issue, of the Executive Office of the President: all retail trades; all wholesale trades; all service trades in the following four groups—personal services, business services, automobile repairs and services, and miscellaneous repair services; hotels; tourist courts and camps; and amusements, including motion picture theaters. Some important services not covered are radio broadcasting and television, medical and health, legal, educational, nonprofit, accounting, and domestic services.

This coverage is similar to that of the 1939 Business Census. However, "custom trades" and "services incidental to transportation," which are no longer included in the standard classification of the service trades, are not covered by the 1948 Census. In a number of localities, these exclusions as well as other changes in the standard classification may have

a considerable effect in comparing 1948 with 1939 data, particularly with respect to establishment count.

Establishment definition.—For Census purposes, a business establishment is defined to include only enterprises conducted from a recognizable place of business, provided that the annual sales were in excess of \$5,000 for a wholesale trade establishment and \$500 for establishments in other trades. A detailed analysis of coverage will be provided in future Census of Business publications.

"Number of establishments" is the number of separate business locations, rather than the number of business companies or organizations, since the Census figures represent information reported separately for each business location or establishment. The establishment count reflects the number of places in business at the end of 1948 excluding administrative and executive offices of multiunit organizations, and "chain store" warehouses.

Sales and receipts.—"1948 sales and receipts" represents sales of merchandise and receipts from repairs and other services to customers. The figures reflect deductions for returned goods and allowances, but not for trade-in allowances; they exclude sales and excise taxes collected from customers and paid directly to any taxing agency.

Proprietors.—"Active proprietors..." represents owners and partners of unincorporated businesses who devoted the major portion of their time to the business in November 1948.

Employment.—"Number of paid employees..." represents all employees on the pay roll for the pay period ending nearest November 15, 1948. "Full workweek" employees, whether regular or seasonal, are those who in the November 15 pay period were paid for working at least the number of hours typically worked in a week by employees of the reporting establishment.

1948 CENSUS OF BUSINESS

U. S. DEPARTMENT OF COMMERCE
BUREAU OF THE CENSUS

RETAIL, WHOLESALE, SERVICE TRADES

PRELIMINARY

For Release April 10, 1950

Release Series BC-1P-17-059

WASHINGTON PARISH, LA.

Retail, wholesale, and service establishments located in Washington Parish, Louisiana, showed a substantial expansion in dollar volume of trade from 1939 to 1948 according to preliminary figures from the 1948 Census of Business released today by the Bureau of the Census, U. S. Department of Commerce.

Retail sales in the parish during 1948 aggregated \$21.2 million, an increase of 259 percent over the \$5.9 million in 1939, when the preceding Census of Business was taken. Wholesale sales in the parish reached a total of \$10.2 million in 1948 as compared with \$2.1 million in 1939. The service trades included in the Census of Business recorded receipts totaling \$831,000 in 1948 compared with \$248,000 in 1939.

Employment in the parish also rose over the 9-year period between 1939 and 1948 for the above trades. Establishments in these trades reported a combined total of 1,468 paid employees for the workweek ended nearest November 15, 1948. This compared with a total of 872 employees reported for the week of November 15, 1939.

These preliminary figures have been derived from a Census report on Washington Parish, Louisiana, which also includes data for the city of Bogalusa. Final figures, superseding the preliminary data for Washington Parish, will be included in a Bulletin for the State of Louisiana to be issued in several months. Similar data will be made available this year in preliminary and final form for each of the parishes, counties, and States. A single copy of the preliminary release for Washington Parish as well as an order blank for other area releases may be obtained by writing to the Bureau of the Census, Washington 25, D. C.

Table 1.—CENSUS OF BUSINESS PRELIMINARY RESULTS FOR 1948, BY TRADE GROUP

WASHINGTON PARISH, LA.

Trade group and kind of business	Number of establishments	1948 sales and receipts (Thousand dollars)	Active proprietors of unincorporated businesses Nov. 1948	Paid employees, workweek ended nearest Nov. 15, 1948	
				Total employees ¹	Full workweek employees
RETAIL TRADE, total.....	424	21,229	407	1,097	965
Food group.....	164	4,416	153	148	131
Eating and drinking places.....	71	1,138	72	182	162
General merchandise grp, general stores	39	3,170	31	192	139
Apparel group.....	18	1,016	15	53	47
Furniture-home furnishgs-appliance grp	15	1,243	14	53	51
Automotive group.....	29	4,780	30	182	181
Gasoline service stations.....	34	1,015	33	60	54
Lumber-building-hardware group.....	16	1,844	24	117	95
Drug and proprietary stores.....	12	736	12	39	34
All other retail stores.....	26	1,871	23	71	71
WHOLESALE TRADE, total.....	25	10,247	13	182	x
Merchant wholesalers.....	14	6,890	6	132	x
Other types of wholesalers.....	11	3,357	7	50	x
SELECTED SERVICE TRADES, ² /total.....	95	831	99	189	183
Personal services.....	58	549	60	158	153
All other service trades.....	37	282	39	31	30

x Not available.

1/ Includes employees paid for less than the full workweek.

2/ See General Description on last page for changes from the 1939 Census of Business in the coverage of Service Trades.

Table 2.—CENSUS OF BUSINESS PRELIMINARY RESULTS FOR 1948 FOR CITIES OF 2,500 INHABITANTS OR MORE

WASHINGTON PARISH, LA.

(Data omitted for trade groups where necessary to avoid disclosure)

City and trade group ¹	Number of establishments	1948 sales and receipts (Thousand dollars)	Active proprietors of unincorporated businesses Nov. 1948	Paid employees, workweek ended nearest Nov. 15, 1948	
				Total employees ²	Full workweek employees
Bogalusa:					
Retail trade.....	257	14,991	245	813	734
Wholesale trade.....	18	7,365	10	122	x
Selected service trades....	72	698	73	167	162
Remainder of county:					
Retail trade.....	167	6,238	162	284	231
Wholesale trade.....	7	2,882	3	60	x
Selected service trades....	23	133	25	22	26

x Not available.

1/ See General Description on this page for changes from the 1939 Census of Business in the coverage of Service Trades.

2/ Includes employees paid for less than the full workweek.

GENERAL DESCRIPTION OF PRELIMINARY RELEASES FOR THE 1948 CENSUS OF BUSINESS

This series of releases, of which one is planned for each county in the United States, presents preliminary results of the 1948 Census of Business. The information is based on reports submitted by business establishments for that Census. The figures shown are preliminary, and are subject to revision in the final Census publications, but the changes are expected to be relatively minor with respect to coverage. The final Census figures will be issued in a series of Business Census bulletins which will show additional detailed kind-of-business information for all places where there are a sufficient number of establishments.

The 1948 Census of Business was taken under the provision of the Act of June 19, 1948, which provides that the Business Census be taken for 1948 and for each fifth year thereafter. Previous Business Censuses were taken for the years 1929, 1933, 1935, and 1939.

Scope of the Census.—The 1948 Census of Business covered all establishments in the following trades, as defined by the Standard Industrial Classification Manual, May 1949 issue, of the Executive Office of the President: all retail trades; all wholesale trades; all service trades in the following four groups—personal services, business services, automobile repairs and services, and miscellaneous repair services; hotels; tourist courts and camps; and amusements, including motion picture theaters. Some important services not covered are radio broadcasting and television, medical and health, legal, educational, nonprofit, accounting, and domestic services.

This coverage is similar to that of the 1939 Business Census. However, "custom trades" and "services incidental to transportation," which are no longer included in the standard classification of the service trades, are not covered by the 1948 Census. In a number of localities, these exclusions as well as

other changes in the standard classification may have a considerable effect in comparing 1948 with 1939 data, particularly with respect to establishment count.

Establishment definition.—For Census purposes, a business establishment is defined to include only enterprises conducted from a recognizable place of business, provided that the annual sales were in excess of \$5,000 for a wholesale trade establishment and \$500 for establishments in other trades. A detailed analysis of coverage will be provided in future Censuses of Business publications.

"Number of establishments" is the number of separate business locations, rather than the number of business companies or organizations, since the Census figures represent information reported separately for each business location or establishment. The establishment count reflects the number of places in business at the end of 1948 excluding administrative and executive offices of multiunit organizations, and "chain store" warehouses.

Sales and receipts.—"1948 sales and receipts" represents sales of merchandise and receipts from repairs and other services to customers. The figures reflect deductions for returned goods and allowances, but not for trade-in allowances; they exclude sales and excise taxes collected from customers and paid directly to any taxing agency.

Proprietors.—"Active proprietors..." represents owners and partners of unincorporated businesses who devoted the major portion of their time to the business in November 1948.

Employment.—"Number of paid employees..." represents all employees on the pay roll for the pay period ending nearest November 15, 1948. "Full workweek" employees, whether regular or seasonal, are those who in the November 15 pay period were paid for working at least the number of hours typically worked in a week by employees of the reporting establishment.

1948 CENSUS OF BUSINESS

U. S. DEPARTMENT OF COMMERCE
BUREAU OF THE CENSUS

RETAIL, WHOLESALE, SERVICE TRADES

PRELIMINARY

For Release April 10, 1950

Release Series BC-1P-17-060

WEBSTER PARISH, LA.

Retail, wholesale, and service establishments located in Webster Parish, Louisiana, showed a substantial expansion in dollar volume of trade from 1939 to 1948 according to preliminary figures from the 1948 Census of Business released today by the Bureau of the Census, U. S. Department of Commerce.

Retail sales in the parish during 1948 aggregated \$21.5 million, an increase of 298 percent over the \$5.4 million in 1939, when the preceding Census of Business was taken. Wholesale sales in the parish reached a total of \$3.8 million in 1948 as compared with \$1.7 million in 1939. The service trades included in the Census of Business recorded receipts totaling \$738,000 in 1948 compared with \$208,000 in 1939.

Employment in the parish also rose over the 9-year period between 1939 and 1948 for the above trades. Establishments in these trades reported a combined total of 1,126 paid employees for the workweek ended nearest November 15, 1948. This compared with a total of 703 employees reported for the week of November 15, 1939.

These preliminary figures have been derived from a Census report on Webster Parish, Louisiana, which also includes data for the cities of Minden and Springhill. Final figures, superseding the preliminary data for Webster Parish, will be included in a Bulletin for the State of Louisiana to be issued in several months. Similar data will be made available this year in preliminary and final form for each of the parishes, counties, and States. A single copy of the preliminary release for Webster Parish as well as an order blank for other area releases may be obtained by writing to the Bureau of the Census, Washington 25, D. C.

Table 1.—CENSUS OF BUSINESS PRELIMINARY RESULTS FOR 1948, BY TRADE GROUP

WEBSTER PARISH, LA.

Trade group and kind of business	Number of establishments	1948 sales and receipts (Thousand dollars)	Active proprietors of unincorporated businesses Nov. 1948	Paid employees, workweek ended nearest Nov. 15, 1948	
				Total employees ¹	Full workweek employees
RETAIL TRADE, total.....	415	21,460	432	889	808
Food group.....	147	5,587	153	135	121
Eating and drinking places.....	58	938	58	106	99
General merchandise grp, general stores.	35	2,619	40	149	110
Apparel group.....	22	874	21	44	39
Furniture-home furnishgs-appliance grp.	23	1,161	20	62	55
Automotive group.....	20	4,679	19	143	141
Gasoline service stations.....	50	1,535	55	64	64
Lumber-building-hardware group.....	18	2,288	20	112	108
Drug and proprietary stores.....	16	892	19	55	52
All other retail stores.....	26	887	27	19	19
WHOLESALE TRADE.....	18	3,826	12	63	x
SELECTED SERVICE TRADES, ² /total.....	92	738	92	174	168
Personal services.....	57	492	57	146	143
All other service trades.....	35	246	35	28	25
AMUSEMENTS.....	19	145	14	32	x

x Not available.

¹/ Includes employees paid for less than the full workweek.

²/ See General Description on last page for changes from the 1939 Census of Business in the coverage of Service Trades.

Table 2.—CENSUS OF BUSINESS PRELIMINARY RESULTS FOR 1948 FOR CITIES OF 2,500 INHABITANTS OR MORE

WEBSTER PARISH, LA.

(Data omitted for trade groups where necessary to avoid disclosure)

City and trade group ¹	Number of establishments	1948 sales and receipts (Thousand dollars)	Active proprietors of unincorporated businesses Nov. 1948	Paid employees, workweek ended nearest Nov. 15, 1948	
				Total employees ²	Full workweek employees
Minden:					
Retail trade.....	161	12,091	166	525	474
Wholesale trade.....	12	2,455	6	44	x
Selected service trades....	53	522	55	131	126
Springhill:					
Retail trade.....	73	4,423	70	213	198
Selected service trades....	17	136	14	32	31
Remainder of county: ^{3/}					
Retail trade.....	181	4,946	196	151	136
Wholesale trade.....	6	1,371	6	19	x
Selected service trades....	22	80	23	11	11

x Not available.

1/ See General Description on this page for changes from the 1939 Census of Business in the coverage of Service Trades.

2/ Includes employees paid for less than the full workweek.

3/ Includes figures for establishments, other than wholesale, not located in cities of 2,500 inhabitants or more, and wholesale establishments not located in cities of 5,000 inhabitants or more.

GENERAL DESCRIPTION OF PRELIMINARY RELEASES FOR THE 1948 CENSUS OF BUSINESS

This series of releases, of which one is planned for each county in the United States, presents preliminary results of the 1948 Census of Business. The information is based on reports submitted by business establishments for that Census. The figures shown are preliminary, and are subject to revision in the final Census publications, but the changes are expected to be relatively minor with respect to coverage. The final Census figures will be issued in a series of Business Census bulletins which will show additional detailed kind-of-business information for all places where there are a sufficient number of establishments.

The 1948 Census of Business was taken under the provision of the Act of June 19, 1948, which provides that the Business Census be taken for 1948 and for each fifth year thereafter. Previous Business Censuses were taken for the years 1929, 1933, 1935, and 1939.

Scope of the Census.—The 1948 Census of Business covered all establishments in the following trades, as defined by the Standard Industrial Classification Manual, May 1949 issue, of the Executive Office of the President: all retail trades; all wholesale trades; all service trades in the following four groups—personal services, business services, automobile repairs and services, and miscellaneous repair services; hotels; tourist courts and camps; and amusements, including motion picture theaters. Some important services not covered are radio broadcasting and television, medical and health, legal, educational, nonprofit, accounting, and domestic services.

This coverage is similar to that of the 1939 Business Census. However, "custom trades" and "services incidental to transportation," which are no longer included in the standard classification of the service trades, are not covered by the 1948 Census. In a number of localities, these exclusions as well as other changes in the standard classification may have

a considerable effect in comparing 1948 with 1939 data, particularly with respect to establishment count.

Establishment definition.—For Census purposes, a business establishment is defined to include only enterprises conducted from a recognizable place of business, provided that the annual sales were in excess of \$5,000 for a wholesale trade establishment and \$500 for establishments in other trades. A detailed analysis of coverage will be provided in future Census of Business publications.

"Number of establishments" is the number of separate business locations, rather than the number of business companies or organizations, since the Census figures represent information reported separately for each business location or establishment. The establishment count reflects the number of places in business at the end of 1948 excluding administrative and executive offices of multiunit organizations, and "chain store" warehouses.

Sales and receipts.—"1948 sales and receipts" represents sales of merchandise and receipts from repairs and other services to customers. The figures reflect deductions for returned goods and allowances, but not for trade-in allowances; they exclude sales and excise taxes collected from customers and paid directly to any taxing agency.

Proprietors.—"Active proprietors..." represents owners and partners of unincorporated businesses who devoted the major portion of their time to the business in November 1948.

Employment.—"Number of paid employees..." represents all employees on the pay roll for the pay period ending nearest November 15, 1948. "Full workweek" employees, whether regular or seasonal, are those who in the November 15 pay period were paid for working at least the number of hours typically worked in a week by employees of the reporting establishment.

1948 CENSUS OF BUSINESS

RETAIL, WHOLESALE, SERVICE TRADES

U. S. DEPARTMENT OF COMMERCE
BUREAU OF THE CENSUS

PRELIMINARY

For Release April 24, 1950

Release Series BC-1P-17-061

WEST BATON ROUGE PARISH, LA.

Retail establishments located in West Baton Rouge Parish, Louisiana, showed a substantial expansion in dollar volume of trade from 1939 to 1948 according to preliminary figures from the 1948 Census of Business released today by the Bureau of the Census, U. S. Department of Commerce.

Retail sales in the parish during 1948 aggregated \$3.9 million, an increase of 225 percent over the \$1.2 million in 1939, when the preceding Census of Business was taken.

Employment in the parish also rose over the 9-year period between 1939 and 1948 for the above trade. Retail establishments reported a total of 231 paid employees for the workweek ended nearest November 15, 1948. This compared with a total of 121 employees reported for the week of November 15, 1939.

These preliminary figures have been derived from a Census report on West Baton Rouge Parish, Louisiana. Final figures superseding the preliminary data for West Baton Rouge Parish, will be included in a Bulletin for the State of Louisiana to be issued in several months. Similar data will be made available this year in preliminary and final form for each of the parishes, counties, and States. A single copy of the preliminary release for West Baton Rouge Parish as well as an order blank for other area releases may be obtained by writing to the Bureau of the Census, Washington 25, D. C. ,

Table 1.—CENSUS OF BUSINESS PRELIMINARY RESULTS FOR 1948, BY TRADE GROUP

WEST BATON ROUGE PARISH, LA.

Trade group and kind of business	Number of establishments	1948 sales and receipts (Thousand dollars)	Active proprietors of unincorporated businesses Nov. 1948	Paid employees, workweek ended nearest Nov. 15, 1948	
				Total employees ¹	Full workweek employees
RETAIL TRADE, total.....	108	3,905	101	231	189
Food group.....	41	1,404	37	49	35
Eating and drinking places.....	30	606	30	80	64
Gasoline service stations.....	11	641	14	47	40
All other retail stores.....	26	1,254	20	55	50

¹/ Includes employees paid for less than the full workweek.

GENERAL DESCRIPTION OF PRELIMINARY RELEASES FOR THE 1948 CENSUS OF BUSINESS

This series of releases, of which one is planned for each county in the United States, presents preliminary results of the 1948 Census of Business. The information is based on reports submitted by business establishments for that Census. The figures shown are preliminary, and are subject to revision in the final Census publications, but the changes are expected to be relatively minor with respect to coverage. The final Census figures will be issued in a series of Business Census bulletins which will show additional detailed kind-of-business information for all places where there are a sufficient number of establishments.

The 1948 Census of Business was taken under the provision of the Act of June 19, 1948, which provides that the Business Census be taken for 1948 and for each fifth year thereafter. Previous Business Censuses were taken for the years 1929, 1933, 1935, and 1939.

Scope of the Census.—The 1948 Census of Business covered all establishments in the following trades, as defined by the Standard Industrial Classification Manual, May 1949 issue, of the Executive Office of the President: all retail trades; all wholesale trades; all service trades in the following four groups—personal services, business services, automobile repairs and services, and miscellaneous repair services; hotels; tourist courts and camps; and amusements, including motion picture theaters. Some important services not covered are radio broadcasting and television, medical and health, legal, educational, nonprofit, accounting, and domestic services.

This coverage is similar to that of the 1939 Business Census. However, "custom trades" and "services incidental to transportation," which are no longer included in the standard classification of the service trades, are not covered by the 1948 Census. In a number of localities, these exclusions as well as other changes in the standard classification may have a considerable effect in comparing

1948 with 1939 data, particularly with respect to establishment count.

Establishment definition.—For Census purposes, a business establishment is defined to include only enterprises conducted from a recognizable place of business, provided that the annual sales were in excess of \$5,000 for a wholesale trade establishment and \$500 for establishments in other trades. A detailed analysis of coverage will be provided in future Census of Business publications.

"Number of establishments" is the number of separate business locations, rather than the number of business companies or organizations, since the Census figures represent information reported separately for each business location or establishment. The establishment count reflects the number of places in business at the end of 1948 excluding administrative and executive offices of multiunit organizations, and "chain store" warehouses.

Sales and receipts.—"1948 sales and receipts" represents sales of merchandise and receipts from repairs and other services to customers. The figures reflect deductions for returned goods and allowances, but not for trade-in allowances; they exclude sales and excise taxes collected from customers and paid directly to any taxing agency.

Proprietors.—"Active proprietors..." represents owners and partners of unincorporated businesses who devoted the major portion of their time to the business in November 1948.

Employment.—"Number of paid employees..." represents all employees on the pay roll for the pay period ending nearest November 15, 1948. "Full workweek" employees, whether regular or seasonal, are those who in the November 15 pay period were paid for working at least the number of hours typically worked in a week by employees of the reporting establishment.

1948 CENSUS OF BUSINESS

RETAIL, WHOLESALE, SERVICE TRADES

U. S. DEPARTMENT OF COMMERCE
BUREAU OF THE CENSUS

PRELIMINARY

For Release April 13, 1950

Release Series BC-1P-17-062

WEST CARROLL PARISH, LA.

Retail and service establishments located in West Carroll Parish, Louisiana, showed a substantial expansion in dollar volume of trade from 1939 to 1948 according to preliminary figures from the 1948 Census of Business released today by the Bureau of the Census, U. S. Department of Commerce.

Retail sales in the parish during 1948 aggregated \$6.0 million, an increase of 233 percent over the \$1.8 million in 1939, when the preceding Census of Business was taken. The service trades included in the Census of Business recorded receipts totaling \$218,000 in 1948 compared with \$91,000 in 1939. Wholesale establishments in the parish reported sales of \$587,000 in 1948, a decrease from the \$865,000 reported in 1939.

Employment in the parish rose over the 9-year period between 1939 and 1948 for the above trades. Establishments in these trades reported a combined total of 307 paid employees for the workweek ended nearest November 15, 1948. This compared with a total of 228 employees reported for the week of November 15, 1939.

These preliminary figures have been derived from a Census report on West Carroll Parish, Louisiana. Final figures, superseding the preliminary data for West Carroll Parish, will be included in a Bulletin for the State of Louisiana to be issued in several months. Similar data will be made available this year in preliminary and final form for each of the parishes, counties, and States. A single copy of the preliminary release for West Carroll Parish as well as an order blank for other area releases may be obtained by writing to the Bureau of the Census, Washington 25, D. C.

Table 1.—CENSUS OF BUSINESS PRELIMINARY RESULTS FOR 1948, BY TRADE GROUP

WEST CARROLL PARISH, LA.

Trade group and kind of business	Number of establishments	1948 sales and receipts (Thousand dollars)	Active proprietors of unincorporated businesses Nov. 1948	Paid employees, workweek ended nearest Nov. 15, 1948	
				Total employees ¹	Full workweek employees
RETAIL TRADE, total.....	132	5,950	126	269	203
Food group.....	57	997	55	25	13
Eating and drinking places.....	9	139	10	25	16
Gasoline service stations.....	10	265	10	18	11
All other retail stores.....	56	4,549	51	201	163
WHOLESALE TRADE.....	5	587	6	4	x
SELECTED SERVICE TRADES, ² /total.....	29	218	26	34	29
Personal services.....	14	107	13	25	22
All other service trades.....	15	111	13	9	7

x Not available.

¹/ Includes employees paid for less than the full workweek.

²/ See General Description on last page for changes from the 1939 Census of Business in the coverage of Service Trades.

GENERAL DESCRIPTION OF PRELIMINARY RELEASES FOR THE 1948 CENSUS OF BUSINESS

This series of releases, of which one is planned for each county in the United States, presents preliminary results of the 1948 Census of Business. The information is based on reports submitted by business establishments for that Census. The figures shown are preliminary, and are subject to revision in the final Census publications, but the changes are expected to be relatively minor with respect to coverage. The final Census figures will be issued in a series of Business Census bulletins which will show additional detailed kind-of-business information for all places where there are a sufficient number of establishments.

The 1948 Census of Business was taken under the provision of the Act of June 19, 1948, which provides that the Business Census be taken for 1948 and for each fifth year thereafter. Previous Business Censuses were taken for the years 1929, 1933, 1935, and 1939.

Scope of the Census.—The 1948 Census of Business covered all establishments in the following trades, as defined by the Standard Industrial Classification Manual, May 1949 issue, of the Executive Office of the President: all retail trades; all wholesale trades; all service trades in the following four groups—personal services, business services, automobile repairs and services, and miscellaneous repair services; hotels; tourist courts and camps; and amusements, including motion picture theaters. Some important services not covered are radio broadcasting and television, medical and health, legal, educational, nonprofit, accounting, and domestic services.

This coverage is similar to that of the 1939 Business Census. However, "custom trades" and "services incidental to transportation," which are no longer included in the standard classification of the service trades, are not covered by the 1948 Census. In a number of localities, these exclusions as well as other changes in the standard classification may have a considerable effect in comparing

1948 with 1939 data, particularly with respect to establishment count.

Establishment definition.—For Census purposes, a business establishment is defined to include only enterprises conducted from a recognizable place of business, provided that the annual sales were in excess of \$5,000 for a wholesale trade establishment and \$500 for establishments in other trades. A detailed analysis of coverage will be provided in future Census of Business publications.

"Number of establishments" is the number of separate business locations, rather than the number of business companies or organizations, since the Census figures represent information reported separately for each business location or establishment. The establishment count reflects the number of places in business at the end of 1948 excluding administrative and executive offices of multiunit organizations, and "chain store" warehouses.

Sales and receipts.—"1948 sales and receipts" represents sales of merchandise and receipts from repairs and other services to customers. The figures reflect deductions for returned goods and allowances, but not for trade-in allowances; they exclude sales and excise taxes collected from customers and paid directly to any taxing agency.

Proprietors.—"Active proprietors..." represents owners and partners of unincorporated businesses who devoted the major portion of their time to the business in November 1948.

Employment.—"Number of paid employees..." represents all employees on the pay roll for the pay period ending nearest November 15, 1948. "Full workweek" employees, whether regular or seasonal, are those who in the November 15 pay period were paid for working at least the number of hours typically worked in a week by employees of the reporting establishment.

1948 CENSUS OF BUSINESS

RETAIL, WHOLESALE, SERVICE TRADES

U. S. DEPARTMENT OF COMMERCE
BUREAU OF THE CENSUS

PRELIMINARY

For Release May 15, 1950

Release Series BC-1P-17-063

WEST FELICIANA PARISH, LA.

Retail and service establishments located in West Feliciana Parish, Louisiana, showed a substantial expansion in dollar volume of trade from 1939 to 1948 according to preliminary figures from the 1948 Census of Business released today by the Bureau of the Census, U. S. Department of Commerce.

Retail sales in the parish during 1948 aggregated \$1.7 million, an increase of 143 percent over the \$0.7 million in 1939, when the preceding Census of Business was taken. The service trades included in the Census of Business recorded receipts totaling \$12,000 in 1948 compared with \$10,000 in 1939. Wholesale sales in the parish reached a total of \$702,000 in 1948. No comparable figure for 1939 is available.

Employment in the parish also rose over the 9-year period between 1939 and 1948 for the retail and service trades. Establishments in these trades reported a combined total of 86 paid employees for the workweek ended nearest November 15, 1948. This compared with a total of 77 employees reported for the week of November 15, 1939. Wholesale trade establishments reported a total of 43 paid employees for the week of November 15, 1948.

These preliminary figures have been derived from a Census report on West Feliciana Parish, Louisiana. Final figures, superseding the preliminary data for West Feliciana Parish, will be included in a Bulletin for the State of Louisiana to be issued in several months. Similar data will be made available this year in preliminary and final form for each of the parishes, counties, and States. A single copy of the preliminary release for West Feliciana Parish as well as an order blank for other area releases may be obtained by writing to the Bureau of the Census, Washington 25, D. C.

Table 1.—CENSUS OF BUSINESS PRELIMINARY RESULTS FOR 1948, BY TRADE GROUP

WEST FELICIANA PARISH, LA.

Trade group and kind of business	Number of establishments	1948 sales and receipts (Thousand dollars)	Active proprietors of unincorporated businesses Nov. 1948	Paid employees, workweek ended nearest Nov. 15, 1948	
				Total employees ¹	Full workweek employees
RETAIL TRADE, total.....	57	1,717	60	84	75
Food group.....	21	547	22	20	18
Eating and drinking places.....	11	376	10	40	39
All other retail stores.....	25	794	28	24	18
WHOLESALE TRADE.....	7	702	3	43	x
SELECTED SERVICE TRADES ^{2/}	8	12	8	2	2

^{1/} Includes employees paid for less than the full workweek.

^{2/} See General Description on last page for changes from the 1939 Census of Business in the coverage of Service Trades.

x Not available.

GENERAL DESCRIPTION OF PRELIMINARY RELEASES FOR THE 1948 CENSUS OF BUSINESS

This series of releases, of which one is planned for each county in the United States, presents preliminary results of the 1948 Census of Business. The information is based on reports submitted by business establishments for that Census. The figures shown are preliminary, and are subject to revision in the final Census publications, but the changes are expected to be relatively minor with respect to coverage. The final Census figures will be issued in a series of Business Census bulletins which will show additional detailed kind-of-business information for all places where there are a sufficient number of establishments.

The 1948 Census of Business was taken under the provision of the Act of June 19, 1948, which provides that the Business Census be taken for 1948 and for each fifth year thereafter. Previous Business Censuses were taken for the years 1929, 1933, 1935, and 1939.

Scope of the Census.—The 1948 Census of Business covered all establishments in the following trades, as defined by the Standard Industrial Classification Manual, May 1949 issue, of the Executive Office of the President: all retail trades; all wholesale trades; all service trades in the following four groups—personal services, business services, automobile repairs and services, and miscellaneous repair services; hotels; tourist courts and camps; and amusements, including motion picture theaters. Some important services not covered are radio broadcasting and television, medical and health, legal, educational, nonprofit, accounting, and domestic services.

This coverage is similar to that of the 1939 Business Census. However, "custom trades" and "services incidental to transportation," which are no longer included in the standard classification of the service trades, are not covered by the 1948 Census. In a number of localities, these exclusions as well as other changes in the standard classification may have a considerable effect in comparing

1948 with 1939 data, particularly with respect to establishment count.

Establishment definition.—For Census purposes, a business establishment is defined to include only enterprises conducted from a recognizable place of business, provided that the annual sales were in excess of \$5,000 for a wholesale trade establishment and \$500 for establishments in other trades. A detailed analysis of coverage will be provided in future Census of Business publications.

"Number of establishments" is the number of separate business locations, rather than the number of business companies or organizations, since the Census figures represent information reported separately for each business location or establishment. The establishment count reflects the number of places in business at the end of 1948 excluding administrative and executive offices of multiunit organizations, and "chain store" warehouses.

Sales and receipts.—"1948 sales and receipts" represents sales of merchandise and receipts from repairs and other services to customers. The figures reflect deductions for returned goods and allowances, but not for trade-in allowances; they exclude sales and excise taxes collected from customers and paid directly to any taxing agency.

Proprietors.—"Active proprietors..." represents owners and partners of unincorporated businesses who devoted the major portion of their time to the business in November 1948.

Employment.—"Number of paid employees..." represents all employees on the pay roll for the pay period ending nearest November 15, 1948. "Full workweek" employees, whether regular or seasonal, are those who in the November 15 pay period were paid for working at least the number of hours typically worked in a week by employees of the reporting establishment.

1948 CENSUS OF BUSINESS

RETAIL, WHOLESALE, SERVICE TRADES

U. S. DEPARTMENT OF COMMERCE
BUREAU OF THE CENSUS

PRELIMINARY

For Release April 10, 1950

Release Series BC-1P-17-064

WINN PARISH, LA.

Retail, wholesale, and service establishments located in Winn Parish, Louisiana, showed a substantial expansion in dollar volume of trade from 1939 to 1948 according to preliminary figures from the 1948 Census of Business released today by the Bureau of the Census, U. S. Department of Commerce.

Retail sales in the parish during 1948 aggregated \$6.4 million, an increase of 205 percent over the \$2.1 million in 1939, when the preceding Census of Business was taken. Wholesale sales in the parish reached a total of \$2.6 million in 1948 as compared with \$0.6 million in 1939. The service trades included in the Census of Business recorded receipts totaling \$253,000 in 1948 compared with \$60,000 in 1939.

Employment in the parish also rose over the 9-year period between 1939 and 1948 for the above trades. Establishments in these trades reported a combined total of 396 paid employees for the workweek ended nearest November 15, 1948. This compared with a total of 290 employees reported for the week of November 15, 1939.

These preliminary figures have been derived from a Census report on Winn Parish, Louisiana, which also includes data for the city of Winnfield. Final figures, superseding the preliminary data for Winn Parish, will be included in a Bulletin for the State of Louisiana to be issued in several months. Similar data will be made available this year in preliminary and final form for each of the parishes, counties, and States. A single copy of the preliminary release for Winn Parish as well as an order blank for other area releases may be obtained by writing to the Bureau of the Census, Washington 25, D. C.

Table 1.—CENSUS OF BUSINESS PRELIMINARY RESULTS FOR 1948, BY TRADE GROUP

WINN PARISH, LA.

Trade group and kind of business	Number of establishments	1948 sales and receipts (Thousand dollars)	Active proprietors of unincorporated businesses Nov. 1948	Paid employees, workweek ended nearest Nov. 15, 1948	
				Total employees ¹	Full workweek employees
RETAIL TRADE, total.....	143	6,361	136	288	260
Food group.....	59	1,618	60	46	45
Eating and drinking places.....	13	131	11	21	16
Gasoline service stations.....	19	556	17	29	26
All other retail stores.....	52	4,056	48	192	173
WHOLESALE TRADE.....	10	2,597	10	44	x
SELECTED SERVICE TRADES ^{2/}	22	253	20	64	60

x Not available.

^{1/} Includes employees paid for less than the full workweek.

^{2/} See General Description on last page for changes from the 1939 Census of Business in the coverage of Service Trades.

Table 2.—CENSUS OF BUSINESS PRELIMINARY RESULTS FOR 1948 FOR CITIES OF 2,500 INHABITANTS OR MORE

WINN PARISH, LA.

(Data omitted for trade groups where necessary to avoid disclosure)

City and trade group	Number of establishments	1948 sales and receipts (Thousand dollars)	Active proprietors of unincorporated businesses Nov. 1948	Paid employees, workweek ended nearest Nov. 15, 1948	
				Total employees ^{1/}	Full workweek employees
Winnfield:					
Retail trade.....	92	5,426	84	266	243
Remainder of county:					
Retail trade.....	51	935	52	22	17

^{1/} Includes employees paid for less than the full workweek.

GENERAL DESCRIPTION OF PRELIMINARY RELEASES FOR THE 1948 CENSUS OF BUSINESS

This series of releases, of which one is planned for each county in the United States, presents preliminary results of the 1948 Census of Business. The information is based on reports submitted by business establishments for that Census. The figures shown are preliminary, and are subject to revision in the final Census publications, but the changes are expected to be relatively minor with respect to coverage. The final Census figures will be issued in a series of Business Census bulletins which will show additional detailed kind-of-business information for all places where there are a sufficient number of establishments.

The 1948 Census of Business was taken under the provision of the Act of June 19, 1948, which provides that the Business Census be taken for 1948 and for each fifth year thereafter. Previous Business Censuses were taken for the years 1929, 1933, 1935, and 1939.

Scope of the Census.—The 1948 Census of Business covered all establishments in the following trades, as defined by the Standard Industrial Classification Manual, May 1949 issue, of the Executive Office of the President: all retail trades; all wholesale trades; all service trades in the following four groups—personal services, business services, automobile repairs and services, and miscellaneous repair services; hotels; tourist courts and camps; and amusements, including motion picture theaters. Some important services not covered are radio broadcasting and television, medical and health, legal, educational, nonprofit, accounting, and domestic services.

This coverage is similar to that of the 1939 Business Census. However, "custom trades" and "services incidental to transportation," which are no longer included in the standard classification of the service trades, are not covered by the 1948 Census. In a number of localities, these exclusions as well as

other changes in the standard classification may have a considerable effect in comparing 1948 with 1939 data, particularly with respect to establishment count.

Establishment definition.—For Census purposes, a business establishment is defined to include only enterprises conducted from a recognizable place of business, provided that the annual sales were in excess of \$5,000 for a wholesale trade establishment and \$500 for establishments in other trades. A detailed analysis of coverage will be provided in future Censuses of Business publications.

"Number of establishments" is the number of separate business locations, rather than the number of business companies or organizations, since the Census figures represent information reported separately for each business location or establishment. The establishment count reflects the number of places in business at the end of 1948 excluding administrative and executive offices of multiunit organizations, and "chain store" warehouses.

Sales and receipts.—"1948 sales and receipts" represents sales of merchandise and receipts from repairs and other services to customers. The figures reflect deductions for returned goods and allowances, but not for trade-in allowances; they exclude sales and excise taxes collected from customers and paid directly to any taxing agency.

Proprietors.—"Active proprietors..." represents owners and partners of unincorporated businesses who devoted the major portion of their time to the business in November 1948.

Employment.—"Number of paid employees..." represents all employees on the pay roll for the pay period ending nearest November 15, 1948. "Full workweek" employees, whether regular or seasonal, are those who in the November 15 pay period were paid for working at least the number of hours typically worked in a week by employees of the reporting establishment.





MAINE

counties

MAINE

1. Androscoggin
2. Aroostook
3. Cumberland
4. Franklin
5. Hancock
6. Kennebec
7. Knox
8. Lincoln
9. Oxford
10. Penobscot
11. Piscataquis
12. Sagadahoc
13. Somerset
14. Waldo
15. Washington
16. York



1948 CENSUS OF BUSINESS

RETAIL, WHOLESALE, SERVICE TRADES

U. S. DEPARTMENT OF COMMERCE
BUREAU OF THE CENSUS

PRELIMINARY

For Release May 8, 1950

Release Series BC-1P-18-000

MAINE

Retail, wholesale, and service establishments located in Maine showed a substantial expansion in dollar volume of trade from 1939 to 1948 according to preliminary figures from the 1948 Census of Business released today by the Bureau of the Census, U. S. Department of Commerce.

Retail sales in the State during 1948 aggregated \$749.7 million, an increase of 166 percent over the \$281.4 million sales in 1939, when the preceding Census of Business was taken. Wholesale sales volume in the State showed a 195 percent rise over the same period, reaching a total of \$488.5 million in 1948 as compared with \$165.8 million in 1939. The service trades included in the Census of Business reported receipts totaling \$30.2 million in 1948 compared with \$12.8 million in 1939. Hotel receipts moved from \$6.5 million in 1939 to \$16.6 million in 1948. Amusement businesses in the State recorded receipts of \$9.9 million in 1948 compared with \$5.2 million in 1939.

Employment in the State also rose over the 9-year period between 1939 and 1948 for the trades covered by the Census of Business. Retail trade establishments reported 37,719 paid employees for the workweek ended nearest November 15, 1948. Of these, 30,373 worked the full week, and the remainder part of the week. The comparable total and full workweek figures for 1939 were 28,093 and 22,945. Wholesale trade establishments reported a total of 9,537 full- and part-week employees for the week of November 15, 1948, compared with 7,454 for the same week in 1939. For the selected service trades, November 15, 1948, paid employees numbered 4,596; the comparable figure for 1939, adjusted for change in scope between the two Censuses, was 3,537.

These preliminary figures have been compiled from similar releases being made available for each county in Maine. Final figures, superseding the preliminary data for Maine, will be included in a State Bulletin to be issued in several months. Similar data will be made available in preliminary and final form for each of the States.

A single copy of the preliminary release for the State of Maine as well as an order blank for other area releases may be obtained by writing to the Bureau of the Census, Washington 25, D. C.

Table 1.—CENSUS OF BUSINESS PRELIMINARY RESULTS FOR 1948, BY TRADE GROUP

MAINE

Trade group and kind of business	Number of establishments	1948 sales and receipts (Thousand dollars)	Active proprietors of unincorporated businesses Nov. 1948	Paid employees, workweek ended nearest Nov. 15, 1948	
				Total employees ¹	Full workweek employees
RETAIL TRADE, total.....	11,759	749,712	10,720	37,719	30,373
Food group.....	3,864	221,664	3,749	6,807	5,218
Eating and drinking places.....	1,569	34,512	1,553	5,250	4,206
General merchandise grp, general stores.....	560	72,521	443	6,271	4,460
Apparel group.....	824	51,392	673	3,038	2,426
Furniture-home furnishings-appliance grp.....	563	34,016	422	2,341	2,089
Automotive group.....	618	111,345	464	3,971	3,719
Gasoline service stations.....	1,415	40,909	1,449	1,601	1,235
Lumber-building-hardware group.....	515	57,646	427	2,968	2,626
Drug and proprietary stores.....	367	18,978	314	1,479	1,061
All other retail stores.....	1,464	106,729	1,226	3,993	3,333
WHOLESALE TRADE, total.....	928	488,472	428	9,537	x
Merchant wholesalers, total.....	591	248,519	293	6,538	x
Groceries, confectionery, meat.....	114	68,998	74	1,281	x
Farm products, edible.....	40	15,922	33	306	x
Tobacco.....	31	19,191	16	211	x
Automotive supplies.....	50	11,777	25	685	x
Electrical merchandise.....	27	18,126	8	332	x
Hardware, plumbing, heating.....	29	25,192	6	761	x
Lumber, construction materials.....	39	12,418	24	480	x
Mach'y, equip't, industrial supplies.....	72	15,566	36	555	x
All other merchant wholesalers.....	189	61,329	71	1,927	x
Manufact'rs' sales branches, offices... ..	100	80,065	5	1,193	x
Petroleum bulk plants, terminals.....	153	98,420	82	1,049	x
Agents, brokers (merchandise).....	30	24,546	17	76	x
Assemblers of farm products.....	54	36,922	31	681	x
SELECTED SERVICE TRADES, total.....	3,112	30,239	3,068	4,596	4,046
Personal services.....	1,914	16,614	1,877	3,146	2,773
Business services.....	94	1,453	77	261	207
Automotive repairs and services.....	674	8,643	679	838	760
Other repairs and services.....	430	3,529	435	351	306
HOTELS.....	438	16,558	396	2,485	2,144
TOURIST COURTS AND CAMPS.....	419	1,762	460	50	42
AMUSEMENTS.....	379	9,941	263	1,677	x

x Not available.

¹/ Includes employees paid for less than the full workweek.

1948 CENSUS OF BUSINESS

RETAIL, WHOLESALE, SERVICE TRADES

U. S. DEPARTMENT OF COMMERCE
BUREAU OF THE CENSUS

PRELIMINARY

For Release April 5, 1950

Release Series BC-1P-18-001

ANDROSCOGGIN COUNTY, MAINE

Retail, wholesale, and service establishments located in Androscoggin County, Maine, showed a substantial expansion in dollar volume of trade from 1939 to 1948 according to preliminary figures from the 1948 Census of Business released today by the Bureau of the Census, U. S. Department of Commerce.

Retail sales in the county during 1948 aggregated \$77.8 million, an increase of 167 percent over the \$29.1 million in 1939, when the preceding Census of Business was taken. Wholesale sales in the county reached a total of \$38.5 million in 1948 as compared with \$3.1 million in 1939. The service trades included in the Census of Business recorded receipts totaling \$4.1 million in 1948 compared with \$1.5 million in 1939.

Employment in the county also rose over the 9-year period between 1939 and 1948 for the above trades. Establishments in these trades reported a combined total of 5,919 paid employees for the workweek ended nearest November 15, 1948. This compared with a total of 4,405 employees reported for the week of November 15, 1939.

These preliminary figures have been derived from a Census report on Androscoggin County, Maine, which also includes data for the cities of Auburn and Lewiston. Final figures, superseding the preliminary data for Androscoggin County, will be included in a Bulletin for the State of Maine to be issued in several months. Similar data will be made available this year in preliminary and final form for each of the counties and States. A single copy of the preliminary release for Androscoggin County as well as an order blank for other area releases may be obtained by writing to the Bureau of the Census, Washington 25, D. C.

Table 1.—CENSUS OF BUSINESS PRELIMINARY RESULTS FOR 1948, BY TRADE GROUP
ANDROSCOGGIN COUNTY, MAINE

Trade group and kind of business	Number of establishments	1948 sales and receipts (Thousand dollars)	Active proprietors of unincorporated businesses Nov. 1948	Paid employees, workweek ended nearest Nov. 15, 1948	
				Total employees ¹	Full workweek employees
RETAIL TRADE, total.....	1,039	77,757	985	4,140	3,201
Food group.....	378	22,159	392	772	550
Eating and drinking places.....	169	3,888	182	582	374
General merchandise grp, general stores	26	8,768	14	731	549
Apparel group.....	80	6,516	56	429	316
Furniture-home furnishgs-appliance grp	48	4,071	39	232	204
Automotive group.....	48	11,460	28	394	382
Gasoline service stations.....	96	3,060	103	148	120
Lumber-building-hardware group.....	36	4,516	31	273	248
Drug and proprietary stores.....	25	1,644	12	147	106
All other retail stores.....	133	11,675	128	432	352
WHOLESALE TRADE, total.....	91	38,450	46	1,029	x
Merchant wholesalers.....	67	24,946	41	740	x
Manufact'rs' sales branches, offices...	15	9,716	1	250	x
Other wholesale.....	9	3,788	4	39	x
SELECTED SERVICE TRADES, ^{2/} total.....	356	4,141	347	750	662
Personal services.....	238	2,417	230	540	487
Business services.....	10	224	7	44	30
Automotive repairs and services.....	66	1,008	66	110	97
Other repair services.....	42	492	44	56	48
HOTELS.....	19	1,857	14	265	229
AMUSEMENTS.....	30	1,042	29	183	x

x Not available.

^{1/} Includes employees paid for less than the full workweek.

^{2/} See General Description on last page for changes from the 1939 Census of Business in the coverage of Service Trades.

Table 2.—CENSUS OF BUSINESS PRELIMINARY RESULTS FOR 1948 FOR CITIES OF 2,500 INHABITANTS OR MORE
ANDROSCOGGIN COUNTY, MAINE

(Data omitted for trade groups where necessary to avoid disclosure)

City and trade group ¹	Number of establishments	1948 sales and receipts (Thousand dollars)	Active proprietors of unincorporated businesses Nov. 1948	Paid employees, workweek ended nearest Nov. 15, 1948	
				Total employees ²	Full workweek employees
Auburn:					
Retail trade.....	250	19,344	237	930	750
Selected service trades....	80	1,756	71	376	344
Lewiston:					
Retail trade.....	536	47,999	501	2,741	2,122
Wholesale trade.....	60	27,356	34	651	x
Selected service trades....	221	2,157	222	351	302
Remainder of county:					
Retail trade.....	253	10,414	247	469	329
Selected service trades....	55	228	54	23	16

x Not available.

1/ See General Description on this page for changes from the 1939 Census of Business in the coverage of Service Trades.

2/ Includes employees paid for less than the full workweek.

GENERAL DESCRIPTION OF PRELIMINARY RELEASES FOR THE 1948 CENSUS OF BUSINESS

This series of releases, of which one is planned for each county in the United States, presents preliminary results of the 1948 Census of Business. The information is based on reports submitted by business establishments for that Census. The figures shown are preliminary, and are subject to revision in the final Census publications, but the changes are expected to be relatively minor with respect to coverage. The final Census figures will be issued in a series of Business Census bulletins which will show additional detailed kind-of-business information for all places where there are a sufficient number of establishments.

The 1948 Census of Business was taken under the provision of the Act of June 19, 1948, which provides that the Business Census be taken for 1948 and for each fifth year thereafter. Previous Business Censuses were taken for the years 1929, 1933, 1935, and 1939.

Scope of the Census.—The 1948 Census of Business covered all establishments in the following trades, as defined by the Standard Industrial Classification Manual, May 1949 issue, of the Executive Office of the President: all retail trades; all wholesale trades; all service trades in the following four groups—personal services, business services, automobile repairs and services, and miscellaneous repair services; hotels; tourist courts and camps; and amusements, including motion picture theaters. Some important services not covered are radio broadcasting and television, medical and health, legal, educational, nonprofit, accounting, and domestic services.

This coverage is similar to that of the 1939 Business Census. However, "custom trades" and "services incidental to transportation," which are no longer included in the standard classification of the service trades, are not covered by the 1948 Census. In a number of localities, these exclusions as well as

other changes in the standard classification may have a considerable effect in comparing 1948 with 1939 data, particularly with respect to establishment count.

Establishment definition.—For Census purposes, a business establishment is defined to include only enterprises conducted from a recognizable place of business, provided that the annual sales were in excess of \$5,000 for a wholesale trade establishment and \$500 for establishments in other trades. A detailed analysis of coverage will be provided in future Census of Business publications.

"Number of establishments" is the number of separate business locations, rather than the number of business companies or organizations, since the Census figures represent information reported separately for each business location or establishment. The establishment count reflects the number of places in business at the end of 1948 excluding administrative and executive offices of multiunit organizations, and "chain store" warehouses.

Sales and receipts.—"1948 sales and receipts" represents sales of merchandise and receipts from repairs and other services to customers. The figures reflect deductions for returned goods and allowances, but not for trade-in allowances; they exclude sales and excise taxes collected from customers and paid directly to any taxing agency.

Proprietors.—"Active proprietors..." represents owners and partners of unincorporated businesses who devoted the major portion of their time to the business in November 1948.

Employment.—"Number of paid employees..." represents all employees on the pay roll for the pay period ending nearest November 15, 1948. "Full workweek" employees, whether regular or seasonal, are those who in the November 15 pay period were paid for working at least the number of hours typically worked in a week by employees of the reporting establishment.



1948 CENSUS OF BUSINESS

U. S. DEPARTMENT OF COMMERCE
BUREAU OF THE CENSUS

RETAIL, WHOLESALE, SERVICE TRADES

PRELIMINARY

For Release April 6, 1950

Release Series BC-1P-18-002

AROOSTOOK COUNTY, MAINE

Retail, wholesale, and service establishments located in Aroostook County, Maine, showed a substantial expansion in dollar volume of trade from 1939 to 1948 according to preliminary figures from the 1948 Census of Business released today by the Bureau of the Census, U. S. Department of Commerce.

Retail sales in the county during 1948 aggregated \$81.5 million, an increase of 253 percent over the \$23.1 million in 1939, when the preceding Census of Business was taken. Wholesale sales in the county reached a total of \$68.7 million in 1948 as compared with \$21.6 million in 1939. The service trades included in the Census of Business recorded receipts totaling \$2.6 million in 1948 compared with \$0.8 million in 1939.

Employment in the county also rose over the 9-year period between 1939 and 1948 for the above trades. Establishments in these trades reported a combined total of 4,195 paid employees for the workweek ended nearest November 15, 1948. This compared with a total of 3,313 employees reported for the week of November 15, 1939.

These preliminary figures have been derived from a Census report on Aroostook County, Maine, which also includes data for Fort Fairfield village and Presque Isle. Final figures, superseding the preliminary data for Aroostook County, will be included in a Bulletin for the State of Maine to be issued in several months. Similar data will be made available this year in preliminary and final form for each of the counties and States. A single copy of the preliminary release for Aroostook County as well as an order blank for other area releases may be obtained by writing to the Bureau of the Census, Washington 25, D. C.

Table 1.—CENSUS OF BUSINESS PRELIMINARY RESULTS FOR 1948, BY TRADE GROUP
AROOSTOOK COUNTY, MAINE

Trade group and kind of business	Number of establishments	1948 sales and receipts (Thousand dollars)	Active proprietors of unincorporated businesses Nov. 1948	Paid employees, workweek ended nearest Nov. 15, 1948	
				Total employees ¹	Full workweek employees
RETAIL TRADE, total.....	1,118	81,526	1,052	3,178	2,443
Food group.....	402	20,992	407	448	356
Eating and drinking places.....	116	2,521	123	287	225
General merchandise grp, general stores	60	9,409	42	739	433
Apparel group.....	114	5,368	100	262	198
Furniture-home furnishgs-appliance grp.	42	2,468	32	107	100
Automotive group.....	74	14,036	51	449	420
Gasoline service stations.....	108	3,261	118	82	70
Lumber-building-hardware group.....	70	11,707	55	417	344
Drug and proprietary stores.....	34	2,014	34	148	100
All other retail stores.....	98	9,750	90	239	197
WHOLESALE TRADE, total.....	83	68,735	35	749	x
Merchant wholesalers.....	32	12,632	13	266	x
Manufact'rs' sales branches, offices...	8	3,242	-	41	x
Petroleum bulk plants, terminals.....	26	10,313	14	117	x
Other wholesale.....	17	42,548	8	325	x
SELECTED SERVICE TRADES, ^{2/} total.....	291	2,566	303	268	233
Personal services.....	158	1,145	157	179	152
All other service trades.....	133	1,421	146	89	81
HOTELS.....	19	1,006	14	196	191
TOURIST COURTS AND CAMPS.....	14	50	15	5	4
AMUSEMENTS.....	35	1,119	28	169	x

x Not available.

^{1/} Includes employees paid for less than the full workweek.

^{2/} See General Description on last page for changes from the 1939 Census of Business in the coverage of Service Trades.

Table 2.—CENSUS OF BUSINESS PRELIMINARY RESULTS FOR 1948 FOR CITIES OF 2,500 INHABITANTS OR MORE

AROOSTOOK COUNTY, MAINE

(Data omitted for trade groups where necessary to avoid disclosure)

City and trade group ¹	Number of establishments	1948 sales and receipts (Thousand dollars)	Active proprietors of unincorporated businesses Nov. 1948	Paid employees, workweek ended nearest Nov. 15, 1948	
				Total employees ²	Full workweek employees
Fort Fairfield village:					
Retail trade.....	65	5,089	58	207	155
Selected service trades.....	19	107	21	9	8
Presque Isle:					
Retail trade.....	134	19,458	109	869	665
Wholesale trade.....	21	41,000	7	329	x
Selected service trades.....	41	556	43	70	60
Remainder of county:					
Retail trade.....	919	56,979	885	2,102	1,623
Wholesale trade.....	62	27,735	28	420	x
Selected service trade.....	231	1,903	239	189	165

x Not available.

^{1/} See General Description on this page for changes from the 1939 Census of Business in the coverage of Service Trades.^{2/} Includes employees paid for less than the full workweek.^{3/} Includes figures for establishments, other than wholesale, not located in cities of 2,500 inhabitants or more, and wholesale establishments not located in cities of 5,000 inhabitants or more.

GENERAL DESCRIPTION OF PRELIMINARY RELEASES FOR THE 1948 CENSUS OF BUSINESS

This series of releases, of which one is planned for each county in the United States, presents preliminary results of the 1948 Census of Business. The information is based on reports submitted by business establishments for that Census. The figures shown are preliminary, and are subject to revision in the final Census publications, but the changes are expected to be relatively minor with respect to coverage. The final Census figures will be issued in a series of Business Census bulletins which will show additional detailed kind-of-business information for all places where there are a sufficient number of establishments.

The 1948 Census of Business was taken under the provision of the Act of June 19, 1948, which provides that the Business Census be taken for 1948 and for each fifth year thereafter. Previous Business Censuses were taken for the years 1929, 1933, 1936, and 1939.

Scope of the Census.—The 1948 Census of Business covered all establishments in the following trades, as defined by the Standard Industrial Classification Manual, May 1949 issue, of the Executive Office of the President: all retail trades; all wholesale trades; all service trades in the following four groups—personal services, business services, automobile repairs and services, and miscellaneous repair services; hotels; tourist courts and camps; and amusements, including motion picture theaters. Some important services not covered are radio broadcasting and television, medical and health, legal, educational, nonprofit, accounting, and domestic services.

This coverage is similar to that of the 1939 Business Census. However, "custom trades" and "services incidental to transportation," which are no longer included in the standard classification of the service trades, are not covered by the 1948 Census. In a number of localities, these exclusions as well as

other changes in the standard classification may have a considerable effect in comparing 1948 with 1939 data, particularly with respect to establishment count.

Establishment definition.—For Census purposes, a business establishment is defined to include only enterprises conducted from a recognizable place of business, provided that the annual sales were in excess of \$5,000 for a wholesale trade establishment and \$500 for establishments in other trades. A detailed analysis of coverage will be provided in future Censuses of Business publications.

"Number of establishments" is the number of separate business locations, rather than the number of business companies or organizations, since the Census figures represent information reported separately for each business location or establishment. The establishment count reflects the number of places in business at the end of 1948 excluding administrative and executive offices of multinit organizations, and "chain store" warehouses.

Sales and receipts.—"1948 sales and receipts" represents sales of merchandise and receipts from repairs and other services to customers. The figures reflect deductions for returned goods and allowances, but not for trade-in allowances; they exclude sales and excise taxes collected from customers and paid directly to any taxing agency.

Proprietors.—"Active proprietors..." represents owners and partners of unincorporated businesses who devoted the major portion of their time to the business in November 1948.

Employment.—"Number of paid employees..." represents all employees on the pay roll for the pay period ending nearest November 15, 1948. "Full workweek" employees, whether regular or seasonal, are those who in the November 15 pay period were paid for working at least the number of hours typically worked in a week by employees of the reporting establishment.



1948 CENSUS OF BUSINESS

RETAIL, WHOLESALE, SERVICE TRADES

U. S. DEPARTMENT OF COMMERCE
BUREAU OF THE CENSUS

PRELIMINARY

For Release May 15, 1950

Release Series BC-1P-18-003

CUMBERLAND COUNTY, MAINE

Retail, wholesale, and service establishments located in Cumberland County, Maine, showed a substantial expansion in dollar volume of trade from 1939 to 1948 according to preliminary figures from the 1948 Census of Business released today by the Bureau of the Census, U. S. Department of Commerce.

Retail sales in the county during 1948 aggregated \$165.8 million, an increase of 154 percent over the \$65.2 million sales in 1939, when the preceding Census of Business was taken. Wholesale sales volume in the county showed a 183 percent rise over the same period, reaching a total of \$197.0 million in 1948 as compared with \$69.5 million in 1939. The service trades included in the Census of Business reported receipts totaling \$9.1 million in 1948 compared with \$3.9 million in 1939. Hotel receipts moved from \$1.4 million in 1939 to \$4.6 million in 1948. Amusement businesses in the county recorded receipts of \$2.2 million in 1948. No comparable figure for 1939 is available.

Employment in the county also rose over the 9-year period between 1939 and 1948 for the trades covered by the Census of Business. Retail trade establishments reported 9,828 paid employees for the workweek ended nearest November 15, 1948. Of these, 8,245 worked the full week, and the remainder part of the week. The comparable total and full workweek figures for 1939 were 7,531 and 6,442. Wholesale trade establishments reported a total of 4,187 full- and part-week employees for the week of November 15, 1948, compared with 3,031 for the same week in 1939. For the selected service trades, November 15, 1948 paid employees numbered 1,579; the comparable figure for 1939, adjusted for change in scope between the two Censuses, was 1,301.

These preliminary figures have been derived from a Census report on Cumberland County, Maine. The report also contains data for the cities of Brunswick village, Portland, South Portland, and Westbrook.

Final figures, superseding the preliminary data for Cumberland County, will be included in a Bulletin for the State of Maine to be issued in several months. Similar data will be made available this year in preliminary and final form for each of the counties and States. A single copy of the preliminary release for Cumberland County as well as an order blank for other area releases may be obtained by writing to the Bureau of the Census, Washington 25, D. C.

Table 1.—CENSUS OF BUSINESS PRELIMINARY RESULTS FOR 1948, BY TRADE GROUP
CUMBERLAND COUNTY, MAINE

Trade group and kind of business	Number of establishments	1948 sales and receipts (Thousand dollars)	Active proprietors of unincorporated businesses Nov. 1948	Paid employees, workweek ended nearest Nov. 15, 1948	
				Total employees ¹	Full workweek employees
RETAIL TRADE, total.....	2,040	165,764	1,739	9,828	8,245
Food group.....	668	48,060	622	1,905	1,493
Eating and drinking places.....	318	8,484	302	1,473	1,260
General merchandise grp, general stores.....	72	17,633	54	1,663	1,315
Apparel group.....	130	14,968	87	1,015	871
Furniture-home furnishgs-appliance grp.....	96	9,048	60	862	803
Automotive group.....	83	22,418	48	777	733
Gasoline service stations.....	249	7,950	250	330	236
Lumber-building-hardware group.....	61	9,850	35	438	402
Drug and proprietary stores.....	80	4,496	64	364	272
All other retail stores.....	283	22,857	217	1,001	860
WHOLESALE TRADE, total.....	293	196,970	89	4,187	x
Merchant wholesalers, total.....	211	116,023	80	3,073	x
Groceries, foods.....	36	39,238	10	678	x
Dry goods, apparel.....	10	2,224	5	53	x
Hardware, elec'l, plum'g and heat'g..	30	22,669	6	595	x
Mach'y, equip't, industrial supplies..	42	10,377	19	354	x
Lumber, construction materials.....	15	7,063	6	234	x
All other merchant wholesalers.....	78	34,452	34	1,159	x
Manufact'rs' sales branches, offices...	40	32,174	-	524	x
Petroleum bulk plants, terminals.....	17	42,452	2	385	x
Agents, brokers (merchandise).....	9	2,109	4	13	x
Assemblers of farm products.....	16	4,212	3	192	x
SELECTED SERVICE TRADES, ^{2/} total.....	690	9,142	634	1,579	1,463
Personal services.....	409	5,010	386	1,026	971
Business services.....	36	794	25	162	130
Automotive repairs and services.....	139	2,283	130	262	244
Other repair services.....	106	1,055	93	129	118
HOTELS.....	82	4,642	80	920	743
TOURIST COURTS AND CAMPS.....	80	327	84	3	3
AMUSEMENTS.....	56	2,179	35	411	x

x Not available.

^{1/} Includes employees paid for less than the full workweek.

^{2/} See General Description on last page for changes from the 1939 Census of Business in the coverage of Service Trades.

Table 2.—CENSUS OF BUSINESS PRELIMINARY RESULTS FOR 1948 FOR CITIES OF 2,500 INHABITANTS OR MORE

CUMBERLAND COUNTY, MAINE

(Data omitted for trade groups where necessary to avoid disclosure)

City and trade group ¹	Number of establishments	1948 sales and receipts (Thousand dollars)	Active proprietors of unincorporated businesses Nov. 1948	Paid employees, workweek ended nearest Nov. 15, 1948	
				Total employees ²	Full workweek employees
Brunswick village:					
Retail trade.....	191	14,056	167	697	595
Selected service trades....	52	451	52	62	58
Hotels.....	8	311	10	48	48
Portland:					
Retail trade.....	1,005	112,485	795	7,133	6,109
Wholesale trade.....	259	172,937	77	3,849	x
Selected service trades....	445	6,846	388	1,272	1,189
Hotels.....	14	3,281	5	759	591
Amusements.....	25	1,590	13	265	x
South Portland:					
Retail trade.....	160	9,868	142	505	392
Wholesale trade.....	11	19,451	3	115	x
Selected service trades....	51	672	48	126	102
Hotels.....	Included with "Remainder of county"				
Westbrook:					
Retail trade.....	140	9,270	110	415	320
Selected service trades....	40	381	42	74	69
Remainder of county: ^{3/}					
Retail trade.....	544	20,085	525	1,078	829
Wholesale trade.....	16	3,140	6	140	x
Selected service trades....	102	792	104	45	45
Hotels.....	60	1,050	65	113	104
Amusements.....	19	342	12	97	x

x Not available.

^{1/} See General Description on last page for changes from the 1939 Census of Business in the coverage of Service Trades.^{2/} Includes employees paid for less than the full workweek.^{3/} Except as indicated above, includes figures for establishments, other than wholesale, not located in cities of 2,500 inhabitants or more, and wholesale establishments not located in cities of 5,000 inhabitants or more.

GENERAL DESCRIPTION OF PRELIMINARY RELEASES FOR THE 1948 CENSUS OF BUSINESS

This series of releases, of which one is planned for each county in the United States, presents preliminary results of the 1948 Census of Business. The information is based on reports submitted by business establishments for that Census. The figures shown are preliminary, and are subject to revision in the final Census publications, but the changes are expected to be relatively minor with respect to coverage. The final Census figures will be issued in a series of Business Census bulletins which will show additional detailed kind-of-business information for all places where there are a sufficient number of establishments.

The 1948 Census of Business was taken under the provision of the Act of June 19, 1948, which provides that the Business Census be taken for 1948 and for each fifth year thereafter. Previous Business Censuses were taken for the years 1929, 1933, 1935, and 1939.

Scope of the Census.—The 1948 Census of Business covered all establishments in the following trades, as defined by the Standard Industrial Classification Manual, May 1949 issue, of the Executive Office of the President: all retail trades; all wholesale trades; all service trades in the following four groups—personal services, business services, automobile repairs and services, and miscellaneous repair services; hotels; tourist courts and camps; and amusements, including motion picture theaters. Some important services not covered are radio broadcasting and television, medical and health, legal, educational, nonprofit, accounting, and domestic services.

This coverage is similar to that of the 1939 Business Census. However, "custom trades" and "services incidental to transportation," which are no longer included in the standard classification of the service trades, are not covered by the 1948 Census. In a number of localities, these exclusions as well as other changes in the standard classification may have a considerable effect in comparing

1948 with 1939 data, particularly with respect to establishment count.

Establishment definition.—For Census purposes, a business establishment is defined to include only enterprises conducted from a recognizable place of business, provided that the annual sales were in excess of \$5,000 for a wholesale trade establishment and \$500 for establishments in other trades. A detailed analysis of coverage will be provided in future Census of Business publications.

"Number of establishments" is the number of separate business locations, rather than the number of business companies or organizations, since the Census figures represent information reported separately for each business location or establishment. The establishment count reflects the number of places in business at the end of 1948 excluding administrative and executive offices of multiunit organizations, and "chain store" warehouses.

Sales and receipts.—"1948 sales and receipts" represents sales of merchandise and receipts from repairs and other services to customers. The figures reflect deductions for returned goods and allowances, but not for trade-in allowances; they exclude sales and excise taxes collected from customers and paid directly to any taxing agency.

Proprietors.—"Active proprietors..." represents owners and partners of unincorporated businesses who devoted the major portion of their time to the business in November 1948.

Employment.—"Number of paid employees..." represents all employees on the pay roll for the pay period ending nearest November 15, 1948. "Full workweek" employees, whether regular or seasonal, are those who in the November 15 pay period were paid for working at least the number of hours typically worked in a week by employees of the reporting establishment.

1948 CENSUS OF BUSINESS

RETAIL, WHOLESALE, SERVICE TRADES

U. S. DEPARTMENT OF COMMERCE
BUREAU OF THE CENSUS

PRELIMINARY

For Release May 15, 1950

Release Series BC-1P-18-004

FRANKLIN COUNTY, MAINE

Retail and service establishments located in Franklin County, Maine, showed a substantial expansion in dollar volume of trade from 1939 to 1948 according to preliminary figures from the 1948 Census of Business released today by the Bureau of the Census, U. S. Department of Commerce.

Retail sales in the county during 1948 aggregated \$14.9 million, an increase of 176 percent over the \$5.4 million in 1939, when the preceding Census of Business was taken. The service trades included in the Census of Business recorded receipts totaling \$464,000 in 1948 compared with \$192,000 in 1939.

Employment in the county also rose over the 9-year period between 1939 and 1948 for the above trades. Establishments in these trades reported a combined total of 773 paid employees for the workweek ended nearest November 15, 1948. This compared with a total of 417 employees reported for the week of November 15, 1939.

These preliminary figures have been derived from a Census report on Franklin County, Maine. Final figures, superseding the preliminary data for Franklin County, will be included in a Bulletin for the State of Maine to be issued in several months. Similar data will be made available this year in preliminary and final form for each of the counties and States. A single copy of the preliminary release for Franklin County as well as an order blank for other area releases may be obtained by writing to the Bureau of the Census, Washington 25, D. C.

Table 1.—CENSUS OF BUSINESS PRELIMINARY RESULTS FOR 1948, BY TRADE GROUP

FRANKLIN COUNTY, MAINE

Trade group and kind of business	Number of establishments	1948 sales and receipts (Thousand dollars)	Active proprietors of unincorporated businesses Nov. 1948	Paid employees, workweek ended nearest Nov. 15, 1948	
				Total employees ¹	Full workweek employees
RETAIL TRADE, total.....	334	14,914	321	730	556
Food group.....	83	4,646	78	118	81
Eating and drinking places.....	58	890	55	81	51
General merchandise grp, general stores.....	6	395	5	31	22
Apparel group.....	22	727	24	35	27
Furniture-home furnishings-appliance grp.....	12	493	11	31	25
Automotive group.....	28	2,601	31	107	100
Gasoline service stations.....	41	1,146	44	33	27
Lumber-building-hardware group.....	24	1,628	18	193	160
Drug and proprietary stores.....	10	395	7	30	24
All other retail stores.....	50	1,993	48	71	39
SELECTED SERVICE TRADES, ^{2/} total.....	77	464	78	43	35
Personal services.....	49	259	47	32	25
All other service trades.....	28	205	31	11	10
HOTELS.....	14	561	12	22	22
TOURIST COURTS AND CAMPS.....	29	149	28	4	2
AMUSEMENTS.....	16	138	11	25	x

x Not available.

^{1/} Includes employees paid for less than the full workweek.

^{2/} See General Description on this page for changes from the 1939 Census of Business in the coverage of Service Trades.

GENERAL DESCRIPTION OF PRELIMINARY RELEASES FOR THE 1948 CENSUS OF BUSINESS

This series of releases, of which one is planned for each county in the United States, presents preliminary results of the 1948 Census of Business. The information is based on reports submitted by business establishments for that Census. The figures shown are preliminary, and are subject to revision in the final Census publications, but the changes are expected to be relatively minor with respect to coverage. The final Census figures will be issued in a series of Business Census bulletins which will show additional detailed kind-of-business information for all places where there are a sufficient number of establishments.

The 1948 Census of Business was taken under the provision of the Act of June 19, 1948, which provides that the Business Census be taken for 1948 and for each fifth year thereafter. Previous Business Censuses were taken for the years 1929, 1933, 1935, and 1939.

Scope of the Census.—The 1948 Censns of Business covered all establishments in the following trades, as defined by the Standard Industrial Classification Manual, May 1949 issue, of the Executive Office of the President: all retail trades; all wholesale trades; all service trades in the following four groups—personal services, business services, automobile repairs and services, and miscellaneous repair services; hotels; tourist courts and camps; and amusements, including motion picture theaters. Some important services not covered are radio broadcasting and television, medical and health, legal, educational, nonprofit, accounting, and domestic services.

This coverage is similar to that of the 1939 Business Census. However, "custom trades" and "services incidental to transportation," which are no longer included in the standard classification of the service trades, are not covered by the 1948 Census. In a number of localities, these exclusions as well as

other changes in the standard classification may have a considerable effect in comparing 1948 with 1939 data, particularly with respect to establishment count.

Establishment definition.—For Census purposes, a business establishment is defined to include only enterprises conducted from a recognizable place of business, provided that the annual sales were in excess of \$5,000 for a wholesale trade establishment and \$500 for establishments in other trades. A detailed analysis of coverage will be provided in future Census of Business publications.

"Number of establishments" is the number of separate business locations, rather than the number of business companies or organizations, since the Census figures represent information reported separately for each business location or establishment. The establishment count reflects the number of places in business at the end of 1948 excluding administrative and executive offices of multiunit organizations, and "chain store" warehouses.

Sales and receipts.—"1948 sales and receipts" represents sales of merchandise and receipts from repairs and other services to customers. The figures reflect deductions for returned goods and allowances, but not for trade-in allowances; they exclude sales and excise taxes collected from customers and paid directly to any taxing agency.

Proprietors.—"Active proprietors..." represents owners and partners of unincorporated businesses who devoted the major portion of their time to the business in November 1948.

Employment.—"Number of paid employees..." represents all employees on the pay roll for the pay period ending nearest November 15, 1948. "Full workweek" employees, whether regular or seasonal, are those who in the November 15 pay period were paid for working at least the number of hours typically worked in a week by employees of the reporting establishment.

1948 CENSUS OF BUSINESS

RETAIL, WHOLESALE, SERVICE TRADES

U. S. DEPARTMENT OF COMMERCE
BUREAU OF THE CENSUS

PRELIMINARY

For Release April 3, 1950

Release Series BC-1P-18-005

HANCOCK COUNTY, MAINE

Retail, wholesale, and service establishments located in Hancock County, Maine, showed a substantial expansion in dollar volume of trade from 1939 to 1948 according to preliminary figures from the 1948 Census of Business released today by the Bureau of the Census, U. S. Department of Commerce.

Retail sales in the county during 1948 aggregated \$22.7 million, an increase of 120 percent over the \$10.3 million in 1939, when the preceding Census of Business was taken. Wholesale sales in the county reached a total of \$6.2 million in 1948 as compared with \$1.8 million in 1939. The service trades included in the Census of Business recorded receipts totaling \$771,000 in 1948 compared with \$354,000 in 1939.

Employment in the county also rose over the 9-year period between 1939 and 1948 for the above trades. Establishments in these trades reported a combined total of 1,343 paid employees for the workweek ended nearest November 15, 1948. This compared with a total of 1,002 employees reported for the week of November 15, 1939.

These preliminary figures have been derived from a Census report on Hancock County, Maine, which also includes data for the city of Ellsworth. Final figures, superseding the preliminary data for Hancock County, will be included in a Bulletin for the State of Maine to be issued in several months. Similar data will be made available this year in preliminary and final form for each of the counties and States. A single copy of the preliminary release for Hancock County as well as an order blank for other area releases may be obtained by writing to the Bureau of the Census, Washington 25, D. C.

Table 1.—CENSUS OF BUSINESS PRELIMINARY RESULTS FOR 1948, BY TRADE GROUP
HANCOCK COUNTY, MAINE

Trade group and kind of business	Number of establishments	1948 sales and receipts (Thousand dollars)	Active proprietors of unincorporated businesses Nov. 1948	Paid employees, workweek ended nearest Nov. 15, 1948	
				Total employees ¹	Full workweek employees
RETAIL TRADE, total.....	519	22,660	494	1,130	884
Food group.....	187	8,487	182	218	169
Eating and drinking places.....	70	1,145	79	207	151
General merchandise grp, general stores.....	30	1,328	29	111	77
Apparel group.....	33	849	29	43	31
Furniture-home furnishings-appliance grp.....	26	1,126	22	82	64
Automotive group.....	24	3,496	16	148	147
Gasoline service stations.....	55	1,418	58	77	51
Lumber-building-hardware group.....	13	982	8	68	50
Drug and proprietary stores.....	12	452	13	31	21
All other retail stores.....	69	3,377	58	145	123
WHOLESALE TRADE, total.....	23	6,215	23	128	x
Merchant wholesalers.....	14	3,087	16	64	x
Other wholesale.....	9	3,128	7	64	x
SELECTED SERVICE TRADES, ^{2/} total.....	99	771	97	85	67
Personal services.....	63	425	58	58	43
All other service trades.....	36	346	39	27	24
HOTELS.....	25	662	24	44	40
TOURIST COURTS AND CAMPS.....	28	122	29	7	7
AMUSEMENTS.....	12	203	10	36	x

x Not available.

^{1/} Includes employees paid for less than the full workweek.

^{2/} See General Description on last page for changes from the 1939 Census of Business in the coverage of Service Trades.

Table 2.—CENSUS OF BUSINESS PRELIMINARY RESULTS FOR 1948 FOR CITIES OF 2,500 INHABITANTS OR MORE

HANCOCK COUNTY, MAINE

(Data omitted for trade groups where necessary to avoid disclosure)

City and trade group ¹	Number of establishments	1948 sales and receipts (Thousand dollars)	Active proprietors of unincorporated businesses Nov. 1948	Paid employees, workweek ended nearest Nov. 15, 1948	
				Total employees ²	Full workweek employees
Ellsworth:					
Retail trade.....	80	7,297	61	371	305
Selected service trades....	22	209	20	34	31
Remainder of county:					
Retail trade.....	439	15,363	433	759	579
Selected service trades....	77	562	77	51	36

1/ See General Description on this page for changes from the 1939 Census of Business in the coverage of Service Trades.

2/ Includes employees paid for less than the full workweek.

GENERAL DESCRIPTION OF PRELIMINARY RELEASES FOR THE 1948 CENSUS OF BUSINESS

This series of releases, of which one is planned for each county in the United States, presents preliminary results of the 1948 Census of Business. The information is based on reports submitted by business establishments for that Census. The figures shown are preliminary, and are subject to revision in the final Census publications, but the changes are expected to be relatively minor with respect to coverage. The final Census figures will be issued in a series of Business Census bulletins which will show additional detailed kind-of-business information for all places where there are a sufficient number of establishments.

The 1948 Census of Business was taken under the provision of the Act of June 19, 1948, which provides that the Business Census be taken for 1948 and for each fifth year thereafter. Previous Business Censuses were taken for the years 1929, 1933, 1935, and 1939.

Scope of the Census.—The 1948 Census of Business covered all establishments in the following trades, as defined by the Standard Industrial Classification Manual, May 1949 issue, of the Executive Office of the President: all retail trades; all wholesale trades; all service trades in the following four groups—personal services, business services, automobile repairs and services, and miscellaneous repair services; hotels; tourist courts and camps; and amusements, including motion picture theaters. Some important services not covered are radio broadcasting and television, medical and health, legal, educational, nonprofit, accounting, and domestic services.

This coverage is similar to that of the 1939 Business Census. However, "custom trades" and "services incidental to transportation," which are no longer included in the standard classification of the service trades, are not covered by the 1948 Census. In a number of localities, these exclusions as well as

other changes in the standard classification may have a considerable effect in comparing 1948 with 1939 data, particularly with respect to establishment count.

Establishment definition.—For Census purposes, a business establishment is defined to include only enterprises conducted from a recognizable place of business, provided that the annual sales were in excess of \$5,000 for a wholesale trade establishment and \$500 for establishments in other trades. A detailed analysis of coverage will be provided in future Census of Business publications.

"Number of establishments" is the number of separate business locations, rather than the number of business companies or organizations, since the Census figures represent information reported separately for each business location or establishment. The establishment count reflects the number of places in business at the end of 1948 excluding administrative and executive offices of multiunit organizations, and "chain store" warehouses.

Sales and receipts.—"1948 sales and receipts" represents sales of merchandise and receipts from repairs and other services to customers. The figures reflect deductions for returned goods and allowances, but not for trade-in allowances; they exclude sales and excise taxes collected from customers and paid directly to any taxing agency.

Proprietors.—"Active proprietors..." represents owners and partners of unincorporated businesses who devoted the major portion of their time to the business in November 1948.

Employment.—"Number of paid employees..." represents all employees on the pay roll for the pay period ending nearest November 15, 1948. "Full workweek" employees, whether regular or seasonal, are those who in the November 15 pay period were paid for working at least the number of hours typically worked in a week by employees of the reporting establishment.



1948 CENSUS OF BUSINESS

RETAIL, WHOLESALE, SERVICE TRADES

U. S. DEPARTMENT OF COMMERCE
BUREAU OF THE CENSUS

PRELIMINARY

For Release April 5, 1950

Release Series BC-1P-18-006

KENNEBEC COUNTY, MAINE

Retail, wholesale, and service establishments located in Kennebec County, Maine, showed a substantial expansion in dollar volume of trade from 1939 to 1948 according to preliminary figures from the 1948 Census of Business released today by the Bureau of the Census, U. S. Department of Commerce.

Retail sales in the county during 1948 aggregated \$71.5 million, an increase of 165 percent over the \$27.0 million in 1939, when the preceding Census of Business was taken. Wholesale sales in the county reached a total of \$34.9 million in 1948 as compared with \$10.4 million in 1939. The service trades included in the Census of Business recorded receipts totaling \$2.4 million in 1948 compared with \$1.3 million in 1939.

Employment in the county also rose over the 9-year period between 1939 and 1948 for the above trades. Establishments in these trades reported a combined total of 4,832 paid employees for the workweek ended nearest November 15, 1948. This compared with a total of 3,697 employees reported for the week of November 15, 1939.

These preliminary figures have been derived from a Census report on Kennebec County, Maine, which also includes data for the cities of Augusta, Gardiner, Hallowell, and Waterville. Final figures, superseding the preliminary data for Kennebec County, will be included in a Bulletin for the State of Maine to be issued in several months. Similar data will be made available this year in preliminary and final form for each of the counties and States. A single copy of the preliminary release for Kennebec County as well as an order blank for other area releases may be obtained by writing to the Bureau of the Census, Washington 25, D. C.

Table 1.—CENSUS OF BUSINESS PRELIMINARY RESULTS FOR 1948, BY TRADE GROUP
KENNEBEC COUNTY, MAINE

Trade group and kind of business	Number of establishments	1948 sales and receipts (Thousand dollars)	Active proprietors of unincorporated businesses Nov. 1948	Paid employees, workweek ended nearest Nov. 15, 1948	
				Total employees ¹	Full workweek employees
RETAIL TRADE, total.....	1,052	71,459	913	3,791	3,061
Food group.....	334	19,522	333	596	483
Eating and drinking places.....	144	3,243	133	468	396
General merchandise grp, general stores	42	6,826	27	661	423
Apparel group.....	68	4,879	49	277	205
Furniture-home furnishings-appliance grp.	56	3,136	37	199	185
Automotive group.....	76	11,452	58	477	446
Gasoline service stations.....	117	4,084	111	171	136
Lumber-building-hardware group.....	50	6,431	41	357	336
Drug and proprietary stores.....	28	1,920	24	180	109
All other retail stores.....	137	9,966	100	405	342
WHOLESALE TRADE, total.....	85	34,915	48	609	x
Merchant wholesalers.....	59	17,685	35	427	x
Petroleum bulk plants, terminals.....	14	7,303	7	65	x
Other wholesale.....	12	9,927	6	117	x
SELECTED SERVICE TRADES, ^{2/} total.....	289	2,373	296	432	379
Personal services.....	164	1,491	167	343	302
All other service trades.....	125	882	129	89	77
HOTELS.....	23	1,504	19	309	270
TOURIST COURTS AND CAMPS.....	27	143	30	3	2
AMUSEMENTS.....	33	998	24	177	x

x Not available.

^{1/} Includes employees paid for less than the full workweek.

^{2/} See General Description on last page for changes from the 1939 Census of Business in the coverage of Service Trades.

Table 2.—CENSUS OF BUSINESS PRELIMINARY RESULTS FOR 1948 FOR CITIES OF 2,500 INHABITANTS OR MORE

KENNEBEC COUNTY, MAINE

(Data omitted for trade groups where necessary to avoid disclosure)

City and trade group ¹	Number of establishments	1948 sales and receipts (Thousand dollars)	Active proprietors of unincorporated businesses Nov. 1948	Paid employees, workweek ended nearest Nov. 15, 1948	
				Total employees ²	Full workweek employees
Augusta:					
Retail trade.....	263	22,126	214	1,161	948
Wholesale trade.....	26	16,716	13	239	x
Selected service trades....	79	661	80	121	105
Gardiner:					
Retail trade.....	109	7,295	89	399	312
Wholesale trade.....	9	3,486	6	86	x
Selected service trades....	32	304	30	61	59
Tourist courts and camps...		Included with "Remainder of county".			
Hallowell:					
Retail trade.....	58	3,086	59	136	108
Selected service trades....	14	128	14	17	13
Waterville:					
Retail trade.....	249	24,777	193	1,463	1,176
Wholesale trade.....	27	8,253	15	146	x
Selected service trades....	92	940	100	200	177
Hotels.....	9	735	7	157	142
Tourist courts and camps...		Included with "Remainder of county".			
Remainder of county:^{3/}					
Retail trade.....	373	14,175	358	632	517
Wholesale trade.....	23	6,460	14	138	x
Selected service trades....	72	340	72	33	25
Tourist courts and camps...	27	142	30	3	2
Amusements.....	10	151	6	29	x

x Not available.

1/ See General Description on last page for changes from the 1939 Census of Business in the coverage of Service Trades.

2/ Includes employees paid for less than the full workweek.

3/ Except as indicated above, includes figures for establishments, other than wholesale, not located in cities of 2,500 inhabitants or more, and wholesale establishments not located in cities of 5,000 inhabitants or more.

GENERAL DESCRIPTION OF PRELIMINARY RELEASES FOR THE 1948 CENSUS OF BUSINESS

This series of releases, of which one is planned for each county in the United States, presents preliminary results of the 1948 Census of Business. The information is based on reports submitted by business establishments for that Census. The figures shown are preliminary, and are subject to revision in the final Census publications, but the changes are expected to be relatively minor with respect to coverage. The final Census figures will be issued in a series of Business Census bulletins which will show additional detailed kind-of-business information for all places where there are a sufficient number of establishments.

The 1948 Census of Business was taken under the provision of the Act of June 19, 1948, which provides that the Business Census be taken for 1948 and for each fifth year thereafter. Previous Business Censuses were taken for the years 1929, 1933, 1935, and 1939.

Scope of the Census.—The 1948 Census of Business covered all establishments in the following trades, as defined by the Standard Industrial Classification Manual, May 1949 issue, of the Executive Office of the President: all retail trades; all wholesale trades; all service trades in the following four groups—personal services, business services, automobile repairs and services, and miscellaneous repair services; hotels; tourist courts and camps; and amusements, including motion picture theaters. Some important services not covered are radio broadcasting and television, medical and health, legal, educational, nonprofit, accounting, and domestic services.

This coverage is similar to that of the 1939 Business Census. However, "custom trades" and "services incidental to transportation," which are no longer included in the standard classification of the service trades, are not covered by the 1948 Census. In a number of localities, these exclusions as well as other changes in the standard classification may have a considerable effect in comparing

1948 with 1939 data, particularly with respect to establishment count.

Establishment definition.—For Census purposes, a business establishment is defined to include only enterprises conducted from a recognizable place of business, provided that the annual sales were in excess of \$5,000 for a wholesale trade establishment and \$500 for establishments in other trades. A detailed analysis of coverage will be provided in future Census of Business publications.

"Number of establishments" is the number of separate business locations, rather than the number of business companies or organizations, since the Census figures represent information reported separately for each business location or establishment. The establishment count reflects the number of places in business at the end of 1948 excluding administrative and executive offices of multiunit organizations, and "chain store" warehouses.

Sales and receipts.—"1948 sales and receipts" represents sales of merchandise and receipts from repairs and other services to customers. The figures reflect deductions for returned goods and allowances, but not for trade-in allowances; they exclude sales and excise taxes collected from customers and paid directly to any taxing agency.

Proprietors.—"Active proprietors..." represents owners and partners of unincorporated businesses who devoted the major portion of their time to the business in November 1948.

Employment.—"Number of paid employees..." represents all employees on the pay roll for the pay period ending nearest November 15, 1948. "Full workweek" employees, whether regular or seasonal, are those who in the November 15 pay period were paid for working at least the number of hours typically worked in a week by employees of the reporting establishment.

1948 CENSUS OF BUSINESS

U. S. DEPARTMENT OF COMMERCE
BUREAU OF THE CENSUS

RETAIL, WHOLESALE, SERVICE TRADES

PRELIMINARY

For Release May 15, 1950

Release Series BC-1P-18-007

KNOX COUNTY, MAINE

Retail, wholesale, and service establishments located in Knox County, Maine, showed a substantial expansion in dollar volume of trade from 1939 to 1948 according to preliminary figures from the 1948 Census of Business released today by the Bureau of the Census, U. S. Department of Commerce.

Retail sales in the county during 1948 aggregated \$23.9 million, an increase of 154 percent over the \$9.4 million in 1939, when the preceding Census of Business was taken. Wholesale sales in the county reached a total of \$13.1 million in 1948 as compared with \$4.8 million in 1939. The service trades included in the Census of Business recorded receipts totaling \$785,000 in 1948 compared with \$406,000 in 1939.

Employment in the county also rose over the 9-year period between 1939 and 1948 for the above trades. Establishments in these trades reported a combined total of 1,575 paid employees for the workweek ended nearest November 15, 1948. This compared with a total of 1,283 employees reported for the week of November 15, 1939.

These preliminary figures have been derived from a Census report on Knox County, Maine. Final figures, superseding the preliminary data for Knox County, will be included in a Bulletin for the State of Maine to be issued in several months. Similar data will be made available this year in preliminary and final form for each of the counties and States. A single copy of the preliminary release for Knox County as well as an order blank for other area releases may be obtained by writing to the Bureau of the Census, Washington 25, D. C.

Table 1.—CENSUS OF BUSINESS PRELIMINARY RESULTS FOR 1948, BY TRADE GROUP
KNOX COUNTY, MAINE

Trade group and kind of business	Number of establishments	1948 sales and receipts (Thousand dollars)	Active proprietors of unincorporated businesses Nov. 1948	Paid employees, workweek ended nearest Nov. 15, 1948	
				Total employees ¹	Full workweek employees
RETAIL TRADE, total.....	381	23,917	338	1,195	969
Food group.....	109	7,060	102	235	170
Eating and drinking places.....	44	774	40	128	106
General merchandise grp, general stores.....	22	1,706	18	142	112
Apparel group.....	29	1,378	22	75	58
Furniture-home furnishings-appliance grp.....	22	1,006	16	74	70
Automotive group.....	24	3,304	21	135	133
Gasoline service stations.....	46	1,439	48	76	61
Lumber-building-hardware group.....	25	1,790	24	111	76
Drug and proprietary stores.....	12	543	9	50	45
All other retail stores.....	48	4,917	38	169	138
WHOLESALE TRADE, total.....	41	13,069	22	252	x
Merchant wholesalers.....	16	3,510	5	107	x
Other types of wholesale.....	25	9,559	17	145	x
SELECTED SERVICE TRADES, ² /total.....	82	785	79	128	91
Personal services.....	56	551	52	108	72
All other service trades.....	26	254	27	20	19
HOTELS.....	15	463	11	86	78
TOURIST COURTS AND CAMPS.....	7	29	9	-	-

x Not available.

1/ Includes employees paid for less than the full workweek.

2/ See General Description on last page for changes from the 1939 Census of Business in the coverage of Service Trades.

Table 2.—CENSUS OF BUSINESS PRELIMINARY RESULTS FOR 1948 FOR CITIES OF 2,500 INHABITANTS OR MORE

KNOX COUNTY, MAINE

(Data omitted for trade groups where necessary to avoid disclosure)

City and trade group ¹	Number of establishments	1948 sales and receipts (Thousand dollars)	Active proprietors of unincorporated businesses Nov. 1948	Paid employees, workweek ended nearest Nov. 15, 1948	
				Total employees ²	Full workweek employees
Rockland:					
Retail trade.....	153	12,333	130	670	556
Wholesale trade.....	24	9,121	12	169	x
Selected service trades.....	42	413	37	87	51
Hotels.....	Included with "Remainder of county"				
Remainder of county:					
Retail trade.....	228	11,584	208	525	413
Wholesale trade.....	17	3,948	10	83	x
Selected service trades.....	40	372	42	41	40
Hotels.....	15	463	11	86	78
Tourist courts and camps....	7	29	9	-	-

1/ See General Description on this page for changes from the 1939 Census of Business in the coverage of Service Trades.

2/ Includes employees paid for less than the full workweek.

x Not available.

GENERAL DESCRIPTION OF PRELIMINARY RELEASES FOR THE 1948 CENSUS OF BUSINESS

This series of releases, of which one is planned for each county in the United States, presents preliminary results of the 1948 Census of Business. The information is based on reports submitted by business establishments for that Census. The figures shown are preliminary, and are subject to revision in the final Census publications, but the changes are expected to be relatively minor with respect to coverage. The final Census figures will be issued in a series of Business Census bulletins which will show additional detailed kind-of-business information for all places where there are a sufficient number of establishments.

The 1948 Census of Business was taken under the provision of the Act of June 19, 1948, which provides that the Business Census be taken for 1948 and for each fifth year thereafter. Previous Business Censuses were taken for the years 1929, 1933, 1935, and 1939.

Scope of the Census.—The 1948 Census of Business covered all establishments in the following trades, as defined by the Standard Industrial Classification Manual, May 1949 issue, of the Executive Office of the President: all retail trades; all wholesale trades; all service trades in the following four groups—personal services, business services, automobile repairs and services, and miscellaneous repair services; hotels; tourist courts and camps; and amusements, including motion picture theaters. Some important services not covered are radio broadcasting and television, medical and health, legal, educational, nonprofit, accounting, and domestic services.

This coverage is similar to that of the 1939 Business Census. However, "custom trade" and "aerVICES incidental to transportation," which are no longer included in the standard classification of the service trades, are not covered by the 1948 Census. In a number of localities, these exclusions as well as other changes in the standard classification may have

a considerable effect in comparing 1948 with 1939 data, particularly with respect to establishment count.

Establishment definition.—For Census purposes, a business establishment is defined to include only enterprises conducted from a recognizable place of business, provided that the annual sales were in excess of \$5,000 for a wholesale trade establishment and \$500 for establishments in other trades. A detailed analysis of coverage will be provided in future Census of Business publications.

"Number of establishments" is the number of separate business locations, rather than the number of business companies or organizations, since the Census figures represent information reported separately for each business location or establishment. The establishment count reflects the number of places in business at the end of 1948 excluding administrative and executive offices of multiunit organizations, and "chain store" warehouses.

Sales and receipts.—"1948 sales and receipts" represents sales of merchandise and receipts from repairs and other services to customers. The figures reflect deductions for returned goods and allowances, but not for trade-in allowances; they exclude sales and excise taxes collected from customers and paid directly to any taxing agency.

Proprietors.—"Active proprietors..." represents owners and partners of unincorporated businesses who devoted the major portion of their time to the business in November 1948.

Employment.—"Number of paid employees..." represents all employees on the pay roll for the pay period ending nearest November 15, 1948. "Full workweek" employees, whether regular or seasonal, are those who in the November 15 pay period were paid for working at least the number of hours typically worked in a week by employees of the reporting establishment.

1948 CENSUS OF BUSINESS

RETAIL, WHOLESALE, SERVICE TRADES

U. S. DEPARTMENT OF COMMERCE
BUREAU OF THE CENSUS

PRELIMINARY

For Release March 29, 1950

Release Series BC-1P-18-008

LINCOLN COUNTY, MAINE

Retail, wholesale, and service establishments located in Lincoln County, Maine, showed a substantial expansion in dollar volume of trade from 1939 to 1948 according to preliminary figures from the 1948 Census of Business released today by the Bureau of the Census, U. S. Department of Commerce.

Retail sales in the county during 1948 aggregated \$16.0 million, an increase of 196 percent over the \$5.4 million in 1939, when the preceding Census of Business was taken. Wholesale sales in the county reached a total of \$3.7 million in 1948 as compared with \$1.1 million in 1939. The service trades included in the Census of Business recorded receipts totaling \$403,000 in 1948 compared with \$136,000 in 1939.

Employment in the county also rose over the 9-year period between 1939 and 1948 for the above trades. Establishments in these trades reported a combined total of 777 paid employees for the workweek ended nearest November 15, 1948. This compared with a total of 495 employees reported for the week of November 15, 1939.

These preliminary figures have been derived from a Census report on Lincoln County, Maine. Final figures, superseding the preliminary data for Lincoln County, will be included in a Bulletin for the State of Maine to be issued in several months. Similar data will be made available this year in preliminary and final form for each of the counties and States. A single copy of the preliminary release for Lincoln County as well as an order blank for other area releases may be obtained by writing to the Bureau of the Census, Washington 25, D. C.

Table 1.—CENSUS OF BUSINESS PRELIMINARY RESULTS FOR 1948, BY TRADE GROUP
LINCOLN COUNTY, MAINE

Trade group and kind of business	Number of establishments	1948 sales and receipts (Thousand dollars)	Active proprietors of unincorporated businesses Nov. 1948	Paid employees, workweek ended nearest Nov. 15, 1948	
				Total employees ¹	Full workweek employees
RETAIL TRADE, total.....	342	16,006	321	661	565
Food group.....	94	4,784	89	125	89
Eating and drinking places.....	46	607	48	121	102
General merchandise grp, general stores.	21	602	18	19	17
Apparel group.....	22	592	21	36	33
Furniture-home furnishgs-appliance grp.	22	266	20	16	16
Automotive group.....	16	2,646	13	89	82
Gasoline service stations.....	46	938	46	37	29
Lumber-building-hardware group.....	21	2,198	20	104	95
Drug and proprietary stores.....	7	247	7	13	11
All other retail stores.....	47	3,126	39	101	91
WHOLESALE TRADE.....	19	3,685	11	88	x
SELECTED SERVICE TRADES, ² /total.....	67	403	70	28	24
Personal services.....	38	192	41	12	10
All other service trades.....	29	211	29	16	14
HOTELS.....	23	447	25	47	43
TOURIST COURTS AND CAMPS.....	10	40	10	7	7
AMUSEMENTS.....	11	135	8	41	x

x Not available.

¹/ Includes employees paid for less than the full workweek.

²/ See General Description on this page for changes from the 1939 Census of Business in the coverage of Service Trades.

GENERAL DESCRIPTION OF PRELIMINARY RELEASES FOR THE 1948 CENSUS OF BUSINESS

This series of releases, of which one is planned for each county in the United States, presents preliminary results of the 1948 Census of Business. The information is based on reports submitted by business establishments for that Census. The figures shown are preliminary, and are subject to revision in the final Census publications, but the changes are expected to be relatively minor with respect to coverage. The final Census figures will be issued in a series of Business Census bulletins which will show additional detailed kind-of-business information for all places where there are a sufficient number of establishments.

The 1948 Census of Business was taken under the provision of the Act of June 19, 1948, which provides that the Business Census be taken for 1948 and for each fifth year thereafter. Previous Business Censuses were taken for the years 1929, 1933, 1935, and 1939.

Scope of the Census.—The 1948 Census of Business covered all establishments in the following trades, as defined by the Standard Industrial Classification Manual, May 1949 issue, of the Executive Office of the President: all retail trades; all wholesale trades; all service trades in the following four groups—personal services, business services, automobile repairs and services, and miscellaneous repair services; hotels; tourist courts and camps; and amusements, including motion picture theaters. Some important services not covered are radio broadcasting and television, medical and health, legal, educational, nonprofit, accounting, and domestic services.

This coverage is similar to that of the 1939 Business Census. However, "custom trades" and "services incidental to transportation," which are no longer included in the standard classification of the service trades, are not covered by the 1948 Census. In a number of localities, these exclusions as well as

other changes in the standard classification may have a considerable effect in comparing 1948 with 1939 data, particularly with respect to establishment count.

Establishment definition.—For Census purposes, a business establishment is defined to include only enterprises conducted from a recognizable place of business, provided that the annual sales were in excess of \$5,000 for a wholesale trade establishment and \$500 for establishments in other trades. A detailed analysis of coverage will be provided in future Census of Business publications.

"Number of establishments" is the number of separate business locations, rather than the number of business companies or organizations, since the Census figures represent information reported separately for each business location or establishment. The establishment count reflects the number of places in business at the end of 1948 excluding administrative and executive offices of multiunit organizations, and "chain store" warehouses.

Sales and receipts.—"1948 sales and receipts" represents sales of merchandise and receipts from repairs and other services to customers. The figures reflect deductions for returned goods and allowances, but not for trade-in allowances; they exclude sales and excise taxes collected from customers and paid directly to any taxing agency.

Proprietors.—"Active proprietors..." represents owners and partners of unincorporated businesses who devoted the major portion of their time to the business in November 1948.

Employment.—"Number of paid employees..." represents all employees on the pay roll for the pay period ending nearest November 15, 1948. "Full workweek" employees, whether regular or seasonal, are those who in the November 15 pay period were paid for working at least the number of hours typically worked in a week by employees of the reporting establishment.

1948 CENSUS OF BUSINESS

U. S. DEPARTMENT OF COMMERCE
BUREAU OF THE CENSUS

RETAIL, WHOLESALE, SERVICE TRADES

PRELIMINARY

For Release April 3, 1950

Release Series BC-1P-18-009

OXFORD COUNTY, MAINE

Retail, wholesale, and service establishments located in Oxford County, Maine, showed a substantial expansion in dollar volume of trade from 1939 to 1948 according to preliminary figures from the 1948 Census of Business released today by the Bureau of the Census, U. S. Department of Commerce.

Retail sales in the county during 1948 aggregated \$29.8 million, an increase of 159 percent over the \$11.5 million in 1939, when the preceding Census of Business was taken. Wholesale sales in the county reached a total of \$5.8 million in 1948 as compared with \$2.2 million in 1939. The service trades included in the Census of Business recorded receipts totaling \$952,000 in 1948 compared with \$407,000 in 1939.

Employment in the county also rose over the 9-year period between 1939 and 1948 for the above trades. Establishments in these trades reported a combined total of 1,563 paid employees for the workweek ended nearest November 15, 1948. This compared with a total of 1,146 employees reported for the week of November 15, 1939.

These preliminary figures have been derived from a Census report on Oxford County, Maine, which also includes data for Rumford Falls village. Final figures, superseding the preliminary data for Oxford County, will be included in a Bulletin for the State of Maine to be issued in several months. Similar data will be made available this year in preliminary and final form for each of the counties and States. A single copy of the preliminary release for Oxford County as well as an order blank for other area releases may be obtained by writing to the Bureau of the Census, Washington 25, D. C.

Table 1.—CENSUS OF BUSINESS PRELIMINARY RESULTS FOR 1948, BY TRADE GROUP

OXFORD COUNTY, MAINE

Trade group and kind of business	Number of establishments	1948 sales and receipts (Thousand dollars)	Active proprietors of unincorporated businesses Nov. 1948	Paid employees, workweek ended nearest Nov. 15, 1948	
				Total employees ¹	Full workweek employees
RETAIL TRADE, total.....	534	29,837	481	1,331	1,019
Food group.....	163	10,339	136	292	234
Eating and drinking places.....	59	1,224	59	187	138
General merchandise grp, general stores..	55	2,998	53	194	101
Apparel group.....	32	1,286	27	51	43
Furniture-home furnishings-appliance grp..	29	879	27	51	39
Automotive group.....	24	4,206	18	142	139
Gasoline service stations.....	69	1,851	74	71	58
Lumber-building-hardware group.....	34	2,427	25	133	115
Drug and proprietary stores.....	17	876	14	75	49
All other retail stores.....	52	3,751	48	135	103
WHOLESALE TRADE, total.....	29	5,752	14	117	x
Merchant wholesalers.....	17	2,154	6	63	x
Other wholesale.....	12	3,598	8	54	x
SELECTED SERVICE TRADES, ² /total.....	136	952	127	115	96
Personal services.....	98	568	90	86	70
All other service trades.....	38	384	37	29	26
HOTELS.....	15	422	14	55	53
TOURIST COURTS AND CAMPS.....	12	118	15	1	1
AMUSEMENTS.....	14	310	9	67	x

x Not available.

¹/ Includes employees paid for less than the full workweek.²/ See General Description on last page for changes from the 1939 Census of Business in the coverage of Service Trades.

Table 2.—CENSUS OF BUSINESS PRELIMINARY RESULTS FOR 1948 FOR CITIES OF 2,500 INHABITANTS OR MORE

OXFORD COUNTY, MAINE

(Data omitted for trade groups where necessary to avoid disclosure)

City and trade group ¹	Number of establishments	1948 sales and receipts (Thousand dollars)	Active proprietors of unincorporated businesses Nov. 1948	Paid employees, workweek ended nearest Nov. 15, 1948	
				Total employees ²	Full workweek employees
Rumford Falls village:					
Retail trade.....	141	9,567	120	498	380
Wholesale trade.....	18	3,806	7	76	x
Selected service trades....	42	308	37	46	41
Remainder of county:					
Retail trade.....	393	20,270	361	833	639
Wholesale trade.....	11	1,946	7	41	x
Selected service trades....	94	644	90	69	55

- 1/ See General Description on this page for changes from the 1939 Census of Business in the coverage of Service Trades.
- 2/ Includes employees paid for less than the full workweek.
- x Not available.

GENERAL DESCRIPTION OF PRELIMINARY RELEASES FOR THE 1948 CENSUS OF BUSINESS

This series of releases, of which one is planned for each county in the United States, presents preliminary results of the 1948 Census of Business. The information is based on reports submitted by business establishments for that Census. The figures shown are preliminary, and are subject to revision in the final Census publications, but the changes are expected to be relatively minor with respect to coverage. The final Census figures will be issued in a series of Business Census bulletins which will show additional detailed kind-of-business information for all places where there are a sufficient number of establishments.

The 1948 Census of Business was taken under the provision of the Act of June 19, 1948, which provides that the Business Census be taken for 1948 and for each fifth year thereafter. Previous Business Censuses were taken for the years 1929, 1933, 1936, and 1939.

Scope of the Census.—The 1948 Census of Business covered all establishments in the following trades, as defined by the Standard Industrial Classification Manual, May 1949 issue, of the Executive Office of the President: all retail trades; all wholesale trades; all service trades in the following four groups—personal services, business services, automobile repairs and services, and miscellaneous repair services; hotels; tourist courts and camps; and amusements, including motion picture theaters. Some important services not covered are radio broadcasting and television, medical and health, legal, educational, nonprofit, accounting, and domestic services.

This coverage is similar to that of the 1939 Business Census. However, "custom trades" and "services incidental to transportation," which are no longer included in the standard classification of the service trades, are not covered by the 1948 Census. In a number of localities, these exclusions as well as

other changes in the standard classification may have a considerable effect in comparing 1948 with 1939 data, particularly with respect to establishment count.

Establishment definition.—For Census purposes, a business establishment is defined to include only enterprises conducted from a recognizable place of business, provided that the annual sales were in excess of \$5,000 for a wholesale trade establishment and \$500 for establishments in other trades. A detailed analysis of coverage will be provided in future Census of Business publications.

"Number of establishments" is the number of separate business locations, rather than the number of business companies or organizations, since the Census figures represent information reported separately for each business location or establishment. The establishment count reflects the number of places in business at the end of 1948 excluding administrative and executive offices of multiunit organizations, and "chain store" warehouses.

Sales and receipts.—"1948 sales and receipts" represents sales of merchandise and receipts from repairs and other services to customers. The figures reflect deductions for returned goods and allowances, but not for trade-in allowances; they exclude sales and excise taxes collected from customers and paid directly to any taxing agency.

Proprietors.—"Active proprietors..." represents owners and partners of unincorporated businesses who devoted the major portion of their time to the business in November 1948.

Employment.—"Number of paid employees..." represents all employees on the pay roll for the pay period ending nearest November 15, 1948. "Full workweek" employees, whether regular or seasonal, are those who in the November 15 pay period were paid for working at least the number of hours typically worked in a week by employees of the reporting establishment.

1948 CENSUS OF BUSINESS

RETAIL, WHOLESALE, SERVICE TRADES

U. S. DEPARTMENT OF COMMERCE
BUREAU OF THE CENSUS

PRELIMINARY

For Release April 3, 1950

Release Series BC-1P-18-010

PENOBSCOT COUNTY, MAINE

Retail, wholesale, and service establishments located in Penobscot County, Maine, showed a substantial expansion in dollar volume of trade from 1939 to 1948 according to preliminary figures from the 1948 Census of Business released today by the Bureau of the Census, U. S. Department of Commerce.

Retail sales in the county during 1948 aggregated \$97.2 million, an increase of 182 percent over the \$34.5 million in 1939, when the preceding Census of Business was taken. Wholesale sales in the county reached a total of \$77.2 million in 1948 as compared with \$23.5 million in 1939. The service trades included in the Census of Business recorded receipts totaling \$3.5 million in 1948 compared with \$1.5 million in 1939.

Employment in the county also rose over the 9-year period between 1939 and 1948 for the above trades. Establishments in these trades reported a combined total of 7,089 paid employees for the workweek ended nearest November 15, 1948. This compared with a total of 5,170 employees reported for the week of November 15, 1939.

These preliminary figures have been derived from a Census report on Penobscot County, Maine, which also includes data for the cities of Bangor, Brewer, and Old Town. Final figures, superseding the preliminary data for Penobscot County, will be included in a Bulletin for the State of Maine to be issued in several months. Similar data will be made available this year in preliminary and final form for each of the counties and States. A single copy of the preliminary release for Penobscot County as well as an order blank for other area releases may be obtained by writing to the Bureau of the Census, Washington 25, D. C.

Table 1.—CENSUS OF BUSINESS PRELIMINARY RESULTS FOR 1948, BY TRADE GROUP
PENOBSCOT COUNTY, MAINE

Trade group and kind of business	Number of establishments	1948 sales and receipts (Thousand dollars)	Active proprietors of unincorporated businesses Nov. 1948	Paid employees, workweek ended nearest Nov. 15, 1948	
				Total employees ¹	Full workweek employees
RETAIL TRADE, total.....	1,242	97,183	1,112	4,917	4,070
Food group.....	394	24,759	380	730	564
Eating and drinking places.....	165	4,735	168	649	525
General merchandise grp, general stores.	52	11,808	37	1,125	856
Apparel group.....	94	6,814	76	385	344
Furniture-home furnishgs-appliance grp.	59	4,786	42	326	278
Automotive group.....	62	17,514	41	599	519
Gasoline service stations.....	169	5,438	177	184	147
Lumber-building-hardware group.....	44	4,432	35	234	218
Drug and proprietary stores.....	46	2,285	35	166	128
All other retail stores.....	157	14,612	121	519	491
WHOLESALE TRADE, total.....	122	77,219	31	1,616	x
Merchant wholesalers.....	86	47,566	21	1,252	x
Groceries, foods.....	20	18,266	9	334	x
Hardware, elec'l, plum'g & heat'g.....	14	11,187	4	301	x
Mach'y, equip't, industrial supplies..	7	2,138	1	87	x
Automotive parts, accessories.....	8	3,249	5	160	x
All other merchant wholesalers.....	37	12,726	2	370	x
Petroleum bulk plants, terminals.....	17	12,938	7	141	x
Other wholesale.....	19	16,715	3	223	x
SELECTED SERVICE TRADES, ^{2/} total.....	312	3,471	293	556	490
Personal services.....	187	1,791	182	350	304
Business services.....	14	220	10	38	34
Automotive repairs and services.....	61	1,018	55	123	109
Other repair services.....	50	442	46	45	43
HOTELS.....	28	1,528	21	311	280
TOURIST COURTS AND CAMPS.....	22	77	21	5	2
AMUSEMENTS.....	33	1,102	19	190	x

x Not available.

^{1/} Includes employees paid for less than the full workweek.

^{2/} See General Description on last page for changes from the 1939 Census of Business in the coverage of Service Trades.

Table 2.—CENSUS OF BUSINESS PRELIMINARY RESULTS FOR 1948 FOR CITIES OF 2,500 INHABITANTS OR MORE

PENOBSCOT COUNTY, MAINE

(Data omitted for trade groups where necessary to avoid disclosure)

City and trade group ¹	Number of establishments	1948 sales and receipts (Thousand dollars)	Active proprietors of unincorporated businesses Nov. 1948	Paid employees, workweek ended nearest Nov. 15, 1948	
				Total employees ²	Full workweek employees
Bangor:					
Retail trade.....	442	53,381	357	3,080	2,586
Wholesale trade.....	88	66,939	19	1,349	x
Selected service trades.....	139	2,052	122	383	333
Hotels.....	16	1,287	10	271	245
Brewer:					
Retail trade.....	76	6,122	74	237	200
Wholesale trade.....	16	5,252	4	192	x
Selected service trades.....	30	440	28	60	60
Old Town:					
Retail trade.....	116	7,033	113	369	264
Wholesale trade.....	Included with "Remainder of county"				
Selected service trades.....	30	185	31	23	23
Remainder of county:^{3/}					
Retail trade.....	608	30,647	568	1,231	1,020
Wholesale trade.....	18	5,028	8	75	x
Selected service trades.....	113	794	112	90	74
Hotels.....	12	241	11	40	35
Amusements.....	20	429	13	83	x

- x Not available.
- 1/ See General Description on this page for changes from the 1939 Census of Business in the coverage of Service Trades.
- 2/ Includes employees paid for less than the full workweek.
- 3/ Except as indicated above, includes figures for establishments, other than wholesale, not located in cities of 2,500 inhabitants or more, and wholesale establishments not located in cities of 5,000 inhabitants or more.

GENERAL DESCRIPTION OF PRELIMINARY RELEASES FOR THE 1948 CENSUS OF BUSINESS

This series of releases, of which one is planned for each county in the United States, presents preliminary results of the 1948 Census of Business. The information is based on reports submitted by business establishments for that Census. The figures shown are preliminary, and are subject to revision in the final Census publications, but the changes are expected to be relatively minor with respect to coverage. The final Census figures will be issued in a series of Business Census bulletins which will show additional detailed kind-of-business information for all places where there are a sufficient number of establishments.

The 1948 Census of Business was taken under the provision of the Act of June 19, 1948, which provides that the Business Census be taken for 1948 and for each fifth year thereafter. Previous Business Censuses were taken for the years 1929, 1933, 1936, and 1939.

Scope of the Census.—The 1948 Census of Business covered all establishments in the following trades, as defined by the Standard Industrial Classification Manual, May 1949 issue, of the Executive Office of the President: all retail trades; all wholesale trades; all service trades in the following four groups—personal services, business services, automobile repairs and services, and miscellaneous repair services; hotels; tourist courts and camps; and amusements, including motion picture theaters. Some important services not covered are radio broadcasting and television, medical and health, legal, educational, nonprofit, accounting, and domestic services.

This coverage is similar to that of the 1939 Business Census. However, "custom trades" and "services incidental to transportation," which are no longer included in the standard classification of the service trades, are not covered by the 1948 Census. In a number of localities, these exclusions as well as

other changes in the standard classification may have a considerable effect in comparing 1948 with 1939 data, particularly with respect to establishment count.


Establishment definition.—For Census purposes, a business establishment is defined to include only enterprises conducted from a recognizable place of business, provided that the annual sales were in excess of \$5,000 for a wholesale trade establishment and \$500 for establishments in other trades. A detailed analysis of coverage will be provided in future Census of Business publications.

"Number of establishments" is the number of separate business locations, rather than the number of business companies or organizations, since the Census figures represent information reported separately for each business location or establishment. The establishment count reflects the number of places in business at the end of 1948 excluding administrative and executive offices of multiunit organizations, and "chain store" warehouses.

Sales and receipts.—"1948 sales and receipts" represents sales of merchandise and receipts from repairs and other services to customers. The figures reflect deductions for returned goods and allowances, but not for trade-in allowances; they exclude sales and excise taxes collected from customers and paid directly to any taxing agency.

Proprietors.—"Active proprietors..." represents owners and partners of unincorporated businesses who devoted the major portion of their time to the business in November 1948.

Employment.—"Number of paid employees..." represents all employees on the pay roll for the pay period ending nearest November 15, 1948. "Full workweek" employees, whether regular or seasonal, are those who in the November 15 pay period were paid for working at least the number of hours typically worked in a week by employees of the reporting establishment.



1948 CENSUS OF BUSINESS

U. S. DEPARTMENT OF COMMERCE
BUREAU OF THE CENSUS

RETAIL, WHOLESALE, SERVICE TRADES

PRELIMINARY

For Release May 15, 1950

Release Series BC-1P-18-011

PISCATAQUIS COUNTY, MAINE

Retail, wholesale, and service establishments located in Piscataquis County, Maine, showed a substantial expansion in dollar volume of trade from 1939 to 1948 according to preliminary figures from the 1948 Census of Business released today by the Bureau of the Census, U. S. Department of Commerce.

Retail sales in the county during 1948 aggregated \$12.5 million, an increase of 191 percent over the \$4.3 million in 1939, when the preceding Census of Business was taken. Wholesale sales in the county reached a total of \$1.8 million in 1948 as compared with \$1.2 million in 1939. The service trades included in the Census of Business recorded receipts totaling \$442,000 in 1948 compared with \$172,000 in 1939.

Employment in the county also rose over the 9-year period between 1939 and 1948 for the above trades. Establishments in these trades reported a combined total of 688 paid employees for the workweek ended nearest November 15, 1948. This compared with a total of 415 employees reported for the week of November 15, 1939.

These preliminary figures have been derived from a Census report on Piscataquis County, Maine. Final figures, superseding the preliminary data for Piscataquis County, will be included in a Bulletin for the State of Maine to be issued in several months. Similar data will be made available this year in preliminary and final form for each of the counties and States. A single copy of the preliminary release for Piscataquis County as well as an order blank for other area releases may be obtained by writing to the Bureau of the Census, Washington 25, D. C.

Table 1.—CENSUS OF BUSINESS PRELIMINARY RESULTS FOR 1948, BY TRADE GROUP
PISCATAQUIS COUNTY, MAINE

Trade group and kind of business	Number of establishments	1948 sales and receipts (Thousand dollars)	Active proprietors of unincorporated businesses Nov. 1948	Paid employees, workweek ended nearest Nov. 15, 1948	
				Total employees ¹	Full workweek employees
RETAIL TRADE, total	239	12,497	201	571	474
Food group.....	63	3,889	47	106	91
Eating and drinking places.....	26	474	25	80	62
General merchandise grp, general stores	17	888	16	41	38
Apparel group.....	9	581	8	33	24
Furniture-home furnishgs-appliance grp.	15	902	12	58	46
Automotive group.....	17	1,624	13	64	60
Gasoline service stations.....	35	957	30	34	23
Lumber-building-hardware group.....	14	1,113	13	62	59
Drug and proprietary stores.....	12	516	13	42	26
All other retail stores.....	31	1,553	24	51	45
WHOLESALE TRADE	13	1,812	9	64	x
SELECTED SERVICE TRADES,^{2/} total	58	442	62	53	47
Personal services.....	39	267	41	41	39
All other service trades.....	19	175	21	12	8
HOTELS	10	247	9	38	38
TOURIST COURTS AND CAMPS	6	12	7	-	-
AMUSEMENTS	10	128	7	22	x

x Not available.

^{1/} Includes employees paid for less than the full workweek.

^{2/} See General Description on this page for changes from the 1939 Census of Business in the coverage of Service Trades.

GENERAL DESCRIPTION OF PRELIMINARY RELEASES FOR THE 1948 CENSUS OF BUSINESS

This series of releases, of which one is planned for each county in the United States, presents preliminary results of the 1948 Census of Business. The information is based on reports submitted by business establishments for that Census. The figures shown are preliminary, and are subject to revision in the final Census publications, but the changes are expected to be relatively minor with respect to coverage. The final Census figures will be issued in a series of Business Census bulletins which will show additional detailed kind-of-business information for all places where there are a sufficient number of establishments.

The 1948 Census of Business was taken under the provision of the Act of June 19, 1948, which provides that the Business Census be taken for 1948 and for each fifth year thereafter. Previous Business Censuses were taken for the years 1929, 1933, 1935, and 1939.

Scope of the Census.—The 1948 Census of Business covered all establishments in the following trades, as defined by the Standard Industrial Classification Manual, May 1949 issue, of the Executive Office of the President: all retail trades; all wholesale trades; all service trades in the following four groups—personal services, business services, automobile repairs and services, and miscellaneous repair services; hotels; tourist courts and camps; and amusements, including motion picture theaters. Some important services not covered are radio broadcasting and television, medical and health, legal, educational, nonprofit, accounting, and domestic services.

This coverage is similar to that of the 1939 Business Census. However, "custom trades" and "services incidental to transportation," which are no longer included in the standard classification of the service trades, are not covered by the 1948 Census. In a number of localities, these exclusions as well as

other changes in the standard classification may have a considerable effect in comparing 1948 with 1939 data, particularly with respect to establishment count.

Establishment definition.—For Census purposes, a business establishment is defined to include only enterprises conducted from a recognizable place of business, provided that the annual sales were in excess of \$5,000 for a wholesale trade establishment and \$500 for establishments in other trades. A detailed analysis of coverage will be provided in future Census of Business publications.

"Number of establishments" is the number of separate business locations, rather than the number of business companies or organizations, since the Census figures represent information reported separately for each business location or establishment. The establishment count reflects the number of places in business at the end of 1948 excluding administrative and executive offices of multiunit organizations, and "chain store" warehouses.

Sales and receipts.—"1948 sales and receipts" represents sales of merchandise and receipts from repairs and other services to customers. The figures reflect deductions for returned goods and allowances, but not for trade-in allowances; they exclude sales and excise taxes collected from customers and paid directly to any taxing agency.

Proprietors.—"Active proprietors..." represents owners and partners of unincorporated businesses who devoted the major portion of their time to the business in November 1948.

Employment.—"Number of paid employees..." represents all employees on the pay roll for the pay period ending nearest November 15, 1948. "Full workweek" employees, whether regular or seasonal, are those who in the November 15 pay period were paid for working at least the number of hours typically worked in a week by employees of the reporting establishment.

1948 CENSUS OF BUSINESS

RETAIL, WHOLESALE, SERVICE TRADES

U. S. DEPARTMENT OF COMMERCE
BUREAU OF THE CENSUS

PRELIMINARY

For Release May 15, 1950

Release Series BC-1P-18-012

SAGADAHOC COUNTY, MAINE

Retail, wholesale and service establishments located in Sagadahoc County, Maine, showed a substantial expansion in dollar volume of trade from 1939 to 1948 according to preliminary figures from the 1948 Census of Business released today by the Bureau of the Census, U. S. Department of Commerce.

Retail sales in the county during 1948 aggregated \$14.2 million, an increase of 137 percent over the \$6.0 million in 1939, when the preceding Census of Business was taken. Wholesale sales in the county reached a total of \$4.4 million in 1948 as compared with \$2.2 million in 1939. The service trades included in the Census of Business recorded receipts totaling \$434,000 in 1948 compared with \$236,000 in 1939.

Employment in the county also rose over the 9-year period between 1939 and 1948 for the above trades. Establishments in these trades reported a combined total of 823 paid employees for the workweek ended nearest November 15, 1948. This compared with a total of 703 employees reported for the week of November 15, 1939.

These preliminary figures have been derived from a Census report on Sagadahoc County, Maine, which also includes data for the city of Bath. Final figures, superseding the preliminary data for Sagadahoc County, will be included in a Bulletin for the State of Maine to be issued in several months. Similar data will be made available this year in preliminary and final form for each of the counties and States. A single copy of the preliminary release for Sagadahoc County as well as an order blank for other area releases may be obtained by writing to the Bureau of the Census, Washington 25, D. C.

Table 1.—CENSUS OF BUSINESS PRELIMINARY RESULTS FOR 1948, BY TRADE GROUP

SAGADAHOC COUNTY, MAINE

Trade group and kind of business	Number of establishments	1948 sales and receipts (Thousand dollars)	Active proprietors of unincorporated businesses Nov. 1948	Paid employees, workweek ended nearest Nov. 15, 1948	
				Total employees ¹	Full workweek employees
RETAIL TRADE, total.....	278	14,172	240	676	565
Food group.....	105	5,381	106	163	119
Eating and drinking places.....	28	440	20	45	40
General merchandise grp, general stores	10	887	7	91	73
Apparel group.....	16	621	16	35	23
Furniture-home furnishgs-appliance grp	11	348	6	17	16
Automotive group.....	13	2,138	7	79	79
Gasoline service stations.....	34	1,151	31	50	42
Lumber-building-hardware group.....	12	840	8	72	65
Drug and proprietary stores.....	7	309	7	21	17
All other retail stores.....	42	2,057	32	103	91
WHOLESALE TRADE.....	15	4,361	9	91	x
SELECTED SERVICE TRADES, ^{2/} total.....	62	434	62	56	50
Personal services.....	38	310	37	48	44
All other service trades.....	24	124	25	8	6
TOURIST COURTS AND CAMPS.....	5	15	7	-	-

x Not available.

^{1/} Includes employees paid for less than the full workweek.

^{2/} See General Description on last page for changes from the 1939 Census of Business in the coverage of Service Trades.

Table 2.—CENSUS OF BUSINESS PRELIMINARY RESULTS FOR 1948 FOR CITIES OF 2,500 INHABITANTS OR MORE

SAGADAHOC COUNTY, MAINE

(Data omitted for trade groups where necessary to avoid disclosure)

City and trade group ¹	Number of establishments	1948 sales and receipts (Thousand dollars)	Active proprietors of unincorporated businesses Nov. 1948	Paid employees, workweek ended nearest Nov. 15, 1948	
				Total employees ²	Full workweek employees
Bath:					
Retail trade.....	165	11,285	139	575	489
Wholesale trade.....	10	3,530	7	65	x
Selected service trades...	46	369	46	55	49
Remainder of county:					
Retail trade.....	113	2,887	101	101	76
Wholesale trade.....	5	831	2	26	x
Selected service trades...	16	65	16	1	1
Tourist courts and camps..	5	15	7	-	-

x Not available.

1/ See General Description on this page for changes from 1939 Census of Business in the coverage of Service Trades.

2/ Includes employees paid for less than the full workweek.

GENERAL DESCRIPTION OF PRELIMINARY RELEASES FOR THE 1948 CENSUS OF BUSINESS

This series of releases, of which one is planned for each county in the United States, presents preliminary results of the 1948 Census of Business. The information is based on reports submitted by business establishments for that Census. The figures shown are preliminary, and are subject to revision in the final Census publications, but the changes are expected to be relatively minor with respect to coverage. The final Census figures will be issued in a series of Business Census bulletins which will show additional detailed kind-of-business information for all places where there are a sufficient number of establishments.

The 1948 Census of Business was taken under the provision of the Act of June 19, 1948, which provides that the Business Census be taken for 1948 and for each fifth year thereafter. Previous Business Censuses were taken for the years 1929, 1933, 1935, and 1939.

Scope of the Census.—The 1948 Census of Business covered all establishments in the following trades, as defined by the Standard Industrial Classification Manual, May 1949 issue, of the Executive Office of the President: all retail trades; all wholesale trades; all service trades in the following four groups—personal services, business services, automobile repairs and services, and miscellaneous repair services; hotels; tourist courts and camps; and amusements, including motion picture theaters. Some important services not covered are radio broadcasting and television, medical and health, legal, educational, nonprofit, accounting, and domestic services.

This coverage is similar to that of the 1939 Business Census. However, "custom trades" and "services incidental to transportation," which are no longer included in the standard classification of the service trades, are not covered by the 1948 Census. In a number of localities, these exclusions as well as other changes in the standard classification may have

a considerable effect in comparing 1948 with 1939 data, particularly with respect to establishment count.

Establishment definition.—For Census purposes, a business establishment is defined to include only enterprises conducted from a recognizable place of business, provided that the annual sales were in excess of \$5,000 for a wholesale trade establishment and \$500 for establishments in other trades. A detailed analysis of coverage will be provided in future Census of Business publications.

"Number of establishments" is the number of separate business locations, rather than the number of business companies or organizations, since the Census figures represent information reported separately for each business location or establishment. The establishment count reflects the number of places in business at the end of 1948 excluding administrative and executive offices of multiunit organizations, and "chain store" warehouses.

Sales and receipts.—"1948 sales and receipts" represents sales of merchandise and receipts from repairs and other services to customers. The figures reflect deductions for returned goods and allowances, but not for trade-in allowances; they exclude sales and excise taxes collected from customers and paid directly to any taxing agency.

Proprietors.—"Active proprietors..." represents owners and partners of unincorporated businesses who devoted the major portion of their time to the business in November 1948.

Employment.—"Number of paid employees..." represents all employees on the pay roll for the pay period ending nearest November 15, 1948. "Full workweek" employees, whether regular or seasonal, are those who in the November 15 pay period were paid for working at least the number of hours typically worked in a week by employees of the reporting establishment.

1948 CENSUS OF BUSINESS

RETAIL, WHOLESALE, SERVICE TRADES

U. S. DEPARTMENT OF COMMERCE
BUREAU OF THE CENSUS

PRELIMINARY

For Release April 19, 1950

Release Series BC-1P-18-013

SOMERSET COUNTY, MAINE

Retail, wholesale, and service establishments located in Somerset County, Maine, showed a substantial expansion in dollar volume of trade from 1939 to 1948 according to preliminary figures from the 1948 Census of Business released today by the Bureau of the Census, U. S. Department of Commerce.

Retail sales in the county during 1948 aggregated \$24.2 million, an increase of 157 percent over the \$9.4 million in 1939, when the preceding Census of Business was taken. Wholesale sales in the county reached a total of \$4.8 million in 1948 as compared with \$2.1 million in 1939. The service trades included in the Census of Business recorded receipts totaling \$999,000 in 1948 compared with \$349,000 in 1939.

Employment in the county also rose over the 9-year period between 1939 and 1948 for the above trades. Establishments in these trades reported a combined total of 1,265 paid employees for the workweek ended nearest November 15, 1948. This compared with a total of 897 employees reported for week of November 15, 1939.

These preliminary figures have been derived from a Census report on Somerset County, Maine, which also includes data for Fairfield village and Madison village. Final figures, superseding the preliminary data for Somerset County, will be included in a Bulletin for the State of Maine to be issued in several months. Similar data will be made available this year in preliminary and final form for each of the counties and States. A single copy of the preliminary release for Somerset County as well as an order blank for other area releases may be obtained by writing to the Bureau of the Census, Washington 25, D. C.

Table 1.—CENSUS OF BUSINESS PRELIMINARY RESULTS FOR 1948, BY TRADE GROUP

SOMERSET COUNTY, MAINE

Trade group and kind of business	Number of establishments	1948 sales and receipts (Thousand dollars)	Active proprietors of unincorporated businesses Nov. 1948	Paid employees, workweek ended nearest Nov. 15, 1948	
				Total employees ¹	Full workweek employees
RETAIL TRADE, total.....	517	24,216	519	1,042	765
Food group.....	173	8,171	182	223	162
Eating and drinking places.....	56	987	56	138	95
General merchandise group, general stores....	34	2,006	29	115	79
Apparel group.....	37	1,283	38	63	41
Furniture-home furnishings-appliance group..	19	1,005	14	46	42
Automotive group.....	22	2,868	24	84	80
Gasoline service stations.....	74	1,884	75	84	54
Lumber-building-hardware group.....	32	1,886	36	119	94
Drug and proprietary stores.....	18	759	20	49	37
All other retail stores.....	52	3,367	45	121	81
WHOLESALE TRADE, total.....	27	4,776	21	109	x
Merchant wholesalers.....	10	995	9	46	x
Other types of wholesale.....	17	3,781	12	63	x
SELECTED SERVICE TRADES, ^{2/} total.....	122	999	128	114	79
Personal services.....	70	478	69	71	42
All other service trades.....	52	521	59	43	37
HOTELS.....	14	618	10	99	80
TOURIST COURTS AND CAMPS.....	26	100	26	2	2
AMUSEMENTS.....	17	322	12	50	x

x Not available.

^{1/} Includes employees paid for less than the full workweek.

^{2/} See General Description on last page for changes from the 1939 Census of Business in the coverage of Service Trades.

Table 2.—CENSUS OF BUSINESS PRELIMINARY RESULTS FOR 1948 FOR CITIES OF 2,500 INHABITANTS OR MORE

SOMERSET COUNTY, MAINE

(Data omitted for trade groups where necessary to avoid disclosure)

City and trade group ¹	Number of establishments	1948 sales and receipts (Thousand dollars)	Active proprietors of unincorporated businesses Nov. 1948	Paid employees, workweek ended nearest Nov. 15, 1948	
				Total employees ²	Full workweek employees
Fairfield village:					
Retail trade.....	50	2,661	54	146	92
Selected service trades.....	10	59	11	7	6
Madison village:					
Retail trade.....	53	2,111	57	90	77
Selected service trades.....	20	148	21	18	15
Remainder of county:					
Retail trade.....	414	19,444	408	806	596
Selected service trades.....	92	792	96	89	58
Tourist courts and camps.....	26	100	26	2	2

1/ See General Description on this page for changes from the 1939 Census of Business in the coverage of Service Trades.

2/ Includes employees paid for less than the full workweek.

GENERAL DESCRIPTION OF PRELIMINARY RELEASES FOR THE 1948 CENSUS OF BUSINESS

This series of releases, of which one is planned for each county in the United States, presents preliminary results of the 1948 Census of Business. The information is based on reports submitted by business establishments for that Census. The figures shown are preliminary, and are subject to revision in the final Census publications, but the changes are expected to be relatively minor with respect to coverage. The final Census figures will be issued in a series of Business Census bulletins which will show additional detailed kind-of-business information for all places where there are a sufficient number of establishments.

The 1948 Census of Business was taken under the provision of the Act of June 19, 1948, which provides that the Business Census be taken for 1948 and for each fifth year thereafter. Previous Business Censuses were taken for the years 1929, 1933, 1935, and 1939.

Scope of the Census.—The 1948 Census of Business covered all establishments in the following trades, as defined by the Standard Industrial Classification Manual, May 1949 issue, of the Executive Office of the President: all retail trades; all wholesale trades; all service trades in the following four groups—personal services, business services, automobile repairs and services, and miscellaneous repair services; hotels; tourist courts and camps; and amusements, including motion picture theaters. Some important services not covered are radio broadcasting and television, medical and health, legal, educational, nonprofit, accounting, and domestic services.

This coverage is similar to that of the 1939 Business Census. However, "custom trades" and "services incidental to transportation," which are no longer included in the standard classification of the service trades, are not covered by the 1948 Census. In a number of localities, these exclusions as well as other changes in the standard classification may have

a considerable effect in comparing 1948 with 1939 data, particularly with respect to establishment count.

Establishment definition.—For Census purposes, a business establishment is defined to include only enterprises conducted from a recognizable place of business, provided that the annual sales were in excess of \$5,000 for a wholesale trade establishment and \$500 for establishments in other trades. A detailed analysis of coverage will be provided in future Census of Business publications.

"Number of establishments" is the number of separate business locations, rather than the number of business companies or organizations, since the Census figures represent information reported separately for each business location or establishment. The establishment count reflects the number of places in business at the end of 1948 excluding administrative and executive offices of multiunit organizations, and "chain store" warehouses.

Sales and receipts.—"1948 sales and receipts" represents sales of merchandise and receipts from repairs and other services to customers. The figures reflect deductions for returned goods and allowances, but not for trade-in allowances; they exclude sales and excise taxes collected from customers and paid directly to any taxing agency.

Proprietors.—"Active proprietors..." represents owners and partners of unincorporated businesses who devoted the major portion of their time to the business in November 1948.

Employment.—"Number of paid employees..." represents all employees on the pay roll for the pay period ending nearest November 15, 1948. "Full workweek" employees, whether regular or seasonal, are those who in the November 15 pay period were paid for working at least the number of hours typically worked in a week by employees of the reporting establishment.

1948 CENSUS OF BUSINESS

RETAIL, WHOLESALE, SERVICE TRADES

U. S. DEPARTMENT OF COMMERCE
BUREAU OF THE CENSUS

PRELIMINARY

For Release March 30, 1950

Release Series BC-1P-18-014

WALDO COUNTY, MAINE

Retail and service establishments located in Waldo County, Maine, showed a substantial expansion in dollar volume of trade from 1939 to 1948 according to preliminary figures from the 1948 Census of Business released today by the Bureau of the Census, U. S. Department of Commerce.

Retail sales in the county during 1948 aggregated \$12.9 million, an increase of 163 percent over the \$4.9 million in 1939, when the preceding Census of Business was taken. The service trades included in the Census of Business recorded receipts totaling \$355,000 in 1948 compared with \$169,000 in 1939.

Employment in the county also rose over the 9-year period between 1939 and 1948 for the above trades. Establishments in these trades reported a combined total of 523 paid employees for the workweek ended nearest November 15, 1948. This compared with a total of 400 employees reported for the week of November 15, 1939.

These preliminary figures have been derived from a Census report on Waldo County, Maine, which also includes data for the city of Belfast. Final figures, superseding the preliminary data for Waldo County, will be included in a Bulletin for the State of Maine to be issued in several months. Similar data will be made available this year in preliminary and final form for each of the counties and States. A single copy of the preliminary release for Waldo County as well as an order blank for other area releases may be obtained by writing to the Bureau of the Census, Washington 25, D. C.

Table 1.—CENSUS OF BUSINESS PRELIMINARY RESULTS FOR 1948, BY TRADE GROUP
WALDO COUNTY, MAINE

Trade group and kind of business	Number of establishments	1948 sales and receipts (Thousand dollars)	Active proprietors of unincorporated businesses Nov. 1948	Paid employees, workweek ended nearest Nov. 15, 1948	
				Total employees ¹	Full workweek employees
RETAIL TRADE, total.....	305	12,941	289	484	349
Food group.....	89	3,958	76	90	72
Eating and drinking places.....	36	591	38	55	41
General merchandise group, general stores.....	15	1,076	12	59	35
Apparel group.....	15	414	19	16	8
Furniture-home furnishings- appliance group.....	15	383	10	18	12
Automotive group.....	17	1,198	13	37	27
Gasoline service stations.....	53	1,045	55	27	24
Lumber-building-hardware group..	16	728	18	71	64
Drug and proprietary stores.....	9	261	8	14	11
All other retail stores.....	40	3,287	40	97	55
SELECTED SERVICE TRADES, ² /total...	58	355	63	39	35
Personal services.....	37	204	42	28	24
All other service trades.....	21	151	21	11	11
TOURIST COURTS AND CAMPS.....	19	79	24	-	-

X Not available.

1/ Includes employees paid for less than the full workweek.

2/ See General Description on last page for changes from the 1939 Census of Business in the coverage of Service Trades.

Table 2.—CENSUS OF BUSINESS PRELIMINARY RESULTS FOR 1948 FOR CITIES OF 2,500 INHABITANTS OR MORE

WALDO COUNTY, MAINE

(Data omitted for trade groups where necessary to avoid disclosure)

City and trade group ¹	Number of establishments	1948 sales and receipts (Thousand dollars)	Active proprietors of unincorporated businesses Nov. 1948	Paid employees, workweek ended nearest Nov. 15, 1948	
				Total employees ²	Full workweek employees
Belfast:					
Retail trade.....	107	7,417	97	335	248
Selected service trades....	30	208	33	27	25
Remainder of county:					
Retail trade.....	198	5,524	192	149	101
Selected service trades....	28	147	30	12	10

1/ See General Description on this page for changes from the 1939 Census of Business in the coverage of Service Trades.

2/ Includes employees paid for less than the full workweek.

GENERAL DESCRIPTION OF PRELIMINARY RELEASES FOR THE 1948 CENSUS OF BUSINESS

This series of releases, of which one is planned for each county in the United States, presents preliminary results of the 1948 Census of Business. The information is based on reports submitted by business establishments for that Census. The figures shown are preliminary, and are subject to revision in the final Census publications, but the changes are expected to be relatively minor with respect to coverage. The final Census figures will be issued in a series of Business Census bulletins which will show additional detailed kind-of-business information for all places where there are a sufficient number of establishments.

The 1948 Census of Business was taken under the provision of the Act of June 19, 1948, which provides that the Business Census be taken for 1948 and for each fifth year thereafter. Previous Business Censuses were taken for the years 1929, 1933, 1935, and 1939.

Scope of the Census.—The 1948 Census of Business covered all establishments in the following trades, as defined by the Standard Industrial Classification Manual, May 1949 issue, of the Executive Office of the President: all retail trades; all wholesale trades; all service trades in the following four groups—personal services, business services, automobile repairs and services, and miscellaneous repair services; hotels; tourist courts and camps; and amusements, including motion picture theaters. Some important services not covered are radio broadcasting and television, medical and health, legal, educational, nonprofit, accounting, and domestic services.

This coverage is similar to that of the 1939 Business Census. However, "custom trades" and "services incidental to transportation," which are no longer included in the standard classification of the service trades, are not covered by the 1948 Census. In a number of localities, these exclusions as well as

other changes in the standard classification may have a considerable effect in comparing 1948 with 1939 data, particularly with respect to establishment count.

Establishment definition.—For Census purposes, a business establishment is defined to include only enterprises conducted from a recognizable place of business, provided that the annual sales were in excess of \$5,000 for a wholesale trade establishment and \$500 for establishments in other trades. A detailed analysis of coverage will be provided in future Census of Business publications.

"Number of establishments" is the number of separate business locations, rather than the number of business companies or organizations, since the Census figures represent information reported separately for each business location or establishment. The establishment count reflects the number of places in business at the end of 1948 excluding administrative and executive offices of multiunit organizations, and "chain store" warehouses.

Sales and receipts.—"1948 sales and receipts" represents sales of merchandise and receipts from repairs and other services to customers. The figures reflect deductions for returned goods and allowances, but not for trade-in allowances; they exclude sales and excise taxes collected from customers and paid directly to any taxing agency.

Proprietors.—"Active proprietors..." represents owners and partners of unincorporated businesses who devoted the major portion of their time to the business in November 1948.

Employment.—"Number of paid employees..." represents all employees on the pay roll for the pay period ending nearest November 15, 1948. "Full workweek" employees, whether regular or seasonal, are those who in the November 15 pay period were paid for working at least the number of hours typically worked in a week by employees of the reporting establishment.

1948 CENSUS OF BUSINESS

RETAIL, WHOLESALE, SERVICE TRADES

U. S. DEPARTMENT OF COMMERCE
BUREAU OF THE CENSUS

PRELIMINARY

For Release May 15, 1950

Release Series BC-1P-18-015

WASHINGTON COUNTY, MAINE

Retail, wholesale, and service establishments located in Washington County, Maine, showed a substantial expansion in dollar volume of trade from 1939 to 1948 according to preliminary figures from the 1948 Census of Business released today by the Bureau of the Census, U. S. Department of Commerce.

Retail sales in the county during 1948 aggregated \$20.6 million, an increase of 129 percent over the \$9.0 million in 1939, when the preceding Census of Business was taken. Wholesale sales in the county reached a total of \$11.6 million in 1948 as compared with \$5.0 million in 1939. The service trades included in the Census of Business recorded receipts totaling \$666,000 in 1948 compared with \$275,000 in 1939.

Employment in the county also rose over the 9-year period between 1939 and 1948 for the above trades. Establishments in these trades reported a combined total of 1,094 paid employees for the workweek ended nearest November 15, 1948. This compared with a total of 1,038 employees reported for the week of November 15, 1939.

These preliminary figures have been derived from a Census report on Washington County, Maine, which also includes data for the cities of Calais and Eastport. Final figures, superseding the preliminary data for Washington County, will be included in a Bulletin for the State of Maine to be issued in several months. Similar data will be made available this year in preliminary and final form for each of the counties and States. A single copy of the preliminary release for Washington County as well as an order blank for other area releases may be obtained by writing to the Bureau of the Census, Washington 25, D. C.

Table 1.—CENSUS OF BUSINESS PRELIMINARY RESULTS FOR 1948, BY TRADE GROUP

WASHINGTON COUNTY, MAINE

Trade group and kind of business	Number of establishments	1948 sales and receipts (Thousand dollars)	Active proprietors of unincorporated businesses Nov. 1948	Paid employees, workweek ended nearest Nov. 15, 1948	
				Total employees ¹	Full workweek employees
RETAIL TRADE, total.....	542	20,625	534	896	704
Food group	205	7,001	210	174	137
Eating and drinking places.....	45	722	46	96	82
General merchandise grp, general stores	35	2,344	31	175	108
Apparel group.....	30	948	33	47	40
Furniture-home furnishings-appliance grp	24	662	18	46	25
Automotive group.....	36	3,351	34	112	105
Gasoline service stations.....	71	1,487	76	58	54
Lumber-building-hardware group.....	23	1,118	20	61	57
Drug and proprietary stores.....	18	628	17	35	29
All other retail stores.....	55	2,364	49	92	67
WHOLESALE TRADE, total.....	25	11,593	27	133	x
Merchant wholesalers.....	13	2,589	21	50	x
Other types of wholesale.....	12	9,004	6	83	x
SELECTED SERVICE TRADES, ² /total.....	102	666	111	65	63
Personal services.....	66	324	69	41	39
All other service trades.....	36	342	42	24	24
AMUSEMENTS.....	13	298	10	50	x

x Not available.

¹/ Includes employees paid for less than the full workweek.

²/ See General Description on last page for changes from the 1939 Census of Business in the coverage of Service Trades.

Table 2.—CENSUS OF BUSINESS PRELIMINARY RESULTS FOR 1948 FOR CITIES OF 2,500 INHABITANTS OR MORE

WASHINGTON COUNTY, MAINE

(Data omitted for trade groups where necessary to avoid disclosure)

City and trade group ¹	Number of establishments	1948 sales and receipts (Thousand dollars)	Active proprietors of unincorporated businesses Nov. 1948	Paid employees, workweek ended nearest Nov. 15, 1948	
				Total employees ²	Full workweek employees
Calais:					
Retail trade.....	91	5,233	79	326	237
Selected service trades...	17	207	18	35	33
Eastport:					
Retail trade.....	65	2,491	62	112	89
Selected service trades...	Included with "Remainder of county"				
Remainder of county: ^{3/}					
Retail trade.....	386	12,901	393	458	378
Selected service trades...	85	459	93	30	30

- 1/ See General Description on this page for changes from the 1939 Census of Business in the coverage of Service Trades.
- 2/ Includes employees paid for less than the full workweek.
- 3/ Except as indicated above, includes figures for establishments not located in cities of 2,500 inhabitants or more.

GENERAL DESCRIPTION OF PRELIMINARY RELEASES FOR THE 1948 CENSUS OF BUSINESS

This series of releases, of which one is planned for each county in the United States, presents preliminary results of the 1948 Census of Business. The information is based on reports submitted by business establishments for that Census. The figures shown are preliminary, and are subject to revision in the final Census publications, but the changes are expected to be relatively minor with respect to coverage. The final Census figures will be issued in a series of Business Census bulletins which will show additional detailed kind-of-business information for all places where there are a sufficient number of establishments.

The 1948 Census of Business was taken under the provision of the Act of June 19, 1948, which provides that the Business Census be taken for 1948 and for each fifth year thereafter. Previous Business Censuses were taken for the years 1929, 1933, 1935, and 1939.

Scope of the Census.—The 1948 Census of Business covered all establishments in the following trades, as defined by the Standard Industrial Classification Manual, May 1949 issue, of the Executive Office of the President: all retail trades; all wholesale trades; all service trades in the following four groups—personal services, business services, automobile repairs and services, and miscellaneous repair services; hotels; tourist courts and camps; and amusements, including motion picture theaters. Some important services not covered are radio broadcasting and television, medical and health, legal, educational, nonprofit, accounting, and domestic services.

This coverage is similar to that of the 1939 Business Census. However, "custom trades" and "services incidental to transportation," which are no longer included in the standard classification of the service trades, are not covered by the 1948 Census. In a number of localities, these exclusions as well as other changes in the standard classification may have

a considerable effect in comparing 1948 with 1939 data, particularly with respect to establishment count.

Establishment definition.—For Census purposes, a business establishment is defined to include only enterprises conducted from a recognizable place of business, provided that the annual sales were in excess of \$5,000 for a wholesale trade establishment and \$500 for establishments in other trades. A detailed analysis of coverage will be provided in future Census of Business publications.

"Number of establishments" is the number of separate business locations, rather than the number of business companies or organizations, since the Census figures represent information reported separately for each business location or establishment. The establishment count reflects the number of places in business at the end of 1948 excluding administrative and executive offices of multiunit organizations, and "chain store" warehouses.

Sales and receipts.—"1948 sales and receipts" represents sales of merchandise and receipts from repairs and other services to customers. The figures reflect deductions for returned goods and allowances, but not for trade-in allowances; they exclude sales and excise taxes collected from customers and paid directly to any taxing agency.

Proprietors.—"Active proprietors..." represents owners and partners of unincorporated businesses who devoted the major portion of their time to the business in November 1948.

Employment.—"Number of paid employees..." represents all employees on the pay roll for the pay period ending nearest November 15, 1948. "Full workweek" employees, whether regular or seasonal, are those who in the November 15 pay period were paid for working at least the number of hours typically worked in a week by employees of the reporting establishment.

1948 CENSUS OF BUSINESS

U. S. DEPARTMENT OF COMMERCE
BUREAU OF THE CENSUS

RETAIL, WHOLESALE, SERVICE TRADES

PRELIMINARY

For Release April 19, 1950

Release Series BC-1P- 18-016

YORK COUNTY, MAINE

Retail, wholesale, and service establishments located in York County, Maine, showed a substantial expansion in dollar volume of trade from 1939 to 1948 according to preliminary figures from the 1948 Census of Business released today by the Bureau of the Census, U. S. Department of Commerce.

Retail sales in the county during 1948 aggregated \$64.2 million, an increase of 140 percent over the \$20.7 million in 1939, when the preceding Census of Business was taken. Wholesale sales in the county reached a total of \$12.1 million in 1948 as compared with \$5.1 million in 1939. The service trades included in the Census of Business recorded receipts totaling \$2.3 million in 1948 compared with \$1.1 million in 1939.

Employment in the county also rose over the 9-year period between 1939 and 1948 for the above trades. Establishments in these trades reported a combined total of 3,670 paid employees for the workweek ended nearest November 15, 1948. This compared with a total of 2,733 employees reported for the week of November 15, 1939.

These preliminary figures have been derived from a Census report on York County, Maine, which also includes data for the cities of Biddeford and Saco. Final figures, superseding the preliminary data for York County, will be included in a Bulletin for the State of Maine to be issued in several months. Similar data will be made available this year in preliminary and final form for each of the counties and States. A single copy of the preliminary release for York County as well as an order blank for other area releases may be obtained by writing to the Bureau of the Census, Washington 25, D. C.

Table 1.—CENSUS OF BUSINESS PRELIMINARY RESULTS FOR 1948, BY TRADE GROUP

YORK COUNTY, MAINE

Trade group and kind of business	Number of establishments	1948 sales and receipts (Thousand dollars)	Active proprietors of unincorporated businesses Nov. 1948	Paid employees, workweek ended nearest Nov. 15, 1948	
				Total employees ¹	Full workweek employees
RETAIL TRADE, total	1,277	64,238	1,181	3,149	2,503
Food group.....	417	22,456	407	612	448
Eating and drinking places.....	189	3,787	179	653	558
General merchandise group, general stores....	63	3,847	51	374	222
Apparel group.....	93	4,168	68	236	164
Furniture-home furnishings-appliance group..	67	3,437	56	176	164
Automotive group.....	54	7,033	48	278	267
Gasoline service stations.....	152	3,800	153	139	103
Lumber-building-hardware group.....	40	6,000	40	255	243
Drug and proprietary stores.....	32	1,633	30	114	76
All other retail stores.....	170	8,077	149	312	258
WHOLESALE TRADE, total	43	12,095	22	236	x
Merchant wholesalers.....	34	8,082	16	208	x
Other types of wholesale.....	9	4,013	6	28	x
SELECTED SERVICE TRADES, 2/ total	311	2,275	318	285	232
Personal services.....	204	1,202	209	183	149
All other service trades.....	107	1,073	109	102	83
HOTELS	131	2,189	122	36	30
TOURIST COURTS AND CAMPS	105	419	118	11	10
AMUSEMENTS	77	1,430	34	147	x

x Not available.

1/ Includes employees paid for less than the full workweek.

2/ See General Description on last page for changes from the 1939 Census of Business in the coverage of Service Trades.

Table 2.—CENSUS OF BUSINESS PRELIMINARY RESULTS FOR 1948 FOR CITIES OF 2,500 INHABITANTS OR MORE

YORK COUNTY, MAINE

(Data omitted for trade groups where necessary to avoid disclosure)

City and trade group ¹	Number of establishments	1948 sales and receipts (Thousand dollars)	Active proprietors of unincorporated businesses Nov. 1948	Paid employees, workweek ended nearest Nov. 15, 1948	
				Total employees ²	Full workweek employees
Biddeford:					
Retail trade.....	283	21,435	249	1,080	826
Wholesale trade.....	23	6,992	14	114	x
Selected service trades.....	87	674	92	111	82
Hotels.....	Included with "Remainder of county"				
Tourist courts and camps.....	7	10	8	-	-
Saco:					
Retail trade.....	119	5,327	115	206	155
Wholesale trade.....	6	1,294	-	42	x
Selected service trades.....	40	380	40	58	53
Hotels.....	Included with "Remainder of county"				
Tourist courts and camps.....	21	68	23	-	-
Remainder of county:^{3/}					
Retail trade.....	875	37,476	817	1,863	1,522
Wholesale trade.....	14	3,809	8	80	x
Selected service trades.....	184	1,221	186	116	97
Hotels.....	131	2,189	122	36	30
Tourist courts and camps.....	77	341	87	11	10

x Not available.

1/ See General Description on this page for changes from the 1939 Census of Business in the coverage of Service Trades.

2/ Includes employees paid for less than the full workweek.

3/ Except as indicated above, includes figures for establishments, other than wholesale, not located in cities of 2,500 inhabitants or more, and wholesale establishments not located in cities of 5,000 inhabitants or more.

GENERAL DESCRIPTION OF PRELIMINARY RELEASES FOR THE 1948 CENSUS OF BUSINESS

This series of releases, of which one is planned for each county in the United States, presents preliminary results of the 1948 Census of Business. The information is based on reports submitted by business establishments for that Census. The figures shown are preliminary, and are subject to revision in the final Census publications, but the changes are expected to be relatively minor with respect to coverage. The final Census figures will be issued in a series of Business Census bulletins which will show additional detailed kind-of-business information for all places where there are a sufficient number of establishments.

The 1948 Census of Business was taken under the provision of the Act of June 19, 1948, which provides that the Business Census be taken for 1948 and for each fifth year thereafter. Previous Business Censuses were taken for the years 1929, 1933, 1935, and 1939.

Scope of the Census.—The 1948 Census of Business covered all establishments in the following trades, as defined by the Standard Industrial Classification Manual, May 1949 issue, of the Executive Office of the President: all retail trades; all wholesale trades; all service trades in the following four groups—personal services, business services, automobile repairs and services, and miscellaneous repair services; hotels; tourist courts and camps; and amusements, including motion picture theaters. Some important services not covered are radio broadcasting and television, medical and health, legal, educational, nonprofit, accounting, and domestic services.

This coverage is similar to that of the 1939 Business Census. However, "custom trades" and "services incidental to transportation," which are no longer included in the standard classification of the service trades, are not covered by the 1948 Census. In a number of localities, these exclusions as well as other changes in the standard classification may have

a considerable effect in comparing 1948 with 1939 data, particularly with respect to establishment count.


Establishment definition.—For Census purposes, a business establishment is defined to include only enterprises conducted from a recognizable place of business, provided that the annual sales were in excess of \$5,000 for a wholesale trade establishment and \$500 for establishments in other trades. A detailed analysis of coverage will be provided in future Census of Business publications.


"Number of establishments" is the number of separate business locations, rather than the number of business companies or organizations, since the Census figures represent information reported separately for each business location or establishment. The establishment count reflects the number of places in business at the end of 1948 excluding administrative and executive offices of multiunit organizations, and "chain store" warehouses.


Sales and receipts.—"1948 sales and receipts" represents sales of merchandise and receipts from repairs and other services to customers. The figures reflect deductions for returned goods and allowances, but not for trade-in allowances; they exclude sales and excise taxes collected from customers and paid directly to any taxing agency.

Proprietors.—"Active proprietors..." represents owners and partners of unincorporated businesses who devoted the major portion of their time to the business in November 1948.

Employment.—"Number of paid employees..." represents all employees on the pay roll for the pay period ending nearest November 15, 1948. "Full workweek" employees, whether regular or seasonal, are those who in the November 15 pay period were paid for working at least the number of hours typically worked in a week by employees of the reporting establishment.










BR
REYNOLDS
BINDERY, INC.
SEP 1 1972

CB/Bureau of the Census Library



5 0673 01044481 1

