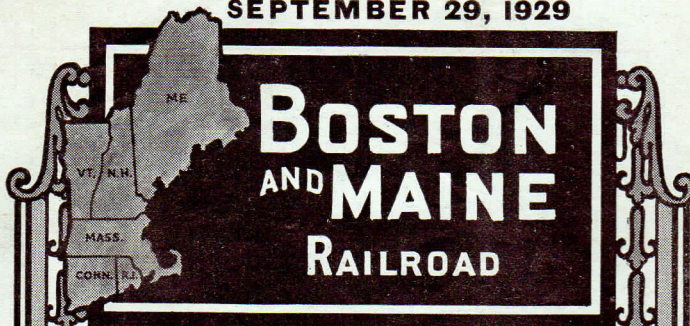


SEPTEMBER 29, 1929



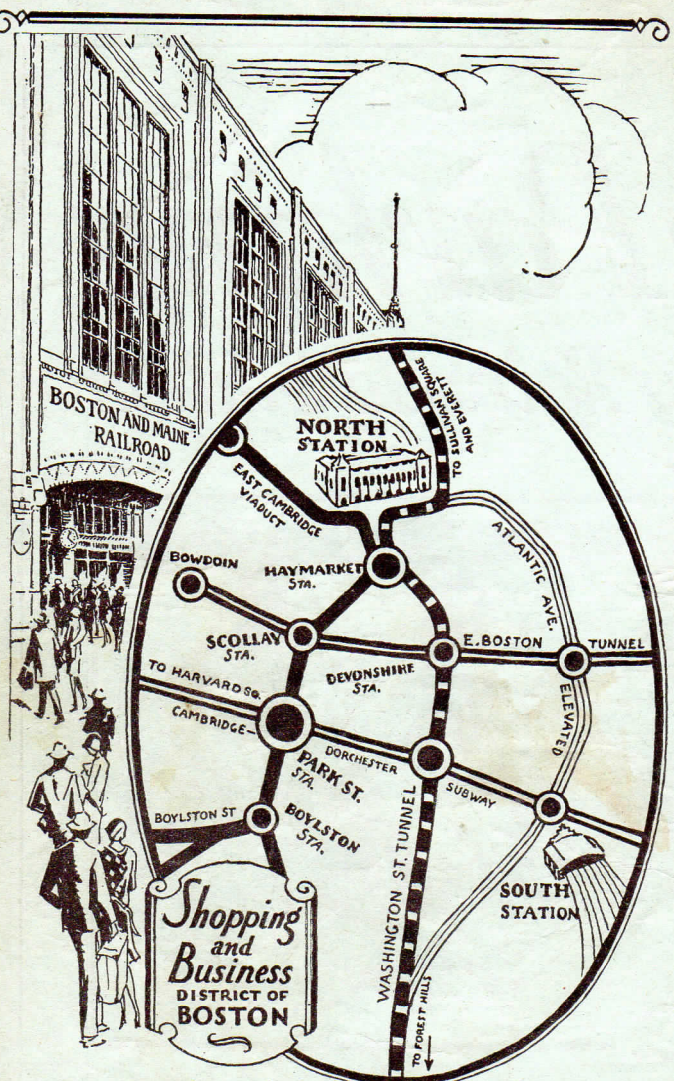
# BOSTON AND MAINE RAILROAD

AND BOSTON AND MAINE TRANSPORTATION CO.  
MOTOR COACH SERVICE



## TIME TABLES

LINE OF THE  
MINUTE MAN




Shopping and Business DISTRICT OF BOSTON

## NORTH STATION *Transportation Centre of Boston*

THE new and modern North Station -- located close to the shopping and business section of Boston -- is, in terms of traffic convenience, amazingly "central." Passengers arriving by train at North Station have immediate access, without going outdoors, to cars of the Washington Street Tunnel, the Boylston Street Subway, and the Atlantic Avenue Elevated. These lines provide direct service or quick connections to every part of Boston and to all Boston suburbs.





# Free Parking at your Railroad Station



## Travel in comfort by Train

Ample parking space is provided for patrons at most of Boston and Maine Railroad stations, including points within the commuting area, and beyond. There are no restrictions, no formalities, no "red tape"—and *no charge*. Simply drive to the designated parking space, leave your car, and *take the train*.

Supplemented by this extra service to passengers, railroad transportation takes on a new and greater convenience. The automobile is a logical method of

transportation over relatively short distances, as between your home and the railroad station. The train, however, with its greater speed (over an open road of steel), its greater comfort (relax and read as you ride), its greater economy (you can't run an automobile for the price of a railroad ticket), and its freedom from the hazards and delays of congested highways, is your safest, surest means of travel over greater distances. *Park your car at the railroad station, and travel in comfort by train.*



L I N E . O F . T H E . M I N U T E . M A N







## TRAFFIC DEPARTMENT.

BOSTON, MASS. TELEPHONE: PORTER 5000

N. W. HAWKES . . . . . Vice-President  
F. T. GRANT . . . . . Passenger Assistant to Vice-President

### Industrial and Agricultural Development—Publicity

T. F. JOYCE, Assistant Vice-President.  
H. L. BALDWIN, Assistant Publicity Manager.  
A. N. PAYNE, Manager Industrial Bureau.  
E. F. REED, Industrial Agent.

### Passenger

H. F. FRITCH, Passenger Traffic Manager.  
W. O. WRIGHT, General Passenger Agent.  
E. R. HOLMES, Assistant General Passenger Agent.  
P. H. PEARSON, Assistant to Passenger Traffic Manager.  
G. W. WORTHEN, General Baggage Agent.  
W. C. HARRIMAN, Manager Milk, Mail and Express Bureau.

### Freight

J. W. RIMMER, Assistant Freight Traffic Manager.  
J. R. MACANANNY, Assistant Freight Traffic Manager.  
P. J. MULLANEY, Assistant Freight Traffic Manager.  
J. N. GALL, General Freight Agent.  
E. L. SHEPHERD, Assistant General Freight Agent.  
H. A. LINDMARK, Assistant General Freight Agent and Commerce Agent.  
C. F. HEARD, Assistant General Freight Agent.  
ANDREW COOPER, Chief of Tariff Bureau.  
J. P. HARRINGTON, Assistant Commerce Agent.  
C. W. BOYNTON, Foreign Freight Agent, Room 302, Grain and Flour Exchange Bldg., Boston, Mass.  
G. F. LEDUC, New England Freight Agent, Boston Mass.

### Passenger and Freight Representatives

**Boston, Mass., NORTH STATION.**  
C. F. PALMER, New England Passenger Agent.  
L. J. MCNAMARA, District Passenger Agent.  
W. L. JUSTASON, District Passenger Agent.  
W. P. CURRIER, Traveling Passenger Agent.  
S. T. GERRISH, Traveling Freight Agent.  
S. J. POWER, Traveling Freight Agent.  
**Boston, Mass. — Room 831, Chamber of Commerce Building.**  
H. BROWN, General Agent (Freight Dept.)  
D. F. SULLIVAN, Commercial Agent.  
**Buffalo, N. Y. — 444 Elliott Sq. Bldg.**  
GROVER C. ALDRICH, General Agent.  
**Caribou, Me., G. L. PERKINS, General Agent.**  
**Chicago, Ill. — Utilities Bldg., 327 So. LaSalle St**  
W. H. SKILLEN, General Western Agent.  
L. R. LUTH, Commercial Agent.  
E. N. MAYER, Traffic Representative.  
G. A. GERHARD, Traffic Representative.  
E. KANE, Passenger Representative.  
**Cleveland, Ohio. — 1238 Terminal Tower Building.**  
H. F. MOCKLAR, General Agent.  
**Concord, N. H.**  
J. J. MACAULAY, Division Freight Agent.  
K. W. ADAMS, Traveling Freight Agent.  
**Detroit, Mich. — 5-135 General Motors Building**  
J. J. WRIGHT, General Agent.  
K. D. BEERS, Traffic Representative.  
R. L. MCGIVNEY, Traffic Representative.  
**Kansas City, Mo. — 738 Railway Exchange Building**  
S. A. RUSSELL, General Agent.  
**Los Angeles, Cal. — 423 West Fifth St.**  
J. ROBINSON, Passenger Traffic Representative.  
**Memphis, Tenn. — 619-621 Cotton Exchange Building**  
H. H. SCHUTT, General Agent.  
G. J. WHITE, Traffic Representative.  
**Montreal, P. O. — 437 St. James St.**  
A. F. LANE, General Canadian Agent.  
**New York City — 916-918 Woolworth Building.**  
W. H. LODGE, General Agent.  
W. J. SHANLEY, Traffic Representative.  
E. J. MARKHAM, Traffic Representative  
**Philadelphia, Pa. — 425 Widener Building.**  
C. H. KELLEHER, General Agent.  
H. F. SEXWORTH, Traffic Representative.  
**Pittsburgh, Pa. — 301 Koppers Building.**  
R. C. CHAMBER, General Agent.  
L. A. FULLER, Traffic Representative.  
**Portland, Me. — Eastland Hotel. Tel. Forest 113**  
E. W. ABBOTT, District Manager.  
J. F. SMITH, Traveling Passenger Agent.  
O. F. BATHRICK, Traffic Representative.  
H. A. BUCKLIN, Traffic Representative.  
**St. Louis, Mo. — 1980 Railway Exchange Building.**  
H. B. CHURCH, General Agent.  
**San Francisco, Cal. — 201 Monadnock Building.**  
TRACY CUMMINGS, Pacific Coast Agent.  
**Seattle, Wash. — 567 White-Henry-Stuart Building.**  
H. L. ANDERSON, Commercial Agent.  
**Springfield, Mass. — 1694 Main St.**  
W. H. SHEPHERD, District Passenger Agent.  
P. W. WATERS, Division Freight Agent.  
W. A. CHEYNE, Traveling Freight Agent.  
R. G. HILLMAN, Traveling Freight Agent.  
**Troy, N. Y. — Union Station.**  
E. C. OTIS, Division Freight Agent.  
C. J. JONES, Traveling Freight Agent.  
**Worcester, Mass. — Lincoln Square.**  
J. R. POWERS, Division Freight Agent.  
F. D. CALLAHAN, Traveling Freight Agent.  
**Woodsville, N. H., M. L. FULLER, Traveling Freight Agent.**

☞ Also in charge of local operating matters.

## INFORMATION

**NOT RESPONSIBLE.** The Boston and Maine Railroad is not responsible for errors in time tables, inconvenience or damage resulting from delayed trains or failure to make connections; schedules herein are subject to change without notice.

**CHILDREN** under 5 years of age free, when accompanied by parent or guardian; 5 years of age and under 12, one-half fare; 12 years of age or over, full fare.

**ADJUSTMENT OF FARES.** In cases of dispute with Conductors or Agents, please pay the fare required, take a receipt and communicate with the Travel Bureau, North Station, Boston, Mass.

**REDEMPTION OF TICKETS.** Tickets unused or partly used will be redeemed under tariff regulations at proper value.

**STOPOVERS.** No Stopovers are permitted on one-way tickets; on round-trip tickets stopovers will be allowed only in accordance with rules of the tariff under which the ticket is sold.

**ONE-WAY TICKETS** will be valid only for continuous passage, limited to thirty days including date of sale, and valid in either direction.

**FOR YOUR PROTECTION MARK YOUR BAGGAGE, SHOWING NAME AND PERMANENT ADDRESS.**

**BAGGAGE MAXIMUMS.** No single piece of baggage exceeding 250 pounds in weight, or 72 inches in greatest dimension, or single shipment exceeding \$2500.00 in value, will be checked. Free allowances subject to tariff stipulations as to contents, weight, value and size.

**DECLARATION OF VALUE OF BAGGAGE.** Passengers, when checking baggage or property, must declare IN WRITING the value of their baggage on form prescribed.

**BAGGAGE FOR STATIONS WHERE NO AGENT IS ON DUTY** must be claimed at the baggage car door immediately on arrival at that station, otherwise it will be carried to the first station where agent is on duty, and held for further orders.

**SPECIAL BAGGAGE SERVICE.** Through an arrangement with the Armstrong Transfer Company in Boston, baggage may be checked from the hotel, residence or any locality in Boston to hotel, residence or any locality in Buffalo, N. Y., Albany, N. Y., Chicago, Ill., Cincinnati, O., Cleveland, O., Detroit, Mich., Montreal, P. Q., Rochester, N. Y., Syracuse, N. Y., and St. Louis, Mo., obviating the necessity of any attention on the part of the owner after the order has been given for such special service.

**TRANSFER AT BOSTON.** Arrangements for transfer of passengers and baggage in Boston can be made with the Armstrong Transfer Company, which has offices and agents in all railroad stations.

**BICYCLES (not Motorcycles), BABY CARRIAGES and GUNS** are transported in baggage cars subject to tariff regulations.

**DOGS** will be checked in baggage service at tariff rates. They must be properly muzzled and provided with strong, securely fitting collar or harness on chain, or other strong leash, or else enclosed in crates. They are not allowed in passenger coaches, excepting small lap dogs in properly covered receptacles. The Pullman Company prohibits the carriage of dogs or other domestic pets in their cars.

**LOST ARTICLES** to be inquired for at Lost Article East Wing, North Station, Boston, Mass. Applications for articles left in Pullman cars should be made at Pullman Company, East Wing, North Station, Boston, Mass.

No responsibility is assumed for unchecked articles left in stations or cars.  
**RAILWAY EXPRESS AGENCY INC.** transacts express business on all divisions of this company.

**THE WESTERN UNION TELEGRAPH COMPANY** receives and transmits telegrams at all public telegraph offices on this railroad.

**TRAVELERS AID SOCIETIES.**—Representatives of Travelers Aid Societies are at many of the larger stations for the purpose of relieving distress and assisting the unprotected. Those in need of such service should inquire of the station force for a representative of the Travelers Aid Society.

**MINIMUM NUMBER OF RAILROAD TICKETS** required for exclusive occupancy of Sections, Drawing Rooms or Compartments in Sleeping Cars and Drawing Room in Parlor Car:

	Minimum Number of Adult Tickets
<b>Sleeping Cars</b>	
Section (seat or berth service) . . . . .	1
Compartment, berth service . . . . .	2
Compartment, seat service . . . . .	3
Drawing Room, berth service . . . . .	3
Drawing Room, seat service . . . . .	3
<b>Parlor Cars</b>	
Drawing Room . . . . .	3

Time 12.01 NIGHT to 12.00 NOON light face type.  
Time 12.01 NOON to 12.00 NIGHT dark face type.

### TELEPHONE SERVICE, NORTH STATION, BOSTON, MASS.

TRAVEL BUREAU, Porter 5000  
PASSENGER TRAIN INFORMATION, Hay 5070

C. F. GOURLEY, Ticket Agent  
For Pullman Reservations and Railroad Fares  
Capitol 1400

**CONSOLIDATED TICKET OFFICE**  
A. C. REMICK, Agent  
BOSTON, MASS., 67 Franklin Street, corner Arch Street  
Telephone: Liberty 1981



# BOSTON AND MONTREAL AND QUEBEC, P. Q.

VIA CANADIAN PACIFIC AND QUE. CEN. RYS.

TABLE 1 Read Down

Daily		Daily		Train Nos.		Daily		Daily	
15	5	Miles		STATIONS.		2	20		
P.M.	A.M.					A.M.	P.M.		
9.00	10.00	0.0	Lv BOSTON (No. Sta.) Mass. Ar	7.30	7.30				
9.38	10.36	26.6	Lv LOWELL	8.47	6.44				
10.01	10.39	39.0	Lv Nashua U. Sta. N.H. & M.	8.26	6.24				
10.28	11.21	55.7	Lv MANCHESTER	8.01	5.57				
11.00	11.52	73.3	Lv CONCORD	5.29	5.25				
12.25	1.19	124.6	Lv PLYMOUTH	4.04	3.53				
1.55	2.40	166.9	Lv Woodsville	2.35	2.33				
			Lv Wells River Vt. B. & M. RR						
			Lv Wells River C.P. Ry. Ar						
2.45	3.20	187.3	Ar ST. JOHNSBURY	1.45	1.50				
4.15	4.47	230.9	Ar NEWPORT Vt.	12.25	12.25				
			Lv NEWPORT Vt. C.P. Ry. Ar						
5.30		270.9	Ar SHERBROOKE P.Q.	8.40					
7.15		417.9	Ar QUEBEC	3.05					
			Lv NEWPORT Vt. C.P. Ry. Ar	12.15	12.15				
4.25	4.55	230.9	Ar North Troy	11.45	11.45				
4.51	5.28	245.2	Ar Richmond	11.18	11.18				
5.18	5.58	261.9	Ar Farnham	10.20	10.10				
6.20	7.00	309.3	Ar St. Johns	10.00	9.48				
6.38	7.20	338.7	Ar MONTREAL	9.15	9.00				
7.30	8.10	388.7	Ar MONTREAL	8.40	8.40				
A.M.	P.M.			P.M.	A.M.				

TABLE 2 Read Down VIA CENTRAL VERMONT AND C. N. RYS. Read Up

Daily		Daily		Train Nos.		Daily		Daily	
325	307	Miles		STATIONS.		302	320	332	
P.M.	A.M.					A.M.	P.M.	P.M.	
8.30	9.00	0.0	Lv BOSTON (No. Sta.) Mass. Ar	7.00	4.05	6.50			
9.09	9.38	25.6	Lv LOWELL	6.19	3.28	5.12			
9.32	10.00	39.0	Lv Nashua U. Sta. N.H. & M.	5.57	3.06	4.49			
10.03	10.29	55.7	Lv MANCHESTER	5.33	2.41	3.78			
10.63	11.05	73.3	Lv CONCORD	5.03	2.07	3.45			
12.45	1.25	142.9	Ar W. River Jct. Vt. B. & M.	3.05	1.45	2.40			
			Lv W. River Jct. Ar	*2.50	11.22	2.25			
*1.17	1.52	142.9	Ar So. Royalton	10.48	10.45	1.54			
*1.51	2.26	160.7	Ar Northfield	9.33	9.26	1.55			
*3.03	3.28	195.8	Ar MONTPELIER	8.40	8.40	1.20			
			Lv MONTPELIER	12.45	8.40	8.40			
			Ar Barre	11.00	8.16	8.16			
			Lv BURLINGTON	10.15	6.45	7.00			
			Ar ST. ALBANS	10.03	6.50	7.00			
			Ar St. Johns	10.03	6.50	7.00			
			Ar MONTREAL (C.N. Ry.)	9.15	6.50	7.00			
				P.M.	P.M.	A.M.			

**TRAIN No. 325. EQUIPMENT**  
**NEW ENGLANDER**  
 Sleeping Car... (Lounge) Boston to Montreal.  
 Boston to Burlington Week days arr. Burlington 8.12 A.M., Sundays arr. 5.58 A.M. and may be occupied until 8.00 A.M.  
 Coaches..... Boston to Montreal.

**TRAIN No. 302. EQUIPMENT**  
**NEW ENGLANDER**  
 Sleeping Car. (Lounge) Montreal to Boston.  
 Burlington to Boston Leave Burlington 10.15 P.M.  
 Coaches..... Montreal to Boston.

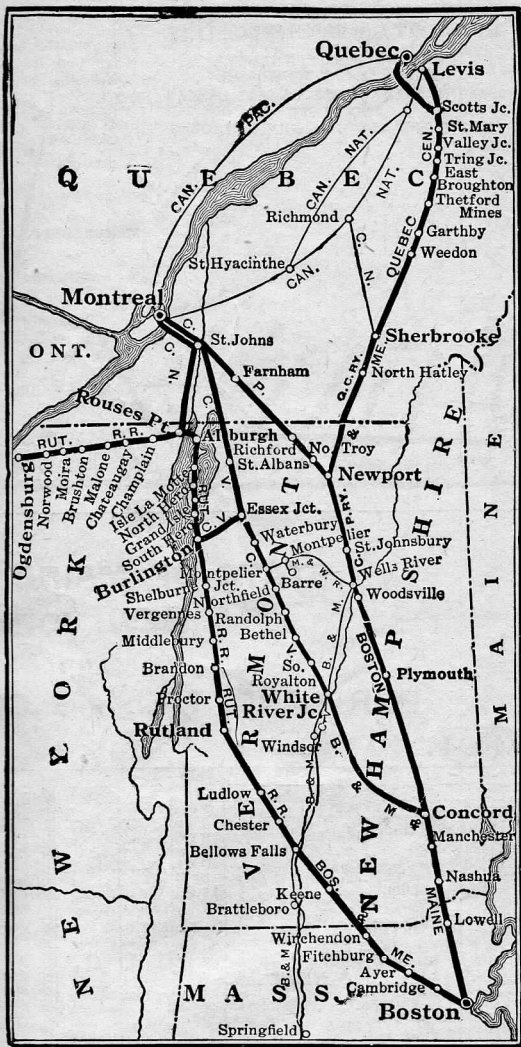
**TRAIN No. 307. EQUIPMENT**  
**AMBASSADOR**  
 Parlor Car... (Observation) Boston and Montreal  
 (Radio Equipment).  
 Dining Car... Boston and Montreal.  
 Coaches..... Boston and Montreal.

**TRAIN No. 332. EQUIPMENT**  
**AMBASSADOR**  
 Parlor Car... (Observation) Boston and Montreal  
 (Radio Equipment).  
 Dining Car... Boston and Montreal.  
 Coaches..... Boston and Montreal.

TABLE 3 Read Down VIA RUTLAND R. R. Read Up

Daily		Daily		Train Nos.		Daily		Daily	
5511	5507	5553	5503	5501	Miles	5502	5508	5510	
P.M.	P.M.	A.M.	A.M.	A.M.		A.M.	P.M.	P.M.	
8.00	2.40	10.15	8.45	3.02	0.0	Lv BOSTON (No. Sta.) Mass. Ar	7.17	5.07	7.32
8.56	3.39	10.28	8.53	3.4	3.4	Lv Cambridge	6.39	4.57	7.23
9.17	3.33	11.15	9.41	4.25	36.1	Lv AYER (C. DEVENS) Mass. Ar	6.15	3.54	6.33
9.59	4.41	12.13	10.07	4.55	49.6	Lv FITCHBURG, Mass. Ar	5.52	3.27	6.12
11.25	6.24	1.42	12.09	6.20	67.9	Lv Winchendon	5.19	2.55	5.43
				7.48	113.8	Ar BELLOWS FLS, Vt. Lv	3.45	1.18	4.05
				8.05	113.8	Lv BELLOWS FLS Rut. Ar	3.20	11.55	3.55
11.55	6.50	1.50	12.20	8.05	113.8	Lv Chelsover R.R. Ar	2.53	11.26	3.32
12.53	7.20	2.14	12.48	8.35	127.1	Lv Ludlow	2.23	10.56	3.09
12.51	7.50	2.39	1.16	9.09	140.8	Lv Rutland	1.23	9.50	2.15
1.50	8.45	3.30	2.15	10.20	166.0	Lv Rutland	1.23	9.50	2.15
4.02	9.27	4.25	3.00	11.16	172.0	Ar Proctor	1.12	9.40	2.00
4.29	9.27	4.24	3.00	11.41	182.6	Ar Brandon	1.12	9.26	1.49
4.55	10.00	4.55	3.32	12.15	199.2	Ar Middlebury	1.00	9.04	1.32
5.43	11.03	5.42	4.27	1.16	226.6	Ar Shelburne	1.00	8.27	1.07
5.54	11.15	5.42	4.10	1.30	233.3	Ar BURLINGTON	1.00	7.29	12.19
6.30	7.53	6.30	7.40	2.70	270.5	Ar Alburtus	0.50	6.30	10.58
				3.50	270.5	Ar Malone N.Y. Lv	15.40	5.40	10.58
				3.50	270.5	Ar Norwood	4.23	5.40	10.58
				3.50	270.5	Ar Ogdensburg	4.23	5.40	10.58
				3.50	270.5	Ar St. Johns P.Q. C.N. Ry. Lv	9.29	9.29	9.57
				3.50	270.5	Ar MONTREAL RY Lv	8.40	8.40	9.10
							P.M.	A.M.	

**TRAIN No. 5507. EQUIPMENT**  
**GREEN MT. FLYER**  
 Coaches..... Boston to Rutland. Rutland to Burlington.  
**TRAIN No. 5511 and 5502. EQUIPMENT**  
**MOUNT ROYAL**  
 Sleeping Cars. (Lounge) Boston and Montreal.  
 (Buffet) Boston and Ogdensburg (Arr. Burlington 8.02 A.M. returning Lv. Burlington 9.50 P.M.) Saturday, car runs only to Alburtus and returns from Alburtus Sunday.  
 Club Car..... Rutland and Montreal.  
 Coaches..... Boston and Ogdensburg. Boston and Rutland. Rutland and Montreal.



### THROUGH TRAINS BOSTON AND MONTREAL

LV. BOSTON		AR. MONTREAL		DAILY NAME		ROUTE	
8:45 A.M.	11:20 P.M.	8:45 A.M.	11:20 P.M.	Green Mt. Flyer	Rut. RR.		
9:00	7:25	9:00	7:25	Ambassador	C.V. & C.N. Rys.		
10:00	8:10	10:00	8:10	Alouette	C.P. Ry.		
8:00 P.M.	8:30 A.M.	8:00 P.M.	8:30 A.M.	Mount Royal	Rut. RR.		
8:30	7:35	8:30	7:35	New Englander	C.V. & C.N. Rys.		
9:00	7:30	9:00	7:30	Red Wing	C.P. Ry.		

LV. MONTREAL		AR. BOSTON		DAILY NAME		ROUTE	
8:55 A.M.	6:50 P.M.	8:55 A.M.	6:50 P.M.	Ambassador	C.V. & C.N. Rys.		
9:00	7:30	9:00	7:30	Alouette	C.P. Ry.		
9:10	7:32	9:10	7:32	Green Mt. Flyer	Rut. RR.		
8:40 P.M.	7:17 A.M.	8:40 P.M.	7:17 A.M.	Mount Royal	Rut. RR.		
9:15	7:00	9:15	7:00	New Englander	C.N. & C.V. Rys.		
9:15	7:30	9:15	7:30	Red Wing	C.P. Ry.		

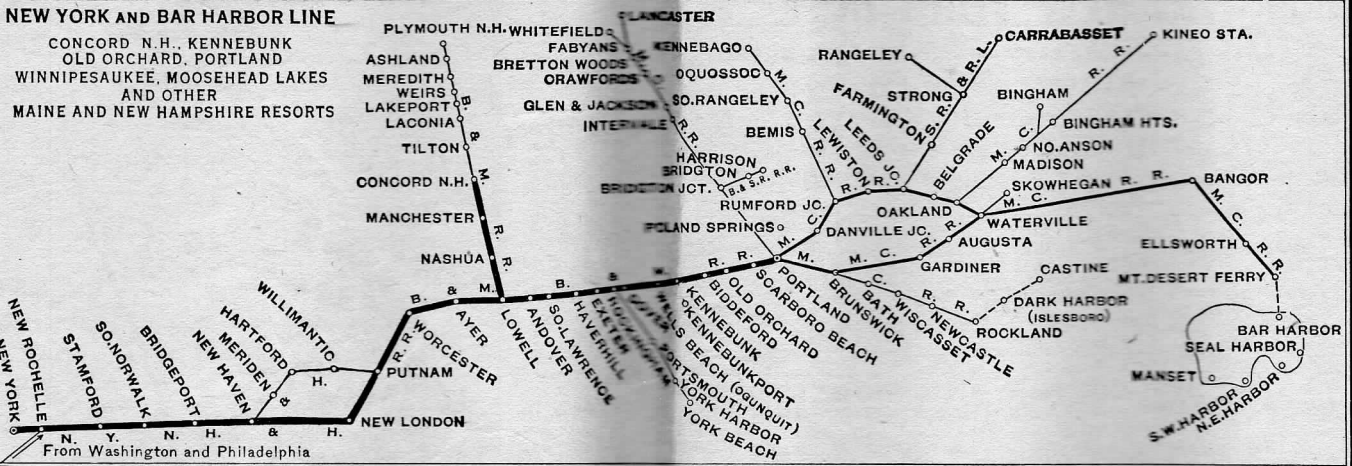
**REFERENCES**  
 \* Daily, † Daily except Sun., e Stops to leave, f Stops on signal, g Stops to take, || Meal station, j Stops beyond.  
 ‡ Sunday Lv. Boston 10.15 A.M. arr. Montreal 9.10 P.M.  
 § Stops to leave from Concord and beyond.  
 ¶ Stops to take for Bellows Falls and beyond.  
 \*\* Train goes no farther.

**TRAIN No. 5508. EQUIPMENT**  
 Coaches..... Burlington and Boston.



### NEW YORK AND BAR HARBOR LINE

CONCORD N.H., KENNEBUNK  
OLD ORCHARD, PORTLAND  
WINNIPESAUKEE, MOOSEHEAD LAKES  
AND OTHER  
MAINE AND NEW HAMPSHIRE RESORTS



## STATE OF MAINE EXPRESS NEW YORK AND PORTLAND, ME., AND CONCORD, N.H.

TABLE 4 Eastbound

Miles	Train Nos.	Daily	81
	STATIONS.		P.M.
0.0	NEW YORK (G.C. Term. N.Y. Lv		8.15
0.0	NEW YORK (125th Street " " "		8.25
33.1	Stamford. Conn.		8.58
55.6	Bridgeport. " " " " " " "		9.41
72.3	NEW HAVEN. " " " " " " "		10.13
123.1	New London. " " " " " " "		11.54
136.6	Norwich. " " " " " " "		11.25
169.4	Putnam. " " " " " " "		12.56
195.4	WORCESTER. Mass. Ar		1.45
0.0	WORCESTER. " " " " " " "		2.00
28.0	Ayer (Camp Devens) " " " " " " "		2.48
44.2	LOWELL. " " " " " " "		3.18
44.2	LOWELL. " " " " " " "		7.07
57.6	Nashua Un. Sta. N.H. Ar		7.23
74.3	Manchester. " " " " " " "		8.05
91.9	Concord. " " " " " " "		8.42
55.8	Andover. Mass. Lv		3.51
58.7	South Lawrence. " " " " " " "		3.56
66.0	Haverhill. " " " " " " "		4.14
83.5	Exeter. N.H. Ar		4.40
100.2	Dover. " " " " " " "		5.05
113.0	Wells Beach (Ogunquit) Me.		5.52
123.1	Kennebunk (Kennebunkport) "		6.08
132.2	Biddeford (T'nton St) Me.		
136.8	Old Orchard. " " " " " " "		
141.8	Scarboro Beach. " " " " " " "		
147.3	PORTLAND (U. Sta.) " " " " " " "		8.45
232.1	Rockland. " " " " " " "		10.20
316.8	Kineo Sta. " " " " " " "		11.45
228.0	Waterville. " " " " " " "		10.15
283.2	Bangor. " " " " " " "		11.59
325.6	Mt. Desert Ferry. " " " " " " "		15.55
	Bar Harbor (Stmr.) " " " " " " "		16.40

Westbound

Miles	Train Nos.	Daily	82
	STATIONS.		A.M.
	Bar Harbor (Stmr.) Lv		7.50
	Mt. Desert Ferry " " " " " " "		11.45
	Bangor. " " " " " " "		1.00
	Waterville. " " " " " " "		2.42
	Kineo Sta. " " " " " " "		7.45
	Rockland. " " " " " " "		12.15
	PORTLAND (U. Sta.) Lv		9.00
	Scarboro Beach. " " " " " " "		
	Old Orchard. " " " " " " "		9.32
	Biddeford (Thornton St) " " " " " " "		9.47
	Kennebunk. " " " " " " "		9.57
	Wells Beach (Ogunquit) " " " " " " "		10.31
	Dover. " " " " " " "		10.55
	Exeter. " " " " " " "		11.20
	Haverhill. " " " " " " "		11.35
	South Lawrence. " " " " " " "		
	Andover. " " " " " " "		
	Concord. " " " " " " "		8.00
	Manchester. " " " " " " "		8.27
	Nashua Union Station. " " " " " " "		8.55
	LOWELL. " " " " " " "		9.20
	LOWELL. " " " " " " "		12.10
	Ayer (Camp Devens) " " " " " " "		12.43
	WORCESTER. " " " " " " "		1.35
	WORCESTER. " " " " " " "		1.45
	Putnam. " " " " " " "		2.33
	Norwich. " " " " " " "		3.39
	New London. " " " " " " "		4.11
	NEW HAVEN. " " " " " " "		5.20
	Bridgeport. " " " " " " "		6.04
	Stamford. " " " " " " "		
	NEW YORK (125th Street " " " " " " "		6.15
	NEW YORK (G.C. Term. N.Y. Ar		7.26

#### REFERENCES

- † Daily except Sunday      † Meal station.  
 ‡ Stops to take for New London and beyond.  
 § Sunday leave Bangor 1.25 P.M., Waterville 3.10 P.M.  
 ¶ Stops to leave.  
 a Sundays arr. 9.39 A.M.      c Sundays arr. 11.20 A.M.  
 b Sundays leave at 2.40 P.M.      d Sundays leave at 2.40 P.M.  
 h Sundays arrive at 10.15 P.M.      h Sundays arrive at 10.15 P.M.  
 y Stops to take for New York and New Haven and beyond.  
 z No baggage handled at this station for this train.

#### EQUIPMENT

- TRAIN No. 81.**  
 Sleeping Car... New York to Portland. (May be occupied until 7.30 A.M.)  
 New York to Mt. Desert Ferry. (Tues. and Fri. only until Oct. 15, inc.)  
 New York to Plymouth (Ex. Sat. until Oct. 11, inc.) (Lv. Lowell 3.50 A.M., Ar. Plymouth 7.15 A.M.)  
 New York to Concord, N.H. (Ex. Sat.)  
 Coaches... New York to Portland.
- TRAIN No. 82.**  
 Sleeping Car... Portland to New York. (Placed for occupancy at 12.30 P.M.)  
 Mt. Desert Ferry to New York (Mon. and Thurs. only until Oct. 17, inc.)  
 Plymouth to New York. (Daily until Oct. 11, inc.)  
 New York to Plymouth (Daily until Oct. 11, inc.)  
 Concord, N.H. to New York (Ex. Sat.)  
 Portland to New York.

## CONCORD, N.H.

and

## NEW YORK

## Sleeping Cars

- Lv. CONCORD (Except Sat.) 8.00 p.m.  
 Lv. MANCHESTER (Except Sat.) 8.27 p.m.  
 Lv. NASHUA (Un. Sta.) Ex. Sat. 8.55 p.m.  
 Lv. LOWELL (Except Sun.) 12.10 a.m.  
 Car ready at Lowell at 10.00 p.m.  
 Arrive NEW YORK (Except Sun.) 7.26 a.m.

- Lv. NEW YORK (Except Sat.) 8.15 p.m.  
 Ar. LOWELL (Except Sun.) 3.18 a.m.  
 Car may be occupied at Lowell until 6.05 a.m.  
 Ar. NASHUA (Un. Sta.) (Ex. Sat.) 7.33 a.m.  
 Ar. MANCHESTER (Except Sun.) 8.05 a.m.  
 Ar. CONCORD (Except Sun.) 8.42 a.m.

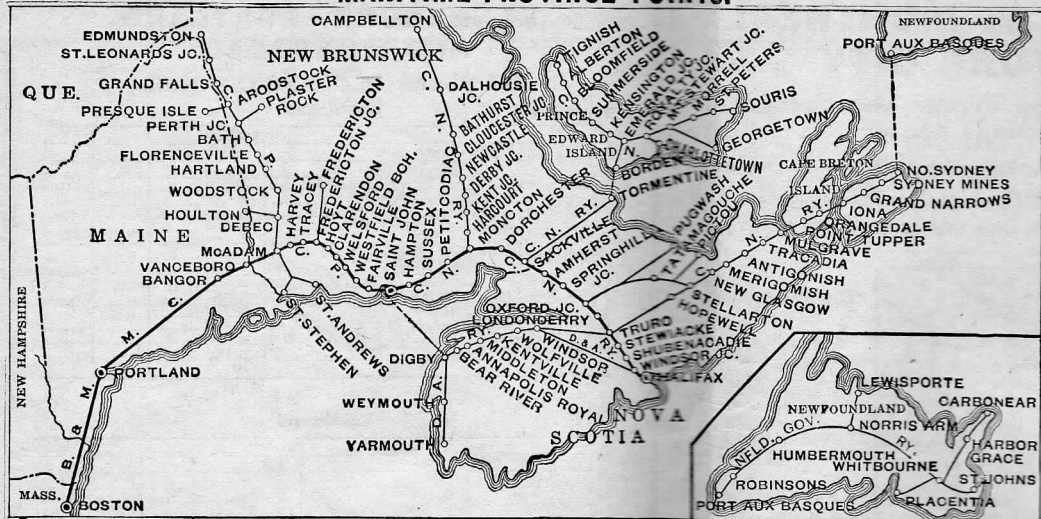
BOSTON AND MAINE RAILROAD







MARITIME PROVINCE POINTS.



SAINT JOHN—DIGBY  
YARMOUTH  
AND HALIFAX

TABLE 9  
Read Down

Ex. Fri. P.M.	STATIONS.	Ex Mon. A.M.
10.40	Lv BOSTON (No. Sta.) B&M Ar	7.00
12.00	Ar SAINT JOHN N.B. C.P. Ry. E Time Lv	16.00
17.15	Lv SAINT JOHN N.B. Ar	6.00
10.30	Ar Digby... N.S. Stmr Lv	12.45
12.15	Lv Digby... N.S. Ar	10.58
3.03	Ar Weymouth... N.S. Ar	10.00
4.50	Ar Yarmouth... N.S. Ar	17.55
11.20	Lv Digby... N.S. Ar	1.55
11.41	Ar Bear River... N.S. Ar	1.33
12.16	Ar Anna Polls Royal... N.S. Ar	1.01
12.27	Ar Middleton... N.S. Ar	11.59
12.37	Ar Kentville... N.S. Ar	10.47
3.07	Ar Wolfville... N.S. Ar	10.18
4.05	Ar Windsor... N.S. Ar	9.20
5.55	Ar HALIFAX... N.S. Ar	17.30
P.M.		A.M.

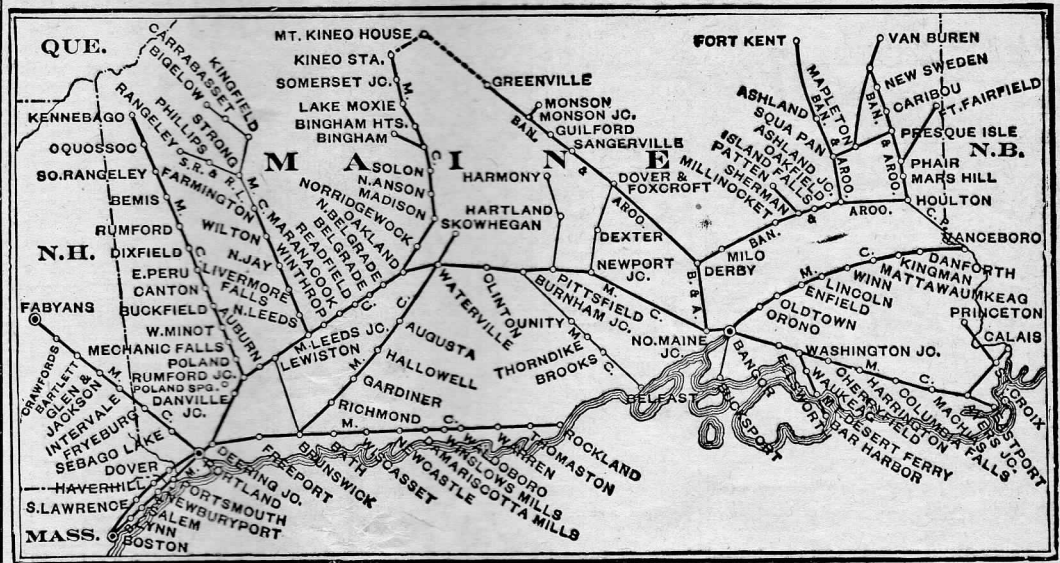
BOSTON—SAINT JOHN, N.B., & HALIFAX, N.S.

TABLE 8 Also FREDERICTON, N. B.

Read Down		Read Up	
Daily P.M.	Miles	Daily A.M.	Miles
257		128	
10.40	0.0		
11.57	11.6		
1.10	36.3		
1.39	56.9		
4:55	108.5		
5:22			
5:46			
6:30			
1.20			
8.45			
8.55			
9.10			
9.25			
9.56			
10.32			
10.40			
11.30			
1.20			
2.04			
2.15			
2.22			
2.45			
2.49			
2.54			
2.57			
3.07			
3.17			
3.22			
3.25			
3.29			
3.32			
3.37			
3.44			
3.49			
3.53			
3.57			
4.00			
4.05			
4.11			
4.14			
4.18			
4.22			
4.25			
4.28			
4.31			
4.34			
4.37			
4.40			
4.43			
4.46			
4.49			
4.52			
4.55			
4.58			
5.01			
5.04			
5.07			
5.10			
5.13			
5.16			
5.19			
5.22			
5.25			
5.28			
5.31			
5.34			
5.37			
5.40			
5.43			
5.46			
5.49			
5.52			
5.55			
5.58			
6.01			
6.04			
6.07			
6.10			
6.13			
6.16			
6.19			
6.22			
6.25			
6.28			
6.31			
6.34			
6.37			
6.40			
6.43			
6.46			
6.49			
6.52			
6.55			
6.58			
7.01			
7.04			
7.07			
7.10			
7.13			
7.16			
7.19			
7.22			
7.25			
7.28			
7.31			
7.34			
7.37			
7.40			
7.43			
7.46			
7.49			
7.52			
7.55			
7.58			
8.01			
8.04			
8.07			
8.10			
8.13			
8.16			
8.19			
8.22			
8.25			
8.28			
8.31			
8.34			
8.37			
8.40			
8.43			
8.46			
8.49			
8.52			
8.55			
8.58			
9.01			
9.04			
9.07			
9.10			
9.13			
9.16			
9.19			
9.22			
9.25			
9.28			
9.31			
9.34			
9.37			
9.40			
9.43			
9.46			
9.49			
9.52			
9.55			
9.58			
10.01			
10.04			
10.07			
10.10			
10.13			
10.16			
10.19			
10.22			
10.25			
10.28			
10.31			
10.34			
10.37			
10.40			
10.43			
10.46			
10.49			
10.52			
10.55			
10.58			
11.01			
11.04			
11.07			
11.10			
11.13			
11.16			
11.19			
11.22			
11.25			
11.28			
11.31			
11.34			
11.37			
11.40			
11.43			
11.46			
11.49			
11.52			
11.55			
11.58			
12.01			
12.04			
12.07			
12.10			
12.13			
12.16			
12.19			
12.22			
12.25			
12.28			
12.31			
12.34			
12.37			
12.40			
12.43			
12.46			
12.49			
12.52			
12.55			
12.58			
1.01			
1.04			
1.07			
1.10			
1.13			
1.16			
1.19			
1.22			
1.25			
1.28			
1.31			
1.34			
1.37			
1.40			
1.43			
1.46			
1.49			
1.52			
1.55			
1.58			
2.01			
2.04			
2.07			
2.10			
2.13			
2.16			
2.19			
2.22			
2.25			
2.28			
2.31			
2.34			
2.37			
2.40			
2.43			
2.46			
2.49			
2.52			
2.55			
2.58			
3.01			
3.04			
3.07			
3.10			
3.13			
3.16			
3.19			
3.22			
3.25			
3.28			
3.31			
3.34			
3.37			
3.40			
3.43			
3.46			
3.49			
3.52			
3.55			
3.58			
4.01			
4.04			
4.07			
4.10			
4.13			
4.16			
4.19			
4.22			
4.25			
4.28			
4.31			
4.34			
4.37			
4.40			
4.43			
4.46			
4.49			
4.52			
4.55			
4.58			
5.01			
5.04			
5.07			
5.10			
5.13			
5.16			
5.19			
5.22			
5.25			
5.28			
5.31			
5.34			
5.37			
5.40			
5.43			
5.46			
5.49			
5.52			
5.55			
5.58			
6.01			
6.04			
6.07			
6.10			
6.13			
6.16			
6.19			
6.22			
6.25			
6.28			
6.31			
6.34			
6.37			
6.40			
6.43			
6.46			
6.49			
6.52			
6.55			
6.58			
7.01			
7.04			
7.07			
7.10			
7.13			
7.16			
7.19			
7.22			
7.25			
7.28			
7.31			
7.34			



MAINE STATE POINTS.



BOSTON - BELFAST

TABLE 13 Eastbound

Miles	Train Nos. STATIONS.	Ex. Sun.	Ex. Sat.
0.0	BOSTON (No. Sta.) Lv	9.30	10.40
114.7	PORTLAND Me. Ar	11.45	11.10
0.0	PORTL'D, MCRR Lv	12.00	11.20
80.2	WATERVILLE Me. Ar	2.10	5.00
80.2	WATERVILLE " Lv	2.10	6.30
93.8	Burnham Jct. Me. Ar	2.35	7.06
93.8	Burnham Jct. " Lv	2.45	8.00
102.0	Unity " " Ar	3.05	8.20
105.5	Thorndike " M L	3.45	8.28
114.6	Brooks " RR "	3.41	8.46
126.9	Belfast " " Ar	3.55	9.10
		P.M.	A.M.

Westbound

Miles	Train Nos. STATIONS.	Ex. Sun.	Ex. Sun.
	Belfast " " Me. Lv	6.00	12.45
	Brooks " " B & M L	6.25	1.13
	Thorndike " " M L	6.43	1.36
	Burnham Jct. " " RR	6.49	1.50
	Burnham Jct. " " Ar	7.05	2.05
	Burnham Jct. " " MC Lv	7.55	2.15
	WATERVILLE " " Ar	8.18	2.42
	WATERVILLE " " Lv	8.25	2.42
	PORTLAND " " Ar	11.10	4.55
	PORTLAND " " Lv	11.30	5.15
	BOSTON (No. Sta.) Mass. Ar	2.30	7.30
		P.M.	P.M.

BOSTON AND LEWISTON, BATH AND ROCKLAND

TABLE 14

Miles	Train Nos. STATIONS.	Ex. Sun.	Ex. Sun.	Ex. Sun.	Ex. Sun.
0.0	BOSTON (No. Sta.) Mass Lv	2.20	9.30	1.15	
114.7	PORTLAND Me. Ar	6.05	11.45	4.00	
0.0	Portland " " R. Lv	7.05	11.55	4.15	
27.6	Brunswick " " R. Lv	8.05	12.35	5.09	
47.3	Lewiston " " R. Lv	9.00	5.05		
27.6	Brunswick " " Lv	8.09	12.39	5.22	
36.4	Bath " " Ar	8.29	12.59	5.39	
47.7	Wiscasset " " C. Ar	8.53	1.24	6.01	
54.7	Newcastle " " C. Ar	9.11	1.38	6.14	
56.6	Damariscotta Mills " " M. Ar	9.17		6.19	
64.5	Winslows Mills " " M. Ar	9.34		6.35	
66.2	Waldoboro " " Ar	9.40	1.59	6.40	
72.9	Warren " " Ar	9.54		6.55	
80.1	Thomaston " " Ar	10.10		7.08	
84.3	ROCKLAND " " Ar	10.20	2.35	7.17	
	Rockland (Stmr) Lv				
	Dark Harbor (Isleboro) Ar				
	Castine (Stmr) Ar				
		A.M.	P.M.	P.M.	

BOSTON AND CALAIS

TABLE 15 Read Down

Ex. Sat.	Ex. Sun.	Train Nos. STATIONS.	Ex. Mon.	Ex. Sun.
261	111		200	166
P.M.	A.M.	Miles	A.M.	P.M.
7.40	9.30	0.0 BOSTON (No. Sta.) Mass Ar	6.12	7.30
10.30	11.45	114.7 ARPORTLAND Me. Lv	3.15	5.15
10.50	12.00	0.0 Lv PORTLAND " " Ar	3.00	4.55
13.15	3.40	135.4 ARBANGOR " " Lv	10.50	1.00
4.00	4.05	135.4 ARBANGOR " " Lv	8.30	12.05
5.19	5.23	187.0 Ar Washington Jct. " " Lv	7.22	10.57
5.19	5.23	187.0 Lv Washington Jct. " " Ar	7.22	10.57
6.18	6.18	195.7 Ar Cherryfield " " Lv	6.22	9.57
6.26	6.38	201.5 " " H. Ar	6.07	9.42
6.45	6.53	208.4 " " Columbia Falls " " Ar	5.52	9.28
7.19	7.27	224.1 " " Machias " " Ar	5.20	8.57
8.29	8.30	252.8 Ar Ayers Jct. " " M. C. Lv	4.19	7.49
8.30	8.31	252.8 Lv Ayers Jct. " " Ar	4.00	7.35
9.25	9.15	268.5 Ar Eastport " " M. C. Lv	3.10	6.45
6.58	7.54	265.3 Ar St. Croix Jct. " " Ar	3.47	7.22
9.46		265.3 Lv St. Croix Jct. " " Ar	3.35	
11.00		283.0 Ar Princeton " " Ar	2.25	
9.05	9.06	268.9 Ar Calais " " Lv	13.30	7.10
			P.M.	A.M.

BOSTON AND BAR HARBOR

TABLE 16

Miles	Train Nos. STATIONS.	Ex. Sun.	Ex. Sat.	Ex. Sun.
0.0	BOSTON (No. Sta.) Lv	9.30	7.40	
114.7	PORTLAND Me. Ar	11.45	10.30	
0.0	PORTLAND " " R. Lv	12.00	10.50	
135.4	BANGOR " " R. Ar	3.40	13.15	
135.4	BANGOR " " C. Lv	4.15	7.00	
164.6	Ellsworth " " M. C. Ar	5.22	8.06	
187.0	Washington Jct. " " M. C. Ar	5.27	8.11	
175.3	Waukeag " " S. W. Ar	5.43	8.39	
177.8	Mt. Desert Ferry " " S. W. Ar	5.55	8.40	
	Mt. Desert Ferry " " M. C. Lv	6.00	8.50	
	Sorrento " " M. C. Ar	9.05	9.05	
	BAR HARBOR " " Ar	6.40	9.40	
	BAR HARBOR " " Lv		1.30	
	Seal Harbor " " Ar		2.15	
	N. E. Harbor " " Ar		2.30	
	S. W. Harbor " " Ar		2.45	
	Manset " " Ar		2.50	
		P.M.	A.M.	P.M.

BOSTON - HARMONY

TABLE 17 Eastbound

Miles	Train Nos. STATIONS.	Ex. Sun.	Ex. Sat.
0.0	BOSTON (No. Sta.) Lv	9.30	7.40
114.7	PORTLAND Me. Ar	11.45	10.30
0.0	PORTLAND " RR Lv	12.00	10.50
100.9	Pittsfield " " Ar	2.47	11.33
100.9	Pittsfield " " Lv	3.00	9.00
109.0	Hartland " " Ar	3.20	9.45
118.4	Harmony " " Ar	3.40	10.15
		P.M.	A.M.

Westbound

Miles	Train Nos. STATIONS.	Ex. Sun.	Ex. Sun.
	Harmony " " Me. Ar	6.35	11.50
	Hartland " " " Ar	6.57	12.50
	Pittsfield " " " Ar	7.15	1.50
	Pittsfield " " " Lv	7.40	2.02
	PORTLAND " " M. C. Ar	11.10	4.55
	PORTLAND " " " Lv	11.30	5.15
	BOSTON (No. Sta.) Mass. Ar	2.30	7.30
		P.M.	P.M.

REFERENCES

† Daily except Sunday.  
‡ Daily except Monday.

∫ Stops on signal.  
— Train goes no farther.

FOR EQUIPMENT SEE PAGES 12, 13, 14 AND 15.



# BOSTON AND WATERVILLE, SKOWHEGAN, BANGOR AND VANCEBORO

**TABLE 18**

		Eastbound													
		Ex. Sun	Ex. Sun	Ex. Sun	Ex. Sun	Ex. Sun	Ex. Sun	Ex. Sun	Sun	Ex. Sun	Ex. Sun	Ex. Sat	Sat	Daily	
		101	101	101	101	111	111	111	1005	121	237	237	261	257	
		A.M.	A.M.	A.M.	A.M.	A.M.	A.M.	A.M.	A.M.	P.M.	P.M.	P.M.	P.M.	P.M.	
Miles	<b>STATIONS.</b>														
0.0	BOSTON (No.Sta.) Lv	2.20	2.20	2.20	2.20	9.30	9.30	9.30	9.00	1.15	4.30	7.40	7.40	10.40	
114.7	PORTLAND Me. Ar	6.05	6.05	6.05	6.05	11.45	11.45	11.45	11.55	4.30	6.50	10.30	10.30	1.10	
0.0	PORTLAND Lv	7.00	7.05	7.35	8.15	11.55	12.00	12.05	12.20	4.15	6.55	7.00	10.50	1.20	
2.6	Deering Jct. Ar	7.15	7.15	7.15	7.15	12.05	12.10	12.15	12.30	4.30	7.10	7.10	10.50		
19.1	Freepoint R. R. Ar	7.50	7.50	8.20	8.20	12.35	12.45	12.55	13.10	4.45	7.25	7.25	11.00		
43.1	Richmond R. R. Ar	8.05	8.05	8.55	8.55	12.35	12.45	12.55	13.10	4.45	7.25	7.25	11.00		
45.5	Gardiner R. R. Ar	8.16	8.16	9.16	9.16	12.35	12.45	12.55	13.10	4.45	7.25	7.25	11.00		
58.8	Hallowell R. R. Ar	9.25	9.25	9.25	9.25	12.35	12.45	12.55	13.10	4.45	7.25	7.25	11.00		
60.9	Augusta R. R. Ar	9.36	9.36	9.36	9.36	12.35	12.45	12.55	13.10	4.45	7.25	7.25	11.00		
80.2	Waterville Ar	10.10	10.10	10.10	10.10	12.35	12.45	12.55	13.10	4.45	7.25	7.25	11.00		
29.2	Danville Jct. (Pol. Spg.) Ar	8.02	8.02	8.02	8.02	12.35	12.45	12.55	13.10	4.45	7.25	7.25	11.00		
31.4	Rumford Jct. Ar	8.13	8.13	8.13	8.13	12.35	12.45	12.55	13.10	4.45	7.25	7.25	11.00		
34.7	Auburn Me. Ar	8.22	8.22	8.22	8.22	12.35	12.45	12.55	13.10	4.45	7.25	7.25	11.00		
35.5	Lewiston (Upper) Ar	8.35	8.35	8.35	8.35	12.35	12.45	12.55	13.10	4.45	7.25	7.25	11.00		
46.1	Leeds Jct. Ar	8.52	8.52	8.52	8.52	12.35	12.45	12.55	13.10	4.45	7.25	7.25	11.00		
55.1	Winthrop Central Ar	9.14	9.14	9.14	9.14	12.35	12.45	12.55	13.10	4.45	7.25	7.25	11.00		
58.3	Maranacook Central Ar	9.25	9.25	9.25	9.25	12.35	12.45	12.55	13.10	4.45	7.25	7.25	11.00		
60.8	Readfield Central Ar	9.31	9.31	9.31	9.31	12.35	12.45	12.55	13.10	4.45	7.25	7.25	11.00		
68.7	Belgrade Central Ar	9.43	9.43	9.43	9.43	12.35	12.45	12.55	13.10	4.45	7.25	7.25	11.00		
73.5	North Belgrade Central Ar	9.51	9.51	9.51	9.51	12.35	12.45	12.55	13.10	4.45	7.25	7.25	11.00		
77.7	Oakland Central Ar	10.05	10.05	10.05	10.05	12.35	12.45	12.55	13.10	4.45	7.25	7.25	11.00		
89.7	Waterville Ar	10.15	10.15	10.15	10.15	12.35	12.45	12.55	13.10	4.45	7.25	7.25	11.00		
93.7	Waterville Lv	10.23	10.23	10.23	10.23	12.35	12.45	12.55	13.10	4.45	7.25	7.25	11.00		
98.4	Skowhegan Ar	11.03	11.03	11.03	11.03	12.35	12.45	12.55	13.10	4.45	7.25	7.25	11.00		
80.2	Waterville Lv	10.18	10.18	10.18	10.18	12.35	12.45	12.55	13.10	4.45	7.25	7.25	11.00		
88.5	Clinton Ar	10.33	10.33	10.33	10.33	12.35	12.45	12.55	13.10	4.45	7.25	7.25	11.00		
93.8	Burnham Jct. Ar	10.42	10.42	10.42	10.42	12.35	12.45	12.55	13.10	4.45	7.25	7.25	11.00		
100.9	Pittsfield Ar	10.55	10.55	10.55	10.55	12.35	12.45	12.55	13.10	4.45	7.25	7.25	11.00		
107.9	Newport Jct. Ar	11.09	11.09	11.09	11.09	12.35	12.45	12.55	13.10	4.45	7.25	7.25	11.00		
129.7	Northern Me. Jct. Ar	11.49	11.49	11.49	11.49	12.35	12.45	12.55	13.10	4.45	7.25	7.25	11.00		
135.4	BANGOR Me. Ar	11.59	11.59	11.59	11.59	12.35	12.45	12.55	13.10	4.45	7.25	7.25	11.00		
135.4	BANGOR Lv	11.59	11.59	11.59	11.59	12.35	12.45	12.55	13.10	4.45	7.25	7.25	11.00		
143.5	Orono Ar	12.05	12.05	12.05	12.05	12.35	12.45	12.55	13.10	4.45	7.25	7.25	11.00		
147.6	Oldtown Ar	12.11	12.11	12.11	12.11	12.35	12.45	12.55	13.10	4.45	7.25	7.25	11.00		
170.5	Enfield Ar	12.25	12.25	12.25	12.25	12.35	12.45	12.55	13.10	4.45	7.25	7.25	11.00		
179.9	Lincoln Ar	12.35	12.35	12.35	12.35	12.35	12.45	12.55	13.10	4.45	7.25	7.25	11.00		
190.7	Winn Ar	12.40	12.40	12.40	12.40	12.35	12.45	12.55	13.10	4.45	7.25	7.25	11.00		
193.1	Mattawaumkeag Ar	12.47	12.47	12.47	12.47	12.35	12.45	12.55	13.10	4.45	7.25	7.25	11.00		
201.3	Kingman Ar	12.50	12.50	12.50	12.50	12.35	12.45	12.55	13.10	4.45	7.25	7.25	11.00		
223.1	Danforth Ar	12.55	12.55	12.55	12.55	12.35	12.45	12.55	13.10	4.45	7.25	7.25	11.00		
232.6	Forest Ar	12.58	12.58	12.58	12.58	12.35	12.45	12.55	13.10	4.45	7.25	7.25	11.00		
249.1	Vanceboro Ar	1.00	1.00	1.00	1.00	12.35	12.45	12.55	13.10	4.45	7.25	7.25	11.00		

*Through Sleeping Car*

## BOSTON and WATERVILLE

Leave BOSTON (Ex. Sun.) 2.20 A.M.  
Car ready for occupancy at Boston at 9.30 P.M.

Leave WATERVILLE 12.24 A.M. (Ex. Sun.)  
Car ready or occupancy at 9.00 P.M. and may be occupied at Boston until 7.30 A.M.

*Daily Except Sunday*

		Westbound													
		Daily	Daily	Ex. Sun	Ex. Sun	Ex. Sun	Ex. Sun	Ex. Sun	Sun	Ex. Sun	Ex. Sun	Ex. Sun	Sun	Ex. Sun	
		200	128	222	222	156	156	156	1024	168	166	166	166	1044	200
		P.M.	P.M.	A.M.	A.M.	A.M.	A.M.	A.M.	A.M.	P.M.	P.M.	P.M.	P.M.	P.M.	P.M.
Vanceboro Me. Lv	9.15														
Forest Me. Lv	9.42														
Danforth Me. Lv	9.58														
Kingman Me. Lv	10.32														
Mattawaumkeag Me. Lv															
Winn Me. Lv															
Lincoln Me. Lv	11.12														
Enfield Me. Lv															
Oldtown Me. Lv	12.03														
Orono Me. Lv	12.25														
BANGOR Me. Lv	10.50														
BANGOR Me. Lv	12.30														
No. Maine Jct. Me. Lv															
Newport Jct. Me. Lv	11.35														
Pittsfield Me. Lv	11.47														
Burnham Jct. Me. Lv															
Clinton Me. Lv	12.17														
Waterville Me. Lv	1.56														
Skowhegan Me. Lv															
Waterville Me. Lv															
Oakland Me. Lv															
North Belgrade Me. Lv															
Belgrade Me. Lv															
Readfield Me. Lv															
Maranacook Me. Lv															
Winthrop Me. Lv															
Leeds Jct. Me. Lv															
Lewiston (Upper) Me. Lv															
Auburn Me. Lv															
Rumford Jct. Me. Lv															
Danville Jct. (Pol. Spg.) Me. Lv															
Waterville Me. Lv	12.24	1.56	5.35	8.25	9.50										
Augusta Me. Lv	12.57	6.06	9.03	10.25	11.00										
Hallowell Me. Lv	1.02	6.10	9.09	10.30	11.00										
Gardiner Me. Lv	1.13	6.37	9.20	10.40	11.00										
Richmond Me. Lv		7.04	9.45	11.00	11.27										
Brunswick Me. Lv	2.10	7.18	10.15	10.29	11.27										
Freepoint Me. Lv			10.15	10.37	11.41										
Deering Jct. Me. Lv			10.15	10.37	11.41										
PORTLAND Me. Lv	3.00	4.10	7.50	7.55	11.10	11.17	11.20	12.15	3.20	4.55	5.00	5.05	5.30	6.35	9.45
PORTLAND Me. Lv	3.15	4.25	8.00	8.00	11.30	11.30	11.30	12.25	3.30	5.15	5.15	5.15	6.00	6.00	8.15
BOSTON (No.Sta.) Mass. Ar	6.12	7.00	10.20	10.20	2.30	2.30	2.30	3.25	6.39	7.30	7.30	7.30	9.00	9.00	16.12

## BOSTON AND KINEO STA. TABLE 19 Eastbound

		Ex. Sun	Ex. Sun
		101	111
		A.M.	A.M.
Miles	<b>STATIONS.</b>		
0.0	BOSTON (No.Sta.) Lv	2.20	9.30
114.7	PORTLAND Me. Ar	6.05	11.45
0.0	PORTLAND Lv	7.00	12.05
77.7	Oakland Ar	10.05	3.02
77.7	Oakland Lv	10.07	3.15
90.7	Norridge Jct. Ar	10.31	3.39
98.8	M. Adams Ar	10.49	3.56
102.9	North Anson Ar	11.00	4.09
111.5	Sidon Ar	11.19	4.29
118.7	Bingham Ar	11.37	4.45
118.9	Bingham Hts. Ar		
142.9	Lake Umbagog Ar	12.44	
162.9	Somerset Jct. Ar	1.30	
169.0	Kineo Sta. Ar	1.45	



# BOSTON AND BANGOR & AROOSTOOK R. R.

**TABLE 20 VIA NORTHERN MAINE JCT. Read Down Read Up**

Ex. Sat	Ex. Sat	Ex. Sun	Ex. Sun	Train Nos.	Ex. Sun	Ex. Sun	Ex. Sun	Ex. Sun
257	261	111	111	STATIONS.	200	200	166	166
P.M.	A.M.	A.M.	A.M.	Miles	A.M.	A.M.	P.M.	P.M.
10.40	9.30	11.45	11.45	LV BOSTON (No. Sta.) Ar	6.12	6.12	7.30	7.30
11.10	10.30	11.45	11.45	Ar PORTLAND Me. Lv	5.15	5.15	5.15	5.15
11.20	10.50	12.00	12.00	Ar PORTLAND "M.C. Ar	3.00	3.00	4.55	4.55
5.00	3.40	4.07	4.07	Ar Northern Me. Jct. R.R. Lv	10.50	10.50	1.15	1.15
7.00	3.55	3.55	3.55	Ar BANGOR " " Lv	6.30	6.30	10.30	10.30
7.12	4.07	4.07	4.07	Ar BANGOR " " Ar	6.18	6.18	10.18	10.18
7.15	4.10			Ar Northern Me. Jct. Ar	6.16		1.05	
8.58	6.15			Ar Dover-Foxcroft Lv	4.38		10.50	
9.11	6.45			Ar Northern Me. Jct. Lv	4.24		10.05	
9.16	7.15			Ar Sanferville Me. & A. Lv	4.19		9.50	
9.33	7.50			Ar Monson Jct. " B. & A. Lv	4.02		9.10	
9.33				Ar Monson Jct. " Mon. Ar	3.40			
10.02				Ar Monson " R. R. Lv	3.10			
10.20	9.10			Ar Greenville " B. & A. Lv	3.15		7.55	
10.30				Ar Greenville Jct. Stm. Ar				
12.25				Ar Kineo Sta. " Lv				
3.10	4.10			Ar Northern Me. Jct. Ar	110.15		1.05	
4.17	4.17			Ar Milo " Me. Lv	9.00		12.03	
5.30	6.30			Ar Millinocket " R. Lv	8.00		10.58	
6.28	7.13			Ar Sherman " R. R. Lv	7.13		10.07	
	7.20			Ar Sherman " " Ar	7.00		9.55	
	7.40			Ar Patten " " Ar	6.40		9.35	
6.52	7.38			Ar Island Falls " " Lv	6.54		9.48	
7.10	7.55			Ar Oakfield " " Lv	6.35		9.30	
7.30	248.9			Ar Oakfield " " Ar	6.18		6.18	
9.10	292.1			Ar Ashland " " Ar	4.08		4.38	
11.05	344.2			Ar Fort Kent " " Ar	2.45		2.45	
7.46	8.28			Ar HOULTON " " Lv	5.57		9.00	
8.53	9.32			Ar Hills Hill " " Lv	4.54		8.03	
9.13	9.55			Ar Bangor & Aroostook Ar	4.34		7.43	
9.30	10.00			Ar Phair " " Lv	4.19		7.40	
10.05	10.25			Ar Fort Fairfield " " Ar	3.45		7.10	
8.30	10.08			Ar Presque Isle " " Lv	4.18		7.32	
10.04	10.34			Ar Caribou " " Lv	3.49		7.06	
10.22	10.55			Ar New Sweden " " Lv	3.28		6.48	
11.15	11.40			Ar VAN BUREN " " Lv	1.40		6.05	
P.M.	A.M.	P.M.	P.M.		P.M.	P.M.	A.M.	A.M.

**TABLE 22 VIA DOVER-FOXCROFT Read Down Read Up**

Ex. Sun	Ex. Sat	Train Nos.	Ex. Sun	Ex. Sun
111	257	STATIONS.	156	166
A.M.	P.M.	Miles	P.M.	P.M.
9.30	10.40	LV BOSTON (No. Sta.) Mass. Ar	2.30	7.30
11.45	11.10	Ar PORTLAND Me. Lv	11.30	5.15
12.00	11.20	Ar PORTLAND "M.C. Ar	11.10	4.55
	8.02	Ar Waterville " " Ar	8.25	2.42
	6.30	Ar Waterville " " Lv	8.18	2.42
3.00	7.50	Ar Newport Jct. " R.R. Lv	7.26	1.49
3.40	7.50	Ar Newport Jct. " " Ar	7.15	1.35
4.12	8.22	Ar Dexter " " Ar	6.09	12.59
4.45	8.55	Ar Dover-Foxcroft " " Lv	6.38	12.25
6.15	8.58	Ar Dover-Foxcroft " B. & A. Ar		
6.45	9.11	Ar Sangerville " " R.R. Ar		
7.15	9.16	Ar Gullford " " Ar		
7.50	9.33	Ar Monson Jct. " " Lv		
	9.33	Ar Monson Jct. " Mon. Ar		
	10.02	Ar Monson " R. R. Lv		
	10.20	Ar Greenville " B. & A. Lv		
P.M.	A.M.		P.M.	P.M.

# BOSTON-FABYAN'S AND LANCASTER

**TABLE 25 Read Down VIA PORTLAND. Read Up**

Ex. Sun	Ex. Sun	Train Nos.	Ex. Sun	Ex. Sun
121	101	STATIONS.	156	200
P.M.	A.M.	Miles	P.M.	A.M.
1.15	2.20	LV BOSTON (No. Sta.) Ar	2.30	6.12
4.00	6.05	Ar PORTLAND Me. Lv	11.30	3.15
168	154	Train Nos.	151	163
5.10	9.45	Ar PORTLAND " Me. Ar	9.00	7.10
5.15	9.50	Ar Woodford " " Ar	8.50	7.06
5.20	9.54	Ar Deering Jct. " " Ar	8.45	7.02
5.39	10.05	Ar Cumberland Mills " " Ar	8.41	6.55
5.39	10.15	Ar So. Windham " " Ar	8.27	6.41
5.46	10.22	Ar White Rock " " Ar	8.20	6.34
5.53	10.29	Ar Sebago Lake " " Ar	8.15	6.29
6.00	10.36	Ar Richville " " Ar	7.96	6.20
6.09	10.43	Ar Steep Falls " " Ar	7.59	6.14
6.19	10.47	Ar Mattocks " R. R. Ar	7.55	6.10
6.29	10.57	Ar Cornish " " Ar	7.44	6.00
6.33	11.00	Ar West Baldwin " " Ar	7.39	5.53
6.38	11.07	Ar Bridgton Jct. " " Ar	7.34	5.48
6.41	11.11	Ar Hiram " " Ar	7.30	5.44
6.41	11.21	Ar Brownfield " M.C. Ar	7.19	5.34
6.43	11.34	Ar Fryeburg " " Ar	7.09	5.24
6.43	11.42	Ar Conway Ctr. N. H. Ar	7.00	5.14
6.43	11.53	Ar North Conway " " Ar	6.49	5.04
6.43	11.57	Ar Intervale " " Lv	6.45	5.00
7.24	12.04	Ar Glen and Jackson " " Lv	6.39	4.54
7.40	12.14	Ar Bartlett " " Lv	6.30	4.45
	1.04	Ar Crawfords " " Lv		4.06
	1.15	Ar BRETTON W'DS " " Lv		3.52
	2.16	Ar FABYAN'S " " Lv		3.02
	11.8	Ar LANCASTER " " Lv		2.02
P.M.	P.M.		A.M.	P.M.

# BOSTON AND CARRABASSET RANGELEY

**TABLE 21**

Miles	Train Nos.	Ex. Sun	Ex. Sun	Train Nos.	Ex. Sun	Ex. Sun	Ex. Sun
	STATIONS.	101	111	STATIONS.	156	166	1044
		A.M.	A.M.		A.M.	P.M.	P.M.
0.0	BOSTON (No. Sta.) Lv	2.20	9.30	Rangely " Me. Lv	5.10	4.00	.....
114.7	PORTLAND Me. Ar	6.05	11.45	Phillips " " Ar	12.45	12.45	.....
0.0	PORTLAND " Lv	8.15	12.05	Strong " L.R.R. Ar	12.00	12.00	.....
46.1	Leeds Jct. " R. R. Ar	9.41	2.00	Carrabasset " " Ar	11.35	11.35	.....
46.1	Leeds Jct. " " Lv	9.50	2.06	Kingfield " " Ar	11.35	11.35	.....
56.2	North Leeds " " Lv	10.14	2.36	Kingfield " " Ar	12.25	12.25	.....
66.3	Livern'rs Falls " " Ar	10.44	3.01	Strong " " Ar	12.40	12.40	.....
71.9	North Jay " " Ar	10.58	3.16	Farlington " S.R. Ar	1.10	1.10	.....
75.5	Wilton " " Ar	11.09	3.25	Farlington " " Lv	7.15	1.50	2.40
82.7	Farlington " " Ar	11.30	3.45	Wilton " " Lv	7.34	2.10	2.07
82.7	Farlington " R.R. Ar	12.00	3.55	North Jay " " Ar	7.42	2.18	2.04
93.8	Strong " " Ar	12.35	4.25	Livern'rs Falls " " Ar	7.56	2.35	3.20
93.8	Strong " " Lv	12.45	4.35	North Leeds " " Ar	8.17	2.55	3.40
108.4	Kingfield " " Ar	1.55	5.20	Leeds Jct. " " Ar	8.40	3.18	4.00
108.4	Kingfield " " Lv	1.55	5.20	Leeds Jct. " " Lv	8.52	3.23	4.03
117.9	Carrabasset " " Ar	2.30	10.15	PORTLAND " M.C.R.R. Ar	11.20	5.05	5.30
93.8	Strong " " Ar	12.35	4.25	PORTLAND " " Lv	11.30	5.15	6.00
100.8	Phillips " S.R. Ar	1.05	4.50	PORTLAND " " Ar	2.30	7.30	9.00
129.4	Rangely " " Ar	2.45	6.20	BOSTON (No. Sta.) Ar	2.30	7.30	9.00
		P.M.	P.M.		P.M.	P.M.	P.M.

# BOSTON AND KENNEBAGO

**TABLE 23**

Miles	Train Nos.	Ex. Sun	Ex. Sun	Train Nos.	Ex. Sun	Ex. Sun
	STATIONS.	101	111	STATIONS.	156	166
		A.M.	A.M.		A.M.	P.M.
0.0	B'TON (No. Sta.) Lv	2.20	9.30	Kennebagos " M. Me. Lv	6.25	.....
114.7	PORTLAND Me. Ar	6.05	11.45	Rangely (Stm) " " Lv	.....	.....
0.0	PORTLAND " Lv	7.00	12.05	Mingo Spgs (Stm) " " Ar	.....	.....
3.4	Rumford Jct. " Ar	8.13	1.19	So. Rangely " " Lv	.....	.....
31.4	Rumford Jct. " Lv	8.14	1.21	Bemis " " Ar	6.47	.....
39.3	Poland " " Ar	8.29	1.40	Rumford " R. R. Ar	8.08	2.10
43.0	Mechanic Falls " " Ar	8.39	1.50	Dixfield " " Ar	8.18	2.20
47.5	West Minot " " Ar	8.47	1.58	East Peru " " Ar	8.46	2.44
56.1	Buckfield " " Ar	9.08	2.18	Canton " R. R. Ar	9.13	3.06
68.0	Canton " " Ar	9.32	2.44	West Minot " C Ar	9.31	3.21
74.3	East Peru " " Ar	9.53	2.53	Mechanic Falls " " Ar	9.40	3.30
79.5	Dixfield " " Ar	10.02	3.18	Poland " " Ar	9.49	3.39
84.1	Rumford " " Ar	10.02	3.28	Rumford Jct. " " Ar	10.07	3.54
110.6	Bemis " M. C. R. R. Ar	10.02	3.28	Rumford Jct. " " Lv	10.24	4.07
117.4	So. Rangely " " Ar	10.02	3.28	PORTLAND " M. Ar	11.20	5.05
119.9	Mingo Spgs (Stm) Ar	.....	.....	PORTLAND " " Lv	11.30	5.15
130.8	Kennebagos " " Ar	.....	.....	BOSTON (No. Sta.) Ar	2.30	7.30
		A.M.	P.M.		P.M.	P.M.

# BOSTON AND BUCKSPORT

**TABLE 24**

Miles	Train Nos.	Ex. Sat	Ex. Sun	Train Nos.	Ex. Sun	Ex. Sun
	STATIONS.	257	111	STATIONS.	200	166
		P.M.	A.M.		P.M.	A.M.
0.0	BOSTON (No. Sta.) Lv	10.40	9.30	Buckspport " Me. Lv	5.00	11.20
114.7	PORTLAND Me. Ar	11.10	11.45	Buckspport Ctr " " Ar	5.11	11.38
0.0	PORTLAND " Lv	11.20	12.00	So. Orrington " " Ar	5.21	11.53
135.4	BANGOR " " Ar	5.90	3.40	Orrington " " Ar	5.27	12.05
135.4	BANGOR " " Lv	7.05	2.50	So. Brewer " M.C.R.R. Ar	5.38	12.17
135.4	BANGOR " " Ar	7.20	3.01	BANGOR " M.C.R. Ar	5.50	12.35
142.2	Orrington " " Ar	7.35	4.10	BANGOR " " Lv	10.50	1.00
144.3	So. Orrington " " Ar	7.44	4.16	PORTLAND " " Ar	13.00	4.55
149.6	Buckspport Ctr. " " Ar	8.01	4.28	PORTLAND " " Lv	13.15	5.15
154.7	Buckspport " " Ar	8.20	4.48	BOSTON (No. Sta.) Ar	16.12	7.30
		P.M.	P.M.		A.M.	P.M.

## REFERENCES

- † Daily except Sunday.
- ‡ Daily except Monday.
- § Stops on signal
- ¶ Will not run between Phillips and Rangely after October 12.
- Trains goes no farther.

(For Equipment see pages 12, 13, 14 and 15.)

# Time Tables

This general folder contains complete local and through schedules.

Leaflets, or sectional time tables, of a more convenient pocket size, are available for local travelers.



# THE PINE TREE LIMITED

## BOSTON—PORTLAND BANGOR

Daily Except Sunday

Leave BOSTON	- - - -	4.30 P. M.
" Portsmouth	- - - -	5.40 P. M.
Arrive PORTLAND	- - - -	6.50 P. M.
" Augusta	- - - -	8.41 P. M.
" Waterville	- - - -	9.15 P. M.
" BANGOR	- - - -	10.40 P. M.

Leave WATERTVILLE	- - - -	5.35 A. M.
" Augusta	- - - -	6.06 A. M.
" PORTLAND	- - - -	8.00 A. M.
" Portsmouth	- - - -	9.11 A. M.
Arrive BOSTON	- - - -	10.20 A. M.

Boston and Maine Railroad  
in connection with  
Maine Central Railroad

### Massachusetts



Tercentenary  
in New England

## Getting Ready Now! 1930 Celebration.....

300th Anniversary of the Founding  
of the Massachusetts Bay Colony

THE PRINCIPLES PLANTED HERE BY THE PURITANS IN  
1630 ROOTED FREE GOVERNMENT ON THIS CONTINENT.  
THEN AND THERE THE EXISTENCE AND CHARACTER OF  
THE FUTURE UNITED STATES WERE ASSURED

State-wide, all-New England program of national  
significance and attraction. Historic, cultural, distinc-  
tive, stimulating celebration on new lines.  
Pageantry, amusements, sports, popular enjoy-  
ment. Not a world's fair. Display in 50 centers of  
interest of the industry and thrift of 300 years.  
The entire year dedicated to the Tercentenary,  
with a special season from June to October of 1930.

BULLETIN NUMBER SIX AND NUMBER SEVEN  
and other information sent by request to

Massachusetts Bay Tercentenary, Inc.  
Boston

## BOSTON TO PORTLAND. VIA PORTSMOUTH.

BOSTON TO PORTLAND VIA DOVER, SEE TABLE 27.  
BOSTON TO PORTSMOUTH, SEE ALSO TABLE 32.

TABLE 26 (For return service see page 14) WEEK-DAYS SUNDAYS

Miles	STATIONS	Train Nos.	WEEK-DAYS						SUNDAYS			
			207 A.M.	2907 A.M.	2917 P.M.	237 P.M.	261 P.M.	257 P.M.	2951 A.M.	2011 A.M.	261 P.M.	257 P.M.
0.0	BOSTON (No. Sta. Mass.)	Lv	7.50	9.00	12.30	4.30	7.40	10.40	8.30	11.00	7.40	10.40
4.6	Chelsea	Lv										
11.6	LYNN	Ar Lv	8.09	9.19	12.49		7.59		8.49	11.19	7.59	
12.8	Swampscott	Lv								11.22		
16.3	SALEM	Ar Lv	8.19	9.29	12.59		8.08		8.58	11.29	8.08	
18.3	Beverly	Lv	8.25	9.34	1.04				9.03	11.34		
20.8	North Beverly	Lv	8.30						9.11	11.41		
22.7	Hamilton and Washburn	Lv	8.35	9.41	1.12				9.19	11.49		
27.8	Ipswich	Lv	8.45	9.49	1.20					11.55		
31.1	Rowley	Lv	8.51									
37.3	NEWBURYPORT	Ar Lv	9.03	10.03	1.37		8.39		9.33	12.05	8.39	
39.3	SALISBURY	Lv	9.07							12.09		
41.5	Atlantic	Lv	9.10							12.12		
42.7	Seabrook	Lv	9.14									
44.4	Hampton Falls	Lv										
46.8	Hampton (Hampton Falls)	Lv	9.22	10.16	1.50				9.48	12.19		
48.7	No. Hampton (Rye Beach)	Lv	9.23		1.54				9.53	12.24		
51.4	Breakfast Hill	Lv	9.41	10.31	2.06	5.37	9.04	11.54	10.04	12.36	9.04	11.54
56.9	PORTSMOUTH	Ar Lv	9.45	10.36	2.08	5.40	9.08	11.57	10.07	12.45	9.08	11.57
57.7	Kittery Jet.	Lv		10.40								
63.2	Eliot	Lv		10.19								
67.5	Jewett	Lv										
67.9	DOVER	Ar Lv	10.11		2.50				10.33	1.09		
74.7	No. Berwick	Lv	10.15		3.06				10.40	1.25		
82.0	Wells Beach (Orange)	Lv	10.48						10.56	1.36		
87.1	Kennebunk	Lv	10.54		3.24					1.46		
96.2	Biddeford	Lv	11.08		3.39		10.03			1.55	10.03	
96.7	Saco	Lv										
100.8	Old Orchard	Lv	11.16							3.46		
103.2	Pine Point	Lv										
105.8	Seabrook Beach	Lv										
111.8	PORTLAND	Ar	11.35		4.02	6.50	10.30	1.10	11.55	4.05	10.30	1.10

TRAIN No. 237.

### PINE TREE LIMITED

Parlor Car... Boston to Portland.  
Boston to Waterville via Augusta.  
Boston to Bangor via Augusta.  
Dining Car... Boston to Portland.  
Coaches... Boston to Bangor via Augusta.

TRAIN No. 261.

Sleeping Car... Boston to Van Buren, except Sat., via  
Augusta.  
(Broker Eastern Boston to Calais via  
Augusta, except Saturday.)  
Boston to Mt. Desert Ferry via Augusta.  
(Until Oct. 4, 1930.)  
Parlor Car... Boston to Portland (Ex. Sunday.)  
Dining Club Car... Millbrook to Fair (Ex. Sunday.)  
Coaches... Boston to Bangor via Augusta.

### EQUIPMENT

TRAIN No. 257.

### THE GULL

Sleeping Cars ready for occupancy at 9.00 P. M.  
Boston to Saint John via Danville Jct.  
Boston to Halifax via Danville Jct.  
(Club Compartment) Boston to Mon-  
cton. (Buffet Service) Portland to  
Vanboro via Danville Jct.  
Boston to Bangor via Danville Jct.  
Truro to Sydney.  
Parlor Car... (Cafe) Saint John to Moncton.  
Dining Car... Mattawamkeag to Saint John.  
Moncton to Halifax.  
Coaches... Boston to Saint John, via Danville Jct.  
Moncton to Halifax.

### REFERENCES

! Meal station.  
o Stops to take for Portsmouth and east.  
/ Stops on signal.  
v Stops to take.

### THROUGH TRAINS

#### Boston to Portland

WEEK-DAYS

Lv. Boston	Ar. Portland	Via
2.20 a.m.	6.45 a.m.	DOVER
5.45 "	10.15 "	DOVER
8.40 "	11.35 "	DOVER
9.30 "	11.45 "	FLYING YANKEE DOVER
1.15 p.m.	4.42 p.m.	DOVER
4.30 "	6.50 "	PINE TREE LTD. PORTSMOUTH
4.55 "	8.00 "	DOVER
7.40 "	10.30 "	PORTSMOUTH THE GULL
10.40 "	1.18 a.m.	PORTSMOUTH

SUNDAYS

Lv. Boston	Ar. Portland	Via
9.00 a.m.	11.55 a.m.	DOVER
1.15 p.m.	4.45 p.m.	DOVER
6.00 "	9.00 "	DOVER
7.40 "	10.30 "	PORTSMOUTH THE GULL
10.40 "	1.18 a.m.	PORTSMOUTH

#### Portland to Boston

WEEK-DAYS

Lv. Portland	Ar. Boston	Via
3.15 a.m.	6.12 a.m.	PORTSMOUTH THE GULL
4.25 "	7.00 "	DOVER
7.00 "	10.17 "	DOVER
8.00 "	10.20 "	PINE TREE LTD. PORTSMOUTH
11.30 "	2.30 p.m.	DOVER
3.30 p.m.	6.38 "	DOVER
5.15 "	7.30 "	FLYING YANKEE DOVER
5.30 "	8.38 "	PORTSMOUTH

SUNDAYS

Lv. Portland	Ar. Boston	Via
3.15 a.m.	6.12 a.m.	PORTSMOUTH THE GULL
4.25 "	7.00 "	DOVER
9.00 "	12.00 noon	DOVER
12.25 p.m.	3.25 p.m.	DOVER
3.30 "	6.38 "	DOVER
6.00 "	9.00 "	DOVER







Quickest Way  
to Maine

THE **FLYING  
YANKEE**

A NON-STOP TRAIN  
BETWEEN

**BOSTON and  
PORTLAND**

SCHEDULE

Daily Except Sunday

Leave BOSTON . . . 9.30 A.M.

Arrive PORTLAND 11.45 A.M.

Leave PORTLAND 5.15 P.M.

Arrive BOSTON . . . 7.30 P.M.

Fastest Train in New England

2 hours and 15 minutes  
in each direction

All Steel Coaches  
and Parlor Cars  
Dining Car to Boston

**BOSTON and MAINE  
RAILROAD**

**BOSTON and  
PORTLAND**

*Sleeping Car*

Daily Except Sunday  
in both directions

Leave BOSTON . . . 2.20 A.M.

Arrive PORTLAND 6.05 A.M.

Leave PORTLAND 3.15 A.M.

Arrive BOSTON . . . 6.12 A.M.

Car ready for occupancy in  
Boston and Portland at 9.30 p.m.

May be occupied in  
Boston and Portland until  
7.30 a. m.

**PORTLAND TO BOSTON  
VIA PORTSMOUTH.**

PORTLAND TO BOSTON VIA DOVER SEE TABLE 27.  
PORTSMOUTH TO BOSTON, SEE ALSO TABLE 32.

TABLE 26 (For return service see page 12)

Train Nos. STATIONS.	WEEK-DAYS						SUNDAYS		
	200 A.M.	218 A.M.	222 A.M.	2916 A.M.	238 A.M.	246 P.M.	250 P.M.	200 A.M.	2956 P.M.
PORTLAND (Me. St.)	3.15	4.25	8.00	7.00	11.30		5.30	3.15	6.00
Scarboro Beach				7.11					
Pine Point				7.17					
Old Orchard				7.23					
Saco				7.30					
Biddeford	3.41			7.33	11.56		5.54	4.41	6.27
Kennebunk				7.51	12.11		6.09		6.42
Wells Beach (Ogunquit)				8.00					6.35
NO. BERWICK (Me.)				8.13			6.30		7.03
DOVER (N.H. Ar)		5.26			12.32				7.19
DOVER (N.H. Lv)		6.23			12.47				7.25
Jewett (Me. Ar)					12.53	4.23			
Jewett (Me. Lv)									
PORTSMOUTH (N.H. Ar)	4.37	6.54	9.08	10.12	1.18	4.50	6.56	4.37	7.50
PORTSMOUTH (N.H. Lv)	4.40	7.41	9.11	10.17	1.21	4.55	7.04	4.40	7.55
Breakfast Hill						5.05			
No. Hampton (Rye Beach)				10.30		5.10			8.07
Hampton (Hampton Beach)				10.35		5.16	7.19		8.12
Hampton Falls (N.H.)						5.23			8.18
Seabrook		8.02		10.42	1.40	5.23			8.18
Atlantis				10.45					
SALISBURY (Mass.)						5.23			
NEWBURYPORT (Island Pt. Ar)	5.10	8.11		10.52	1.49	5.35	7.33	5.10	8.27
NEWBURYPORT (Island Pt. Lv)									
Rowley (Mass.)		8.19		11.07		5.45			8.41
Ipswich		8.25		11.16	2.02	5.52	7.43		8.49
Hamilton & Wenham		8.33		11.20	2.09	6.01	7.55		8.53
North Beverly (Mass.)		8.36		11.25		6.06			8.53
Beverly		8.39		11.25	2.16	6.11	8.03		8.58
SALEM (Ar)	5.36	8.43		11.31		6.18	8.09	5.39	9.03
SALEM (Lv)	5.41	8.48		11.31	2.21	6.18	8.09	5.41	9.10
Swampscott		8.48				6.25			
LYNN (Ar)	5.50	8.50		11.41		6.30	8.19	5.50	9.14
LYNN (Lv)	5.53	8.50		11.41	2.29	6.30	8.19	5.53	9.14
Chelsea		9.07	10.20	11.59		6.40			
BOSTON (No. Sta.) (Ar)	6.12	9.07	10.20	11.59	2.47	6.50	8.38	6.12	9.32
BOSTON (No. Sta.) (Lv)									

REFERENCES

! Meal station.  
/ Stops on signal.

‡ Saturdays only.

§ Will stop only on Oct. 12, Nov. 11, Nov. 28, Dec. 25, 1929; Jan. 1, Feb. 22, Apr. 19, 1930.

e Stops to leave.

EQUIPMENT

TRAIN No. 200.

Sleeping Cars. Bangor to Boston via Augusta.  
Portland to Boston except Sunday.  
(Open at 9.30 p.m.)  
(Breakfast Buffet) Calais to Boston,  
arrive Boston ex. Mon. (via  
Augusta).

Ma Desert Ferry to Boston via  
Augusta (Until Oct. 5 1930).  
Van Buren to Boston via Aug-  
usta (arr. Boston ex. Mon.).  
Waterville to Boston, except  
Sunday, via Augusta. (Placed  
for occupancy at Waterville  
at 8.00 p.m.)

Dining Club Car Chair to Millinocket. (Ex.  
Sun.)

Coaches. . . . . Bangor to Boston via Augusta.

Cars on this train may be occupied  
until 7.30 a.m.

Train No. 250

Parlor Car. . . . . Portland to Boston.  
Coaches

TRAIN No. 222.

PINE TREE LIMITED

Parlor Car. . . . . Waterville to Boston via  
Augusta.  
Coaches. . . . . Waterville to Boston via  
Augusta.

**HAMPTON DEPOT—EXETER**

MOTOR COACHES OPERATED BY  
BOSTON AND MAINE TRANSPORTATION CO.  
Running time 25 minutes

TABLE 29 WEEK-DAYS

LEAVE HAMPTON DEPOT FOR EXETER  
WEEK-DAYS, 7.15 a.m., 12.30, 3.50 p.m.

LEAVE EXETER FOR HAMPTON DEPOT  
WEEK-DAYS, 7.40 a.m., 1.50, 6.15 p.m.



HAVERHILL TO BOSTON—SEE ALSO TABLE 31

**PORTLAND TO BOSTON.**  
VIA DOVER.

PORTLAND TO BOSTON VIA PORTSMOUTH  
SEE TABLE 26.

**TABLE 27** (For Return Service See Page 13)

WEEK-DAYS

SUNDAYS

Train Nos.	128	116	2900	124	130	2908	156	168	166	196	174	82	128	1004	1010	1024	1028	168	1040	1044	1040	82	
STATIONS.	A.M.	A.M.	A.M.	A.M.	A.M.	A.M.	P.M.	P.M.	P.M.	P.M.	P.M.	P.M.	A.M.	A.M.	A.M.	P.M.	P.M.	P.M.	P.M.	P.M.	P.M.	P.M.	P.M.
PORTLAND  Me. Lv	4.25				7.00		11.30	3.30	5.15	5.35		9.00	4.25		9.00	12.25		3.30	5.40	6.00		9.00	
Rigby .....					7.11			3.42		5.42								3.42					
Scarboro B'ch. ....					7.17			3.47		5.47								3.47					
Pine Point .....					7.23			3.52		5.52								3.52		6.00	6.17		
Old Orchard .....					7.30					5.58													
Camp Ground .....					7.38		11.56	4.02		6.05		9.32			9.26	12.52		4.02	6.10	6.27		9.32	
Saco .....					7.51		12.11	4.20		6.08		9.47			9.41	1.07		4.20	6.24	6.42		9.47	
Bladeford .....					8.00			4.29		6.23		9.57			1.07			4.29	6.35			9.57	
North Berwick { Ar Lv					8.13		12.32	4.42							10.02	1.30		4.42	6.49	7.03			
Cum'gs (S.B'wick) .....					8.24			4.52										4.52	7.00				
Salmon Falls N.H. ....		6.05			8.19																		
Rollisford .....		6.10			8.25		12.47																
DOVER .....	5.26	6.16		6.32	8.31	8.25	12.51	5.06		5.15		10.27	5.26	6.38	10.19	1.45	2.21	5.06	7.08	7.19	7.35	10.37	
Madbury .....				6.38	8.45					5.22		10.27	5.30	6.44	10.22	1.49	2.21	5.06	7.08	7.23	7.35	10.37	
Durham .....				6.42	8.54		12.59			5.28		10.31		6.51									
Newmarket .....				6.49	9.03					5.35				6.57	10.36		2.39					7.55	
Rockingham { Ar Lv					9.07					5.41													
Newfields .....					9.16					5.50													
Newfields .....					9.19					5.53													
EXETER .....		6.08		7.00	8.57	9.29	1.13	5.27		6.02													
East Kingston .....		6.12		7.09		9.41				6.12													
Powwow River .....		6.18		7.12		9.44				6.15													
Russ Crossing .....		6.20				9.49				6.15													
Newton Jct. { Ar Lv		6.22		7.18		9.51				6.21													
Plastow .....		6.27		7.23		9.56				6.26													
Westville .....		6.30		7.26		9.59				6.28													
Atkinson .....		6.33		7.28		10.02				6.31													
Rosemont .....		6.35		7.31		10.04				6.33													
HAVERHILL { Ar Lv	6.11	7.02		7.41	9.26	10.15	1.38	5.50		6.50		11.20	6.51	7.55	11.09	2.34	3.28	5.50		8.09	8.46	11.20	
So. Lawrence { Ar Lv	6.22	7.19		7.58	9.40	10.29	1.52	6.03		7.04		11.32	6.52	8.10	11.23	2.48	3.42	6.03		8.23	9.01	11.32	
LAWRENCE { Ar Lv		7.23		8.08	9.47	10.84	1.56	6.08		7.09		11.38		8.20	11.34	2.55	3.48	6.19		8.28	9.05	11.38	
So. Lawrence { Ar Lv	6.22	7.19		7.58	9.40	10.32	1.52	6.03		7.09		11.35	6.52	8.17	11.23	2.48	3.45	6.03		8.23	9.01	11.35	
BOSTON (N.Sta.) Ar	7.00	7.59		8.42	10.17	11.20	2.30	6.39	7.30	8.04			7.00	9.20	12.00	3.25	4.38	6.39		9.00	9.49		

EQUIPMENT

TRAIN No. 82.  
For equipment, see table 4

TRAIN No. 128.  
**THE GULL**

Sleeping Car... St. John to Boston via Augusta.  
(Buffet Club Compartment) Moncton to Boston  
Halifax to Boston via Augusta.  
Sydney to Truro.  
Dining Car... Portland to Moncton.  
Saint John to Mattawamkeag.  
Coaches..... Saint John to Boston via Augusta.  
Halifax to Saint John.

TRAIN No. 130.

Parlor Car..... (Broiler Buffet) Portland to Boston  
Coaches.

TRAIN No. 156

Parlor Car..... Bangor to Boston via Augusta.  
Portland to Boston.  
Dining Car... Portland to Boston. (When No. 156 is in sections. Dining Car is attached to Parlor Car section.)  
Coaches..... Bangor to Boston via Augusta.

TRAIN No. 166  
**FLYING YANKEE**

Parlor Car.... Portland to Boston.  
(Broiler Buffet) Rockland to Boston.  
(Broiler Buffet) Bangor to Boston via Augusta.  
Dining Car.... (Cafe) Van Buren to Bangor.  
Portland to Boston.  
Coaches..... Bangor to Boston via Augusta.

TRAIN No. 168.

Parlor Car.... Portland to Boston.

Coaches.

TRAIN No. 1044.

Parlor Car.... Bangor to Boston via Augusta. (Sunday only).  
Portland to Boston.  
Dining Car... Portland to Boston. (Sunday only). (When No. 178 is in Sections. Dining Car is attached to Parlor Car Section.)  
Coaches..... Bangor to Boston via Augusta. (Sunday only.)

TRAIN No. 1024.

Parlor Car..... (Broiler Buffet) Bangor to Boston via Augusta.  
Portland to Boston.  
Dining Car... Portland to Boston. (When No. 1024 is in sections. Dining car is attached to Parlor Car Section.)  
Coaches..... Bangor to Boston via Augusta.

REFERENCES

- || Meal station.
- / Stops on signal.
- k Saturday only.
- Y Stops to take for New York until Oct. 15 inc
- ⊕ Stops to leave from east of Portland.
- ⊕ Train No. 82 does not connect for Boston. Runs via Lowell Junction and Lowell to New York.
- Train goes no farther.

DOVER-DURHAM

MOTOR COACHES OPERATED BY  
BOSTON AND MAINE TRANSPORTATION CO.  
TABLE 30

Running time 25 minutes  
Will not run Dec. 19 to Jan. 1, inc. and Mar. 22 to 31 inc.  
Lv DOVER FOR DURHAM.

WEEK-DAYS, 7.35, 8.30, 10.20, 11.30 a.m., 12.50, 2.00, 3.30, 4.30, 6.00, 9.45 p.m.

SUNDAYS, 8.30 a.m., 12.30, 4.00, 6.00, 9.45 p.m.  
Lv DURHAM FOR DOVER.  
WEEK-DAYS, 8.00, 9.00, 11.05 a.m., 12.00 no'n, 1.15, 3.00, 4.00, 5.00, 6.50, 10.10 p.m.

SUNDAYS, 9.00 a.m., 1.00, 4.30, 6.50, 10.10 p.m.  
Will run Dec. 19 to Jan. 1, inc. and Mar. 22 to 31, inc.  
Lv DOVER FOR DURHAM  
WEEK-DAYS, 7.35, 10.20 a.m., 4.30, 9.45 p.m.  
SUNDAYS, 8.30 a.m., 12.30, 6.00 p.m.  
Lv DURHAM FOR DOVER  
WEEK-DAYS, 8.00 a.m., 1.15, 5.00, 10.10 p.m.  
SUNDAYS, 9.00 a.m., 1.00, 6.25 p.m.



A fast daily train

Between

Boston - Portland

Saint John - Moncton - Halifax

For complete Schedule see Table 8.



FOR MEDFORD TRAINS STOPPING AT WELLINGTON SEE TABLE 33

# BOSTON TO HAVERHILL, MASS.

TABLE 31

		WEEK-DAYS																						
Train Nos.		101	81	105	119	161	1403	1505	109	187	179	107	115	137	117	153	193	121	1307	197	125	191	173	
STATIONS.		A.M.	A.M.	A.M.	A.M.	A.M.	A.M.	A.M.	A.M.	A.M.	A.M.	A.M.	A.M.	A.M.	P.M.	P.M.	P.M.	P.M.	P.M.	P.M.	P.M.	P.M.	P.M.	P.M.
0.0	BOSTON (N.Sta.) MassLv	2.20		5.45	6.85	7.00		8.10	8.40	9.04	10.00	10.30	11.00	11.45	12.30	12.52	12.55	1.15	1.20	1.25	1.28	1.31	1.50	
1.5	East Somerville																							
3.2	Wellington																							
3.8	Edgeworth																							
4.7	Malden			5.58	6.44	7.09	7.18	8.20		9.14	10.10	10.40		11.55		12.43	1.05							
5.2	Oak Grove				6.49	7.17				8.17	9.13	10.43		11.56		12.45	1.08							
6.2	Wyoming				6.51	7.17		8.24		9.16	10.14	10.43		11.56		12.45	1.08							
6.7	Melrose				6.53	7.20		8.27		9.23	10.46	10.48		12.01		12.55	1.12							
7.5	Melrose Hlds.				6.56	7.23		8.30		9.24	10.18	10.49		12.04		12.55	1.12							
8.5	Greenwood				6.59	7.26				9.27		10.52		12.07		12.58	1.12							
9.4	Wakefield Jct.				7.02	7.29				9.30		10.54		12.09		13.01	1.17							
9.9	Wakefield				7.06	7.31		8.37		9.32	10.23	10.56		12.11		13.03	1.17							
12.0	Reading				7.11	7.36		8.43		9.37	10.28	11.01		12.15		13.09	1.22							
12.5	Reading Hlds.	Ar								9.40		11.04		12.18		13.13	1.22							
16.3	No. Wilmington			6.28	7.18								11.25											
17.9	Wilmington Jct.																							
19.6	Lowell Jct.			6.33	7.24			8.55																
20.5	Ballardvale			6.36	7.27			8.57			10.40		11.32			1.33								
22.7	Andover			6.42	7.32		8.51	8.57			10.45		11.35			1.38								
23.9	Shawsheen			6.45	7.35		8.56	9.02					11.38			1.40								
25.6	So. Lawrence	Ar	3.04					9.05		9.14		10.50		11.42		1.44								
26.4	LAWRENCE	Ar	3.04				9.07	9.21	9.28		10.54		11.46		1.09	1.18	1.48	1.56						
26.5	So. Lawrence	Lv	3.09	4.00				9.17		9.17	10.50				1.09	1.18	1.48	1.56						
27.3	North Andover				7.00	7.50												1.51						
30.5	Ward Hill				7.06	7.56												1.51						
32.5	Bradford				7.10	8.01												1.51						
32.9	HAVERHILL	Ar	3.25	4.14				9.31			11.01				1.23			2.04						
		A.M.	A.M.	A.M.	A.M.	A.M.	A.M.	A.M.	A.M.	A.M.	A.M.	A.M.	A.M.	A.M.	P.M.	P.M.	P.M.	P.M.	P.M.	P.M.	P.M.	P.M.	P.M.	P.M.

		WEEK-DAYS																							
Train Nos.		127	129	143	193	131	133	135	163	1337	139	1311	141	145	147	149	1315	151	155	1317	157	159	103	167	189
STATIONS.		P.M.	P.M.	P.M.	P.M.	P.M.	P.M.	P.M.	P.M.	P.M.	P.M.	P.M.	P.M.	P.M.	P.M.	P.M.	P.M.	P.M.	P.M.	P.M.	P.M.	P.M.	P.M.	P.M.	P.M.
2.10	BOSTON (N.Sta.) MassLv	2.30	2.45	3.00	3.03	3.25	4.00	4.05		4.29	4.55	4.58	5.01	5.14	5.16	5.17	5.28	5.32	5.35	5.38	5.54	6.00	6.20	6.55	7.35
	East Somerville					3.30																			
	Wellington																								
	Edgeworth																								
	Malden	2.20		2.55	3.13	3.36				4.39			5.11												
	Oak Grove	2.22						4.14																	
	Wyoming	2.25		2.59	3.18	3.40		4.19		4.43		5.10													
	Melrose	2.27		3.01	3.21	3.42		4.22		4.43		5.10		5.16											
	Melrose Hlds.	2.30		3.04	3.24	3.46		4.24		4.47		5.14													
	Greenwood	2.33		3.07	3.27	3.49		4.30		4.47		5.17													
	Wakefield Jct.	2.37		3.11	3.30	3.49		4.33		4.53		5.20													
	Wakefield	2.42		3.16	3.35	3.53		4.35		4.58		5.25													
	Reading	2.46		3.20	3.37	3.56		4.40		4.58		5.30													
	Reading Highlands	2.46		3.20	3.37	3.56		4.44		4.58		5.34													
	No. Wilmington		2.56			4.06				5.05															
	Wilmington Jct.																								
	Lowell Jct.					4.12				5.11															
	Ballardvale					4.15				5.14															
	Andover					4.20				5.19															
	Shawsheen					4.23				5.22															
	So. Lawrence	Ar				4.28		4.35		5.15		5.27	5.32												
	LAWRENCE	Lv				4.32		4.43		5.20		5.36	5.36												
	So. Lawrence	Lv				4.31		4.41		5.18		5.34	5.33												
	North Andover					4.39		4.49	Ex. Sat.	5.27		5.32	6.00												
	Ward Hill					4.43		4.54		5.31		5.32	6.06												
	Bradford					4.49		4.56		5.31		5.32	6.12												
	HAVERHILL	Ar				4.56				5.40		5.46	6.15												
		P.M.	P.M.	P.M.	P.M.	P.M.	P.M.	P.M.	P.M.	P.M.	P.M.	P.M.	P.M.	P.M.	P.M.	P.M.	P.M.	P.M.	P.M.	P.M.	P.M.	P.M.	P.M.	P.M.	P.M.

		WEEK-DAYS										SUNDAYS													
Train Nos.		169	171	175	113	177	181	185	81	1013	1005	1007	1009	1011	1555	1019	1021	1023	1027	1025	1029	1035	1037	1039	
STATIONS.		P.M.	P.M.	P.M.	P.M.	P.M.	P.M.	P.M.	A.M.	A.M.	A.M.	A.M.	P.M.	P.M.	P.M.	P.M.	P.M.	P.M.	P.M.	P.M.	P.M.	P.M.	P.M.	P.M.	
8.00	BOSTON (N.Sta.) Lv	8.30	9.30			10.30	11.05	11.35		8.00	9.00	10.30	12.30	1.15	2.00	3.30	4.45	5.00	6.00	6.05	7.10	8.30	9.30	11.00	
	East Somerville						11.10																		
	Wellington																								
	Edgeworth																								
	Malden	8.10	8.40	9.40	10.10	10.40	11.16	11.45		8.10		10.40	12.40		2.11	3.40	4.55				6.15	7.20	8.40	9.41	11.10
	Oak Grove	8.12					11.18																		
	Wyoming	8.15	8.44	9.44	10.14	10.44	11.21	11.49		8.14		10.44	12.43		2.15	3.44									







SAUGUS BRANCH SERVICE TO LYNN SEE TABLE 42

BOSTON TO PORTSMOUTH, N.H.

BOSTON TO NEWBURYPORT SEE ALSO TABLE 49

TABLE 32

WEEK-DAYS

Mis.	Train Nos. STATIONS.	2501	2625	2101	2201	2505	207	2509	2907	2203	2515	213	2207	221	2517	2413	2523	2917	215	2209	225	2405	2519	
		A.M.	A.M.	A.M.	A.M.	A.M.	A.M.	A.M.	A.M.	A.M.	A.M.	A.M.	A.M.	P.M.	P.M.	P.M.	P.M.	P.M.	P.M.	P.M.	P.M.	P.M.	P.M.	P.M.
0.0	BOSTON (No. Sta.) Mass. Lv	5.45		5.54	6.25	7.04	7.50	8.18	9.00		9.45	10.30	11.25		12.00	12.06	12.25	12.30	12.35		1.00	1.00	1.10	
1.5	East Somerville	5.50			6.30	7.09										12.12								
3.2	Everett	5.54			6.34	7.13		8.26								12.15								
3.8	East Everett				6.36			8.30								12.30								
4.6	Chelsea	5.53			6.39	7.17										12.30								
5.8	Forbes					7.20		8.33								12.23								
6.2	Revere				6.43			8.34								12.23								
10.7	West Lynn	6.09		6.37	6.50	7.28										12.31								
11.6	LYNN	6.17		6.41	6.54	7.32	8.09	8.43	9.19	9.22	10.06	10.49	11.44		12.19	12.36	12.44	12.49	12.55		1.19	1.21		
12.3	East Lynn	6.19			6.56			8.43	9.19	9.22	10.06	10.49	11.44		12.19	12.36	12.44	12.49	12.55		1.19	1.21		
12.8	Swampscott	6.22			6.59	7.36		8.46		9.26	10.10	10.53	11.48		12.39	12.42	12.50				1.29	1.33		
16.3	SALEM	6.34		6.46	7.44	8.19	8.54	9.28	9.34		10.22	11.00		12.29	12.44	12.54	12.59	1.04			1.29	1.33		
18.3	Beverly	6.43		6.52	7.51	8.25	9.00	9.34		10.27	11.05			12.31	12.44	12.59	1.04				1.34	1.39		
19.1	United Shoe Mach. Co.				6.57			8.30						12.32	12.44	12.59	1.04				1.34	1.39		
20.8	North Beverly				7.02			8.35		9.41				12.39	12.44	12.59	1.04				1.34	1.39		
22.7	Hamilton & Wenham				7.11			8.45	9.49					12.44	12.59	1.04		1.12			1.34	1.39		
27.8	Ipswich Mass.				7.17			8.51						12.59	1.04			1.20			1.34	1.39		
31.1	Rowley																	1.20			1.34	1.39		
34.4	Newbury																	1.20			1.34	1.39		
37.3	NEWBURYPORT (Plum Island) Ar				7.27			9.03	10.03					1.08				1.37			1.34	1.39		
39.3	Salisbury (Salisbury Beh.)				7.32			9.07										1.37			1.34	1.39		
41.5	Atlantic N. H.							9.10										1.50			1.34	1.39		
42.7	Seabrook							9.14										1.54			1.34	1.39		
44.4	Hampton Falls							9.22	10.16									1.50			1.34	1.39		
46.5	Hampton (Hamp. Beh.)							9.28										1.54			1.34	1.39		
48.7	N. Hampton (Rye Beh.)							9.32										2.06			1.34	1.39		
51.4	Breakfast Hill							9.41		10.31								2.06			1.34	1.39		
56.9	PORTSMOUTH							9.41		10.31								2.06			1.34	1.39		

Train Nos. STATIONS.	2603	2105	2211	2525	2107	2407	2215	2527	235	2529	2217	2411	237	2531	239	249	2219	2537	245	2109	2415	2221	2113
	P.M.	P.M.	P.M.	P.M.	P.M.	P.M.	P.M.	P.M.	P.M.	P.M.	P.M.	P.M.	P.M.	P.M.	P.M.	P.M.	P.M.	P.M.	P.M.	P.M.	P.M.	P.M.	P.M.
BOSTON (No. Sta.) Mass. Lv	1.15	1.17	1.20	1.45	1.23	2.30		3.00	3.30	3.40	4.00	4.18	4.30	4.32	4.35	4.55	5.00	5.03	5.05	5.12	5.19	5.22	5.26
East Somerville																							
Everett																							
East Everett																							
Chelsea						2.40						4.28											
Forbes																							
Revere																							
West Lynn																							
LYNN	1.34	1.40	1.43	2.04	1.30	2.51	2.55	3.19	3.49	4.05	4.19	4.39		4.54	4.58	5.19	5.22			5.38	5.41	6.25	
East Lynn																							
Swampscott	1.38	1.45	1.47	2.14	1.35	2.57	2.59	3.29	3.59	4.17	4.22	4.42		4.57	5.06	5.20	5.23			5.40	5.45		
SALEM	1.45	1.50	1.52	2.19	1.35	2.57	2.59	3.29	3.59	4.17	4.22	4.42		4.57	5.06	5.20	5.23			5.40	5.45		
Beverly	1.50	1.55	1.57	2.19	1.35	2.57	2.59	3.29	3.59	4.17	4.22	4.42		4.57	5.06	5.20	5.23			5.40	5.45		
United Shoe Mach. Co.																							
North Beverly	1.55	1.59	1.61	2.19	1.35	2.57	2.59	3.29	3.59	4.17	4.22	4.42		4.57	5.06	5.20	5.23			5.40	5.45		
Hamilton & Wenham	1.59																						
Ipswich Mass.																							
Rowley																							
Newbury																							
NEWBURYPORT (Plum Island) Ar																							
Salisbury (Salisbury Beh.)																							
Atlantic N. H.																							
Seabrook									4.46														
Hampton Falls									4.49														
Hampton (Hamp. Beh.)									4.53														
N. Hampton (Rye Beh.)									4.58														
Breakfast Hill									5.03														
PORTSMOUTH									5.08														
									5.17														

Train Nos. STATIONS.	2539	247	2115	2225	251	2541	2117	255	261	2545	259	2547	2227	257	267	2549	269	2229				
	P.M.	P.M.	P.M.	P.M.	P.M.	P.M.	P.M.	P.M.	P.M.	P.M.	P.M.	P.M.	P.M.	P.M.	P.M.	P.M.	P.M.	P.M.	P.M.	P.M.	P.M.	P.M.
BOSTON (No. Sta.) Mass. Lv	5.30	5.34	5.45	6.02	6.00	6.25	6.30	7.10	7.40	7.45	8.45	9.30		10.40	10.45	11.25	11.40					
East Somerville																						
Everett																						
East Everett																						
Chelsea																						
Forbes																						
Revere																						
West Lynn																						
LYNN	5.48	5.58	6.03	6.15	6.21	6.44	7.12	7.29	7.59	8.04	9.04	9.48	9.55		11.04	11.44	11.59	12.01				
East Lynn																						
Swampscott	6.00	6.03	6.07	6.17	6.20	6.4																

SAUGUS BRANCH  
SERVICE FROM LYNN SEE TABLE 42.

PORTSMOUTH, N. H., TO BOSTON.

NEWBURYPORT TO BOSTON  
SEE ALSO TABLE 49.

TABLE 32

		WEEK-DAYS																					
Train Nos.		200	2102	204	206	2500	2200	2106	208	2404	2110	2204	214	2504	2406	2206	2112	2506	216	2208	218	2510	2514
STATIONS.		A.M.	A.M.	A.M.	A.M.	A.M.	A.M.	A.M.	A.M.	A.M.	A.M.	A.M.	A.M.	A.M.	A.M.	A.M.	A.M.	A.M.	A.M.	A.M.	A.M.	A.M.	A.M.
PORTSMOUTH	N.H. Lv	4.40											6.17										
Breakfast Hill																							
N. Hampton (Rye Beh.)													6.30										7.41
Hampton (Hamp. Beh.)													6.35										7.52
Hampton Falls													6.39										7.56
Seabrook													6.43										8.02
Atlantic													6.47										
Salisbury (Salsbury Beh.)																							
NEWBURYPORT (Plum Island)	Ar	5.10			5.46					6.30													8.11
Newbury	Mass. Lv												6.54										8.19
Rowley										6.39			7.12										8.25
Ipswich					6.02					6.45			7.19										8.33
Hamilton & Wenham					6.11					6.54			7.23										8.38
North Beverly					6.15					6.59			7.32										8.42
United Shoe Mach'y Co.					6.21	6.33				7.06			7.38										8.52
Beverly				5.52	6.21	6.33				7.06			7.32	7.44									9.33
SALEM	Ar	5.39								7.12	7.27		7.45	7.50	7.56								8.57
Swampscott	Lv	5.41		5.58		6.39	6.50			7.12	7.27		7.45	7.50	7.56								9.39
East Lynn				6.05			6.52			7.20	7.35		7.48		8.03								9.05
				6.07						7.35					8.05								
LYNN	Ar	5.50								7.38	7.52		7.55	8.01	8.08								9.49
West Lynn	Lv	5.53	5.57	6.09		6.49	6.55			7.24	7.38	7.52	7.55	8.01	8.08								9.49
Revere				6.13			6.59			7.38	7.52		7.55	8.01	8.11								9.49
Forbes				6.21			7.06			7.47					8.19								9.49
				6.28			7.11			7.51					8.22								9.49
Chelsea							7.15			7.39					8.27								9.49
East Everett							7.19			7.59					8.31								9.49
Everett							7.24			8.04					8.36								9.49
East Somerville							7.08			7.48					8.38								9.49
BOSTON (No. Sta.)	Ar	6.12	6.37	6.34		7.08	7.24			7.80	7.48	8.06	8.10	8.18	8.19	8.38	8.38	8.41	8.44	8.54	9.04	9.27	10.07

		WEEK-DAYS																					
Train Nos.		222	2210	224	2516	2916	2518	2630	2214	2520	212	2526	228	2216	238	2410	2606	2528	2218	236	2534	2220	
STATIONS.		A.M.	A.M.	A.M.	A.M.	A.M.	A.M.	A.M.	P.M.	P.M.	P.M.	P.M.	P.M.	P.M.	P.M.	P.M.	P.M.	P.M.	P.M.	P.M.	P.M.	P.M.	
PORTSMOUTH	N.H. Lv	9.11		9.15		10.17									1.21								
Breakfast Hill				9.24		10.30									1.35								
N. Hampton (Rye Beh.)				9.29		10.35									1.40								
Hampton (Hamp. Beh.)				9.34																			
Hampton Falls						10.42																	
Seabrook						10.45																	
Atlantic																							
Salisbury (Salsbury Beh.)																							
NEWBURYPORT (Plum Island)	Ar																						
Newbury	Mass. Lv			9.50		10.52									1.49						3.37		
Rowley															1.41								
Ipswich				10.04		11.07									1.47						3.50		
Hamilton & Wenham				10.12		11.16									1.55						4.00		
North Beverly				10.16		11.20									1.59						4.05		
United Shoe Mach'y Co.				10.21	10.45	11.25	11.42	12.13		12.47	1.15	1.48	2.06		2.16					4.10	4.30		
Beverly				10.26	10.51	11.31	11.48	12.18		12.53	1.20	1.54	2.12		2.21	2.48				4.16	4.35		
SALEM	Ar			10.05				12.25	12.54	1.00	1.27	2.01	2.22		2.22					4.16	4.35		
Swampscott	Lv							12.27							2.20					4.18	4.41	5.09	
East Lynn								12.27							2.22					4.18	4.41	5.11	
LYNN	Ar	10.09		10.35	11.02	11.41	11.59	12.30	12.58	1.05	1.31	2.05	2.22	2.25	2.29	2.57				4.21	4.28	5.14	
West Lynn	Lv							12.35													4.28	4.46	5.14
Revere								12.35													4.28	4.46	5.14
Forbes								12.35													4.28	4.46	5.14
Chelsea								12.35													4.28	4.46	5.14
East Everett								12.35													4.28	4.46	5.14
Everett								12.35													4.28	4.46	5.14
East Somerville								12.35													4.28	4.46	5.14
BOSTON (No. Sta.)	Ar	10.20	10.27	10.55	11.20	11.59	12.17	12.48	1.16	1.23	1.49	2.23	2.40	2.45	2.47	3.15	3.44			4.52	5.04	5.37	

		WEEK-DAYS											
Train Nos.		2116	240	2536	246	2222	2538	2224	2638	250	2544	2226	2546
STATIONS.		P.M.	P.M.	P.M.	P.M.	P.M.	P.M.	P.M.	P.M.	P.M.	P.M.	P.M.	P.M.
PORTSMOUTH	N.H. Lv				4.55					7.04			
Breakfast Hill					5.05								
N. Hampton (Rye Beh.)					5.10								
Hampton (Hamp. Beh.)					5.16					7.19			
Hampton Falls													
Seabrook					5.23								
Atlantic					5.29								
Salisbury (Salsbury Beh.)										6.57			
NEWBURYPORT (Plum Island)	Ar									7.02			
Newbury	Mass. Lv				5.35					7.06	7.33		
Rowley					5.45					7.16			
Ipswich					5.52					7.23	7.48		
Hamilton & Wenham					6.01					7.32	7.55		
North Beverly					6.06					7.36			
United Shoe Mach'y Co.													
Beverly				5.14	5.33	6.11		7.00		7.41	8.03	9.32	10.49
SALEM	Ar			5.19	5.41	6.18	7.05	7.47	8.09	9.38		10.55	
Swampscott	Lv			5.26	5.48	6.25	7.09	7.51	7.54	9.45	10.56		
East Lynn				5.28			7.12			10.58			
LYNN	Ar	5.09		5.31	6.30		7.17			11.00			
West Lynn	Lv	5.12		5.34									
Revere				5.42									
Forbes				5.44									
Chelsea				5.47									
East Everett													
Everett				5.51									
East Somerville													
BOSTON (No. Sta.)	Ar	5.52	5.58	6.16	6.50	7.35	8.17	8.38	10.08				11.24

NEW ENGLAND  
for  
Winter  
Sports



Plan a Winter Vacation in New England! There are thrills aplenty in Winter Sports — and nowhere will you find such opportunity for joyful, healthful recreation as in New England. Fast train service on the Boston and Maine makes New England Winter Sport centers easily accessible for weekends, or longer periods.

For references see page 20. For Equipment see pages 12 and 14.





**TABLE 33 WEEK-DAYS MEDFORD BRANCH WEEK-DAYS**

Miles	Train Nos.	1105	1107	1109	1115	1117	Train Nos.	1104	1106	1108
0.0	<b>STATIONS.</b>	A.M.	A.M.	A.M.	A.M.	A.M.	<b>STATIONS.</b>	A.M.	A.M.	A.M.
1.5	BOSTON (No. Sta.) Lv	7:13	7:52	8:40	9:23	9:56	Medford... Mass Lv	7:38	8:19	9:21
3.2	E. Somerville Mass.						Park Street... "	7:40	8:21	9:23
4.2	Wellington... "			8:02	8:51	9:23	Wellington... "	7:43	8:24	
4.3	Glenwood... "			8:04	8:53	9:23	East Somerville... "	7:51	8:32	9:24
5.2	Park Street... " Ar	7:27	8:06	8:15	9:04	9:23	BOSTON (No. Sta.) Ar			
		A.M.	A.M.	A.M.	A.M.	A.M.		A.M.	A.M.	A.M.

**SALEM BRANCH.**

FOR SERVICE HAVERHILL and LAWRENCE to SALEM, See Table 37

**TABLE 38**

Read Down		WEEK-DAYS		Read Up	
1407	1401	Train Nos.	1404	1410	
P.M.	A.M.	<b>STATIONS.</b>	A.M.	P.M.	
5:44	7:41	Lv. LOWELL... Mass. Ar	8:06	5:34	
5:48	7:49	Bleachery... "	8:02		
	7:51	Wigginville... "		e5:29	
	7:55	Atherton... "	7:55	5:24	
5:53	7:57	Wamesit... "	7:52	5:20	
	7:59	Tewksbury... "	7:50	5:18	
	8:05	Baldwin... "	7:44	5:13	
6:05	8:09	Lv. Lowell Jct... (Lv)	7:39	5:06	
	8:18	Lv. Wilmington Jct... (Lv)	7:39	5:01	
		11.4 Brown... "	7:34		
6:15	8:23	13.9 Meadowview... "	7:30	4:53	
6:18	8:27	14.9 North Reading... "	7:27	4:51	
6:23	8:33	17.5 So. Middleton... "	7:20	4:46	
	8:37	19.8 Phelps Mills... "	7:15	4:41	
6:30	8:42	20.5 West Peabody... "	7:13	4:39	
		22.4 Proctor... "	7:08	4:35	
6:39	8:56	24.1 Peabody... "	7:05	4:32	
6:42		25.2 Carltonville... "	7:05		
	9:02	25.6 North Street... "	6:57		
6:45	9:05	26.1 Ar. SALEM... Lv	6:55	4:24	
P.M.	A.M.		A.M.	P.M.	

SEE BOSTON AND LOWELL ALSO TABLES 54 AND 59

**BOSTON AND LOWELL LAWRENCE AND LOWELL**

**TABLE 34**

WEEK-DAYS		VIA LOWELL JUNCTION		SUN.							
1404	1406	1408	1410	1412	1414	82	1450	1452	1454	1456	82
A.M.	A.M.	P.M.	P.M.	P.M.	P.M.	P.M.	P.M.	P.M.	P.M.	P.M.	P.M.
6:35	7:24	3:25	4:29	4:29	5:32		3:30	5:00	8:30		
7:14	8:03	4:12	5:11	5:11	6:10		4:12	5:32	9:11		
7:22	8:10	4:21	5:25	5:25	6:25	11:26	12:06	3:38	5:57	8:54	11:26
7:38	8:26	4:31	5:35	5:35	6:33	11:35	12:12	3:45	6:15	9:01	11:35
7:44	8:32	4:47	5:48	5:48	6:48		12:40	4:16	6:30	9:15	
7:50	8:38	4:58	6:02	6:02	7:02		12:45	4:21	6:37	9:20	
8:02	8:48	5:09	6:10	6:10	7:10		12:47	4:27	6:43		
8:06	8:52	5:20	6:12	6:12	7:12		12:57	4:37	6:48	9:33	12:02
8:06	8:52	5:34	6:17	6:17	7:17		12:57	4:37	6:48	9:33	12:02
A.M.	A.M.	P.M.	P.M.	P.M.	P.M.	P.M.	P.M.	P.M.	P.M.	P.M.	P.M.

**HAVERHILL—LAWRENCE AND SALEM, MASS. Via WILMINGTON JUNC.**

**TABLE 37**

WEEK-DAYS		SUN.								
81	1402	1401	1403	1405	1407	81	1451	1453	1455	1457
A.M.	A.M.	A.M.	A.M.	A.M.	A.M.	A.M.	A.M.	A.M.	A.M.	A.M.
3:28	6:30	7:41	8:32	3:46	5:44	3:28	12:09	3:40	5:12	8:34
6:34	7:49			5:48			12:14		5:16	
6:38	7:51						12:17			
6:43	7:57	7:40	3:57	5:53					7:44	
6:45	7:59		3:59	5:58			3:52	5:25		
6:51	8:05		4:05	6:05			3:57	5:30	8:51	
7:24	8:55		4:12	6:10			4:12	5:32	9:11	
7:40	9:09	9:02	4:28	6:26		3:56	4:25	5:50	9:27	
7:50	9:21	9:07	4:32	6:30			4:34	5:55	9:31	
8:54			4:47				4:38	6:28	8:57	
8:29			5:20				4:38	7:09	9:41	
8:29							4:38	7:09	9:41	
A.M.	A.M.	A.M.	A.M.	P.M.	P.M.	A.M.	P.M.	P.M.	P.M.	P.M.

**MANCHESTER AND LAWRENCE BRANCH**

MOTOR COACHES OPERATED BY BOSTON AND MAINE TRANS. CO.

Bus time shown at Manchester is from Rice Varick Hotel, bus stops at Hotel Carpenter and R.R. Sta.

NOTE.—Only Interstate passengers carried except between Derry and Manchester.

**TABLE 36**

Train Nos.	105	105	1505	1013	1005	Bus	115	183	129	Bus	133	145	1023	Bus	1027	Bus	171	Bus
<b>STATIONS.</b>	A.M.	A.M.	A.M.	A.M.	A.M.	A.M.	A.M.	P.M.	P.M.	P.M.	P.M.	P.M.	P.M.	P.M.	P.M.	P.M.	P.M.	P.M.
BOSTON (N. Sta.) Lv	5:45	6:45	5:45	8:10	8:00	8:00	11:00	12:05	2:30	4:00	5:14	5:00	6:00	7:05	8:00	9:00	10:30	11:55
Train Nos.	1501	Bus	1551	Bus	1509	Bus	1509	Bus	1509	Bus	1511	1557	Bus	1509	Bus	1509	Bus	1509
So. Lawrence Lv	6:53	7:20	9:16	9:17	10:06	12:15	1:48	3:20	5:10	5:58	6:06	6:40	7:30	8:20	9:10	10:35	11:55	
LAWRENCE Mass. Lv	6:58	7:25	9:21	9:22	10:11	12:15	1:53	3:25	5:15	6:04	6:11	6:45	7:35	8:25	9:15	10:40		
Methuen Mass. Lv	7:02	7:35	9:26	9:28	10:21	12:30	1:59	3:35	5:25	6:14	6:16	6:55	7:45	8:35	9:25	10:50		
Hampshire Rd. N.H. Lv		7:45	9:35	9:37	10:31	12:40	2:08	3:45	5:35	6:17	6:27	7:05	7:55	8:45	9:35	11:00		
Salem Mass. Lv		7:45	9:40	9:42	10:36		2:14		5:35	6:28	6:38							
Canobie Lake Mass. Lv		7:45	9:40	9:42	10:36				5:35	6:28	6:38							
Windham Mass. Lv		7:05	8:10	9:50	10:56	12:05	1:05	2:24	4:10	5:05	6:00	6:35	6:46	7:05	7:30	10:30	11:25	11:55
Derry N.H. Lv		7:15	8:20	9:57	11:06	12:15	1:15	2:32	4:20	5:15	6:10	6:46	6:54	7:15	7:40	10:40	11:35	12:00
Wilson N.H. Lv		7:20	8:25	10:07	11:11	12:20	1:20	2:44	4:25	5:20	6:15	6:56	7:03	7:20	7:45	10:45	11:40	12:10
Londonderry N.H. Lv		7:25	8:30	10:17	11:16	12:25	1:25	2:44	4:30	5:25	6:20	7:03	7:25	7:50	10:50	11:45	12:15	
Harvey Road N.H. Lv		7:40	8:45	10:18	11:31	12:40	1:40	2:56	4:45	5:40	6:25	7:08	7:15	7:40	8:05	11:05	12:00	12:30
MANCH'STR' R' Ar	A.M.	A.M.	A.M.	A.M.	A.M.	P.M.	P.M.	P.M.	P.M.	P.M.	P.M.	P.M.	P.M.	P.M.	P.M.	P.M.	P.M.	P.M.

BOSTON AND MANCHESTER SEE ALSO TABLE 54

Train Nos.	Bus	1500	1502	1550	Bus	1506	Bus	1506	Bus	1506	Bus	1508	Bus	1556	Bus	1556	Bus		
<b>STATIONS.</b>	A.M.	A.M.	A.M.	A.M.	A.M.	A.M.	A.M.	A.M.	A.M.	A.M.	A.M.	A.M.	A.M.	A.M.	A.M.	A.M.	A.M.		
MANCHESTER [N.H.] Lv	5:45	6:05	6:45	7:05	7:35	10:05	10:51	11:05	1:15	1:35	3:05	14:15	4:21	6:05	6:15	7:45	8:00	9:30	11:15
Harvey Road " "	6:00	6:20			7:50	10:20	11:20		1:30	1:50	3:20	4:30		6:20	6:30		8:15	9:45	11:30
Londonderry " "	6:05	6:25			8:00	10:30	11:30		1:35	1:55	3:25	4:35		6:25	6:35		8:20	9:50	11:35
Wilson " "	6:10	6:30			8:00	10:30	11:30		1:40	2:00	3:30	4:40		6:30	6:40		8:25	9:55	11:40
Derry " " Ar	6:20	6:40			7:13	7:29	8:10	10:40	1:50	2:10	3:40	4:50	4:48	6:40	6:50	8:05	8:35	10:05	11:50
Windham " " Ar					7:21	7:39		11:23					4:56						
Canobie Lake " " Ar					7:28	7:46		11:30					5:03						
Salem " " Ar	7:45				7:33	7:51	8:35	11:05	1:35	1:55	3:25	4:35	4:48	6:40	6:50	8:05	8:35	10:05	11:50
Hampshire Rd. " " Ar					7:21	7:39		11:23					4:56						
Methuen Mass. " " Ar	7:05				7:07	7:42	8:00	8:45	11:15	11:45			5:25	5:17	7:25	8:32	9:10		
LAWRENCE " " Ar	7:05				7:14	7:48	8:06	8:55	11:25	11:51			5:35	5:27	7:35	8:42	9:20		
So. Lawrence " " Ar	7:10				7:18	7:52	8:10	9:00	11:30	11:54			5:40	5:30	7:40	8:41	9:25		
Train Nos.	116	116	124	1004	1504	1506			1024	150			180	1048					
BOSTON (No. Sta.) Mass. Ar	7:59	8:59	8:42	9:20	9:59	12:40	12:40		3:25	4:14			6:39	6:26	9:23	9:41	10:50		
	A.M.	A.M.	A.M.	A.M.	A.M.	P.M.	P.M.	A.M.	P.M.	P.M.	P.M.	P.M.	P.M.	P.M.	P.M.	P.M.	P.M.	P.M.	P.M.

† Except Saturday. ‡ Saturday only.  
 † Stops on signal.  
 ‡ Arr. Boston 8:30 P.M. on holidays.  
 ‡ Workingmen's train.  
 ‡ Sundays arrive at 10:11 A.M.  
 ‡ Change cars at Wilmington Jct.  
 ‡ Sundays arrive at 1:09 P.M.  
 ‡ Change cars at Lawrence.  
 ‡ Sundays Lv. at 8:30 P.M.  
 ‡ Sundays arrive at 9:00 P.M.  
 ‡ No baggage carried on this train.  
 ‡ On holidays arr. at 11:35 P.M.  
 ‡ Bus stops at Salem Sq. and Methuen Sq. for interstate passengers only and not at R.R. Station.  
 ‡ Stops to take.  
 ‡ Change cars at So. Lawrence.  
 ‡ Change cars at Lowell Jct. except Oct. 12, Nov. 11, Nov. 28, Dec. 25, 1929; Jan. 1, Feb. 22, Apr. 19, 1930, leave Lowell Jct. 6:57 A.M., arrive Boston at 7:54 A.M.  
 ‡ Change cars at So. Lawrence and on Oct. 12, Nov. 11, Nov. 28, Dec. 25, 1929; Jan. 1, Feb. 22, Apr. 19, 1930, leave Boston at 12:30 P.M.  
 ‡ All classes of rail tickets honored.  
 ‡ Train goes no farther.  
 ‡ Saturdays and Oct. 12, Nov. 11, Nov. 28, Dec. 25, 1929; Jan. 1, Feb. 22, Apr. 19, 1930, leave Lowell Jct



BOSTON AND DANVERS  
SEE ALSO TABLE 49.

## DANVERS BRANCH

TABLE 40

Miles	STATIONS.	WEEK-DAYS									
		2401	2403	1404	2413	2405	2407	2409	1410	2411	2415
	Train Nos.	*AM.	AM.	AM.	PM.	PM.	PM.	*AM.	AM.	PM.	*PM.
0.0	BOSTON (No. Sta.) Lv										
0.0	SALEM Mass. Lv	5.45	6.43	6.55	12.50	1.33	3.02	3.32	4.24	4.49	5.50
0.5	North Street			6.57	12.06				4.26	4.51	5.53
0.9	Carltonville			7.58	12.53	Ex.			4.28	4.54	5.53
1.6	Grove Street				only.	Sat.					
2.0	Peabody	5.52	6.50	7.05	11.01	1.44	3.09	3.38	4.32	5.48	6.00
3.2	Waters River		6.53								
3.9	Danversport		5.57	6.58	11.06	1.49	3.14	3.43		5.04	6.06
5.1	Danvers	6.03	7.00		11.11	1.54	3.18	3.48		5.08	6.12
		AM.	AM.	AM.	PM.	PM.	PM.	PM.	PM.	PM.	PM.

WEEK-DAYS

Miles	STATIONS.	WEEK-DAYS									
		2400	2404	2406	2408	1401	2410	2414	2416	2418	1407
	Train Nos.	*AM.	AM.	AM.	AM.	PM.	PM.	PM.	PM.	PM.	PM.
0.0	BOSTON (N. Sta.) Ar										
0.0	Danvers Mass. Lv	6.12	7.08	7.35	8.35		2.29	4.12	4.44	5.38	6.34
0.5	Danversport	6.15	7.11	7.38	8.39		2.32	4.14	4.48	5.41	6.37
1.6	Waters River										
2.0	Peabody	6.22	7.19	7.47	8.47	8.56	2.40	4.23	4.55	5.54	6.39
3.2	Grove Street	7.23	7.20	7.43							6.45
3.9	Carltonville	7.26	7.23						7.59		6.42
5.1	North Street			7.53		9.02	2.48	4.31	5.04	6.00	6.45
5.1	SALEM Ar	6.32	7.27	7.56	8.52	9.05	2.48	4.31	5.04	6.00	6.45
5.1	BOSTON (N. Sta.) Ar	7.08	8.04	8.36	9.27	10.07	3.15	5.04	5.58	6.50	7.35
		AM.	AM.	AM.	AM.	AM.	PM.	PM.	PM.	PM.	PM.

## ESSEX BRANCH

TABLE 41

Miles	STATIONS.	WEEK-DAYS			
		2603	2605	2605	2609
	Train Nos.	*AM.	AM.	PM.	PM.
0.0	BOSTON Mass. Lv				
0.0	Hamilton and				
1.2	Wenham, Mass. Lv	11.59	15.32	15.32	6.47
2.5	Miles River	12.02	15.35	15.35	6.50
2.5	Woodburys	12.07	15.40	15.40	6.55
3.9	Centennial Grove	12.08	15.41	15.41	6.56
4.6	Essex Falls, Mass.	12.12	15.45	15.45	7.00
5.3	Essex	12.15	15.48	15.48	7.04
		AM.	PM.	PM.	PM.

WEEK-DAYS

Miles	STATIONS.	WEEK-DAYS		
		2600	2606	2608
	Train Nos.	AM.	PM.	PM.
0.0	BOSTON Ar			
0.0	Essex Falls Mass. Lv	7.04	12.23	16.03
1.2	Wenham	7.08	12.28	16.07
2.5	Centennial Grove	7.09		
3.9	Woodburys	7.13		
4.6	Miles River	7.17		
5.3	Hamilton and			
5.3	Wenham	7.23	12.41	16.21
5.3	BOSTON Ar	8.13	13.44	18.17
		AM.	PM.	PM.

BOSTON AND LYNN SEE  
ALSO TABLE 32.

## BOSTON AND LYNN VIA SAUGUS BR.

TABLE 42

Miles	STATIONS.	WEEK-DAYS										
		2101	2105	2107	2109	2113	2115	2117	2102	2106	2110	2112
	Train Nos.	*AM.	*AM.	*PM.	*PM.	*PM.	*PM.	*PM.	*AM.	*AM.	*AM.	*PM.
0.0	BOSTON Lv	5.54	11.17	12.13	15.12	5.26	5.45	6.30				
1.5	E. Somerville				15.17							
3.2	West Street			12.22		5.35		5.53				
3.7	West Everett		11.26	12.24	15.22	5.38		6.30				
4.1	Bell Rock	6.04	11.26	12.24	15.22	5.38		6.30				
4.9	Malden (E)	6.07	11.30	12.26	15.24	5.41		6.42				
5.4	Faulkner	6.10	11.32	12.31	15.29	5.47		6.46				
6.0	Maplewood	6.12	11.34	12.33	15.31	5.50		6.48				
6.3	Broadway	6.14			15.33	5.52		6.07	6.53			
7.1	Linden	6.16		12.37	15.36	5.55		6.10	6.53			
7.9	Franklin Park	6.19	11.40	12.40	15.39	5.58		6.13	6.55			
8.4	Cliftondale	6.21	11.42	12.42	15.41	6.01		6.15	6.57			
8.9	Pleasant Hill	6.23	11.44	12.44	15.43	6.03		6.17	6.59			
9.6	Saugus	6.25	11.47	12.47	15.47	6.06		6.20	7.02			
10.6	East Saugus	6.28	11.50	12.50	15.49	6.10		6.23	7.05			
11.2	Raddin	6.31	11.53	12.53	15.52	6.13		6.26	7.08			
11.8	Lynn Common	6.34	11.55	12.55	15.55	6.17		6.28	7.10			
12.6	West Lynn	6.37						6.31	7.12			
13.5	LYNN Ar	6.41	12.00	13.00	16.04	6.25	16.33	7.15				
		AM.	PM.	PM.	PM.	PM.	PM.	PM.	AM.	AM.	AM.	PM.

(MOTOR COACH SERVICE)

## PORTSMOUTH AND YORK BEACH—KENNEBUNK

OPERATED BY  
BOSTON AND MAINE TRANSPORTATION CO.

TABLE 43

STATIONS.	WEEK-DAYS						SUNDAYS		
	AM.	AM.	PM.	PM.	PM.	PM.	AM.	AM.	PM.
Lv. BOSTON (N. Sta.) B & M	7.50	9.00	12.30	2.06	4.30	5.37	8.30	11.00	1.30
Ar. PORTSMOUTH RR	9.41	10.31	2.06	2.06	5.37	5.37	10.04	12.36	3.06
Lv. PORTLAND	8.00	8.00	11.30				3.15		
Ar. PORTSMOUTH	9.08	9.08	1.18				4.37		
	Bus	Bus	Bus	Bus	Bus	Bus	Bus	Bus	Bus
Lv. PORTSMOUTH B & M	9.45	11.10	2.55	3.55	4.55	5.45	11.10	2.55	4.55
Ar. York Corner Tr. Co.	10.10	10.10		4.40	6.05				
Ar. York Village Motor	10.15	11.30	3.15	4.45	5.15	6.10	11.30	3.15	5.15
Ar. York Harbor Coach	10.20			4.50	6.15				
Ar. York Beach Service	10.30			5.00	6.25				
Lv. York Beach		11.40	3.25		5.25		11.45	3.25	5.25
Ar. Ogunquit		12.00	3.45		5.45		12.00	3.45	5.45
Ar. Wells (P. O.)		12.10	3.55		5.55		12.10	3.55	5.55
Ar. Kennebunk									
(Bowdoin's D.S.)		12.20	4.05		6.05		12.20	4.05	6.05
	AM.	PM.	PM.	PM.	PM.	PM.	PM.	PM.	PM.

WEEK-DAYS

STATIONS.	WEEK-DAYS					SUNDAYS			
	AM.	AM.	PM.	PM.	PM.	AM.	AM.	PM.	
Lv. Kennebunk (Bowdoin's Drug Store)			9.50		1.40	3.40	9.50	1.40	3.40
Lv. Wells (P. O.)		10.00			1.50	3.50	10.00	1.50	3.50
Lv. Ogunquit		10.10			2.00	4.00	10.10	2.00	4.00
Ar. York Beach									
Lv. York Beach	6.25	10.25	12.25	2.15	4.15		10.25	2.15	4.15
Lv. York Harbor	6.35		12.35						
Lv. York Village	6.40	10.35	12.35	2.25	4.25		10.35	2.25	4.25
Lv. York Corner	6.45		12.45						
Ar. PORTSMOUTH	7.10	10.55	1.10	2.45	4.45		10.55	2.45	4.45
	Train	Train	Train	Train	Train	Train	Train	Train	Train
Lv. PORTSMOUTH	9.45		2.08		5.40		12.45		9.08
Ar. PORTLAND	11.35		4.00		6.50		4.05		10.30
Lv. PORTSMOUTH	7.41	1.21	1.21		4.55		11.03		5.15
Ar. BOSTON (No. Sta.)	9.07	2.47	2.47		6.50		12.46		6.55
	AM.	PM.	PM.	PM.	PM.	PM.	PM.	PM.	PM.

### REFERENCES

† Except Saturday. † Saturday only.  
e Stops to leave. f Stops on signal.

\* Will not run Oct. 12, Nov. 11, Nov. 28, Dec. 25, 1929; Jan. 1, Feb. 22, Apr. 19, 1930.  
u No baggage carried on this train.  
h Arr. Boston at 9:15 a.m. on holidays.

! Meal station.  
v Stops to take.  
o Via Dover.  
— Train goes no farther.

## NEW ENGLAND Historic

"The rails of the Boston and Maine are laid on historic ground." So begins the introduction to a 24-page booklet which takes you on a trip to the historic shrines of Boston, Concord, Lexington, and many other famous places in Massachusetts, New Hampshire and Maine. Illustrated with forty photographs, it pictures and describes the outstanding attractions which New England offers to the visitor who would live again the stirring days of the Colonies and the Revolution. A copy of "New England Historic" is ready for you at the TRAVEL BUREAU, BOSTON. Call for it, or write.

TABLE 44

WEEK-DAYS

GLOUCESTER BRANCH

Miles	STATIONS.	2501		2505		2509		2515		2517		2523		2519		2521		2525		2527		2529		2531		2535		2537		2539		2541		2545		2547		2549	
		A.M.	P.M.	A.M.	P.M.	A.M.	P.M.	A.M.	P.M.	A.M.	P.M.	A.M.	P.M.	A.M.	P.M.	A.M.	P.M.	A.M.	P.M.	A.M.	P.M.	A.M.	P.M.	A.M.	P.M.	A.M.	P.M.	A.M.	P.M.	A.M.	P.M.	A.M.	P.M.	A.M.	P.M.	A.M.	P.M.		
0.0	BOSTON (No. Sta.) Lv	5.45	7.04	8.18	9.45	11.00	12.35	1.10	1.35	1.45	3.00	3.40	4.32	4.58	5.03	5.30	6.25	7.45	9.30	11.25																			
1.5	LYNN " Mass. Lv	6.17	7.32	8.43	10.06	12.19	12.44	1.45	2.04	3.19	4.05	4.48	5.22	5.34	5.56	6.44	8.04	9.52	11.44																				
2.7	Swampscott " Lv	6.22	7.36	8.46	10.10	12.23	12.48	1.50	2.14	3.29	4.15	4.58	5.31	5.43	6.01	7.05	8.16	10.06	11.54																				
3.9	SALEM " Lv	6.34	7.44	8.54	10.22	12.35	12.60	1.54	2.19	3.34	4.20	5.03	5.36	5.48	6.06	7.10	8.21	10.11	11.59																				
4.0	Beverly " Mass. Lv	6.43	7.51	9.00	10.27	12.40	12.65	1.58	2.23	3.38	4.24	5.07	5.40	5.52	6.10	7.14	8.25	10.15	12.03																				
4.9	Monterrat " Lv	6.52	7.59	9.08	10.31	12.44	12.69	1.58	2.23	3.38	4.24	5.07	5.40	5.52	6.10	7.14	8.25	10.15	12.03																				
5.6	Prides " Lv	6.56	8.02	9.11	10.37	12.48	12.73	1.58	2.23	3.38	4.24	5.07	5.40	5.52	6.10	7.14	8.25	10.15	12.03																				
6.9	West Manchester " Lv	7.03	8.07	9.16	10.43	12.50	12.75	1.58	2.23	3.38	4.24	5.07	5.40	5.52	6.10	7.14	8.25	10.15	12.03																				
7.0	Manchester " Lv	7.08	8.11	9.20	10.47	12.51	12.76	1.58	2.23	3.38	4.24	5.07	5.40	5.52	6.10	7.14	8.25	10.15	12.03																				
9.0	Magnolia " Lv	7.18	8.14	9.23	10.50	12.52	12.77	1.58	2.23	3.38	4.24	5.07	5.40	5.52	6.10	7.14	8.25	10.15	12.03																				
11.3	West Gloucester " Lv	7.23	8.20	9.31	10.56	12.53	12.78	1.58	2.23	3.38	4.24	5.07	5.40	5.52	6.10	7.14	8.25	10.15	12.03																				
13.3	Gloucester " Lv	7.28	8.20	9.31	10.56	12.53	12.78	1.58	2.23	3.38	4.24	5.07	5.40	5.52	6.10	7.14	8.25	10.15	12.03																				
17.0	Rockport " Ar	7.31	8.30	9.39	11.06	13.03	13.28	1.58	2.23	3.38	4.24	5.07	5.40	5.52	6.10	7.14	8.25	10.15	12.03																				

WEEK-DAYS

Miles	STATIONS.	2500		2504		2506		2508		2510		2514		2516		2518		2520		2526		2528		2534		2536		2538		2544		2546					
		A.M.	P.M.	A.M.	P.M.	A.M.	P.M.	A.M.	P.M.	A.M.	P.M.	A.M.	P.M.	A.M.	P.M.	A.M.	P.M.	A.M.	P.M.	A.M.	P.M.	A.M.	P.M.	A.M.	P.M.	A.M.	P.M.	A.M.	P.M.	A.M.	P.M.						
0.0	Rockport " Mass. Lv	5.54	7.02	7.35	7.52	8.13	8.59	10.06	11.10	12.12	1.10	2.37	3.54	4.50	5.02	6.19	8.56	10.14																			
0.7	Gloucester " Lv	6.03	7.12	7.44	8.01	8.22	9.08	10.15	11.19	12.21	1.21	2.46	4.03	5.02	6.30	9.08	10.23																				
1.4	Magnolia " Lv	6.07	7.17	7.48	8.09	8.26	9.12	10.19	11.23	12.25	1.25	2.46	4.03	5.02	6.30	9.08	10.23																				
2.1	Manchester " Lv	6.15	7.26	7.56	8.14	8.34	9.18	10.26	11.28	12.31	1.33	2.57	4.13	5.16	6.41	9.18	10.33																				
2.8	West Manchester " Lv	6.20	7.31	8.01	8.19	8.39	9.23	10.31	11.33	12.36	1.38	3.03	4.18	5.21	6.46	9.22	10.38																				
3.5	Beverly Farms " Lv	6.23	7.34	8.04	8.22	8.42	9.26	10.34	11.36	12.39	1.41	3.03	4.20	5.24	6.46	9.22	10.38																				
4.2	Prides " Lv	6.28	7.39	8.07	8.25	8.47	9.31	10.39	11.41	12.42	1.43	3.03	4.20	5.24	6.46	9.22	10.38																				
4.9	Montserrat " Lv	6.33	7.44	8.12	8.30	8.52	9.36	10.45	11.47	12.47	1.48	3.11	4.30	5.33	7.00	9.32	10.49																				
5.6	Beverly " Lv	6.39	7.50	8.18	8.37	8.59	9.39	10.51	11.48	12.53	1.54	3.17	4.35	5.41	7.05	9.38	10.55																				
6.3	SALEM " Lv	6.49	8.01	8.29	8.48	9.05	9.49	11.02	11.59	13.00	2.01	3.26	4.41	5.48	7.12	9.45																					
7.0	Swampscott " Lv	6.58	8.10	8.38	8.57	9.14	9.58	11.11	12.08	13.09	2.05	3.32	4.46	5.57	7.17	9.50	11.04																				
7.7	LYNN " Ar	7.08	8.19	8.44	8.57	9.27	10.07	11.20	12.17	13.23	2.23	3.44	5.04	6.16	7.35	10.08	11.24																				
8.4	BOSTON (N. Sta.) " Ar	7.18	8.29	8.54	9.07	9.37	10.17	11.30	12.27	13.33	2.33	3.54	5.14	6.26	7.45	10.18	11.34																				

SUNDAYS

Miles	STATIONS.	2555		2557		2559		2561		2565		2567		2569		2571	
		A.M.	P.M.	A.M.	P.M.	A.M.	P.M.	A.M.	P.M.	A.M.	P.M.	A.M.	P.M.	A.M.	P.M.	A.M.	P.M.
0.0	BOSTON (No. Sta.) Lv	8.00	10.25	12.30	2.45	4.45	5.45	8.00	10.10								
1.5	LYNN " Mass. Lv	8.25	10.44	12.49	3.06	5.04	6.04	8.19	10.29								
2.7	Swampscott " Lv	8.36	10.53	12.58	3.15	5.13	6.13	8.31	10.41								
3.9	SALEM " Lv	8.42	10.58	1.03	3.20	5.18	6.18	8.36	10.46								
4.0	Beverly " Mass. Lv	8.46	1.07	3.24	5.21	6.21	8.40	10.50									
4.9	Monterrat " Lv	8.50	1.12	3.29	5.26	6.26	8.46	10.55									
5.6	Beverly Farms " Lv	8.53	1.16	3.29	5.26	6.27	8.46	10.57									
6.9	West Manchester " Lv	8.58	1.11	3.34	5.31	6.32	8.51	11.02									
7.0	Manchester " Lv	9.02	1.15	3.34	5.31	6.32	8.51	11.02									
9.0	Magnolia " Lv	9.08	1.19	3.39	5.36	6.37	8.56	11.07									
11.3	West Gloucester " Lv	9.16	1.25	3.46	5.44	6.44	9.03	11.20									
13.3	Gloucester " Lv	9.23	1.33	3.54	5.52	6.52	9.11	11.28									
17.0	Rockport " Ar	9.28	1.38	4.00	5.58	6.58	9.16	11.33									

SUNDAYS

Miles	STATIONS.	2550		2554		2556		2558		2560		2564		2566		2568		2570	
		A.M.	P.M.	A.M.	P.M.	A.M.	P.M.	A.M.	P.M.	A.M.	P.M.	A.M.	P.M.	A.M.	P.M.	A.M.	P.M.	A.M.	P.M.
0.0	Rockport " Mass. Lv	6.34	7.36	9.56	11.55	1.21	4.13	6.33	7.42	9.39									
0.7	Gloucester " Lv	6.43	7.45	10.05	12.04	1.30	4.22	6.42	7.51	9.48									
1.4	West Gloucester " Lv	6.48	7.49	10.10	12.09	1.35	4.27	6.47	7.56	9.53									
2.1	Magnolia " Lv	6.55	7.56	10.15	12.14	1.41	4.32	6.54	8.01	9.59									
2.8	Manchester " Lv	7.00	8.01	10.20	12.19	1.46	4.37	6.59	8.06</										



BOSTON AND LAKEPORT—SEE ALSO TABLE 76.

# LAKEPORT BRANCH.

TABLE 48

WEEK-DAYS

SUN.

WEEK-DAYS

SUN.

Miles	STATIONS.	Train Nos.	WEEK-DAYS			SUN.			WEEK-DAYS			SUN.		
			1701	1703	1705	1751	1706	1708	1756					
	BOSTON (N. Sta.) Mass.	Lv	8.40		4.55									
0.0	DOVER	N.H. Ar	10.15		6.34									5.25
0.0	DOVER	Lv	10.27	11.10	6.46									5.31
4.3	Cocheo	"		11.22										5.31
5.9	Pickering	"		11.26										5.48
7.9	Gonic	"		11.26										5.48
9.9	ROCHESTER	Ar	10.57	11.31	7.19									5.56
	BOSTON (No. Sta.) Mass.	Lv	7.50		12.30									6.13
	PORTSMOUTH N.H.	Ar	9.41		2.06									6.17
	PORTSMOUTH	Lv	9.45		4.53									6.25
	ROCHESTER	Ar	B10.57	B7.19										6.37
9.9	ROCHESTER	Lv	11.02		7.28									6.50
17.5	Farmington	"	11.17		7.43									6.50
23.1	New Durham	"	11.31		7.56									6.50
26.5	Alton	"	11.38		8.04									6.50
28.1	Alton Bay	Ar												6.50
28.1	Alton Bay	Lv	11.43		8.09									6.50
29.8	Loon Cove	"	11.46		8.12									6.50
30.3	Brookhurst	"	11.48		8.14									6.50
33.3	Woodlands	"	11.54		8.20									6.50
34.8	West Alton	"	11.58		8.24									6.50
35.4	Smiths Point	"				12.03								6.50
36.8	Ames	"	12.05		8.29									6.50
37.5	Terrace Hill	"	12.04		8.32									6.50
38.0	Lake Shore Park	"	12.06		8.32									6.50
38.9	Greystone	"	12.08		8.34									6.50
39.3	Belknap Point	"	12.11		8.34									6.50
40.5	Glendale	"	12.11		8.38									6.50
41.3	Gilford (Sanders)	"	12.12		8.41									6.50
45.1	Lakeport	Ar	12.24		8.50									6.50
45.1	Lakeport	Lv	12.24		8.52									6.50
46.5	LACONIA	Ar	12.28		8.57									6.50

# NEWBURYPORT AND GEORGETOWN BRANCHES

AND

BOSTON AND HAVERHILL—SEE ALSO TABLE 31

## WAKEFIELD CENTRE

BOSTON AND NEWBURYPORT—SEE ALSO TABLE 32  
BOSTON AND DANVERS—SEE ALSO TABLE 40

TABLE 49

WEEK-DAYS

Miles	STATIONS.	Train Nos.	WEEK-DAYS			WEEK-DAYS			WEEK-DAYS					
			1330	1334	1307	1337	1311	1336	1315	1317				
	BOSTON (N. Sta.) Mass.	Lv	5.41		1.20	14.55		14.58						
0.0	Wakefield Jct.	"			1.38			5.20		5.47	6.05			
0.5	Wakefield Centre	"			1.43			5.25		5.51	6.07			
1.5	Lowell Street	"			1.45			5.28		5.54				
3.1	Lynnfield Centre	"			1.49			5.32		5.59				
6.0	West Peabody	"			1.56			5.38		6.07				
8.1	Collins Street	"			2.01			5.42		6.14				
8.6	Tapleville	"			2.03			5.44		6.14				
9.2	Danvers	"			2.07			5.48		6.17				
10.7	Putnamville	"			2.15			5.56		6.24				
14.7	Topsfield	"			2.24			6.05		6.33				
17.8	East Boxford	"			2.31			6.12		6.38				
20.2	Baldpate	"			2.36			6.17		6.44				
21.2	Georgetown	"	6.18	7.19	2.43			6.24		6.49				
24.2	Groveland	"	6.24	7.27				6.30						
25.4	Island Park	"	6.27											
25.8	Paper Mill	"												
26.6	Haverhill Bridge	"	6.31	7.32				6.36						
27.3	Bradford	"	6.34	7.35				6.44						
27.7	HAVERHILL	"	6.37	7.38				6.48						
24.8	Byfield	"			2.52			6.33		6.57				
30.3	NEWBURYPORT (Plum Island) Ar	"			3.02			6.43		7.06				

TABLE 50

## WAKEFIELD AND LYNNFIELD CTR.

MOTOR COACHES OPERATED BY

BOSTON AND MAINE TRANS. CO.

NO SUNDAY OR HOLIDAY SERVICE

WEEK-DAYS.

Lv WAKEFIELD (R.R. Sta.)	a.m.	p.m.
Ar LYNNFIELD CTR. (R.R. Sta.)	7.00	12.15
	7.18	12.35
Lv WAKEFIELD (R.R. Sta.)	p.m.	p.m.
Ar LYNNFIELD CTR. (R.R. Sta.)	12.20	12.40
	12.50	1.00

Miles	STATIONS.	Train Nos.	WEEK-DAYS			WEEK-DAYS			WEEK-DAYS					
			1331	1300	1330	1304	1306	1335	2624	1334	1308	1337	1336	
	NEWBURYPORT (Plum Island) Lv		5.55					6.56						
	Byfield Mass.		6.05					7.06						
	HAVERHILL	Lv	5.52					6.55						
	Bradford	"	5.55					6.59						
	Haverhill Bridge	"	5.57					7.01						
	Paper Mill	"						7.03						
	Island Park	"						7.04						
	Groveland	"	6.08					7.07						
	Georgetown	Lv	6.11	6.13	6.18			7.14		7.17	7.19	6.14	6.24	
	Baldpate	"		6.17						7.20				
	East Boxford	"		6.23						7.26				
	Topsfield	"		6.30						7.33				
	Putnamville	"		6.39						7.42				
	Danvers	"		6.48						7.50				
	Tapleville	"		6.50						7.52				
	Collins Street	"		6.52						7.54				
	West Peabody	"		6.57						8.00				
	Lynnfield Centre	"		7.03						8.07				
	Lowell Street	"		7.06						8.11				
	Wakefield Centre	"		7.09						8.14				
	Wakefield Jct.	Ar		7.11						8.17				
	BOSTON (N. Sta.)	Ar		7.43						8.37				

Lv WAKEFIELD (R. R. Sta.)	p.m.	p.m.
Ar LYNNFIELD CTR. (R. R. Sta.)	10.00	10.20

## LYNNFIELD CTR. AND WAKEFIELD

WEEK-DAYS.

Lv LYNNFIELD CTR. (R.R. Sta.)	a.m.	p.m.
Ar WAKEFIELD (R.R. Sta.)	7.25	12.40
	7.45	1.00
Lv LYNNFIELD CTR. (R.R. Sta.)	p.m.	p.m.
Ar WAKEFIELD (R.R. Sta.)	3.30	7.00
	3.48	7.20
Lv LYNNFIELD CTR. (R. R. Sta.)	p.m.	p.m.
Ar WAKEFIELD (R. R. Sta.)	10.20	10.40

Motor Coaches will stop at any point enroute to leave or pick up passengers on signal to Driver.

### REFERENCES

b Via Dover and Somersworth Branch.  
/ Stops on signal.

‡ Saturday only.  
u No baggage carried on this train.  
† Except Saturday.  
# Via Jewett.

‡ Runs via Rollinsford and Somersworth.  
\* Will not run Oct. 12, Nov. 11, Nov. 28, Dec. 25, 1929; Jan. 1, Feb. 22, April 19, 1930.  
— Train goes no farther.

# BOSTON AND INTERVALE

**TABLE 51**

Miles	STATIONS.	WEEK-DAYS				SUNDAYS	
		2931 A.M.	2907 A.M.	2917 P.M.	2919 P.M.	2937 P.M.	2951 P.M.
0.0	BOSTON (No.Sta.) Mass. Lv	2.20	9.00	12.30	12.30	4.55	8.30
0.0	LYNN		9.19	12.49	12.49		8.49
0.0	SALEM		9.29	12.59	12.59		8.59
0.0	Beverly		9.34	1.04	1.04		9.03
0.0	Hamilton & Wenham		9.41	1.12	1.12		9.11
0.0	Ipswich		9.49	1.20	1.20		9.19
0.0	NEWBURYPORT		10.03	1.37	1.37		9.33
0.0	PORTSMOUTH N. H. Ar		10.31	2.06	2.06		10.04
Train Nos.							
0.0	PORTSMOUTH N. H. Lv		10.36	2.14	4.53		10.09
0.0	Jewett Me. Ar	Via Dover					
0.0	Jewett Lv						
0.9	Great Works						
1.9	So. Berwick		11.02	2.36	2.36		10.33
2.5	Salmon Falls (E) N. H.		11.05	2.39	2.39		10.36
5.2	Foundry						
5.9	Somersworth		11.15	2.47	2.47		10.45
12.5	ROCHESTER	Ar	6.50	11.27	2.59	5.56	7.19
12.5	ROCHESTER	Lv	8.10	11.36	3.07	3.07	7.32
17.5	Hayes		8.18	11.44	3.15	3.15	7.40
20.4	Milton		8.25	11.51	3.22	3.22	7.47
26.0	Union		8.35	12.01	3.32	3.32	7.57
30.4	Sanbornville	Ar	8.43	12.09	3.40	3.40	8.06
30.4	Sanbornville	Lv		12.19	3.52	3.52	11.52
32.0	Wakfield						
35.7	Burleyville			12.32	4.04	4.04	12.05
38.9	Mathews				4.10	4.10	12.13
43.8	Ossipee			12.47	4.20	4.20	12.22
48.7	Mountainview (Ctr. Ossipee)			12.57	4.30	4.30	12.32
51.5	Lakewood N. H.						
54.8	Mount Whittier		1.09	4.46	4.46	12.44	12.44
59.1	Madison		1.20	4.56	4.56	12.55	12.55
66.1	Conway		1.33	5.08	5.08	1.08	1.08
71.4	North Conway		1.44	5.19	5.19	1.21	1.21
73.1	INTERVALE	Ar	1.54	5.24	5.24	1.26	1.26
Train Nos.							
73.1	INTERVALE N. H. Lv			1.68	1.68		
76.5	Glen and Jackson			1.74	1.74		
82.2	Bartlett			1.80	1.80		
96.8	Crawfords			1.90	1.90		
100.0	BRETTON WOODS						
100.8	FABYAN'S N. H.						
105.3	Twin Mountain						
123.1	Lancaster	Ar					

Miles	STATIONS.	WEEK-DAYS				SUNDAYS	
		2932 A.M.	2916 A.M.	2938 P.M.	2918 P.M.	2956 P.M.	
0.0	Lancaster N. H. Lv						
0.0	Twin Mountain						
0.0	FABYAN'S						
0.0	BRETTON WOODS						
0.0	Crawfords						
0.0	Bartlett						
0.0	Glen and Jackson						
0.0	INTERVALE M.C. Ar						
Train Nos.							
0.0	INTERVALE N. H. Lv		7.22		4.06	4.49	
0.0	North Conway		7.27		4.12	4.55	
0.0	Conway		7.36		4.22	5.05	
0.0	Madison		7.48		4.35	5.17	
0.0	Mount Whittier		7.57		4.44	5.26	
0.0	Lakewood		7.57		4.44	5.26	
0.0	Mountainview (Ctr. Ossipee)		8.08		4.54	5.38	
0.0	Ossipee		8.17		5.03	5.49	
0.0	Mathews N. H.		8.30				
0.0	Burleyville		8.37		5.17	6.02	
0.0	Wakfield		8.37				
0.0	Sanbornville	Ar	8.41		5.26	6.11	
0.0	Sanbornville	Lv	7.19	8.48	5.13	5.31	6.16
0.0	Union		7.29	8.56	5.21	5.38	6.25
0.0	Milton		7.38	9.04	5.31	5.46	6.35
0.0	Hayes		7.44	9.10	5.37	5.51	6.41
0.0	ROCHESTER	Ar	7.51	9.17	5.44	5.58	6.50
0.0	ROCHESTER	Lv	8.01	9.25		6.03	7.02
0.0	Somersworth			9.38		6.15	7.14
0.0	Foundry						
0.0	Salmon Falls (E) Me.			9.45		6.21	7.20
0.0	So. Berwick			9.48		6.24	7.23
0.0	Great Works						
0.0	Jewett	Ar					
0.0	Jewett	Lv					
0.0	PORTSMOUTH N. H. Ar	Via Dover	10.12			6.48	7.47
Train Nos.							
0.0	PORTSMOUTH N. H. Lv		10.17			7.04	7.55
0.0	NEWBURYPORT Mass. Ar					7.33	8.27
0.0	Ipswich					7.48	8.41
0.0	Hamilton & Wenham					7.55	8.49
0.0	Beverly					8.03	8.58
0.0	SALEM					8.09	9.03
0.0	LYNN					8.19	9.14
0.0	BOSTON (No.Sta.) Ar		10.17	11.59		8.33	9.32

## SANBORNVILLE-WOLFEBORO

**TABLE 51**

Miles	STATIONS.	WEEK-DAYS				SUNDAYS	
		2931 A.M.	2933 P.M.	2935 P.M.	2937 P.M.	2937 P.M.	2951 P.M.
0.0	Sanbornville N. H. Lv	8.45	12.22	3.52	3.52	8.06	
1.9	Brookfield	8.49	12.26	3.56	3.56	8.10	
5.8	Cotton Valley	8.56	12.33	4.03	4.03	8.17	
8.3	Fernald	9.02	12.39	4.09	4.09	8.23	
11.5	Wolfboro Falls	9.08	12.45	4.15	4.15	8.29	
12.0	Wolfboro	9.10	12.47	4.17	4.17	8.31	

Miles	STATIONS.	WEEK-DAYS				SUNDAYS	
		2932 A.M.	2934 P.M.	2936 P.M.	2938 P.M.	2956 P.M.	
0.0	Wolfboro N. H. Lv	6.54	11.45	3.19	4.46		
0.0	Wolfboro Falls	6.56	11.47	3.21	4.48		
0.0	Fernald	7.02	11.53	3.27	4.54		
0.0	Cotton Valley	7.08	11.59	3.33	5.00		
0.0	Brookfield	7.15	12.06	3.40	5.07		
0.0	Sanbornville	7.19	12.10	3.44	5.11		

## BOSTON AND ROCHESTER VIA DOVER

**TABLE 51**

Miles	STATIONS.	WEEK-DAYS				SUNDAYS	
		101 A.M.	109 A.M.	117 P.M.	121 P.M.	139 P.M.	1005 P.M.
0.0	BOSTON (No.Sta.) Mass. Lv	2.20	8.43	12.30	1.15	4.55	8.00
0.0	SO. LAWRENCE	3.09	9.17	1.09	1.51	5.22	8.39
0.0	Haverhill	3.27	9.31	1.23	2.04	5.46	8.53
0.0	Exeter	3.56	9.54	1.50	2.26	6.13	9.16
0.0	DOVER	4.23	10.15	2.22	2.46	6.34	9.37
Train Nos.							
0.0	DOVER N. H. Lv	2903	1701	1801	2919	1705	1751
0.0	Rollinsford	6.21	10.27	2.28	2.25	6.46	10.43
0.0	Crocketts Crossing	6.23	10.34	2.34	2.34	6.52	10.43
0.0	Foundry	6.33			5.37	6.57	
0.0	Somersworth (Berwick)	6.37	10.45	2.40	5.43	7.01	8.03
0.0	ROCHESTER	6.50	10.57		5.56	7.19	8.19

Miles	STATIONS.	WEEK-DAYS				SUNDAYS	
		2900 A.M.	2908 A.M.	2910 P.M.	1802 P.M.	1708 P.M.	2952 P.M.
0.0	ROCHESTER N. H. Lv	5.35	8.01	12.13	4.21	9.40	6.52
0.0	Somersworth (Berwick)	5.47	8.14	12.26	2.52	4.33	9.54
0.0	Foundry N. H.	5.49	8.16		2.55	4.35	9.56
0.0	Crocketts Crossing	5.51					
0.0	Rollinsford	6.10			3.00	4.40	10.02
0.0	DOVER	6.16	8.27		3.06	4.46	10.09
Train Nos.							
0.0	DOVER N. H. Lv	124	130	2908	156	168	1010
0.0	Exeter	6.32	8.35	8.37	1.51	5.06	10.22
0.0	Haverhill	7.00	8.57	9.29	1.13	5.27	10.46
0.0	SO. LAWRENCE	7.38	9.26	10.12	1.38	5.50	11.09
0.0	BOSTON (No.Sta.)	7.58	9.40	10.29	1.52	6.03	11.23
0.0	BOSTON (No.Sta.)	8.42	10.17	11.20	2.30	6.39	12.00

## DOVER BRANCH

**TABLE 52**

Miles	STATIONS.	WEEK-DAY			SUNDAYS	
		2703 A.M.	2707 P.M.	2919 P.M.	1751 A.M.	2957 A.M.
0.0	BOSTON (No.Sta.) Mass. Lv	7.50	12.30		8.30	11.00
0.0	PORTSMOUTH N. H. Lv	9.45	2.08	4.53	10.07	12.45
0.0	Freeman's Point			4.56		
0.0	Piscataqua			4.58		
0.0	Rollins Farm			5.00		
0.0	Dye Plant			5.02		
0.0	Newington			5.03		
0.0	Dover Point			5.08		
0.0	Sawyer			5.17		
0.0	Folsom Street			5.21		
0.0	DOVER	10.11	2.34	5.25	10.33	1.09

Miles	STATIONS.	WEEK-DAYS			SUNDAYS	
		2900 A.M.	2704 P.M.	2706 P.M.	2952 A.M.	1756 P.M.
0.0	DOVER N. H. Lv	6.23	12.53	4.23		10.31
0.0	Folsom Street	6.26				7.25
0.0	Sawyer	6.30				
0.0	Dover Point	6.39				
0.0	Newington	6.41				
0.0	Dye Plant	6.43				
0.0	Rollins Farm	6.45				
0.0	Piscataqua	6.48				
0.0	Freeman's Point	6.50				
0.0	PORTSMOUTH	6.54	1.18	4.50		10.56
0.0	BOSTON (No.Sta.) Mass. Ar	9.07	2.47	6.50		12.46

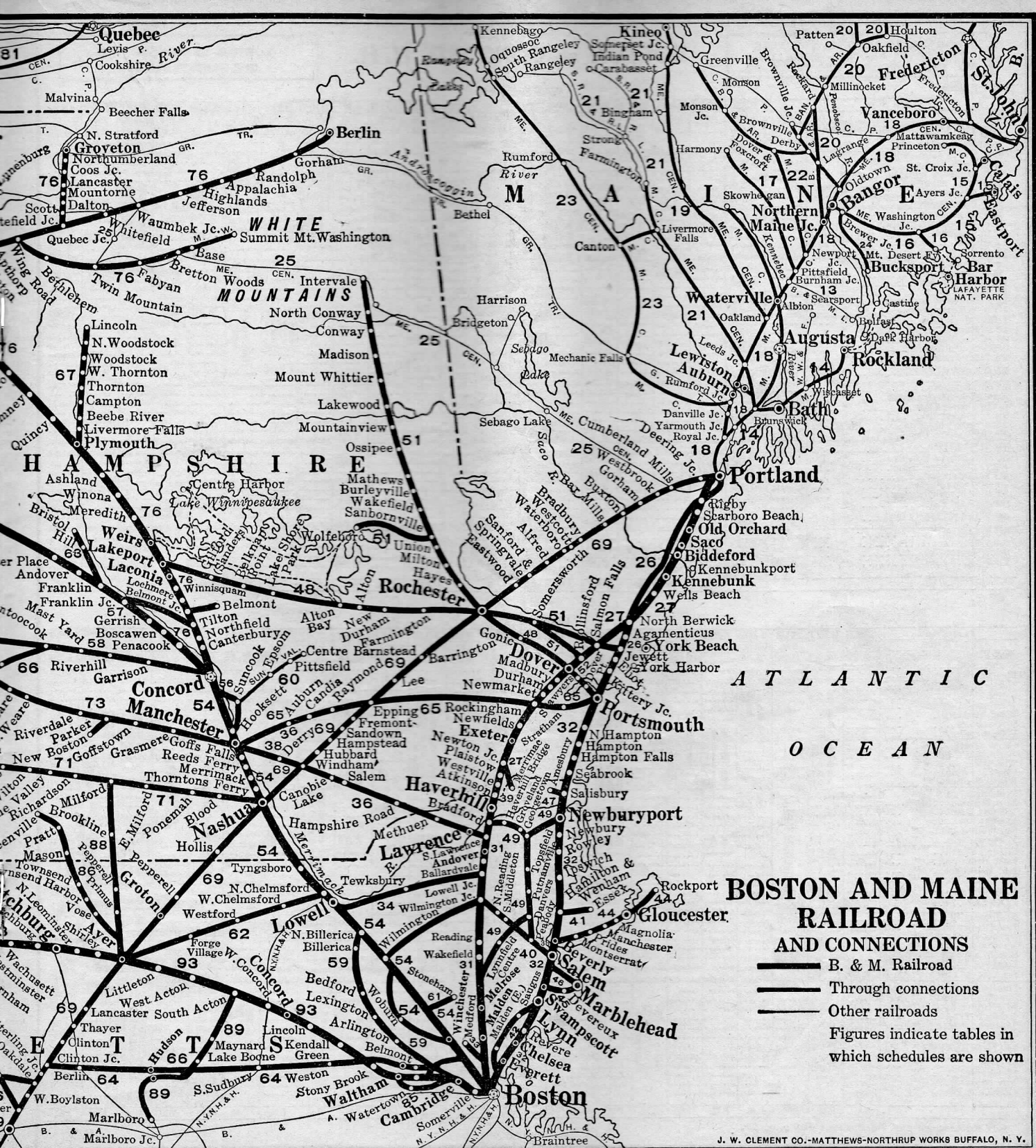
**REFERENCES**

- f Stops on signal. e Stops to leave.
- Meal Station.
- o Station for The Mt. Pleasant and The Mt. Washington.
- ▲ Via Gonic.
- ▲ Train goes no farther.

TRAIN No. 2907  
Coaches



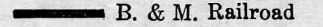
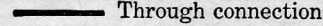
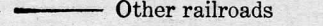




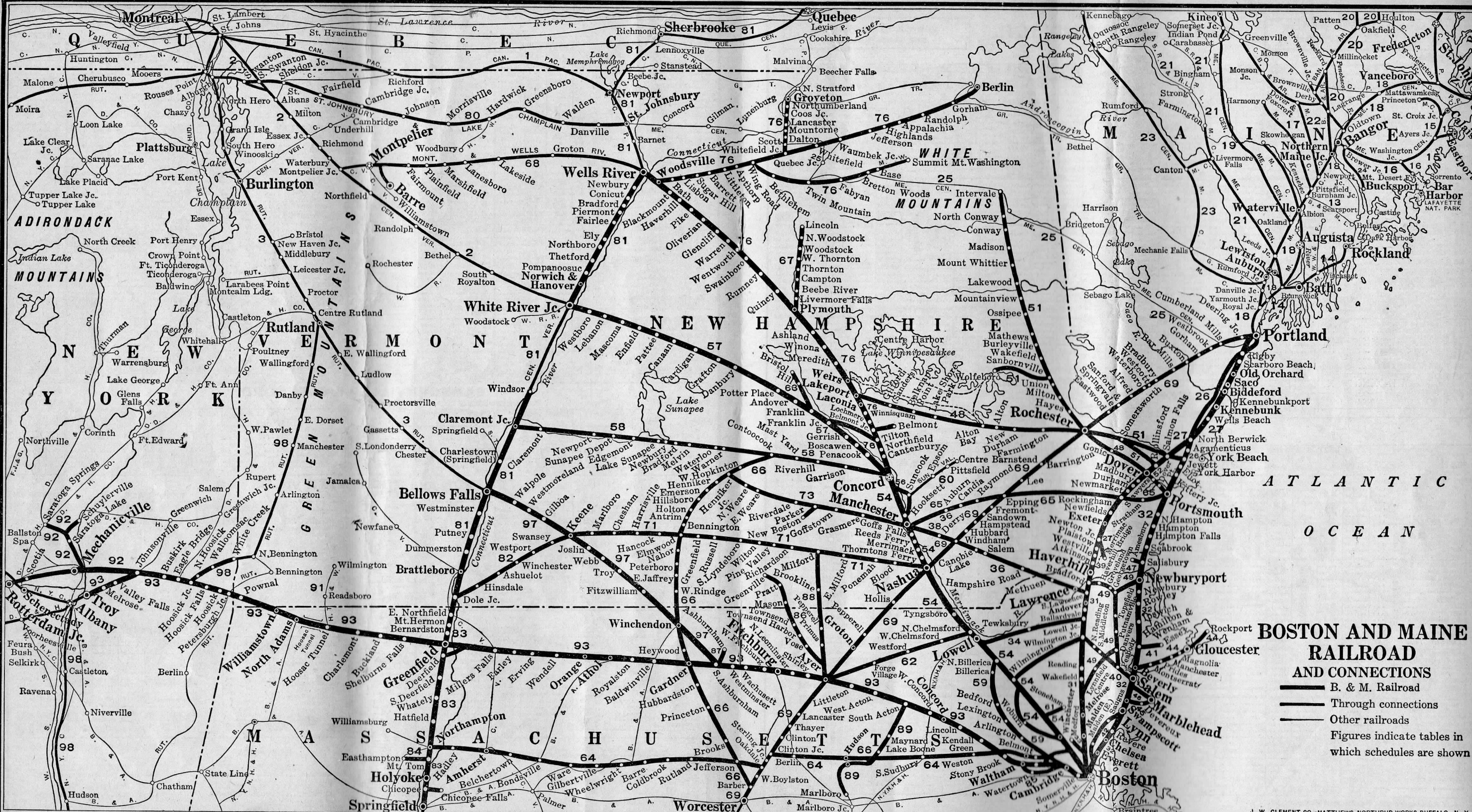
ATLANTIC  
OCEAN

**BOSTON AND MAINE  
RAILROAD**




**AND CONNECTIONS**

-  B. & M. Railroad
-  Through connections
-  Other railroads
- Figures indicate tables in which schedules are shown





**BOSTON AND MAINE RAILROAD AND CONNECTIONS**

-  B. & M. Railroad
-  Through connections
-  Other railroads

Figures indicate tables in which schedules are shown



BOSTON TO LOWELL, SEE ALSO TABLES 34 AND 59. LOWELL TO NO. CHELMSFORD, SEE TABLE 62.

BOSTON TO CONCORD, N. H.

BOSTON TO MANCHESTER SEE ALSO TABLE 36.

TABLE 54

		WEEK-DAYS																				
Miles	Train Nos. STATIONS	1	303	3301	3401	3303	305	3307	5	3311	3309	3313	9	3315	3317	3403	3319	309	3321	3323	3325	
		A.M.	A.M.	A.M.	A.M.	A.M.	A.M.	A.M.	A.M.	A.M.	A.M.	A.M.	P.M.	P.M.	P.M.	P.M.	P.M.	P.M.	P.M.	P.M.	P.M.	P.M.
0.0	BOSTON (No. Sta.) Mass. Lv	3.00	6.00																			
2.4	Winter Hill	3.08	6.08				6.40	7.35	8.05	9.00	10.00	10.15	11.00	11.40	12.30	12.40	1.05	1.45	2.00	2.31	3.05	3.45
2.8	Somerville Jct.						6.47	7.35	8.05	9.00	10.00	10.15	11.00	11.40	12.30	12.40	1.05	1.45	2.00	2.31	3.05	3.45
3.6	North Somerville						6.50	7.35	8.05	9.00	10.00	10.15	11.00	11.40	12.30	12.40	1.05	1.45	2.00	2.31	3.05	3.45
4.0	Tufts College		6.08				6.50	7.35	8.05	9.00	10.00	10.15	11.00	11.40	12.30	12.40	1.05	1.45	2.00	2.31	3.05	3.45
4.6	Medford Hillside						6.56	7.35	8.05	9.00	10.00	10.15	11.00	11.40	12.30	12.40	1.05	1.45	2.00	2.31	3.05	3.45
5.5	West Medford		6.14				6.56	7.45	8.16	9.00	10.00	10.27	11.10	11.50	12.50	1.05	1.55	2.00	2.41	3.05	3.55	
7.3	Wedgemere						6.56	7.45	8.24	9.00	10.00	10.31	11.16	11.54	12.52	1.05	1.59	2.00	2.45	3.05	3.58	
7.8	Winchester		6.22	6.30	6.58	7.01	7.51	8.27	8.35	9.00	10.00	10.34	11.16	11.58	12.57	1.20	1.37	2.01	2.47	3.20	4.02	
9.0	Cross Street						7.04	7.51	8.27	9.00	10.00	10.37	11.16	11.58	12.57	1.20	1.37	2.01	2.47	3.20	4.02	
9.5	Woburn Highlands			6.33			7.06	7.51	8.31	9.00	10.00	10.40	11.22	12.06	1.06	1.24	2.04	2.50	3.20	4.02	4.07	
10.0	Woburn			6.35			7.08	7.51	8.35	9.00	10.00	10.40	11.22	12.06	1.03	1.27	2.08	2.52	3.20	4.02	4.09	
11.0	Central Square			6.38			7.12	7.51	8.35	9.00	10.00	10.40	11.22	12.06	1.05	1.27	2.11	2.52	3.20	4.02	4.12	
12.2	North Woburn						7.12	7.51	8.35	9.00	10.00	10.40	11.22	12.06	1.05	1.27	2.14	2.52	3.20	4.02	4.19	
9.0	Winchester Highlands						7.02	7.51	8.35	9.00	10.00	10.40	11.22	12.06	1.05	1.27	2.14	2.52	3.20	4.02	4.19	
9.8	Montvale						7.02	7.51	8.35	9.00	10.00	10.40	11.22	12.06	1.05	1.27	2.14	2.52	3.20	4.02	4.19	
10.5	Walnut Hill		6.27				7.02	7.51	8.35	9.00	10.00	10.40	11.22	12.06	1.05	1.27	2.14	2.52	3.20	4.02	4.19	
11.7	Mishawum						7.18	8.03	8.35	9.00	10.00	10.40	11.22	12.06	1.05	1.27	2.14	2.52	3.20	4.02	4.19	
12.7	South Wilmington		6.31				7.18	8.03	8.35	9.00	10.00	10.40	11.22	12.06	1.05	1.27	2.14	2.52	3.20	4.02	4.19	
15.2	Wilmington		6.36				7.18	8.03	8.35	9.00	10.00	10.40	11.22	12.06	1.05	1.27	2.14	2.52	3.20	4.02	4.19	
16.6	Silver Lake						7.18	8.03	8.35	9.00	10.00	10.40	11.22	12.06	1.05	1.27	2.14	2.52	3.20	4.02	4.19	
19.2	East Billerica		6.45				7.18	8.03	8.35	9.00	10.00	10.40	11.22	12.06	1.05	1.27	2.14	2.52	3.20	4.02	4.19	
21.8	No. Billerica		6.50				7.18	8.03	8.35	9.00	10.00	10.40	11.22	12.06	1.05	1.27	2.14	2.52	3.20	4.02	4.19	
23.3	South Lowell		6.54				7.18	8.03	8.35	9.00	10.00	10.40	11.22	12.06	1.05	1.27	2.14	2.52	3.20	4.02	4.19	
24.7	Bleachery		6.57				7.18	8.03	8.35	9.00	10.00	10.40	11.22	12.06	1.05	1.27	2.14	2.52	3.20	4.02	4.19	
25.6	LOWELL	Ar Lv	3.37	7.07			8.25	9.38	10.36					1.07	2.00		2.27	2.48		3.48		
27.3	Middlesex		3.50	7.07			8.25	9.38	10.36					1.07	2.00		2.27	2.48		3.48		
28.6	No. Chelmsford						8.25	9.38	10.36					1.07	2.00		2.27	2.48		3.48		
30.5	Vesper Club						8.25	9.38	10.36					1.07	2.00		2.27	2.48		3.48		
32.1	Tyngsboro		7.18				8.58	10.10	10.57					1.29	2.20		2.30					
35.2	South Nashua	N. H.					8.58	10.10	10.57					1.29	2.20		2.30					
39.0	Nashua Un. Sta.	Ar	4.17	7.33			8.46	10.00	10.57					1.29	2.20		2.30					
39.3	NASHUA CITY						8.46	10.00	10.57					1.29	2.20		2.30					
39.0	Nashua Un. Sta.	Lv	4.17	7.33			8.58	10.10	10.57					1.29	2.20		2.30					
44.7	Thornton's Ferry		7.43				8.58	10.10	10.57					1.29	2.20		2.30					
46.1	Merrimack		7.46				9.06	10.09	10.57					1.29	2.20		2.30					
47.8	Reeds Ferry		7.49				9.09	10.09	10.57					1.29	2.20		2.30					
51.8	Moore's Crossing						9.20	10.29	11.21					1.55	2.48		2.48					
52.0	Goffs Falls		7.55				9.28	10.29	11.21					1.55	2.48		2.48					
55.7	MANCHESTER	Ar Lv	4.53	8.05			9.20	10.29	11.21					1.55	2.48		2.48					
60.5	Martin						9.28	10.29	11.21					1.55	2.48		2.48					
64.4	Hooksett						9.28	10.29	11.21					1.55	2.48		2.48					
66.9	Suncook		8.20	8.30			9.55	10.55	11.45					2.20			2.48					
73.3	CONCORD	Ar	5.20	8.42			9.55	10.55	11.45					2.20			2.48					

WEEK-DAYS

		WEEK-DAYS																						
Miles	Train Nos. STATIONS	8225	3327	313	3409	3329	3331	315	3333	317	3215	3413	319	3335	3417	3337	323	3339	3341	325	15	3343	3345	3347
		P.M.	P.M.	P.M.	P.M.	P.M.	P.M.	P.M.	P.M.	P.M.	P.M.	P.M.	P.M.	P.M.	P.M.	P.M.	P.M.	P.M.	P.M.	P.M.	P.M.	P.M.	P.M.	P.M.
0.0	BOSTON (No. S.) Mass. Lv	4.00	4.15	4.30	4.40		5.05	5.14	5.16	5.18	5.20	5.30	5.38	5.45	6.00	6.15	6.30	7.00	7.45	8.30	9.00	9.30	10.30	11.35
2.4	Winter Hill						5.05	5.14	5.16	5.18	5.20	5.30	5.38	5.45	6.00	6.15	6.30	7.00	7.45	8.30	9.00	9.30	10.30	11.35
2.8	Somerville Jct.						5.05	5.14	5.16	5.18	5.20	5.30	5.38	5.45	6.00	6.15	6.30	7.00	7.45	8.30	9.00	9.30	10.30	11.35
3.6	North Somerville						5.05	5.14	5.16	5.18	5.20	5.30	5.38	5.45	6.00	6.15	6.30	7.00	7.45	8.30	9.00	9.30	10.30	11.35
4.0	Tufts College		4.23				5.05	5.14	5.16	5.18	5.20	5.30	5.38	5.45	6.00	6.15	6.30	7.00	7.45	8.30	9.00	9.30	10.30	11.35
4.6	Medford Hillside			4.49			5.05	5.14	5.16	5.18	5.20	5.30	5.38	5.45	6.00	6.15	6.30	7.00	7.45	8.30	9.00	9.30	10.30	11.35
5.5	West Medford		4.26	4.54			5.15	5.19	5.22	5.24	5.26	5.40	5.48	6.00	6.15	6.30	7.00	7.45	8.30	9.00	9.30	10.30	11.35	
7.3	Wedgemere		4.30	4.58			5.19	5.23	5.26	5.28	5.40	5.48	5.56	6.00	6.15	6.30	7.00	7.45	8.30	9.00	9.30	10.30	11.35	
7.8	Winchester		4.33	5.00			5.21	5.25	5.28	5.30	5.40	5.48	5.56	6.00	6.15	6.30	7.00	7.45	8.30	9.00	9.30	10.30	11.35	
9.0	Cross Street						5.09	5.24	5.26	5.28	5.40	5.48	5.56	6.00	6.15	6.30	7.00	7.45	8.30	9.00	9.30	10.30	11.35	
9.5	Woburn H'g T'ds		4.36	5.09			5.24	5.28	5.30	5.32	5.40	5.48	5.56	6.00	6.15	6.30	7.00	7.45	8.30	9.00	9.30	10.30	11.35	
9.5	Woburn		4.38	5.11			5.27	5.30	5.32	5.40	5.48	5.56	6.00	6.15	6.30	7.00	7.45	8.30	9.00	9.30	10.30	11.35		
11.0	Central Square		4.41</																					



BOSTON TO LOWELL SEE ALSO TABLES 34 AND 59  
LOWELL TO NO. CHELMSFORD, SEE TABLE 62

BOSTON TO CONCORD, N. H.

BOSTON TO MANCHESTER  
SEE ALSO TABLE 36.

TABLE 54

SUNDAYS

Train Nos.	307	5	3363	9	8257	3365	3367	3009	3371	325	15	3343	3377
STATIONS.	A.M.	A.M.	A.M.	P.M.	P.M.	P.M.	P.M.	P.M.	P.M.	P.M.	P.M.	P.M.	P.M.
BOSTON (No. Sta) Mass. Lv	9.00	10.00	10.05	12.30	2.00	3.30	5.00	5.45	7.15	8.30	9.00	9.30	11.00
Winte Hill	.....	.....	.....	.....	.....	.....	.....	.....	.....	.....	.....	.....	.....
Somerville	.....	.....	.....	.....	.....	.....	.....	.....	.....	.....	.....	.....	.....
North Somerville	.....	.....	.....	.....	.....	.....	.....	.....	.....	.....	.....	.....	.....
Tufts College	.....	.....	.....	.....	.....	.....	.....	.....	.....	.....	.....	.....	.....
Medford Hillside	.....	.....	.....	.....	.....	.....	.....	.....	.....	.....	.....	.....	.....
West Medford	.....	.....	10.20	.....	.....	.....	.....	.....	.....	.....	.....	.....	.....
Wedgemere	.....	.....	10.24	.....	.....	.....	.....	.....	.....	.....	.....	.....	.....
Winchester	.....	.....	10.28	.....	.....	.....	.....	.....	.....	.....	.....	.....	.....
Cross Street	.....	.....	.....	.....	.....	.....	.....	.....	.....	.....	.....	.....	.....
Woburn Highds	.....	.....	.....	.....	.....	.....	.....	.....	.....	.....	.....	.....	.....
Woburn	.....	.....	.....	.....	.....	.....	.....	.....	.....	.....	.....	.....	.....
Central Square	.....	.....	.....	.....	.....	.....	.....	.....	.....	.....	.....	.....	.....
North Woburn	.....	.....	.....	.....	.....	.....	.....	.....	.....	.....	.....	.....	.....
Winchester Highlands	.....	.....	.....	.....	.....	.....	.....	.....	.....	.....	.....	.....	.....
Montvale	.....	.....	.....	.....	.....	.....	.....	.....	.....	.....	.....	.....	.....
Walnut Hill	.....	.....	.....	.....	.....	.....	.....	.....	.....	.....	.....	.....	.....
Mishawum	.....	.....	.....	.....	.....	.....	.....	.....	.....	.....	.....	.....	.....
South Wilmington	.....	.....	.....	.....	.....	.....	.....	.....	.....	.....	.....	.....	.....
Wilmington	.....	.....	10.49	.....	.....	.....	.....	.....	.....	.....	.....	.....	.....
Silver Lake	.....	.....	.....	.....	.....	.....	.....	.....	.....	.....	.....	.....	.....
East Billerica	.....	.....	.....	.....	.....	.....	.....	.....	.....	.....	.....	.....	.....
No. Billerica	.....	.....	.....	12.59	2.47	.....	.....	.....	.....	.....	.....	.....	.....
South Lowell	.....	.....	.....	.....	.....	.....	.....	.....	.....	.....	.....	.....	.....
Bleachery	.....	.....	.....	.....	.....	.....	.....	.....	.....	.....	.....	.....	.....
LOWELL	Ar	Lv	9.38	10.36	.....	1.07	2.57	4.22	6.30	8.06	9.09	9.38	10.25
Middlesex	.....	.....	.....	.....	.....	.....	.....	.....	.....	.....	.....	.....	.....
No. Chelmsford	.....	.....	.....	.....	.....	.....	.....	.....	.....	.....	.....	.....	.....
Vesper Club	.....	.....	.....	.....	.....	.....	.....	.....	.....	.....	.....	.....	.....
Tyngsboro	.....	.....	.....	.....	.....	.....	.....	.....	.....	.....	.....	.....	.....
South Nashua	.....	.....	.....	.....	.....	.....	.....	.....	.....	.....	.....	.....	.....
Nashua Un. Sta.	Ar	Lv	10.00	10.57	.....	1.29	3.20	.....	6.53	.....	9.32	10.01	.....
NASHUA CITY	.....	.....	.....	.....	.....	.....	.....	.....	.....	.....	.....	.....	.....
Nashua Un. Sta.	Lv	.....	10.00	10.57	.....	1.29	.....	.....	6.53	.....	9.32	10.01	.....
Thorntons Ferry	.....	.....	.....	.....	.....	.....	.....	.....	.....	.....	.....	.....	.....
Merrimack	.....	.....	.....	.....	.....	.....	.....	.....	.....	.....	.....	.....	.....
Reeds Ferry	.....	.....	.....	.....	.....	.....	.....	.....	.....	.....	.....	.....	.....
Moore's Crossing	.....	.....	.....	.....	.....	.....	.....	.....	.....	.....	.....	.....	.....
Goffs Falls	.....	.....	.....	.....	.....	.....	.....	.....	.....	.....	.....	.....	.....
MANCHESTER	Ar	Lv	10.29	11.21	.....	1.55	.....	.....	7.22	.....	10.03	10.28	.....
Martin	.....	.....	.....	.....	.....	.....	.....	.....	.....	.....	.....	.....	.....
Hooksett	.....	.....	.....	.....	.....	.....	.....	.....	.....	.....	.....	.....	.....
Suncook	.....	.....	.....	.....	.....	.....	.....	.....	.....	.....	.....	.....	.....
CONCORD	Ar	.....	10.55	11.45	.....	2.20	.....	.....	7.50	.....	10.30	10.55	.....

**EQUIPMENT**

**TRAIN No. 1.**  
Sleeping Car..New York to Plymouth (Except Saturdays)  
(Until Oct. 11, inc.)  
Coaches.

**TRAIN No. 303.**  
Sleeping Car.New York to Concord, N. H (Except Saturday.)  
Coaches

**TRAIN No. 5.**  
**ALOUETTE**  
Parlor Car..(Observation Lounge) Boston to Montreal via C. P. Ry.  
Cafe Car...Boston to Montreal via C. P. Ry.  
Coaches...Boston to Montreal via C. P. Ry.

**TRAIN No. 15.**  
**RED WING**  
Sleeping Cars.(Compartment Observation Lounge and Buffet.) Boston to Montreal via C. P. Ry.  
Boston to Quebec, P. Q., via Plymouth and C. P. and Q. C. Ry.s.  
Coaches...Boston to Montreal via C. P. Ry.  
Boston to Quebec P. Q. via Plymouth and C. P. & Q. C. Ry.s.

**TRAIN No. 307.**  
**AMBASSADOR**  
Parlor Car....(Observation) Boston to Montreal via C. V. and C. N. Ry.s. (Radio Equipment).  
Dining Car...Boston to Montreal via C. V. and C. N. Ry.s.  
Coaches...Boston to Montreal via C. V. and C. N. Ry.s.

**TRAIN No. 313.**  
Coaches.

**TRAIN No. 325.**  
**NEW ENGLANDER**  
Sleeping Cars (Lounge) Boston to Montreal via C. V. and C. N. Ry.s.  
Boston to Burlington via C. V. Ry.  
Coaches... Boston to Montreal via C.V. and C. N. Ry.s.

\* Daily.  
† Except Saturday.  
‡ Meal station.  
§ Saturdays only.  
¶ Stops on signal.

REFERENCES

e Stops to leave.  
s Runs Sundays and holidays only.  
u No baggage carried on this train.  
v Stops to take.  
w Runs Sat., Sun. and Holidays.  
x Runs Sun., Mon. and days after Holidays.

\* Will not run Oct. 12, Nov. 11, Nov. 28, Dec. 25, 1929, Jan. 1, Feb. 22, April 19, 1930.

† Railroad tickets honored between Lowell and Nashua on these trips only.  
‡ Will not run Sat., Sun. or holidays.  
§ Motor Bus.  
¶ Train goes no farther.

BOSTON AND LOWELL, NASHUA AND MANCHESTER

MOTOR COACHES OPERATED BY BOSTON AND MAINE TRANSPORTATION CO.  
SERVICE DAILY UNLESS OTHERWISE NOTED

TABLE 55

		Northbound													
		Bus	Bus	Bus	Bus	Bus	Bus	Bus	Bus	Bus	Bus	Bus	Bus	Bus	Bus
		A.M.	A.M.	P.M.	P.M.	P.M.	P.M.	P.M.	P.M.	P.M.	P.M.	P.M.	P.M.	P.M.	P.M.
Lv Boston	Mass.	8:50	10:50	12:50	2:50	3:50	4:20	5:14	6:30	7:45	8:20	9:30	9:50	11:25	.....
Ar Lowell	.....	.....	.....	.....	.....	.....	.....	.....	.....	.....	.....	.....	.....	.....	.....
Lv Lowell	.....	.....	.....	.....	.....	.....	.....	.....	.....	.....	.....	.....	.....	.....	.....
Ar Nashua	N. H.	12.00	2.00	3.00	3.30	.....	.....	.....	.....	.....	.....	.....	.....	.....	.....
Ar Thornton's Ferry	.....	12.40	2.40	3.40	4.10	.....	.....	.....	.....	.....	.....	.....	.....	.....	.....
Ar Merrimack	.....	12.56	2.56	3.56	4.26	.....	.....	.....	.....	.....	.....	.....	.....	.....	.....
Ar Reed's Ferry	.....	12.59	2.59	3.59	4.29	.....	.....	.....	.....	.....	.....	.....	.....	.....	.....
Ar Manchester	Mass.	11:31	1.20	3.20	4.20	4.50	6.35	.....	.....	.....	.....	.....	.....	.....	.....

		Southbound													
		Bus	Bus	Bus	Bus	Bus	Bus	Bus	Bus	Bus	Bus	Bus	Bus	Bus	Bus
		A.M.	A.M.	P.M.	P.M.	P.M.	P.M.	P.M.	P.M.	P.M.	P.M.	P.M.	P.M.	P.M.	P.M.
Lv Manchester	N. H.	7.00	9.00	10.05	10.30	12.30	2.00	3.45	5.00	6.00	7.00	8.00	.....	.....	.....
Lv Reed's Ferry	.....	7.23	9.23	10.53	12.53	2.23	4.08	5.23	.....	.....	.....	.....	.....	.....	.....
Lv Merrimack	.....	7.31	9.31	11.01	1.01	2.23	4.16	5.31	.....	.....	.....	.....	.....	.....	.....
Lv Thornton's Ferry	.....	7.35	9.35	11.05	1.05	2.25	4.20	5.35	.....	.....	.....	.....	.....	.....	.....
Lv Nashua	.....	7.50	9.50	11.20	1.20	2.45	4.35	5.50	6.50	7.50	8.50	.....	.....	.....	.....
Ar Lowell	Mass.	8.25	10.25	11.55	1.55	2.50	5.10	6.25	7.25	8.25	.....	.....	.....	.....	.....
Lv Lowell	Mass.	.....	.....	.....	.....	.....	.....	.....	.....	.....	.....	.....	.....	.....	.....
Ar Boston	.....	8.45	11.45	12.45	1.15	3.15	4.45	6.30	7.45	8.45	9.45	10.40	.....	.....	.....

WAITING ROOMS AND TICKET OFFICES.

**Manchester, N. H.**  
Rice Varick Hotel, Phone 530.  
Hotel Carpenter, Phone 7520  
Manchester R. R. Station, Phone 367

**Nashua, N. H.**  
Nashua City R. R. Station, Phone 8389.  
Selling Interstate Tickets only  
The Tavern, Phone 1928  
Central Fruit Store, 199 Main St., Phone 1015-W

**Lowell, Mass.**  
Liggett's Drug Store, Cor. Central & Jackson Sts., Phone 7056  
B. & M. R. R. Station, Phone 2571

**Derry, N. H.**  
Family Drug Store, Phone 257.

**Boston, Mass.**  
Park Square Motor Coach Terminal, Phone Hubbard 3900

**THORNTONS FERRY, N.H.**  
MERRIMACK, N.H. Carroll's Filling Station  
REEDS FERRY, N.H. Jenkins Filling Station

THURSDAYS and SATURDAYS ONLY Leave MANCHESTER 9.30 P.M. for Reeds Ferry and Merrimack (will run through to Thornton's Ferry if passengers for that point).

Coaches Carry Interstate Passengers Only Except Between Manchester or Nashua and Reeds Ferry, Merrimack and Thornton's Ferry.  
RAILROAD TICKETS HONORED NORTH OF NASHUA FOR TRANSPORTATION OF INTRASTATE PASSENGERS ONLY.











# LEXINGTON BRANCH

BOSTON AND LOWELL SEE ALSO TABLES 34 AND 54.

TABLE 59

		WEEK-DAYS				
Miles	Train Nos. STATIONS.	3203	3207	3211	3215	3217 3223
		*A.M.	*P.M.	*P.M.	*P.M.	*P.M.
0.0	BOSTON (No. Sta.) Lv	7.05	1.32	4.31	5.20	5.45
2.4	Cambridge			4.39	5.28	5.54
5.4	Lake Street	7.17	1.45	4.45	5.33	6.00
6.3	Arlington	7.19	1.48	4.48	5.38	6.05
7.2	Brattle			4.50	5.40	6.08
8.0	Arlington Heights	7.30	1.55	4.53	5.44	6.12
9.0	East Lexington			4.56	5.46	6.15
9.7	Pierces Bridge			4.58	5.48	6.18
10.0	Munroe	7.36	2.02	5.00	5.50	6.20
11.0	Lexington	7.40	2.11	5.05	5.56	6.24
12.2	North Lexington			5.09	6.00	6.28
14.8	Bedford	7.50	2.20	5.14	6.05	6.33
15.4	Veterans Hospital Siding			5.14	6.05	6.33
16.8	Bedford Springs			5.14	6.05	6.33
17.9	South Billerica			5.14	6.05	6.33
19.1	Turpike			5.14	6.05	6.33
20.0	Billerica			5.14	6.05	6.33
20.6	Ben nett Hall			5.14	6.05	6.33
22.6	No. Billerica			5.14	6.05	6.33
24.1	South Lowell			5.14	6.05	6.33
25.4	Bleachery			5.14	6.05	6.33
26.3	LOWELL			5.14	6.05	6.33

		WEEK-DAYS				
Miles	Train Nos. STATIONS.	3202	3206	3210	3212	3218
		*A.M.	*A.M.	*A.M.	*A.M.	*P.M.
0.0	LOWELL Lv	6.26				
1.0	Bleachery	6.30				
2.0	South Lowell	6.34				
3.0	No. Billerica	6.37				
4.0	Bennett Hall	6.42				
5.0	Billerica	6.45				
6.0	Turpike	6.49				
7.0	South Billerica	6.52				
8.0	Bedford Springs	6.55				
9.0	Veterans Hospital Siding	6.58				
10.0	Bedford	7.03	7.30	8.09		7.20
11.0	North Lexington	7.07	7.34	8.13		7.24
12.0	Lexington	7.12	7.40	8.18		7.29
13.0	Munroe	7.14	7.42	8.20		7.31
14.0	Pierces Bridge	7.16	7.44	8.22		
15.0	East Lexington	7.18	7.46	8.24		
16.0	Arlington Heights	7.21	7.49	8.27		7.36
17.0	Brattle	7.23	7.51	8.29		
18.0	Arlington	7.26	7.54	8.32		7.40
19.0	Lake Street	7.28	7.56	8.34		7.43
20.0	Cambridge	7.31	8.01	8.40		
21.0	BOSTON (No. Sta.) Ar	7.42	8.10	8.48		7.58

# SUNCOOK VALLEY RAILROAD

F. P. FOSGATE, GEN'L MANAGER

SUNCOOK, N. H.

WEEK-DAYS

TABLE 60

Read Down		Train Nos. STATIONS.		Read Up	
Miles	Train Nos.	303	310	326	310
		A.M.	A.M.	P.M.	P.M.
0.0	9	6.00	10.55	6.06	10.55
1.55	303	8.05	10.55	6.20	10.55
2.20	303	8.25	10.55	6.35	10.55
3.41	303		10.55	6.50	10.55
3.52	303		10.55	7.00	10.55
4.25	303		10.55	7.15	10.55
4.35	303		10.55	7.25	10.55
4.42	303		10.55	7.35	10.55
4.49	303		10.55	7.45	10.55
4.54	303		10.55	7.55	10.55
4.59	303		10.55	8.05	10.55
5.04	303		10.55	8.15	10.55
5.15	303		10.55	8.25	10.55
5.22	303		10.55	8.35	10.55
5.27	303		10.55	8.45	10.55

# STONEHAM BRANCH

TABLE 61

		WEEK-DAYS				
Miles	Train Nos. STATIONS.	3401	3403	3409	3413	3417
		*A.M.	*P.M.	*P.M.	*P.M.	*P.M.
0.0	BOSTON (No. Sta.) Mass Lv	6.00	11.15	4.40	5.30	6.00
0.6	Montvale	7.02	11.42	5.06	5.54	6.28
0.8	Oakland	7.06	11.45	5.08	5.57	6.31
1.6	Farm Hill	7.10	11.48	5.10	6.00	6.34
2.0	Pleasant Street	7.10	11.53	5.14	6.08	6.37
2.3	Stoneham	7.12	11.58	5.16	6.10	6.42

# STONY BROOK BRANCH

AND LOWELL—WORCESTER MOTOR COACH SERVICE OPERATED BY BOSTON AND MAINE TRANS. CO.

TABLE 62

Read Down		Train Nos. STATIONS.		Read Up	
Daily	Bus	Bus	Bus	Bus	Bus
	Ex. Sun.	Ex. Sun.	Daily	Ex. Sun.	Daily
12.10	8.00	16.50	5.53	5.15	5.10
					1.15
					11.50
					8.45
					6.43
					0.7
					1.0
					6.51
					6.56
					6.58
					7.03
					7.08
					7.11
					7.14
					7.18
					7.22
					7.26
					7.30
					7.34
					7.38
					7.42
					7.46
					7.50
					7.54
					7.58
					8.02
					8.06
					8.10
					8.14
					8.18
					8.22
					8.26
					8.30
					8.34
					8.38
					8.42
					8.46
					8.50
					8.54
					8.58
					9.02
					9.06
					9.10
					9.14
					9.18
					9.22
					9.26
					9.30
					9.34
					9.38
					9.42
					9.46
					9.50
					9.54
					9.58
					10.02
					10.06
					10.10
					10.14
					10.18
					10.22
					10.26
					10.30
					10.34
					10.38
					10.42
					10.46
					10.50
					10.54
					10.58
					11.02
					11.06
					11.10
					11.14
					11.18
					11.22
					11.26
					11.30
					11.34
					11.38
					11.42
					11.46
					11.50
					11.54
					11.58
					12.02
					12.06
					12.10
					12.14
					12.18
					12.22
					12.26
					12.30
					12.34
					12.38
					12.42
					12.46
					12.50
					12.54
					12.58
					1.02
					1.06
					1.10
					1.14
					1.18
					1.22
					1.26
					1.30
					1.34
					1.38
					1.42
					1.46
					1.50
					1.54
					1.58
					2.02
					2.06
					2.10
					2.14
					2.18
					2.22
					2.26
					2.30
					2.34
					2.38
					2.42
					2.46
					2.50
					2.54
					2.58
					3.02
					3.06
					3.10
					3.14
					3.18
					3.22
					3.26
					3.30
					3.34
					3.38
					3.42
					3.46
					3.50
					3.54
					3.58
					4.02
					4.06
					4.10
					4.14
					4.18
					4.22
					4.26

BOSTON TO HUDSON AND MARLBORO  
SEE ALSO TABLE 89

BOSTON TO MARLBORO, MASS.,  
AND NORTHAMPTON

TABLE 64

Miles	STATIONS.	WEEK-DAYS								SUNDAYS		
		3101 A.M.	3105 P.M.	3107 P.M.	3109 P.M.	3111 P.M.	3117 P.M.	3119 P.M.	3121 P.M.	3159 P.M.	3155 P.M.	P.M.
0.0	BOSTON (No.Sta.) Mass. Lv	8.20	1.16	1.50	4.50	5.07	5.42	6.05	11.30	2.30	5.50	
8.4	Cambridge	8.28		1.57	4.58		5.49	6.13		2.38	5.57	
6.5	Hill Crossing											
7.3	Belmont	8.34	Sat.					6.19				
7.3	Waverley	8.37	only	2.05				6.22				
8.2	Clenatis Brook	8.39		2.07				6.24				
9.7	WALTHAM (North)	8.53	1.35	2.11	5.10	5.28	6.03	6.26	11.52			
10.3	Waltham Highlands									2.51	6.10	
12.8	Weston	8.56	1.37	2.14	5.13	5.31	6.07	6.28	11.55	2.54	6.12	
13.6	Cherry Brook	9.02	1.43	2.20	5.19	5.37	6.13	6.35	12.02	3.00	6.17	
15.2	Power Hill	9.04		2.23				6.38	e12.04			
16.4	Wayland	9.07		2.26				6.41	e12.07			
18.5	East Sudbury	9.10	1.50	2.29	5.26	5.45	6.20	6.42	e12.10	3.05	6.24	
19.6	South Sudbury			2.33				6.45	e12.14	3.08	6.24	
21.5	Wayside Inn	9.16	1.56	2.36	5.32	5.52	6.27	6.50	12.18	3.13	6.30	
23.7	Ordway		2.00	2.40		5.56		6.54	e12.20			
25.3	Gleasondale		2.05	2.44		6.01		6.57	12.24	3.19		
27.3	Hudson		2.10	2.47		6.04		7.00	12.27			
31.1	Marlboro		2.15			6.13			12.38			
27.6	Hudson		2.25			6.25			12.50			
29.4	South Bolton				5.48		6.41	7.05		3.28	6.44	
31.3	Berlin				5.58		6.52	7.08		3.36	6.44	
36.4	Clinton Jct.			3.02				7.15		3.56		
38.3	Clinton				3.19		6.15			7.01	7.07	
38.3	Clinton									7.14		
39.6	Thayer									7.16		
40.7	Lancaster			3.22		6.18						
39.4	Sterling Jct.			3.25		6.20						
41.2	Oakdale							7.06		7.06		
41.2	Oakdale							7.10		7.09		
45.7	Quinapoxet							7.14		7.13		
48.0	Jefferson							7.28		7.28		
51.3	Muschoyauge (San.Sta.)							7.34		7.34		
53.9	Rutland							7.41		7.41		
55.9	West Rutland							7.45		7.45		
59.6	Coldbrook							7.52		7.52		
61.3	BARRE							7.57		7.57		
63.1	Barre Plains							8.02		8.02		
65.5	Wheelwright							8.07		8.07		
66.4	New Braintree							8.16		8.17		
70.2	Gilbertville							8.30		8.27		
74.5	WARE							8.42		8.39		
82.2	Bondsville							8.51		8.51		
87.5	Belchertown							9.10		9.06		
92.2	Pansy Park							9.17		9.13		
96.9	Amherst							9.27		9.22		
100.2	Hadley											
104.3	NORTHAMPTON											

PORTSMOUTH  
BRANCH

TABLE 65 WEEK-DAYS

Miles	STATIONS.	Train Nos.		3600 A.M.	3604 P.M.
		3601 A.M.	3605 P.M.		
	CONCORD (N.H.) Lv			7.00	3.41
	MANCHESTER (N.H.) Ar			7.39	4.17
	BOSTON (No.Sta.) Lv			8.00	4.30
	MANCHESTER (N.H.) Ar			4.53	1.55
0.0	MANCHESTER Lv			7.42	4.25
2.0	E. Manchester N.H. Ar			7.49	4.32
5.0	Massabesic				4.38
6.1	Severance				4.38
7.6	Auburn			8.00	4.41
11.3	Candia			8.10	5.33
13.6	East Candia			8.16	4.58
15.6	Onway Lake				5.07
17.5	Raymond			8.25	5.13
20.9	West Epping			8.31	5.07
23.2	Epping			8.38	5.20
26.0	Hedding				
27.0	Littlefield			7.46	
30.5	Rockingham			8.55	5.35
	Rockingham Lv			9.16	5.50
	BOSTON (No.Sta.) Ar			11.20	8.04
	Rockingham Lv			9.10	6.04
30.5	Stratham (N.H.) Ar			9.15	7.10
34.0	Bayside			9.20	
38.5	Greenland			9.25	7.19
40.4	PORTSMOUTH (N.H.) Ar			9.35	6.29
	PORTSMOUTH Lv			10.17	7.04
	BOSTON (No.Sta.) Ar			11.59	8.38

WEEK-DAYS

Train Nos.	STATIONS.	3601		3605	
		A.M.	P.M.	A.M.	P.M.
	BOSTON (No.Sta.) Mass. Lv			3.30	
	PORTSMOUTH N.H. Ar			5.17	
	PORTSMOUTH Lv			8.25	5.19
	Greenland			8.34	5.28
	Bayside				5.32
	Stratham			8.42	5.36
	Rockingham			8.48	5.47
	BOSTON (No.Sta.) Mass. Lv			8.53	5.50
	Rockingham N.H. Ar			8.58	6.02
	Rockingham Lv			9.15	6.03
	Littlefield				
	Hedding			9.23	
	Epping				6.18
	West Epping			9.30	6.27
	Raymond			9.34	6.31
	Onway Lake				6.42
	East Candia			9.49	6.42
	Candia				9.55
	Auburn			10.01	6.49
	Severance				6.56
	Massabesic				7.03
	E. Manchester			10.13	7.10
	MANCHESTER			10.21	7.18
	MANCHESTER Lv			10.22	8.33
	BOSTON (No.Sta.) Mass. Ar			1.38	10.10
	MANCHESTER N.H. Lv			10.29	7.37
	CONCORD			10.55	8.08

REFERENCES

- † Except Saturday.
- ‡ Saturday only.
- § Meal station.
- || Stops on signal.
- ∩ Stops to leave.
- u Stops to leave from Boston.
- v No baggage carried on this train.
- ∇ Stops to take.
- \* Will not run Oct. 12, Nov. 11, Nov. 28, Dec. 25, 1929; Jan. 1, Feb. 22, Apr. 19, 1930.
- Train goes no farther.

WEEK-DAYS

Train Nos.	STATIONS.	WEEK-DAYS						SUNDAYS				
		3100 A.M.	3104 A.M.	3106 A.M.	812 A.M.	3112 A.M.	3116 P.M.	3118 P.M.	8002 A.M.	3150 A.M.	8006 P.M.	3160 P.M.
	NORTHAMPTON Mass. Lv											
	Hadley											
	Amherst											
	Pansy Park											
	Belchertown											
	Belchertown											
	Bondsville											
	WARE											
	Gilbertville											
	New Braintree											
	Wheelwright											
	Barre Plains											
	BARRE											
	Coldbrook											
	West Rutland											
	Rutland											
	Muschoyauge (San.Sta.)											
	Jefferson											
	Quinapoxet											
	Oakdale											
	Oakdale											
	Sterling Jct.											
	Lancaster											
	Thayer											
	Clinton											
	Clinton											
	Clinton Jct.											
	Berlin											
	South Bolton											
	Hudson											
	Marlboro											
	Hudson											
	Gleasondale											
	Ordway											
	Wayside Inn											
	South Sudbury											
	East Sudbury											
	Wayland											
	Tower Hill											
	Cherry Brook											
	Weston											
	Waltham Highlands											
	WALTHAM (North)											
	Clenatis Brook											
	Waverley											
	Belmont											



# WORCESTER AND CONCORD VIA WINCHENDON

TABLE 66

Miles	STATIONS.	WEEK-DAYS							SUNDAYS				
		8403 A.M.	8107 A.M.	8111 A.M.	8113 P.M.	8125 P.M.	8153 A.M.	8159 A.M.	8163 P.M.				
0.0	WORCESTER (U. Sta.)	Mass. Lv								6.15		9.00	4.40
0.8	Lincoln Square									6.18		9.04	4.44
3.0	Barber									6.24			
4.4	North Worcester												
6.3	Chaffin									6.34			4.57
7.3	Dawson									6.36			4.59
8.3	Holden									6.39		9.19	5.02
9.5	Jefferson									6.42			5.05
11.1	North Woods									6.45		9.24	5.08
13.1	Brooks									6.49		9.28	5.12
15.9	Princeton									6.58		9.36	5.21
20.0	Hubbardston									7.07		9.44	5.29
26.2	GARDNER	Ar								7.20		9.57	5.41
	BOSTON (No. Sta.)	Lv								5.31			3.00
26.2	GARDNER	Lv								7.32		10.05	5.43
27.2	Heywood									7.36		10.12	5.47
32.4	Red School											10.23	5.62
36.0	Winchendon	Ar										10.32	6.12
	BOSTON (No. Sta.)	Lv	3.02	8.45		2.40							
36.0	Winchendon	Lv		6.10	10.47					8.00		10.34	6.15
39.7	Rand	N.H.		6.18						8.07			6.22
40.6	Thomas			6.20	10.57					8.09		10.43	6.24
41.8	West Rindge			6.24	11.00					8.12		10.47	6.28
43.4	Woodmere			6.28	11.03					8.16			6.31
45.3	East Jaffrey			6.40	11.09					8.20		10.55	6.36
47.0	Pierces Crossing			6.43									
48.0	Hadley			6.45	11.14					8.25		11.00	6.41
49.4	Drury			6.49	11.17					8.28		11.03	6.44
50.5	Noone			6.52	11.20					8.30		11.06	6.47
51.9	Peterboro	Ar		6.55	11.24					8.33		11.10	6.51
51.9	Peterboro	Lv											
53.8	Tarbell			7.01									
55.3	Nahor			7.05									
58.8	Cavender			7.10									
59.1	Elmwood	Ar		7.16									
59.1	Elmwood	Lv	6.58	7.26		3.35							
61.3	Bennington			7.01	7.31								
63.2	Antrim			7.05	7.36								
65.2	West Deering			7.10									
67.3	Holton			7.12									
70.0	Hillsboro			7.25	7.52								
75.1	Emerson			7.35	8.02								
76.6	Henniker			7.40	8.07								
77.4	Henniker Jct.			7.43	8.10								
81.7	West Hopkinton				8.21								
84.7	Contoocook				8.30								
85.3	Tyler												
88.8	Mast Yard												
90.2	Riverhill												
93.2	Garrison												
96.7	CONCORD	Ar		8.52									

# PEMIGEWASSET VALLEY BR.

TABLE 67

Miles	STATIONS.	WEEK-DAYS		
		4201 A.M.	4203 P.M.	4205 P.M.
	BOSTON (No. Sta.)	Lv	3.00	10.00
	CONCORD	N.H.	5.35	11.52
	PLYMOUTH	Ar	7.15	3.59
0.0	PLYMOUTH	Lv	7.40	1.30
2.3	Livermore Falls		7.46	1.36
4.2	Blair		7.51	1.41
5.6	Beebe River		7.55	1.45
7.4	Campton (W. Campton)		8.01	1.51
8.9	Lyfords Siding, N.H.		8.05	1.55
10.6	Thornton		8.07	1.59
13.5	W. Thornton		8.17	2.07
16.6	Woodstock		8.24	2.14
18.3	Mountain Park		8.29	2.19
19.4	Fairview		8.36	2.26
20.6	N. Woodstock		8.45	2.35
21.6	Lincoln	Ar		

Miles	STATIONS.	WEEK-DAYS		
		4200 A.M.	4202 P.M.	4204 P.M.
	Lincoln	N.H. Lv	5.57	8.47
	N. Woodstock		6.02	8.57
	Fairview		6.18	9.11
	Mountain Park		6.23	9.18
	Woodstock		6.28	9.25
	W. Thornton		6.33	9.30
	Thornton		6.38	9.35
	Lyfords Siding		6.43	9.39
	Campton (W. Campton)		6.47	9.43
	Beebe River		6.52	9.48
	Blair		6.57	9.53
	Livermore Falls		7.00	9.55
	PLYMOUTH	Ar	7.00	9.55
	PLYMOUTH	Lv	7.15	10.00
	CONCORD	Ar	8.49	11.35
	BOSTON (N.S.) Mass.	Ar	10.55	1.38

# MONTPELIER & WELLS RIVER RAILROAD

H. C. STOUGHTON, G. F. & P. A.  
MONTPELIER, VT.

TABLE 68

Miles	STATIONS.	Westbound		
		Ex. Sun.	Ex. Sun.	Daily
	BOSTON	Mass. Lv	3.00	10.00
	CONCORD	N.H.	5.35	11.52
	White River Jct.	Vt.		
	Woodsville	N.H. Ar	9.00	2.25
	Wells River	Vt. Ar		1.45
	Woodsville	N.H. Lv	10.05	3.40
0.0	Wells River	Vt.	10.10	3.45
3.6	Boltonville		10.19	3.54
6.5	South Ryegate		10.32	4.07
9.8	Groton		10.40	4.15
13.0	Rickers		10.43	4.18
14.4	Lakeside		10.53	4.28
19.2	Lanesboro		11.00	4.35
22.5	Marshfield		11.15	4.50
25.4	Plainfield		11.23	4.58
32.2	Fairmont		11.33	5.10
38.1	MONTPELIER	(M. & W.R. Sta.)	11.35	5.10

Miles	STATIONS.	Eastbound		
		Ex. Sun.	Ex. Sun.	Daily
	BOSTON	Mass. Lv	3.00	10.00
	CONCORD	N.H.	5.35	11.52
	White River Jct.	Vt.		
	Woodsville	N.H. Ar	9.00	2.25
	Wells River	Vt. Ar		1.45
	Woodsville	N.H. Lv	10.05	3.40
0.0	Wells River	Vt.	10.10	3.45
3.6	Boltonville		10.19	3.54
6.5	South Ryegate		10.32	4.07
9.8	Groton		10.40	4.15
13.0	Rickers		10.43	4.18
14.4	Lakeside		10.53	4.28
19.2	Lanesboro		11.00	4.35
22.5	Marshfield		11.15	4.50
25.4	Plainfield		11.23	4.58
32.2	Fairmont		11.33	5.10
38.1	MONTPELIER	(M. & W.R. Sta.)	11.35	5.10

### REFERENCES

\* Daily. † Daily except Sunday. e Stops to leave.  
/ Stops on signal. — Train goes no farther.  
NOTE—Trains 2, 3 and 92, 4 (and 91 Sundays) will make flag stops at Rocky Point between Lakeside and Lanesboro and at Edgewater between Lanesboro and Marshfield.

# WORCESTER TO PORTLAND

WORC STER AND BARBER SEE ALSO TABLE 66.  
OAKDALE AND CLINTON JUNC. AND BOSTON  
AND LANCASTER, SEE ALSO TABLE 64.

**TABLE 69**

WEEK-DAYS

SUNDAYS

Miles	Train Nos.	STATIONS.	WEEK-DAYS						SUNDAYS				
			81	805	Bus	823	835	827	845	81	8001	8009	
			A.M.	A.M.	A.M.	A.M.	P.M.	P.M.	P.M.	A.M.	A.M.	P.M.	
0.0		WORCESTER (U.S.)   Lv	2.00	6.35	9.10	11.35		2.45	5.00		2.00	7.40	5.00
0.8		Lincoln Square... Mass. . . . .		6.40		11.39		2.49	5.04			7.43	5.04
8.0		Barber . . . . .		6.47					5.10				
8.8		West Boylston . . . . .			6.55	11.56		3.05	5.21				
0.2		Oakdale . . . . .							5.24				
10.2		Oakdale . . . . .		7.02		12.00		3.09	5.24				
11.5		Sterling Jct. . . . .		7.06		12.04			5.29			8.00	5.22
14.9		Clinton Jct. . . . .						3.18					
16.8		Clinton . . . . .		7.14		12.12		3.21	5.37			8.11	
16.8		Clinton . . . . .		7.21	9.45	12.14		3.26	5.45			8.15	5.36
18.1		Thayer . . . . .		7.24		12.17		3.29	5.45			8.21	5.42
19.2		Lancaster . . . . .		7.28	9.50	12.21		3.33	5.48			8.27	5.48
23.2		Still River . . . . .		7.36	10# 02	12.28		3.40	5.55			8.32	5.53
25.4		Harvard . . . . .		7.41	10# 07	12.33			6.00				
28.0		AYER (Camp Devens) . . . . .	2.48	7.46	10.20	12.39		3.49	6.05	2.48		8.37	5.58
31.5		Groton . . . . .		8.01		12.47		4.03	6.17			8.45	6.06
36.2		Pepperell . . . . .		8.10		12.56		4.12	6.26			8.53	6.14
39.7		Hollis . . . . .		8.20		1.04		4.20	6.35			9.02	6.23
45.2		Nashua (Main St.) . . . . .		8.26		1.10		4.22	6.42				6.29
45.9		Nashua (Un.Sta.)   Lv		8.34		1.20		4.36	6.52			9.15	6.38
45.9		Nashua (Un.Sta.)   Ar		8.38		1.24		4.40	6.56			9.18	6.41
48.3		Hudson . . . . .		A.M.				5.05					
52.1		Anderson . . . . .						5.19					
56.0		Windham . . . . .						5.28					
60.0		Hubbard . . . . .						5.31					
62.2		Hampstead . . . . .						5.38					
64.6		Sandown . . . . .						5.42					
69.6		Fremont . . . . .						5.48					
74.0		Epping . . . . .						5.59					
79.2		Lee . . . . .						6.08					
87.7		Barrington . . . . .						6.18					
92.2		West Gonic . . . . .						6.33					
94.3		ROCHESTER . . . . .						6.42					
94.3		ROCHESTER . . . . .		A.M.				6.49					
94.3		ROCHESTER . . . . .		5.48				3.05					
96.8		Rindgemere . . . . .		5.50				3.11					
103.8		Eastwood . . . . .		6.03				3.25					
110.6		Sanford and Springvale . . . . .		6.19				3.47					
114.5		Alfred . . . . .		6.28				3.54					
118.8		Waterboro . . . . .		6.37				4.03					
121.9		Wescott . . . . .		6.44				4.10					
126.9		Bradbury . . . . .		6.55				4.19					
129.1		Bar Mills . . . . .		7.01				4.24					
131.6		Buxton . . . . .		7.08				4.31					
136.6		Gorham . . . . .		7.21				4.41					
140.4		Westbrook . . . . .		7.29				4.50					
141.3		Cumberland Mills . . . . .		7.34				4.54					
144.4		Deering Jct. . . . .		7.42				5.02					
145.4		Woodfords . . . . .		7.48				5.06					
147.0		PORTLAND   . . . . .		7.52				5.10					

## State of Maine Express

with  
**Through Sleeping Car**  
**By Night and Every Night**

Lv. PORTLAND . . . . . 9.00 p.m.  
Ar. NEW YORK . . . . . 7.26 a.m.  
  
Lv. NEW YORK . . . . . 8.15 p.m.  
Ar. PORTLAND . . . . . 6.45 a.m.

For complete schedule see Table 4, page 6

### RAILROAD AND PULLMAN FARES

NEW YORK, N.Y., AND	Railroad Fares		Pullman Fares Including Surcharge		
	One Way	Upper Berth	Lower Berth	Drawing Room	
				Upper	Lower
Andover . . . . . Mass.	\$8.81	\$3.00	\$3.75	\$13.50	\$13.50
Ayer . . . . .	11.80	3.00	3.75	13.50	13.50
Biddeford . . . . . Me.	11.48	3.30	4.18	15.00	15.00
Dover . . . . . N.H.	10.41	3.00	3.75	13.50	13.50
Exeter . . . . .	9.81	3.00	3.75	13.50	13.50
Haverhill . . . . . Mass.	9.19	3.00	3.75	13.50	13.50
Kennebunk . . . . . Me.	11.24	3.30	4.13	15.00	15.00
Lowell . . . . . Mass.	8.39	3.00	3.75	13.50	13.50
Portland . . . . . Me.	12.02	3.30	4.13	15.00	15.00
So. Lawrence . . . . . Mass.	8.92	3.00	3.75	13.50	13.50

BOSTON AND MILFORD SEE ALSO TABLE 88  
BOSTON AND HILLSBORO TABLE 73  
BOSTON AND KEENE TABLE 97

## KEENE BRANCH

MOTOR COACH SERVICE OPERATED BY BOSTON AND MAINE TRANS. CO.

**TABLE 71**

Miles	Train Nos.	STATIONS.	WEEK-DAYS						SUN.	
			8219	9	8225	325	8257	325		
			A.M.	A.M.	P.M.	P.M.	P.M.	P.M.	A.M.	P.M.
0.0		BOSTON (No.Sta.) . . . . .	7.35	9.00	12.30	4.00	8.30	2.00	8.30	
25.6		LOWELL . . . . .	8.25	9.38	1.07	4.36	9.09	3.20	9.09	
39.0		Nashua U. Sta.   . . . . .	8.46	10.00	1.29	4.54	9.32	3.20	9.32	
39.0		Nashua U. Sta. . . . .	8.55	10.05	1.35	5.00	9.35	3.35	9.35	
39.8		NASHUA CITY . . . . .	8.58							
43.5		Blood . . . . .	9.00	10.10	1.40	5.05	9.40	3.39	9.40	
45.3		South Merrimack . . . . .	9.05					3.47		
48.1		South Merrimack (P.O.) . . . . .	9.15	10.25	1.55	5.14	9.55	3.52	9.55	
49.7		East Milford . . . . .	9.19	10.40	2.05	5.19	10.05	3.58	10.05	
50.8		Milford . . . . .	9.25	10.45	2.15	5.27	10.15	4.03	10.15	
52.8		Richardson . . . . .		10.55	2.25	5.30	10.25	4.19	10.25	
54.5		Pine Valley . . . . .						4.46		
55.2		Wilton . . . . .	9.39		2.35	5.41	10.35	4.26	10.35	
59.0		South Lyndeboro . . . . .	9.50			5.55		4.46		
63.4		Russell . . . . .				6.00		5.05		
65.9		Greenfield . . . . .				6.08		5.13		
70.1		South Bennington . . . . .				6.15		5.17		
71.3		Greenfield . . . . .								
71.3		Elmwood . . . . .								
73.5		Peterboro . . . . .								
71.3		Elmwood . . . . .								
73.5		Bennington . . . . .								
75.4		Antrim . . . . .								
82.2		Hillsboro . . . . .								
71.3		Elmwood . . . . .								
74.6		Hancock . . . . .								
79.2		Eastview . . . . .								
82.1		Harrisville . . . . .								
83.1		Chesham . . . . .								
88.9		Marlboro . . . . .								
95.8		KEENE . . . . .								

Miles	Train Nos.	STATIONS.	WEEK-DAYS						SUN.	
			308	8218	Bus	8224	20	8252	20	
			A.M.	A.M.	P.M.	P.M.	P.M.	A.M.	P.M.	
		KEENE . . . . . N.H. Lv		6.29						
		Marlboro . . . . .		6.39						
		Chesham . . . . .		6.48						
		Harrisville . . . . .		6.56						
		Eastview . . . . .		7.03						
		Hancock . . . . .		7.11						
		Elmwood . . . . .		7.18						
		Hillsboro . . . . .		6.15						6.32
		Antrim . . . . .		6.34						6.50
		Bennington . . . . .		6.43						6.56
		Elmwood . . . . .		6.50						7.02
		Peterboro . . . . .		6.58						
		Elmwood . . . . .		7.16						
		Elmwood . . . . .		7.15						7.09
		South Bennington . . . . .		7.31						7.29
		Greenfield . . . . .		7.41						7.28
		Russell . . . . .		7.47						7.38
		South Lyndeboro . . . . .		7.57						7.38
		Wilton . . . . .		7.20	8.13	12.20	4.08	5.05		7.55
		Pine Valley . . . . .								5.15
		Richardson . . . .								



# PORTLAND TO WORCESTER

BARBER AND WORCESTER, SEE ALSO TABLE 66. CLINTON JUNC. AND OAKDALE AND LANCASTER AND BOSTON SEE ALSO TABLE 64

TABLE 69		WEEK-DAYS				SUNDAYS			
Train Nos.	810	812	820	822	Bus	848	8002	8004	82
STATIONS.	AM.	AM.	AM.	AM.	AM.	AM.	AM.	AM.	AM.
PORTLAND (Me.)	Lv			7:50					
Woodfords				7:55					
Deering Jct.				7:59					
Cumberland Mills				8:05					
Westbrook				8:09					
Gorham				8:23					
Buxton				8:34					
Bar Mills				8:40					
Bradbury				8:47					
Wescott				8:58					
Waterboro				9:04					
Alfred				9:12					
Sanford and Springvale				9:30					
Eastwood				9:41					
Rindgemere				9:52					
ROCHESTER (N.H.)	Ar			9:58					
ROCHESTER	Lv		8:00						
West Gonac			8:05						
Barrington			8:13						
Lee			8:28						
Epping	Ar		8:40						
Fremont	Lv		8:50						
Sandown			9:00						
Hampstead			9:07						
Hubbard			9:11						
Windham	Ar		9:19						
Anderson	Lv		9:22						
Hudson			9:29						
Nashua (Un. Sta.)	Ar		9:43						
Nashua (Un. Sta.)	Lv	6:50	8:38	9:51	3:18		7:38	2:50	
Nashua, Main Street		6:54	8:42	9:55	3:22		7:42	2:54	
Hollis		7:05	8:51	10:08	3:32		8:01	3:03	
Pepperell	Mass.	7:15	8:56	10:09	3:40		8:10	3:11	
Groton		7:25	9:05	10:19	3:48		8:16	3:20	
AYER (Camp Devens)	Ar	7:32	9:12	10:25	3:54		8:16	3:26	
	Lv	7:46	9:16	10:29	4:05	6:15	8:30	3:36	12:43
Harvard	Lv	7:52	9:20	10:32	4:10	6:22	8:34	3:41	
Still River		7:57	9:27	10:40	4:14	6:34	8:41	3:45	
Lancaster		8:06	9:30	10:44	4:21	6:46	8:47	3:52	
Thayer		8:09	9:33	10:48	4:24		8:50	3:56	
Clinton	Ar	8:12	9:37	10:53	4:27		8:53	3:59	
Clinton Jct.	Lv	8:17	9:41		4:31	6:51	8:56		
Sterling Jct.		8:28					9:05		
Oakdale	Ar						9:06		
West Boylston	Lv	8:33	9:53	11:08	4:44	7:01		4:11	
Barber		8:37		11:12	4:47				
Lincoln Square		8:56	10:13	11:31	5:01		9:31	4:28	
WORCESTER (Un. Sta.)	Ar	9:00	10:16	11:35	5:05	7:26	9:35	4:32	1:35

## NORTH WEARE BR.

BOSTON AND HILLSBORO  
SEE ALSO TABLE 71

TABLE 73		WEEK-DAYS		Read Down		Read Up		WEEK-DAYS	
8418	8416	8402	Miles	8401	8403	8417			
P.M.	P.M.	A.M.		A.M.	A.M.	P.M.			
12:35	3:00					10:55			
	3:00	0.0	.. Manchester	N.H.	Ar	9:15			
	3:04	1.0	.. West Manchester			9:10			
	3:13	5.2	.. Gramere			9:02			
	3:16	7.4	.. Shirley Hill			8:58			
	3:20	8.1	.. Goffstown			8:56			
	3:23	9.6	Ar Parker		Lv	8:50			
3:24		8.18	8.6	Lv Parker		Ar	8:50		3:56
3:32		8:26	12.3	Ar Lang		Ar	8:42		3:48
3:39		8:33	14.8	Ar Boston		Lv	8:35		3:41
	3:57		9.6	Lv Parker		Ar	8:17		
	4:00		10.6	Riverdale			8:14		
	4:03		12.3	Sargent			8:10		
	4:07		14.9	Everett			8:06		
	4:10		16.1	East Weare			8:03		
	4:18		19.2	North Weare			7:55		
	4:22		22.0	Colby			7:49		
	4:31		25.0	Henniker Jct.			7:43		
	4:34		25.8	Henniker			7:40		
	4:38		27.3	Emerson			7:35		
	4:53		32.4	Ar Hillsboro		Lv	7:25		

## WORCESTER AND LOWELL

MOTOR COACHES OPERATED BY

### TABLE 75 BOSTON & MAINE TRANSPORTATION CO.

DAILY

Lv. WORCESTER FOR LOWELL 9:10 A.M., 12:30, 4:50, 10:30 P.M.

Lv. LOWELL FOR WORCESTER 8:45 A.M., 1:15, 5:30, 10:15, 8:00 P.M.

Stops between Worcester and Lowell—West Boylston (Fairbanks St.), Clinton R. P. Sta., Lancaster (Five Corners), Nourse's Corner, Still River P. O., Harvard P. O., Ayer R. R. Sta., Littleton Common, Westford P. O., Chelmsford Center.  
Running Time about 2 hours, 15 minutes

#### REFERENCES

† Daily ex Sunday. § All classes of rail tickets accepted bet. Lowell and Worcester.  
‡ Sunday only. \* Via So Lawrence, arr. Manchester 2:56 P.M.  
|| Meal station. @ Stops at (P.O.) on Oct. 12, Nov. 11, Nov. 28, Dec. 25, 1929;  
/ Stops on signal. & Stops at Fairbanks St. Jan. 1, Feb. 22, Apr. 19, 1930. Lv. Boston  
% Stops to leave. † Stops at Five Corners. 12:30 P.M.  
% Runs Sundays and Holidays. —Train goes no farther

## ONE WAY FARES PARLOR AND SLEEPING CAR RATES INCLUDING SURCHARGE

Parlor and sleeping car rates are made by the Pullman Company and subject to change without notice. This company is not responsible for them.

From Boston to	One Way Fare	Seats	Berths		Drawing Room Night Service
			Lower	Upper	
Albany	N.Y. \$7.14	\$1.50	\$3.00	\$2.40	\$10.50
Albion	Vt. 9.77	2.03	3.75	3.00	13.50
Antigonish	N.S. 25.51	⑦7.50	②6.00	②27.00	
Auburn	Me. 5.18	1.13	3.00	2.40	10.50
Bangor	Me. 8.80	1.88	3.75	3.00	13.50
Bar Harbor	Me. 11.59	④2.25	④3.75	④3.00	④13.50
Bath	Me. 5.24	1.13			
Bellows Falls	Vt. 4.11	.90			
Bethlehem	N.H. 7.12	1.50	3.75	3.00	13.50
Brandon	Vt. 6.57	1.43			
Bretton Woods, N.H.	⑥7.47	1.50	3.75	3.00	13.50
Brunswick	Me. 4.92	1.13			
Burlington	Vt. 8.42	1.80	3.75	3.00	13.50
Calais	Me. 13.62	⑦2.18	4.50	3.60	16.50
Caribou	Me. 17.46	⑧1.88	4.50	3.60	16.50
Char town	P.E.I. 23.11	⑥6.38	⑤5.10	⑤22.50	
Chester	Vt. 4.59	1.05			
Chicago	Ill. 36.63		10.13	8.10	36.00
Cleveland	Ohio 24.38		6.38	5.10	22.50
Danville Jct.	Me. 4.98	1.13	3.00	2.40	10.50
Elkhart	Ind. 33.03		9.00	7.20	31.50
Erie	Pa. 20.96		5.63	4.50	21.00
Fabyan	N.H. ⑦7.46	1.50	3.75	3.00	13.50
Fredericton	N.B. 15.36	⑩3.00	④4.50	①3.60	①16.50
Greenville	Me. 12.89	⑧1.88	3.75	3.00	13.50
Halifax	N.S. 24.91		7.50	6.00	27.00
Houlton	Me. 14.75	⑧1.88	4.50	3.60	16.50
Intervale	N.H. 4.96	1.20			
Kennebago	Me. 9.65	1.88			
Kennebunk	Me. 3.16	2.75			
Kineo Sta.	Me. 10.62	2.25			
La Porte	Ind. 34.55		9.00	7.20	31.50
Lewiston (Up.)	Me. 5.21	1.13	3.00	2.40	10.50
Malone	N.Y. 11.91	②2.10	3.75	3.00	13.50
Moncton	N.B. 19.31		5.63	4.50	21.00
Montpelier	Vt. 7.42	①5.18	③3.00	②2.40	②10.50
Montreal	P.Q. 11.80	2.25	3.75	3.00	13.50
Mt. Desert Fy.	Me. 10.34	2.25	3.75	3.00	13.50
Newport	Vt. 8.34	1.80	3.00	2.40	10.50
No. Adams	Mass. 5.14	1.13	3.00	2.40	10.50
No. Conway	N.H. 4.90	1.20			
No. Hampton	N.H. 1.77	.75			
Ogdensburg	N.Y. 14.10	②2.10	4.50	3.60	16.50
Old Orchard	Me. 3.56	.75			
Oquossoc	Me. 9.05	1.88			
Plymouth	N.H. 4.49	.98			
Portland	Me. 3.92	.90	3.00	2.40	10.50
Quebec	P.Q. 13.99		4.50	3.60	16.50
Rockland	Me. 6.96	1.50			
Rouses Point	N.Y. 9.89	2.10	3.75	3.00	13.50
Rutland	Vt. 6.00	1.28	3.00	2.40	10.50
St. Albans	Vt. 9.29	2.03	3.75	3.00	13.50
St. Andrews	N.B. 14.66	④4.13	④3.30	④15.00	
Saint John	N.B. 16.21		4.50	3.60	16.50
St. Johnsbury	Vt. 6.77	1.43	3.00	2.40	10.50
St. Stephen	N.B. 14.41	④4.13	④3.30	④15.00	
Sanbornville	N.H. 3.42	.90			
Sherbrooke	P.Q. 9.74		3.75	3.00	13.50
South Bend	Ind. 33.59		9.00	7.20	31.50
So. Royalton	Vt. 5.80	1.28			
Sydney	N.S. 28.46	⑦7.50	⑥6.00	⑤27.00	
Toledo	Ohio 28.24		8.25	6.60	30.00
Troy	N.Y. 6.87	1.50	3.00	2.40	10.50
Truro	N.S. 23.11		7.50	6.00	27.00
Van Buren	Me. 18.96	⑧1.88	5.25	4.20	19.50
Waterville	Me. 6.82	1.50	3.75	3.00	13.50
Weirs	N.H. 3.87	.83			
Wells River	Vt. 6.03	1.28	3.00	2.40	10.50
White Riv. Jct.	Vt. 5.15	1.13	③3.00	②2.40	②10.50
Wolfboro	N.H. 3.86	.98			
Woodsville	N.H. 6.02	1.28	3.00	2.40	10.50

- ① Pullman Service to Fredericton Junction, N.B.
- ② Pullman service to Truro, N.S.
- ③ Pullman service to Sackville, N.B.
- ④ Pullman service to Mt. Desert Ferry.
- ⑤ Rate via Plymouth.

- ⑥ Pullman fare to Washington Jct.
- ⑦ Pullman fare to No. Maine Jct.
- ⑧ Pullman fare to Rouses Pt.
- ⑨ Pullman fare to Montpelier Jct.
- ⑩ Through car.
- ⑪ Pullman fare to McAdams.

# BOSTON—CONCORD, BERLIN, BRETTON WOODS AND GROVETON

## BOSTON—BERLIN

TABLE 76

WEEK-DAYS

SUNDAYS

Miles	Train Nos.	STATIONS.	1	5	1708	9	413	417	15	4001	5	1756	15
			A.M.	A.M.	A.M.	P.M.	P.M.	P.M.	P.M.	A.M.	A.M.	P.M.	P.M.
0.0		BOSTON (No. Sta.).. Mass. Lv	3.00	10.00		12.30	4.30		9.00		10.00		9.00
25.6		LOWELL	3.00	10.36		1.07	5.05		9.38		10.36		9.38
39.0		NASHUA U. STA.    N. H.	4.17	10.57		1.29	5.25		10.01		10.57		10.01
55.7		MANCHESTER.	4.53	11.21		1.55	5.50		10.23		11.21		10.23
73.3		CONCORD	5.20	11.45		2.20	6.15		10.55		11.45		10.55
73.3		CONCORD. Lv	5.35	11.52		2.28	6.30		11.00		6.00	11.00	
75.5		Eastside									6.05		
80.1		Boycé									6.12		
82.9		Canterbury									6.18		
86.5		Northfield									6.24		
91.7		TILTON	6.05	12.21		2.55	7.01				6.34	12.21	
95.2		Lochmere				3.01	7.08				6.41		
98.0		Winnisquam					7.13				6.47		
100.9		LA CONA	6.29	6.35	12.37	2.45	3.13	7.20	9.01	11.44	6.55	12.37	5.25
102.3		Lakeport		6.40		2.51			9.05			5.31	11.44
102.3		Lakeport. Lv	6.33										
107.1		WEIRS	6.41			3.17	7.25				7.00		
111.0		MereditH	6.51			3.33	7.34				7.09	12.49	
114.4		Winona	7.07			3.50	7.47				7.17	12.55	
119.1		Ashland	7.15			3.59	7.58				7.23		
124.6		PLYMOUTH		1.14		4.10	8.07		12.20		7.32	1.07	
124.6		PLYMOUTH. Lv	7.25	1.19		4.20			12.25		7.40	1.14	12.20
129.9		Quincy	7.32			4.27					7.45	1.19	12.25
132.3		Rumney	7.38			4.40					7.54		
135.3		Swainboro	7.44			4.47					8.00		
140.2		Wentworth	7.53			4.54					8.06		
143.9		Warren	8.02			5.01					8.16		
148.7		Glenduff	8.15			5.08					8.27		
153.6		Oliverian	8.23			5.16					8.40		
155.6		Pike	8.29			5.22					8.47		
158.3		Haverhill	8.36			5.28					8.52		
161.8		Blackmount	8.44			5.35					8.59		
166.9		Woodsville	9.00	2.25	7.3	5.45		1.45			9.06		1.45
166.9		Woodsville. N. H. Lv	9.40	7.3	3.32						9.17	2.25	453
171.5		Lisbon	9.49	3.41	3.44							2.50	
176.9		Sugar Hill	10.01	3.53								2.59	
179.0		Barrett			4.03							3.10	
182.4		Littleton	10.11	4.16								3.20	
187.4		Apthorp	10.24	4.27								3.33	
183.6		Wing Road	10.35									3.44	
193.3		Wing Road. N. H. Lv	10.35	4.27									3.44
198.7		WHITEFIELD	10.46	4.44								3.55	
201.3		Hazen	10.52	4.50									
203.8		Waumbek Jct.	11.07	4.57									
206.3		Jefferson	11.14	5.04									
208.1		Highlands	11.18	5.08									
213.1		Bowman	11.29	5.18									
216.0		Appalachia (RavineHo.)		5.28									
217.2		Randolph	11.39	5.38									
221.8		Gorham	11.49	5.48									
227.4		BERLIN	12.01	5.50									

## WING ROAD—BRETTON WOODS

Train Nos.	4401												
193.3	Wing Road.. N. H. Lv	9.00											
197.4	Bethlehem	9.10											
202.1	Twin Mountain	9.20											
206.7	FABYAN	9.35											
207.3	BRETTON WOODS												

## WHITEFIELD—GROVETON

Train Nos.	415	423								453			
198.7	WHITEFIELD.. N. H. Lv	11.00	4.50							3.58			
201.2	Scott	11.09	4.59							4.07			
203.0	Dalton	11.14	5.04							4.12			
204.9	Mountorne	11.19	5.09							4.17			
209.5	LANCASTER		5.21							4.28			
210.4	Coos Junction	11.35	5.28							4.32			
215.5	Northumberland	11.45	5.38							4.41			
219.2	Groveton	11.55	5.50							4.55			

### EQUIPMENT

**TRAIN No. 1.**  
Sleeping Car... New York to Plymouth, N.H., via Worcester, Ayer and Lowell. (Leave New York daily except Saturday, until Oct. 11, inc.)  
Coaches.

### TRAIN No. 5. ALOUETTE

Parlor Car.... (Observation Lounge) Boston to Montreal via C. P. Ry.  
Cafe Car.... Boston to Montreal via C. P. Ry.  
Coaches.... Boston to Montreal via C. P. Ry.

### TRAIN No. 9

Coaches.

### TRAIN No. 413

Coaches.

### TRAIN No. 15.

#### RED WING

Sleeping Car... (Composite Observation Lounge and Buffet) Boston to Montreal via C. P. Ry.  
Boston to Quebec, P.Q. via C.P. and Q. C. Rys.  
Coaches.... Boston to Montreal via C. P. Ry.  
Boston to Quebec, P. Q. via C. P. and Q. C. Rys.

### REFERENCES

|| Meal station.  
/ Stops on signal.  
\* Saturday only.  
© Station for The Mt. Pleasant and The Mt. Washington  
— Train goes no farther.

### CONCORD AND EASTSIDE SERVICE

MOTOR COACHES OPERATED BY  
BOSTON & MAINE TRANSPORTATION CO.

Daily Except Sundays and Holidays

TABLE 77 Running time 15 minutes.

Lv. CONCORD  
6.10, 7.15 A.M., 12.10, 5.00, 6.05, 10.10 P.M.  
Lv. EASTSIDE  
6.30, 7.40 A.M., 12.30, 5.12, 6.17, 10.25 P.M.



# GROVETON, BRETTON WOODS, BERLIN AND CONCORD—BOSTON

## GROVETON—WHITEFIELD

**TABLE 76**
**WEEK DAYS**
**SUNDAYS**

Train Nos. STATIONS.	WEEK DAYS										SUNDAYS					
	A.M.	A.M.	A.M.	P.M.	A.M.	P.M.	P.M.	P.M.	P.M.	A.M.	A.M.	A.M.	P.M.	NON	P.M.	A.M.
Groveton N.H. Lv					7:30	12:35								12:00		
Northumberland " Ar					7:39	12:44								12:09		
Coos Junction " Ar					7:48	12:54								12:18		
LANCASTER " Ar					7:55	12:43				4:00						4:00
Mountorne " Ar					7:03	12:36				4:17						4:17
Dalton " Ar					7:08	12:41				4:22						4:22
Scott " Ar					7:13	12:46				4:33						4:33
WHITEFIELD " Ar					8:23	1:17				4:56				12:50		4:56

## BRETTON WOODS—WING ROAD

Train Nos. STATIONS.	A.M.	A.M.	A.M.	P.M.	A.M.	P.M.	P.M.	P.M.	P.M.	A.M.	A.M.	A.M.	P.M.	A.M.	P.M.	A.M.
⊙ BRETTON WOODS N.H. Lv					4:42											
FABYAN " Ar					9:45											
Twin Mountain " Ar					7:55											
Bechlehm " Ar					7:58											
Wing Road " Ar					10:20											

## BERLIN—BOSTON

Train Nos. STATIONS.	WEEK DAYS										SUNDAYS					
	A.M.	A.M.	A.M.	P.M.	A.M.	P.M.	P.M.	P.M.	P.M.	A.M.	A.M.	A.M.	P.M.	NON	P.M.	A.M.
BERLIN N.H. Lv					7:20	12:10										
Gorham " Ar					7:29	12:19										
Randolph " Ar					7:34	12:24										
Appalachia (Ravine Ho) " Ar					7:57	12:51										
Bowman " Ar					8:08											
Highlands " Ar					7:13	12:03										
Jefferson " Ar					7:20	1:10										
Waumbek Jct. " Ar					7:30											
Hazen " Ar					7:30											
WHITEFIELD " Ar					8:34	1:21				4:58				12:52		4:58
Wing Road " Ar					7:46	1:38				5:14				1:04		5:14
Wing Road N.H. Lv					7:46	1:38				5:14				1:04		5:14
Apthorp " Ar					9:00	1:52				5:37				1:16		5:37
Littleton " Ar					9:08					5:57				1:24		5:57
Barrett " Ar					9:20	2:04				6:17				1:36		6:17
Sugar Hill " Ar					9:30	2:12				6:32				1:46		6:32
Lisbon " Ar					9:40	2:22				6:50				1:59		6:50
Bath " Ar					9:40	2:32				7:10				2:11		7:10
Woodsville " Ar					9:40	2:32				7:10				2:11		7:10
Woodsville N.H. Lv	2:50		7:05		9:55	2:45	4:20			2:50		2:50	9:55	2:45		2:50
Blackmount " Ar			7:15				4:32						10:06			
Haverhill " Ar			7:22				4:39						10:13			
Pike " Ar			7:30				4:47						10:20			
Oliverian " Ar			7:35				4:52						10:25			
Glenciff " Ar			7:47				5:04						10:46			
Warren " Ar			7:56				5:17						10:54			
Wentworth " Ar			8:14				5:25						11:03			
Swainboro " Ar			8:22				5:33						11:10			
Rumney " Ar			8:30				5:40						11:15			
Quincy " Ar			8:35				5:45						11:25			
PLYMOUTH " Ar	4:04		8:45				5:55			4:04		4:04	11:30	3:53		4:04
PLYMOUTH " Lv	4:07	7:15	10:00				6:05			4:07		4:07	11:40	4:00		4:07
Ashland " Ar		7:25	10:11				6:16						11:50	4:09		
Winona " Ar		7:34					6:27						12:05	4:26		
Meredith " Ar		7:40	10:27				6:34						12:05	4:31		
WEIRS " Ar		7:47	10:35				6:41						12:05	4:31		
Lakeport " Ar		7:55	10:43	12:24			6:49	8:52					12:15	4:42		
LACONIA " Ar	4:46	8:00	10:49	12:28			6:54	8:57		4:46		4:46	12:21	4:42		4:46
Winnisquam " Ar		8:06	10:55				6:59						12:37			
Lochmere " Ar		8:11	11:00				7:08						12:45	4:58		
TILTON " Ar		8:17	11:08				7:17						12:55			
Northfield " Ar		8:25					7:25						1:07			
Canterbury " Ar		8:32					7:32						1:14			
Boyce " Ar		8:38					7:38						1:19			
Eastside " Ar		8:44					7:44						1:24			
CONCORD " Ar	5:29	8:49	11:35		2:07		5:25	7:45		5:29		5:29	1:29	5:25		5:29
CONCORD " Lv	5:35	9:00	11:45		2:15		5:35	8:00		5:35		5:35	1:35	5:35		5:35
MANCHESTER " Ar	6:01	9:27	12:12		2:41		5:57	8:25		6:01		6:01	1:41	5:57		6:01
NASHUA UN. STA. " Ar	6:26	9:48	12:39		3:06		6:24	9:01		6:26		6:26	1:46	6:24		6:26
LOWELL " Ar	6:47	10:17	1:01		3:28		6:44	9:20		6:47		6:47	1:51	6:44		6:47
BOSTON (No. Sta.) " Ar	7:30	10:55	1:38		4:05		7:30	10:10		7:30		7:30	2:31	7:30		7:30

**EQUIPMENT**
**TRAIN No. 2.**
**RED WING**

Sleeping Car... (Compartment Observation Lounge and Buffet) Montreal to Boston via C. P. Ry. Quebec, P. Q., to Boston via C. P. and Q. C. Rys.

Coaches..... Montreal to Boston via C. P. Ry. Quebec, P. Q., to Boston via Q. C. and C. P. Rys.

**TRAIN No. 20.**
**ALOUETTE**

 Parlor Car.... (Observation Lounge) Montreal to Boston via C. P. Ry.  
 Cafe Car..... Montreal to Boston via C. P. Ry.  
 Coaches..... Montreal to Boston via C. P. Ry.

**TRAINS Nos. 10 and 404**

Coaches.

**TRAIN No. 24.**

Sleeping Car... Plymouth to New York via Lowell, Ayer Worcester (daily, until Oct. 13, Inc.) (On No. 20 Sundays.)

**REFERENCES**

- ⊓ Meal station.
- ⌋ Stops on signal.
- ⊙ Station for The Mt. Pleasant and The Mt. Washington.
- Train goes no farther.

### The Park Square Motor Coach Terminal

is located and arranged to offer every convenience to Boston and Maine Transportation Company Motor Coach passengers leaving Boston for Portland, Me., Manchester, Nashua, Keene, N. H., and other points. A large waiting room and indoor loading provide comfort and complete protection from the weather. Entrance is made from either Columbus Ave. or Church St.





# QUEBEC, MONTREAL, WHITE MOUNTAINS AND LAKE SUNAPEE TO CONNECTICUT RIVER LINE NEW YORK, PHILADELPHIA AND WASHINGTON

TABLE 79

Train Nos. STATIONS.	Daily		Ex. Sun				Sun.	
	732 P.M.	78 P.M.	712 A.M.	70 A.M.	72 A.M.	74 A.M.	728 A.M.	7060 P.M.
QUEBEC		†3.05						
SHERBROOKE	P.Q.	8.30						
SHERBROOKE		†8.45						
Lennoxville	QC Rv.	8.55						
MONTREAL		†5.30						
St. Johns		6.31						
Farnham		7.05						
Richford	Vt.	8.30						
No. Troy		9.13						
NEWPORT	P. Ry.	9.45						
NEWPORT		†11.15						
Barton		†11.42						
Lyndonville		†12.19						
ST. JOHNSBURY		12.34						
Wells River		1.20						
Woodsville	N.H.	†1.22						
Groveton	N.H.B.&M.Lv	†12.25						
Beecher Falls	Vt.	10.15						
Colebrook (Dixville Notch)	N.H.C.R.	10.28						
No. Stratford	M.C.R.	11.07						
Coos Jct.	Ar	11.49						
Coos Jct.	R. Lv	†12.45						
LANCASTER		14.00						
BERLIN		†12.10						
Gorham		†12.22						
Randolph		†12.34						
Appalachia		†12.58						
Highlands		†1.03						
JEFFERSON (Formerly Cherry Mt.)		14.58						
WHITEFIELD	N.H.							
BRETTON WOODS								
FABYAN								
Twin Mountain								
Bethlehem (Forly Beth'l m Jct.)								
Wing Road	N.H. & Ar							
Littleton		15.14						
Sugar Hill		5.37						
Lisbon	B.	5.57						
Woodsville	Ar	6.17						
Wells River	Vt.	16.50						
MONTPELIER	M.&W Lv	†2.20						
Woodsville	R. RR Ar	15.35						
Woodsville	N.H. Lv	†1.37						
Wells River	Vt. Lv							
Conicut (Lake Tarlton Club)								
Bradford	Vt.	7.59						
Fairlee (Lake Morey)		†2.09						
Norwich and Hanover	B. & M.							
White River Jct.	Ar	†2.50						
MONTREAL	P.Q.	8.20						
St. Johns	R. Ry.	9.09						
ST. ALBANS	Vt.	10.14						
BURLINGTON		10.15						
MONTPELIER	C. V. Ar	11.22						
White River Jct.	Ar	1.12						
Woodstock	Wood Lv							
White River Jct.	RR Ar							
White River Jct.	C.V. Lv							
CONCORD	N.H. Lv	1.17						
LAKE SUNAPEE	B. & M. Lv	†2.30						
Claremont Jct.	Ar	†4.48						
Claremont Jct.	B. & M. Lv	4.00						
BELLOWS FALLS	Vt. Lv	4.27						
MONTREAL	P.Q. Lv	8.40						
St. Johns	R. R.	9.29						
Rouses Point	N.Y.	10.07						
BURLINGTON	Vt.	11.24						
RUTLAND		1.25						
BELLOWS FALLS	R. Rut. Ar	3.20						
BELLOWS FALLS	R. Ar	4.39						
BRATTLEBORO	R. Lv	5.21						
KEENE	N.H. Lv	8.37						
East Northfield	Mass. Ar	9.38						
East Northfield	Ar	9.49						
GREENFIELD		6.15						
NORTHAMPTON	B. & M. Lv	6.46						
HOLYOKE		7.11						
SPRINGFIELD	B. & M. Lv	7.15						
SPRINGFIELD	Ar	8.00						
Hartford	Conn. H. Ar	5.05						
Meriden	N.H. R. Ar	9.18						
New Haven	R. Ar	1.05						
Bridgeport	H. Ar	5.58						
New York, 125th St.	N.Y. Ar	10.17						
NEW YORK (G.C.T.)	N.Y. Ar	11.40						
NEW YORK (Penn Sta.)	Ar	7.55						
N. Philadelphia	Penn. Ar	10.55						
W. Philadelphia	Ar	11.05						
Broad St., Philadelphia	Del. Ar	11.33						
Wilmington	M.D. Ar	1.07						
Baltimore	Ar	2.05						
WASHINGTON	D.C. Ar							

# ST. JOHNSBURY & LAKE CHAMPLAIN RAILROAD

TABLE 80  
H. C. STOUGHTON, G. F. & P. A.  
MONTPELIER, VT.

Miles	STATIONS.	WEEK-DAYS SUN.			
		51 P.M.	73 A.M.	55 A.M.	73 P.M.
0.0	BOSTON (No. Sta.)				
124.6	PLYMOUTH	†12.25		11.19	†12.25
187.3	ST. JOHNSBURY	†2.45		3.20	†2.45
0.0	BOSTON (No. Sta.)				
142.9	White River Jct.	†12.45		1.25	†12.45
142.9	White River Jct.	†1.25		1.55	†1.25
203.4	ST. JOHNSBURY	†3.24		4.35	†3.24
0.0	PORTLAND (M.C.)				
131.5	ST. JOHNSBURY			†9.45	
0.0	ST. JOHNSBURY				
11.5	Danville	6.30	†6.40	3.35	†6.40
14.9	West Danville	6.55	†7.30	4.03	†7.30
16.3	Joos Pond	7.03	†7.40	5.16	†7.40
19.7	Walden	7.15	†7.56	4.21	†7.56
23.9	Dow	†7.23		4.29	
27.8	Greensboro (Caspan Lake)	7.34	8.36	4.39	8.36
31.0	East Hardwick	7.42	8.46	4.47	8.46
34.7	Hardwick	7.55	9.05	5.00	9.05
41.0	Wolcott	8.11	9.23	5.16	9.23
48.9	Morrisville	8.21	9.43	5.32	9.43
48.9	Morrisville	8.32	10.05	5.42	10.05
51.6	Hyde Park	8.39	†10.13	5.49	†10.13
56.4	Johnson	8.51	10.40	6.01	10.40
64.3	Cambridge Jct.	9.08	11.00	6.20	11.00
64.3	Cambridge Jct. C.V. Ry.	9.35	11.25	6.50	11.25
90.2	Essex Jct.	10.52	1.20	8.05	1.20
98.1	BURLINGTON	11.22	2.50	8.30	2.50
	Train Nos.		73		73
64.3	Cambridge Jct.		11.30	6.50	11.30
68.8	Fletcher			7.20	12.15
74.2	East Fairfield		12.15	7.20	12.15
76.4	Fairfield		12.35	7.35	12.35
83.1	Sheldon		12.50	7.47	12.50
84.6	Sheldon Jct.		1.05	7.55	1.05
87.4	East Highgate		†1.15	8.05	†1.15
90.9	Highgate		1.40	8.15	1.40
94.7	E. Swanton		†1.55	8.25	†1.55
96.1	Swanton		†2.00	8.30	†2.00
			A.M.	P.M.	P.M.
	Train Nos.		74	56	74
	STATIONS		A.M.	P.M.	A.M.
	Swanton		8.40	†3.30	8.40
	E. Swanton		8.44	3.55	9.02
	Highgate		9.02	3.55	9.02
	East Highgate		9.14	4.07	9.14
	Sheldon Jct.		9.25	4.25	9.25
	Sheldon		9.35	4.40	9.35
	Fairfield		9.50	5.00	9.50
	East Fairfield		10.10	5.30	10.10
	Fletcher				
	Cambridge Jct.		10.35	6.00	10.35
	Train Nos.		74	56	74
	BURLINGTON (C.V. Ry.)		7.30		4.45
	Essex Jct.		7.53		5.15
	Cambridge Jct.		9.10		6.30
	Cambridge Jct.		9.30	11.00	6.40
	Johnson		9.47	11.34	6.57
	Hyde Park		9.59	†11.53	7.09
	Morrisville		10.05		7.15
	Morrisville		10.10	†12.30	7.25
	Wolcott		10.28	†12.58	7.42
	Hardwick		10.45	1.25	8.00
	East Hardwick		10.54	1.40	8.09
	Greensboro (Caspan Lake)		11.06	2.05	8.20
	Dow		†11.34		†8.28
	Walden		11.22	†2.50	8.36
	Joos Pond				†2.50
	West Danville		11.35	†3.12	8.49
	Danville		11.43	3.24	8.58
	ST. JOHNSBURY		12.08	4.05	9.23
	ST. JOHNSBURY (M.C.R.)		2.05		
	PORTLAND		7.10		
	ST. JOHNSBURY (B&MRR)				12.34
	White River Jct.				†2.50
	White River Jct.				3.05
	BOSTON				†7.00
	ST. JOHNSBURY				1.50
	PLYMOUTH				3.53
	BOSTON (No. Sta.)				7.30
			P.M.	P.M.	A.M.

\* Daily. † Daily ex. Sunday.  
‡ Daily ex. Saturday. § Sunday only.  
¶ Daily ex. Monday. † Saturday only

REFERENCES

< Monday only. || Meal station.  
/ Stops on signal. e Stops to leave

u No baggage carried on this train.  
v Stops to take.  
M Mixed train. ☒ Motor coach connection.  
— Train goes no farther.

For Equipment and Schedule of the Washingtonian see Table 5, page 7 and for other Equipment see pages 42 and 43.

# SPRINGFIELD—GREENFIELD AND SHERBROOKE

**TABLE 81**

Miles.		Train Nos.		WEEK-DAYS										SUNDAYS							
				751	703	5	73	7301	77	717	7305	15	79	7051	7351	5	77	7055	7353	15	79
STATIONS.		AM.	PM.	AM.	AM.	AM.	AM.	AM.	N'ON	N'ON	PM.	PM.	PM.	AM.	AM.	AM.	AM.	N'ON	PM.	PM.	PM.
0.0	NEW YORK (G.C.T.) N.Y.	.....	11.45	.....	.....	.....	8.35	12.00	.....	.....	5.00	.....	11.45	8.35	12.00	.....	.....	8.35	12.00	.....	4.02
55.6	Bridgeport. Conn.	.....	1.25	.....	.....	.....	9.53	.....	.....	6.18	.....	1.25	.....	9.53	.....	.....	.....	9.53	.....	.....	9.17
72.3	New Haven. Conn.	.....	1.59	.....	6.35	.....	10.20	1.50	.....	6.50	.....	1.59	.....	10.20	1.50	.....	.....	10.20	1.50	.....	5.45
108.9	Hartford. Conn.	.....	3.20	.....	7.54	.....	11.19	2.50	.....	7.58	.....	3.20	.....	11.19	2.50	.....	.....	11.19	2.50	.....	6.48
134.3	SPRINGFIELD Mass.	.....	4.03	.....	8.40	.....	12.01	3.28	.....	8.40	.....	4.03	.....	12.01	3.28	.....	.....	11.55	3.28	.....	7.25
0.0	SPRINGFIELD	.....	7.00	.....	.....	.....	12.10	3.45	.....	9.00	.....	7.00	.....	12.10	3.39	.....	.....	12.10	3.39	.....	9.00
7.9	Holyoke. Mass.	.....	7.19	.....	9.56	.....	12.25	4.01	.....	9.17	.....	7.17	.....	12.25	4.09	.....	.....	12.25	4.09	.....	9.17
17.1	NORTHAMPTON	.....	7.37	.....	10.11	.....	12.40	4.16	.....	9.37	.....	7.42	.....	12.45	4.35	.....	.....	12.45	4.35	.....	9.34
36.1	GREENFIELD	.....	8.08	.....	10.37	.....	1.06	4.42	.....	10.04	.....	8.16	.....	1.06	4.43	.....	.....	1.06	4.43	.....	10.04
36.1	GREENFIELD	.....	8.20	.....	10.44	.....	1.09	4.52	.....	10.12	.....	8.25	.....	1.09	.....	.....	.....	1.09	.....	.....	10.12
42.7	Barnardston. Mass.	.....	8.34	.....	.....	.....	.....	5.07	.....	.....	.....	8.38	.....	.....	.....	.....	.....	.....	.....	.....	10.25
46.2	Mount Hermon. Mass.	.....	8.40	.....	.....	.....	.....	5.20	.....	.....	.....	8.50	.....	.....	.....	.....	.....	.....	.....	.....	10.30
49.7	East Northfield. Mass.	.....	8.46	.....	11.06	.....	.....	5.26	.....	.....	.....	9.00	.....	.....	.....	.....	.....	.....	.....	.....	.....
49.7	East Northfield. Mass.	.....	8.50	.....	11.08	.....	1.30	5.31	5.38	10.36	.....	8.53	9.00	1.30	.....	.....	.....	1.30	.....	5.03	10.36
50.9	Doolittle. Mass.	.....	.....	.....	.....	.....	.....	.....	5.44	.....	.....	9.00	.....	.....	.....	.....	.....	.....	.....	5.05	.....
51.9	Dole Jct. N.H.	.....	8.55	.....	.....	.....	.....	.....	.....	.....	.....	9.06	.....	.....	.....	.....	.....	.....	.....	5.09	.....
53.9	Fort Hill. Mass.	.....	9.07	.....	11.25	.....	1.46	5.51	.....	10.54	.....	9.11	.....	1.46	.....	.....	.....	1.46	.....	.....	10.54
60.3	BRATTLEBORO Vt.	.....	9.14	.....	11.30	.....	1.50	5.58	.....	10.59	.....	9.16	.....	1.50	.....	.....	.....	1.50	.....	.....	10.59
65.6	Dummerston. Vt.	.....	9.22	.....	.....	.....	.....	6.08	.....	.....	.....	9.31	.....	.....	.....	.....	.....	.....	.....	.....	.....
69.3	Putney. Vt.	.....	9.29	.....	11.45	.....	2.04	6.15	.....	11.13	.....	9.31	.....	.....	.....	.....	.....	.....	.....	.....	11.13
72.0	East Putney. Vt.	.....	.....	.....	.....	.....	.....	6.20	.....	.....	.....	.....	.....	.....	.....	.....	.....	.....	.....	.....	.....
75.5	Groton. Vt.	.....	9.47	.....	12.02	.....	2.25	6.33	.....	.....	.....	9.49	.....	.....	.....	.....	.....	.....	.....	.....	.....
80.1	Westminster. Vt.	.....	9.54	.....	12.09	.....	2.25	6.41	.....	11.33	.....	9.56	.....	.....	.....	.....	.....	.....	.....	.....	.....
84.0	BELLOWS FALLS N.H.	.....	10.05	.....	12.22	.....	2.28	6.55	.....	11.46	.....	10.08	.....	.....	.....	.....	.....	.....	.....	.....	11.33
84.0	BELLOWS FALLS N.H.	.....	10.12	.....	.....	.....	.....	.....	.....	.....	.....	.....	.....	.....	.....	.....	.....	.....	.....	.....	11.46
87.2	South Charlestown. N.H.	.....	10.22	.....	12.36	.....	2.40	7.11	.....	11.59	.....	10.18	.....	.....	.....	.....	.....	.....	.....	.....	11.59
91.1	Charlestown N.H. (Spring'd Vt.)	.....	10.30	.....	.....	.....	.....	7.19	.....	.....	.....	.....	.....	.....	.....	.....	.....	.....	.....	.....	.....
96.5	North Charlestown. N.H.	.....	10.38	.....	12.55	.....	2.55	7.27	.....	12.16	.....	10.38	.....	.....	.....	.....	.....	.....	.....	.....	12.16
101.2	Claremont Jct. N.H.	.....	10.42	.....	12.55	.....	2.58	7.31	.....	12.19	.....	10.36	.....	.....	.....	.....	.....	.....	.....	.....	12.19
103.1	West Claremont. N.H.	.....	10.46	.....	.....	.....	.....	7.35	.....	.....	.....	.....	.....	.....	.....	.....	.....	.....	.....	.....	.....
105.7	Balloch. Vt.	.....	.....	.....	.....	.....	.....	7.39	.....	.....	.....	.....	.....	.....	.....	.....	.....	.....	.....	.....	.....
109.1	Windsor. Vt.	.....	10.58	.....	1.08	.....	3.10	7.45	.....	12.31	.....	10.48	.....	.....	.....	.....	.....	.....	.....	.....	12.31
123.2	White River Jct. Vt.C.V. Ry.	.....	11.30	.....	1.37	.....	3.40	8.15	.....	1.00	.....	11.20	.....	.....	.....	.....	.....	.....	.....	.....	1.00
123.2	BOSTON (No. Sta.) Mass.	.....	.....	.....	.....	.....	.....	.....	.....	18.30	.....	.....	.....	.....	.....	.....	.....	.....	.....	.....	18.30
123.2	White River Jct. Vt.	.....	7.55	.....	1.55	.....	.....	.....	.....	11.25	.....	12.15	.....	.....	.....	.....	.....	.....	.....	.....	a1.25
125.0	Wilder. Vt.	.....	8.00	.....	.....	.....	.....	.....	.....	.....	.....	12.20	.....	.....	.....	.....	.....	.....	.....	.....	.....
127.3	Newport. N.H.	.....	8.05	.....	2.04	.....	.....	.....	.....	.....	.....	12.24	.....	.....	.....	.....	.....	.....	.....	.....	.....
132.7	Pompanoosuc. Vt.	.....	8.14	.....	2.20	.....	.....	.....	.....	.....	.....	12.24	.....	.....	.....	.....	.....	.....	.....	.....	.....
137.3	Thetford. Vt.	.....	8.25	.....	2.20	.....	.....	.....	.....	.....	.....	12.34	.....	.....	.....	.....	.....	.....	.....	.....	.....
139.5	Northboro. Vt.	.....	8.28	.....	2.25	.....	.....	.....	.....	.....	.....	12.45	.....	.....	.....	.....	.....	.....	.....	.....	.....
141.3	Ely (Fairlee Lake). Vt.	.....	8.34	.....	2.30	.....	.....	.....	.....	.....	.....	12.50	.....	.....	.....	.....	.....	.....	.....	.....	.....
144.6	Fairlee (Lake Morey). Vt.	.....	8.40	.....	2.36	.....	.....	.....	.....	12.09	.....	1.10	.....	.....	.....	.....	.....	.....	.....	.....	a2.09
150.3	Piermont. Vt.	.....	8.50	.....	2.45	.....	.....	.....	.....	.....	.....	1.27	.....	.....	.....	.....	.....	.....	.....	.....	.....
151.5	Bradford. Vt.	.....	8.55	.....	2.49	.....	.....	.....	.....	12.20	.....	1.31	.....	.....	.....	.....	.....	.....	.....	.....	a2.20
155.4	Conicut (Lake Tarleton Club). Vt.	.....	9.02	.....	2.56	.....	.....	.....	.....	.....	.....	1.37	.....	.....	.....	.....	.....	.....	.....	.....	.....
158.4	Newbury. Vt.	.....	9.09	.....	3.03	.....	.....	.....	.....	.....	.....	1.50	.....	.....	.....	.....	.....	.....	.....	.....	.....
163.6	Wells River. N.H.	.....	9.20	.....	3.15	.....	.....	.....	.....	.....	.....	.....	.....	.....	.....	.....	.....	.....	.....	.....	.....
163.9	Woodsville. N.H.	.....	9.20	.....	3.15	.....	.....	.....	.....	.....	.....	.....	.....	.....	.....	.....	.....	.....	.....	.....	a2.45
163.9	BOSTON (No. Sta.) Mass.	.....	.....	.....	.....	.....	.....	.....	.....	9.00	.....	.....	.....	.....	.....	.....	.....	.....	.....	.....	9.00
163.9	Woodsville. N.H.	.....	9.45	.....	2.40	3.35	.....	.....	.....	2.00	3.00	.....	.....	.....	.....	.....	.....	.....	.....	.....	2.00
163.8	Wells River. C.P. Ry. Vt.	.....	9.47	.....	3.37	.....	.....	.....	.....	.....	.....	.....	.....	.....	.....	.....	.....	.....	.....	.....	a3.00
183.7	ST. JOHNSBURY. Vt.	.....	10.35	.....	3.20	4.35	.....	.....	.....	2.45	3.24	.....	.....	.....	.....	.....	.....	.....	.....	.....	2.45
192.5	Lyndonville. Vt.	.....	11.05	.....	3.38	4.55	.....	.....	.....	n3.02	3.47	.....	.....	.....	.....	.....	.....	.....	.....	.....	n3.02
227.3	NEWPORT. Q.C. Ry.	.....	12.25	.....	4.47	6.25	.....	.....	.....	4.15	5.00	.....	.....	.....	.....	.....	.....	.....	.....	.....	4.15
227.3	NEWPORT. Q.C. Ry.	.....	12.45	.....	m7.30	.....	.....	.....	.....	.....	.....	.....	.....	.....	.....	.....	.....	.....	.....	.....	.....
254.9	North Hatley. Q.C. Ry.	.....	.....	.....	.....	.....	.....	.....	.....	.....	.....	.....	.....	.....	.....	.....	.....	.....	.....	.....	.....
264.4	Lennoxville. Q.C. Ry.	.....	2.34	.....	.....	.....	.....	.....	.....	.....	.....	.....	.....	.....	.....	.....	.....	.....	.....	.....	.....
267.3	SHERBROOKE. Q.C. Ry.	.....	2.45	.....	m9.30	.....	.....	.....	.....	.....	.....	.....	.....	.....	.....	.....	.....	.....	.....	.....	.....

## ASHUELOT BRANCH

**TABLE 82**

Miles.		Train Nos.		WEEK-DAYS				SUN.				WEEK-DAYS		SUN.	
				7301	7305	7351	7353	7300	7302	7350	7302				
STATIONS.		AM.	PM.	AM.	PM.	AM.	PM.	AM.	PM.	AM.	PM.	AM.	PM.	AM.	PM.
0.0	SPRINGFIELD	.....	9.40	12.10	3.45	7.00	12.10	.....	.....	8.45	12.30	3.50	7.30	.....	.....
49.7	E. Northfield Mass. Lv	8.50	11.16	1.40	5.38	9.00	5.03	.....	.....	8.52	.....	3.57	7.30	.....	.....
50.9	Doolittle. N.H.	.....	11.18	.....	5.40	9.02	5.05	.....	.....	9.03	.....	4.03	7.56	.....	.....
51.9	Dole Jct. N.H.	.....	11.23	.....	5.44	9.06	5.09	.....	.....	9.07	.....	4.09	8.02	.....	.....
54.5	Hinsdale. N.H.	.....	11.28	12.00	5.50	9.12	5.15	.....	.....	9.09	.....	4.23	8.08	4.16	.....
58.0	Ashuelot. N.H.	.....	9.30	11.44	2.20	6.03	9.25	5.30	.....	9.14	.....	1.00	4.23	8.00	.....
60.2	Winchester. N.H.	.....	.....	.....	6.08	9.30	5.36	.....	.....	9.19	.....	4.29	8.21	4.23	.....
62.3	Forest Lake. N.H.	.....	.....	.....	6.14	9.36	5.43	.....	.....	9.26	1.20	4.37	8.20	4.37	.....
65.8	Westport. N.H.	.....	.....	.....	6.20	9.42	5.49	.....	.....	9.32	.....	4.43	8.34	4.43	.....
68.2	West Swanzey. N.H.	.....	.....	.....	6.25	9.47	5.53	.....	.....	9.34	.....	4.46	8.36	4.46	.....
70.4	Swanzey. N.H.	.....	.....	.....	6.25	9.47	5.53	.....	.....	9.38	.....	4.50	8.40	4.50	.....
73.7	KEENE. N.H.	.....	10.00	12.17	6.35	9.57	6.03	.....	.....	11.38	3.45	6.25	10.42	6.25	.....

**REFERENCES**

- \* Daily
- † Daily except Sunday.
- ‡ Stops on signal.
- § Stops to leave.
- ¶ Daily except Monday.
- ⊕ Daily except Saturday.
- ⊖ Stops to leave from



# SHERBROOKE AND GREENFIELD—SPRINGFIELD

**TABLE 81**
**WEEK-DAYS**
**SUNDAYS**

STATIONS	WEEK-DAYS										SUNDAYS										
	78	2	7300	712	4302	72	7302	74	50	20	4308	728	78	2	7350	7050	7302	74	20	7056	7060
Train Nos.	PM	AM	AM	AM	AM	PM	PM	AM	PM	PM	PM	PM	PM	AM	AM	AM	PM	PM	PM	PM	PM
SHERBROOKE... P.Q. QCRV Lv	8.45							9.10					8.45								
Lenoxville..... " " " " Lv	8.55							9.20					8.55								
North Hatley..... " " " " Lv	9.16							9.52					9.16								
NEWPORT..... " " " " Ar	10.40							11.55					10.40								
NEWPORT..... CPRY Lv	11.15	12.25							12.25				11.15	12.25					12.25		
Lyndonville..... " " " " Lv	12.19	1.027			8.20				1.39				12.19	1.027					1.33		
ST. JOHNSBURY..... " " " " Ar	1.24	1.45			8.45				1.50				1.24	1.45					1.50		
Wells River..... " " " " Ar	1.20				9.25				2.33				1.20						2.33		
Woodsville..... N. H. " " Ar	1.22	2.35			9.30				2.35				1.22	2.35					2.35		
BOSTON (No. Sta.) Mass. Ar		7.30							7.30					7.30					7.30		
Woodsville..... N. H. Lv	1.37				9.55					2.50			1.37							2.50	
Wells River..... Vt. Lv																					
Newbury..... " " " " Lv					10.05					3.03										3.02	
Conicut (Lake Tarleton Club)..... " " " " Lv					10.11					3.09										3.09	
Bradford..... " " " " Lv	1.59				10.15					3.16										3.16	
Piermont..... " " " " Lv					10.22					3.21										3.21	
Fairlee (Lake Morey)..... " " " " Lv	2.09				10.32					3.41										3.41	
Ely (Fairlee Lake)..... " " " " Lv					10.38					3.51										3.51	
Northboro..... " " " " Lv					10.45					3.56										3.56	
Thetford..... " " " " Lv					10.50					4.08										4.08	
Pompanoosuc..... " " " " Lv					10.59					4.20										4.20	
Norwich, Vt., and Hanover, N.H. Wilder, Vt., and Hanover, N.H. Lv					11.06					4.30										4.30	
White River Jct. C.V. Ry. Vt. Lv	2.50				11.20					4.40										4.35	
BOSTON (No. Sta.) Mass. Ar	7.00				4.05					7.00				7.00						7.30	
White River Jct. C.V. Ry. Vt. Lv	3.15				7.15					6.25				3.15					2.50		6.30
Windsor..... " " " " Lv	3.43				7.43					6.53				3.43					3.16		6.58
Balloch..... N. H. " " Lv					7.50					7.00											
West Claremont..... " " " " Lv					7.55					7.08											
Claremont Jct..... " " " " Ar	3.56				8.02					7.12				3.56					3.27		7.10
North Charlestown..... " " " " Lv	4.00				8.09					7.20				4.00					3.29		7.12
Charlestown, N.H. (Springfield) Vt. Lv	4.15				8.16					7.33									3.44		7.19
South Charlestown, N.H. " " Lv					8.24					7.47									3.58		7.28
BELLOWS FALLS..... " " " " Ar	4.27				8.31					7.54									4.03		7.42
BELLOWS FALLS..... " " " " Lv	4.39				8.37					8.00				4.39					4.09		7.48
Westminster..... " " " " Lv					8.44					8.16									4.37		7.54
Grout..... " " " " Lv					8.47					8.35									4.41		8.07
East Putney..... " " " " Lv					8.56					8.45									4.43		8.11
Putney..... " " " " Lv					9.02					8.53									4.46		8.25
Dummerston..... " " " " Lv					9.08					9.00									4.47		8.30
BRATTLEBORO..... " " " " Ar	5.16				9.17					9.10									4.51		8.35
BRATTLEBORO..... " " " " Lv	5.21				9.22					9.15									4.57		8.40
Fort Hill..... N. H. " " Lv					9.32					9.20									4.50		8.48
Dole Jct..... " " " " Lv					9.34					9.25									4.57		8.50
Doolittle..... " " " " Lv					9.38					9.30									4.50		8.56
E. Northfield..... Mass. Ar	5.36				9.42					9.35									4.50		9.03
N. Northfield..... " " " " Lv	5.40				9.49					9.40									5.02		9.15
Mount Hermon..... " " " " Lv					9.53					9.50									5.02		9.20
Barnardston..... " " " " Lv					10.04					10.00									5.02		9.25
GREENFIELD..... " " " " Ar	6.03				10.16					10.05									5.02		9.30
GREENFIELD..... " " " " Lv	6.15				10.28					10.15									5.02		9.35
NORTHAMPTON..... " " " " Lv	6.46				11.01					10.25									5.02		9.40
HOLYOKE..... " " " " Lv	7.01				11.19					10.35									5.02		9.45
SPRINGFIELD..... " " " " Ar	7.15				11.38					10.42									5.02		9.50
SPRINGFIELD..... Mass. N.Y. Lv	8.00				11.55					11.05									5.02		9.55
Hartford..... Conn. N.H. Ar	8.45				12.30					11.40									5.02		10.00
New Haven..... " " " " Ar	9.45				1.36					12.00									5.02		10.05
Bridgeport..... " " " " Ar	10.17				1.36					12.05									5.02		10.10
NEW YORK (G.C.T.) N.Y. Ar	11.40				1.36					12.10									5.02		10.15

**EQUIPMENT**
**TRAIN No. 2.  
RED WING**

Sleeping Car. (Compartment Observation, Lounge and Buffet.) Montreal to Boston via C. P. Ry. Quebec P. Q. to Boston via Q. C. Ry. (on No. 78 north of Woodsville, but Sun. on No. 2 Newport to Boston.)  
Coach..... Montreal to Boston via C. P. Ry. Quebec, P. Q. to Boston via Q. C. Ry. (on No. 78 north of Woodsville, but Sun. on No. 2 Newport to Boston.)

**TRAIN No. 20.  
ALOUETTE**

Parlor Car..... Montreal to Boston via C.P.Ry  
Cafe Car..... Montreal to Boston via C. P. Ry.  
Coach..... Montreal to Boston via C. P. Ry.

**TRAIN No. 72.  
THE DARTMOUTH**

Parlor Car..... (Broiler Buffet). White River Jct. to New York.  
Coaches..... White River Jct. to New York.

**TRAIN No. 74.**

Parlor Car..... Springfield to New York.  
Club Car..... Springfield to New York.  
Dining Car..... Springfield to New York.  
Coaches..... White River Jct. to Springfield. Springfield to New York.

**TRAIN No. 78.**

Parlor Car..... Springfield to New York.  
Club Car..... Springfield to New York.  
Sleeping Car. Montreal to Springfield via C. N. and C. V. Sherbrooke, P. Q., to Springfield via Q. C. & C. P. (Ex. Sunday).  
Quebec, P. Q., to Boston via Q. C. & C. P. Ry. (On No. 2 south of Woodsville, but Sun. on No. 2 south of Newport.)  
Parlor Car..... (Cafe) Quebec to Sherbrooke.  
Coach..... Quebec, P. Q. to Springfield, via Q. C. Ry. (Car arriving Springfield Monday starts from White River Jct.)  
Quebec, P. Q. to Boston via Q. C. & C. P. Ry. (On No. 2 south of Woodsville, but Sun. on No. 2 south of Newport.)  
Springfield to New York.

**TRAIN No. 712**

Parlor Car..... Springfield to New York.  
Dining Car..... Springfield to New York.  
Coaches..... White River Jct. to Springfield. Springfield to New York.

**TRAIN No. 728. (Sun. 7060.)**

Sleeping Car. White River Junction to New York. (May be occupied until 7.20 A.M.)  
Coaches..... White River Junction to Springfield. Springfield to New York.

**REFERENCES**

§ Sunday only. † Saturday only. \* Daily.  
// Meal station. † Daily except Monday.  
☐ Stops on signal. † Daily except Sunday.  
☐ Runs via C. V. Ry. East Northfield to Brattleboro.  
u No baggage carried on this train. e Stops to leave.  
☉ Stops to take for beyond Woodsville.  
— Train goes no farther. v Stops to take.

For Schedule and Equipment of "The Washingtonian" see page 7 and Table 5.

## CAMBRIDGE STATION

at PORTER SQUARE on the Line of the MINUTE MAN

Convenient and direct service on THE MINUTE MAN and other trains to FITCHBURG and WEST for travellers from CAMBRIDGE, SOMERVILLE, ARLINGTON, BELMONT and WATERTOWN.

Telephone University 2958 for Information and Pullman Reservations

TABLE 83

SPRINGFIELD AND BRATTLEBORO

WEEK-DAYS

Mile	STATIONS	Train Nos.	5112	703	705	707	709	73	Bus	711	77	727	Bus	713	Bus	715	717	Bus	719	721	Bus	723	725	Bus	79	729
0.0	SPRINGFIELD	Lv	6.28	7.00	7.20	8.00	9.00	9.40		11.20	12.10	12.15	2.00	2.00	3.15	3.45		5.10	5.45		6.35	7.45		9.00	11.10	
2.0	Brightwood		6.33		7.24	8.04						12.20	2.07	3.22				5.15			6.39				11.14	
3.4	Chicopee		6.38		7.28	8.09						12.24	2.12	3.27				5.20			6.43					
6.9	Willimansett		6.44		7.35							12.31	2.17	3.32				5.23			6.49					
7.3	Riverside		6.45		7.37	8.16						12.35	2.18	3.33	4.01			5.27			6.53	8.00		9.17	11.22	
7.9	HOLYOKE		6.47	7.19	7.40	8.22	9.14	9.56		11.34	12.25	12.35						5.34	5.59		6.53	8.00		9.17	11.25	
12.8	Smiths Ferry		7.01		7.51	8.34	9.25		Bus	11.46			2.30	3.44				5.42	6.06		7.05			9.17	11.33	
14.7	Mount Tom		7.05	7.37	7.55	8.39	9.30		Bus	11.50			2.35	3.48				5.46			7.05			9.17	11.36	
17.1	NORTHAMPTON	Ar	7.05	7.34	7.53	8.39	9.30	10.11		11.50	12.40	12.51	1.00	2.40	4.16	4.30		5.50	6.14		7.10	8.15		9.31	11.40	
20.0	Laurel Park												1.12	2.52				5.53	6.15		7.10	8.15		9.31	11.40	
20.8	Hatfield (Bus Stop Strongs 4 Cor.)				8.24	8.51		10.27					1.12	2.52				5.53	6.15		7.10	8.15		9.31	11.40	
23.8	N. Hatfield (Bus Stop Whitcombs Store)				8.33	8.56		10.35					1.20	3.00				6.05	6.27		7.10	8.15		9.31	11.40	
26.2	Whately (Bus Stop Graves Cor.)				8.40	9.01		10.43					1.28	3.08				6.13	6.35		7.10	8.15		9.31	11.40	
28.4	So. Deerfield R.R. Sta.			7.56		9.07		10.48					1.33	3.13				6.19	6.41		7.10	8.15		9.31	11.40	
32.7	Deerfield (Bus Stop Memorial St.)					9.14	Bus						1.45	3.28				6.25	6.47		7.10	8.15		9.31	11.40	
36.1	GREENFIELD STA.	Ar	8.08		9.20	10.37		11.06					2.00	3.40				6.32	6.54		7.10	8.15		9.31	11.40	
42.7	Bernardston (Bus Stop at Inn)	Lv	8.34		9.45	10.44		11.09					2.00	3.40				6.32	6.54		7.10	8.15		9.31	11.40	
46.2	Mt. Hermon (Bus Stop School Gate)		8.40		9.51								2.00	3.40				6.32	6.54		7.10	8.15		9.31	11.40	
48.7	Northfield P.O. (Bus Stop)				9.58								2.00	3.40				6.32	6.54		7.10	8.15		9.31	11.40	
49.7	NORTHFIELD (Bus stop Pine & Main)		8.50		10.00	11.08		11.30					2.00	3.40				6.32	6.54		7.10	8.15		9.31	11.40	
60.3	BRATTLEBORO	Ar	9.07		10.45	11.25		11.46					2.00	3.40				6.32	6.54		7.10	8.15		9.31	11.40	

WEEK-DAYS

STATIONS	Train Nos.	704	78	706	708	Bus	710	Bus	714	712	Bus	716	720	Bus	72	722	Bus	724	Bus	74	726	730	5117	728	
BRATTLEBORO	Lv	5.21					7.00		9.22					1.20	1.56					4.43					8.35
E. NORTHFIELD (Bus stop Pine & Main)		5.40					7.40		9.49					2.00	2.16					5.02					8.55
Northfield P.O. (Bus Stop)							7.44		9.56					2.10											
Mt. Hermon (Bus Stop School Gate)							8.00		10.04					2.20											
Bernardston (Bus Stop at Inn)							8.20		10.16					2.40											
GREENFIELD STA.	Ar	6.03				Bus	8.30		10.16					2.40											9.20
Deerfield (Bus Stop Memorial St.)	Lv	6.15		6.55	7.00		8.35		10.28					2.40							5.22				9.32
S. Deerfield R.R. Sta.				7.01	7.10		8.45		10.42					2.40							5.29	5.45			
Whately (Bus Stop Graves Cor.)				7.09	7.25		9.00		11.35					2.40							5.55	6.10			9.45
N. Hatfield (Bus Stop Whitcombs Store)				7.13	7.33		9.05		11.40					2.40							5.15	6.15			
Hatfield (Bus Stop Strongs 4 Cor.)				7.17	7.42		9.12		11.48					2.40							5.20	6.23			
Laurel Park				7.22	7.51		9.20		11.55					2.40							5.30	6.30			
NORTHAMPTON	Ar	6.00	6.46	6.55	7.25	8.05	9.40		10.59	12.10				2.40						5.45	6.45				10.03
Mount Tom	Lv	6.04		6.58	7.36		8.19		9.50	11.01				2.40						5.56	6.54	8.55	9.39		10.05
Smiths Ferry		6.08		7.01	7.39									2.40											
Riverside		6.18	7.01	7.10	7.51		8.30		10.08	11.19				2.40											
Willimansett		6.19		7.12	7.53									2.40											
Chicopee		6.21		7.18	7.54				10.07					2.40											
Brightwood		6.22		7.19	8.02									2.40											
SPRINGFIELD	Ar	6.37	7.15	7.27	8.10		8.44		10.19	11.38				2.40											

SUNDAYS

STATION	Train Nos.	3150	7051	7053	Bus	77	7055	Bus	723	Bus	79	7061
SPRINGFIELD	Lv	5.50	7.00	9.40		12.10	3.39		6.35		9.00	10.40
Brightwood				9.44					6.39			
Chicopee		7.58		9.48					6.43			
Willimansett									6.49			
Riverside												
HOLYOKE		6.07	7.17	10.03		12.25	3.55		6.53		9.17	10.54
Smiths Ferry												
Mount Tom		7.19	7.28			7.05	Bus		7.05	Bus	7.10	7.10
NORTHAMPTON	Ar	6.23	7.32	10.14	Bus	7.40	7.10	9.31	7.10	9.31	1.09	
Laurel Park												
Hatfield (Bus Stop Strongs 4 Cor.)				10.32		7.16	4.42		7.27			
N. Hatfield (Bus Stop Brad. Rd. Cor.)		7.54		10.43		4.50	4.50		7.32			
Whately (Bus Stop Graves Cor.)		7.59		10.48		4.58	4.58		7.43			
So. Deerfield R.R. Sta.		8.03		10.53		4.26	4.58		7.48			
Deerfield (Bus Stop Memorial St.)				11.08		4.30	5.18		8.03		9.52	
GREENFIELD STA.	Ar	8.16		11.20		4.43	5.31		8.15	10.04		
Bernardston (Bus Stop at Inn)	Lv	8.25		11.25		4.43	5.45		8.15	10.12		
Mt. Hermon (Bus Stop School Gate)		8.38		11.40		4.55	6.00		8.20	10.25		
Northfield P.O. (Bus Stop)				11.50		5.00	6.11		8.30	10.30		
E. N'F'D (Bus stop Pine & Main Sta.)		8.53		12.00		5.10	6.18		8.40	10.36		
BRATTLEBORO	Ar	9.11		12.45		5.20	6.25		8.50	10.54		

SUNDAYS

STATIONS	Train Nos.	78	7050	Bus	7054	Bus	74	7058	Bus	3155	7060
BRATTLEBORO	Lv	5.21		11.00		1.30	4.41				8.30
E. NORTHFIELD (Bus stop Pine & Main Sta.)		5.40		11.35		2.10	5.02				8.50
Northfield P.O. (Bus Stop)				11.39		2.14					
Mt. Hermon (Bus Stop School Gate)				11.45		2.20					8.56
Bernardston (Bus Stop Bernardston Inn)				11.55		2.30					9.03
GREENFIELD STA.	Ar	6.03		12.15		2.30	5.22		Bus		9.15
Deerfield (Bus Stop Memorial St.)	Lv	6.15	7.50	12.30		2.30	5.29		Bus		9.20
S. Deerfield R.R. Sta.			7.56	12.40		2.30			8.30		
Whately (Bus Stop Graves Cor.)			8.04	12.55		2.30			8.35		
N. Hatfield (Bus Stop Brad. Rd. Cor.)			8.08	1.00		2.30			8.50		
Hatfield (Bus Stop Strongs 4 Cor.)			8.12	1.08		2.30			8.58		
Laurel Park				1.15		2.30					



**BOSTON AND WALTHAM**  
SEE ALSO TABLE 93.

**WATERTOWN BRANCH**

**GREENVILLE BRANCH**

**TABLE 85** WEEK-DAYS

Miles	STATIONS.	Train Nos. 5103	5109	5153
		AM. PM.	AM. PM.	AM. PM.
0.0	BOSTON (No. Sta.) Mass. Lv	6.45		9.01
2.0	Union Square	5.27		
2.7	Somerville	5.30		
3.4	Cambridge	5.33		
4.2	W. Cambridge	5.36		
5.0	Fresh Pond	7.02		
5.7	Mount Auburn	5.40		
6.3	East Watertown	5.42		
6.9	Union Market	5.45	9.50	
7.9	Watertown	7.17		
8.6	West Watertown	7.23		
9.1	Bemis	5.58		
10.0	Bleachery	6.01		
10.5	Newton Street	7.28		
10.9	WALTHAM	6.07	10.10	

Miles	STATIONS.	Train Nos. 5102	5300	5108
		AM. PM.	AM. PM.	AM. PM.
0.0	BOSTON	7.37	9.03	6.20
0.7	WALTHAM	7.40		6.22
1.4	Newton Street	7.42		6.24
2.1	Bemis	7.44		6.27
2.8	West Watertown	7.46		
3.5	Watertown	9.01	9.10	6.31
4.2	Union Market	7.51	9.35	
4.9	East Watertown	7.53		6.35
5.6	Mount Auburn	7.55		
6.3	Fresh Pond	7.58		
7.0	W. Cambridge	8.01		6.44
7.7	Cambridge	8.03		6.46
8.4	Somerville	8.05		6.48
9.1	Newton Square	8.07		6.54
9.8	BOSTON	8.13	10.00	6.44

**TABLE 86** Read Down WEEK-DAYS

Miles	STATIONS.	Train Nos. 5300	5302
		AM. PM.	AM. PM.
5.10	BOSTON (No. Sta.) Mass. Ar	8.45	5.07
6.10	LVA YER (C. Devens) " Ar	9.47	7.25
6.19	West Groton " " Ar	9.57	7.14
6.23	Vose " " " " Ar	10.02	7.11
6.30	10.10 Townsend Harbor " " " " Ar	10.10	7.03
6.35	10.15 Townsend " " " " Ar	10.15	6.58
6.41	10.21 West Townsend " " " " Ar	10.21	6.52
6.54	10.35 16.2 Mason " N.H. " " Ar	10.35	6.42
7.03	10.43 Pratt " " " " Ar	10.43	6.35
7.15	10.54 23.6 Ar Greenville " " Lv	10.54	6.25

**ASHBURNHAM BRANCH**

MOTOR COACHES OPERATED BY BOSTON AND MAINE TRANS. CO.

**TABLE 87** WEEK-DAYS

Miles	STATIONS.	Train Nos. 7.00	7.12	12.07	1.40	4.25
		AM. PM.	AM. PM.	AM. PM.	AM. PM.	AM. PM.
0.0	BOSTON (No. Sta.) Mass. Lv	3.02		11.30	2.40	
0.0	So. Ashburnham " Lv	7.00		12.07	1.40	4.25
0.0	Ashburnham " Ar	7.12	8.02	12.19	1.52	4.37
0.0	Ashburnham " Mass. Lv	6.38		11.45	1.20	4.00
0.0	So. Ashburnham " Ar	6.50	7.37	11.57	1.32	4.12
0.0	BOSTON (No. Sta.) " Ar	9.19		1.48	5.07	

**MILFORD BRANCH.**

BOSTON AND MILFORD  
SEE ALSO TABLE 71

**TABLE 88** Read Down WEEK-DAYS

Miles	STATIONS.	Train Nos. 5401	5400
		AM. PM.	AM. PM.
5.10	BOSTON (No. Sta.) Mass. Ar	8.45	
6.20	LVA YER (C. Devens) " Ar	9.37	7.35
6.29	Newell " " " " Ar	9.47	7.23
6.36	Primus " " " " Ar	9.57	7.13
6.43	Pepperell " " " " Ar	10.07	7.09
6.49	11.2 North Pepperell " " " " Ar	10.17	7.02
6.54	12.3 West Hollis " N.H. " " Ar	10.27	6.57
7.01	15.4 South Brookline " " " " Ar	10.37	6.50
7.06	18.1 Brookline " " " " Ar	10.47	6.47
7.13	18.4 North Brookline " " " " Ar	10.57	6.40
7.24	22.7 South Milford " " " " Ar	11.07	6.29
7.30	24.2 Ar Milford " " Lv	11.17	6.25

**TABLE 89** WEEK-DAYS

Miles	STATIONS.	Train Nos. 5201	3105	3111	5205
		AM. PM.	AM. PM.	AM. PM.	AM. PM.
0.0	BOSTON (No. Sta.) Lv	8.00	11.16	5.07	5.13
0.2	South Acton " Lv	9.10		6.09	
0.2	Maynard " " " " Lv	9.13	Sat. only	6.21	
5.1	Lake Boone " " " " Lv	9.23	Sat. only	6.32	
6.4	Glensdale " " " " Lv	9.29		6.38	
8.4	Hudson " " " " Lv	9.39		6.40	
12.3	Marlboro " Ar	9.53	12.25	6.25	6.52

**SUNDAYS**

Miles	STATIONS.	Train Nos. 5253	5255	5257
		AM. PM.	AM. PM.	AM. PM.
0.0	BOSTON (No. Sta.) Lv	6.50		
0.2	South Acton " Lv	7.55		
0.2	Maynard " " " " Lv	8.00		
5.1	Lake Boone " " " " Lv	8.05		
6.4	Glensdale " " " " Lv	8.09		
8.4	Hudson " " " " Lv	8.16		
12.3	Marlboro " Ar	8.28		

**MARLBORO BR. WEEK-DAYS**

Miles	STATIONS.	Train Nos. 5200	3100	5202
		AM. PM.	AM. PM.	AM. PM.
5.08	Marlboro " Mass. Lv	6.25	7.08	11.52
5.16	Hudson " " " " Lv	6.33	7.15	12.00
5.25	Glensdale " " " " Lv	7.21	7.57	
5.25	Lake Boone " " " " Lv	7.25	7.57	
5.32	Maynard " " " " Lv	7.30	7.57	
5.32	South Acton " Ar	7.37		
7.36	BOSTON (No. Sta.) " Ar	8.39		

**SUNDAYS**

Miles	STATIONS.	Train Nos. 5254	5256
		AM. PM.	AM. PM.
8.29	Marlboro " Mass. Lv	9.10	6.10
8.37	Hudson " " " " Lv	9.18	6.18
8.43	Glensdale " " " " Lv	9.24	6.24
8.47	Lake Boone " " " " Lv	9.28	6.28
8.54	Maynard " " " " Lv	9.33	6.33
8.59	South Acton " Ar	9.40	6.40
10.05	BOSTON (No. Sta.) " Ar	9.44	7.28

**BOSTON, FITCHBURG AND KEENE**

**TABLE 90** BOSTON AND MAINE TRANSPORTATION CO. MOTOR COACHES

Miles	STATIONS.	Train Nos. 6a25	9.30	1.35	4.05	8.05
		AM. PM.	AM. PM.	AM. PM.	AM. PM.	AM. PM.
0.0	BOSTON (Park Square) Mass. Lv	6a25	9.30	1.35	4.05	8.05
0.0	Cambridge (Kendall Sq.) " " " " Lv		9.40	1.45	4.10	8.10
0.0	Lexington R.R. Sta. " " " " Lv		10.10			
0.0	Concord (Colonial Inn) " " " " Lv		10.30			
0.0	Concord R.R. Sta. " " " " Lv		10.35			
0.0	Acton Road " " " " Lv		10.48			
0.0	Littleton Common (Conants) " " " " Lv		10.58			
0.0	Ayer R.R. Sta. " " " " Lv		11.13			
0.0	No. Shirley " " " " Lv		11.25			
0.0	Lunenburg (P.O.) " " " " Lv		11.35			
0.0	FITCHBURG R.R. Sta. " Ar	8.30	11.42	5.30		
0.0	FITCHBURG R.R. Sta. Mass. Lv	8.40	11.42	5.30		
0.0	Ashburnham (Platts Store) " " " " Lv	9.05	12.07	6.00		10.30
0.0	Winchendon R.R. Sta. " " " " Lv		12.27	6.25		10.55
0.0	Fitchwilliam " N.H. " " " Lv		12.52	6.52		11.15
0.0	Troy " " " " Lv		1.02	5.02		
0.0	Keene " " " " Lv		1.27	5.27		

Miles	STATIONS.	Train Nos. 7.25	8.44	10.20	12.30	6.15	6.10	10.30
		AM. PM.	AM. PM.	AM. PM.	AM. PM.	AM. PM.	AM. PM.	AM. PM.
0.0	Keene " N.H. Lv	7.25		8.30	12.30	6.15	6.10	10.30
0.0	Troy " " Lv			8.55	12.55	6.20	6.15	10.35
0.0	Fitchwilliam " Lv			9.05		6.25	6.20	10.40
0.0	WINCHENDON R.R. Sta. Mass. Lv			9.30	1.30	6.30	6.25	10.45
0.0	Ashburnham (Platts Store) " Ar			9.35	1.35	6.35	6.30	10.50
0.0	FITCHBURG R.R. Sta. " Ar			10.10	2.10	6.55	6.50	11.10
0.0	FITCHBURG R.R. Sta. Mass. Lv			10.20		6.15	6.10	10.30
0.0	Lunenburg (P.O.) " " " " Lv			10.30		6.20	6.15	10.35
0.0	No. Shirley " " " " Lv			10.40		6.25	6.20	10.40
0.0	Ayer R.R. Sta. " " " " Lv			10.52		6.37	6.30	10.52
0.0	Littleton Common (Conants) " " " " Lv			11.07		6.47	6.40	11.07
0.0	Acton Road " " " " Lv			11.17		6.52	6.45	11.17
0.0	Concord R.R. Sta. " " " " Lv			11.30		6.55	6.50	11.30
0.0	Concord (Colonial Inn) " " " " Lv			11.33		6.58	6.55	11.33
0.0	Lexington R.R. Sta. " " " " Lv			11.38		7.03	6.58	11.38
0.0	Cambridge (Kendall Sq.) " " " " Lv			12.20		7.12	7.05	12.20
0.0	BOSTON (Park Square) " " " " Lv			12.30		7.28	7.20	12.30

**HOOSAC TUNNEL AND WILMINGTON RAILROAD**

**TABLE 91** Read Down WEEK-DAYS

Miles	STATIONS.	Train Nos. 55	56
		AM. PM.	AM. PM.
9.30	BOSTON (No. Sta.) Mass. Lv	1.13	11.35
1.20	Ar. Hoosac Tunnel " " " " Lv	1.20	11.35
2.15	9.0 Ar. Monroe Bridge " " " " Lv	2.15	11.35
2.25	7.0 Sherman " " " " Lv	2.25	11.35
3.26	11.0 Readsboro " " " " Lv	3.26	11.35
3.46	15.0 Whitingham " " " " Lv	3.46	11.35
4.00	17.0 Hagers " " " " Lv	4.00	11.35
4.30	22.0 Mountain Mills " " " " Lv	4.30	11.35
4.40	24.0 Ar. Wilmington " " " " Lv	4.40	11.35

**SARATOGA SPRINGS AND SCHUYLERVILLE BRS.**

**TABLE 92** Read Down WEEK-DAYS

Miles	STATIONS.	Train Nos. 5901	5900
		AM. PM.	AM. PM.
9.15	Lv Johnsonville " N.Y. Ar	9.20	7.10
9.24	West Valley Falls " " " " Ar	9.24	7.03
9.31	Schaghticoke " " " " Ar	9.31	6.59
9.40	Reynolds " " " " Ar	9.40	6.50
10.00	Ar Mechanicville " " " " Lv	10.00	6.40
10.18	Lv Mechanicville " " " " Ar	10.18	6.50
10.28	Stillwater " " " " Ar	10.28	6.53
10.45	Stillwater Centre " " " " Ar	10.45	6.55
10.55	Wayville " " " " Ar	10.55	6.55
11.02	Maple Shade Farm " " " " Ar	11.02	6.55
11.07	Cedar Bluffs " " " " Ar	11.07	6.55
11.17	Saratoga Lake " " " " Ar	11.17	6.55
11.38	Dyer Switch " " " " Ar	11.38	6.55
11.20	Schwartz Jct. " " " " Ar	11.20	6.55
11.28	Eureka Springs " " " " Ar	11.28	6.55
11.40	Ar Saratoga Springs " " " " Lv	11.40	6.55
12.15	Lv Saratoga Springs " N.Y. Ar	12.15	7.10
12.23	Eureka Springs " " " " Ar	12.23	7.10
12.35	Schwuyler Jct. " " " " Ar	12.35	7.10
12.43	Burgoyne " " " " Ar	12.43	7.10
12.51	Gates " " " " Ar	12.51	7.10
13.00	Craneyer Bridge " " " " Ar	13.00	7.10
13.13	Victory Mills " " " " Ar	13.13	7.10
13.21	Ar Schuylerville " " " " Lv	13.21	7.10

**REFERENCES**

a Train time at No. Sta. & Saturday only. f Except Saturday. / Stops on signal. m Mixed Train. \* Will not run Oct. 2, Nov. 11, Nov. 25, Dec. 25, 1929; Jan. 1, Feb. 22, Apr. 19, 1930.





# BOSTON AND TROY, N.Y.

WITH CONNECTIONS FOR ALBANY

TABLE 93

WEEK-DAYS

SUNDAYS

Train No.	5109	61	513	3119	515	5511	517	63	519	5153	67	Bus	5553	5001	5003	3159	59	3155	95	5005	5511	97	
STATIONS.	PM	PM	PM	PM	PM	PM	PM	PM	PM	AM	AM	AM	AM	AM	AM	AM	AM	AM	AM	AM	AM	AM	
BOSTON	5:21	5:31	5:33	6:05	6:10	8:00	8:32	8:45	11:40	9:01	9:02		10:15	12:25	2:10	2:30	3:00	5:50	6:02	6:50	8:00	10:30	
Union Square	5:22																						
Somerville	5:30																						
Cambridge	5:33																						
West Cambridge	5:36																						
Hill Crossing																							
Belmont																							
Waverley																							
Clematis Brook																							
Essex Brook																							
WALTHAM	6:07				6:30	8:19	8:50		11:58	10:30	9:00		10:35	12:43	2:32						7:14	8:19	10:53
Riverview					6:32																		
Roberts					6:34				12:01														
Stony Brook					6:37				e12:03														
Kendal Green					6:40																		
Hastings					6:42				e12:07														
Silver Hill					6:45				e12:09														
Lincoln					6:50				12:13														
Baker Bridge					6:57	8:35	9:14	11:12	12:20														
Concord					6:57				12:20														
West Concord					6:57				12:20														
South Acton					7:02				12:24														
West Acton					7:07				12:31														
Buxboro					7:07				e12:35														
Littleton					7:18				12:44														
AYER (Camp Devens)					7:27	8:56	9:35	11:45	12:51														
Shirley					7:27				12:54														
North Leominster					7:42				1:00														
FITCHBURG					7:48	9:14	9:53	12:05	1:18														
West Fitchburg									1:18														
Wachusett									1:18														
Westminster									1:18														
So. Ashburnham									1:18														
East Gardner									1:18														
GARDNER									1:18														
Baldwinville									1:18														
Royalston									1:18														
Athol									1:18														
Orange									1:18														
Wendell									1:18														
Erving									1:18														
Farley									1:18														
Millers Falls									1:18														
Lake Pleasant									1:18														
Montague									1:18														
East Deerfield									1:18														
GREENFIELD									1:18														
West Deerfield									1:18														
Sardwell									1:18														
Shelburne Falls									1:18														
Buckland									1:18														
Charlemont									1:18														
Zoar									1:18														
Hoosac Tunnel									1:18														
NORTH ADAMS									1:18														
Greylock									1:18														
Blackinton									1:18														
Williamstown									1:18														
Pownal									1:18														
North Pownal									1:18														
Petersburgh Jct.									1:18														
Hoosick									1:18														
Hoosick Falls									1:18														
Hoosick Jct.									1:18														
Eagle Bridge									1:18														
East Buskirk									1:18														
Johnsonville									1:18														
Valley Falls									1:18														
East Schaghticoke									1:18														
Melrose									1:18														
Lansingburgh									1:18														
TROY									1:18														
TROY, Belt Line									1:18														
ALBANY, Belt Line									1:18														

EQUIPMENT

TRAIN No. 59  
MINUTE MAN

Sleeping Car.....Boston to Chicago via N.Y.C.R.R.  
Parlor Car.....Boston to Troy, N.Y.  
Club Lounge Observation Car..Boston to Troy, N.Y.  
Club Car.....Albany to Chicago.  
Dining Car.....Serving all meals.  
No coaches west of Albany.

TRAIN No. 55 (Sun. No. 67)  
BERKSHIRE FLYER

Parlor Car.....(Roller Buffet) Boston to Troy, N.Y.  
Coaches.

For equipment of trains 5503, 5507, 5511, 5553, 5603, 5607, 5609, 5611, 5651, see page 50.

REFERENCES

† Except Saturday. | Meal station.  
b Shuttle service between Hoosick Falls and Stone School  
Corner.  
e Stops to leave. f Stops on signal  
k Saturday only. n Stops to leave from Boston.  
u No baggage carried on this train.  
v Stops to take. \* Stops to take for Greenfield and west.

\* Will not run Oct. 12, Nov. 11, Nov. 28, Dec. 25, 1929;  
Jan. 1, Feb. 22, Apr. 19, 1930.  
● East Buskirk and Buskirk are stations in the same  
town, about one-half mile apart; westbound pas-  
sengers will take trains at the former, and eastbound  
at the latter station.  
— Train goes no farther.

TABLE 95 HOOSICK FALLS—WALLOOMSAC (MOTOR COACHES)  
BOSTON AND MAINE TRANSPORTATION CO.

Week-days except Nov. 28, Dec. 25, 1929; Jan. 1, Feb. 22, 1930.

Lv. HOOSICK FALLS (Municipal Bldg.).....6:00, 7:00, 8:10 A.M., 12:05, 2:00, 3:45, 14:50, 5:40, 10:00 P.M.

Lv. WALLOOMSAC (Paper Mill).....6:30, 7:20, 8:30 A.M., 12:30, 2:30, 4:05, 14:20, 15:10, 6:15, 10:30 P.M.

Sundays and Nov. 28, Dec. 25, 1929; Jan. 1, Feb. 22, 1930.

Lv. HOOSICK FALLS (Municipal Bldg.).....8:15, 10:15 A.M.

Lv. WALLOOMSAC (Paper Mill).....8:45, 10:30 A.M.

RUNNING TIME ABOUT 15 MINUTES





# TROY, N.Y. AND BOSTON

WITH CONNECTIONS FROM ALBANY

**TABLE 93**

**WEEK-DAYS**

**SUNDAYS**

STATIONS	Train Nos. 5606 5108		Bus	5510		518	60	5804	5610	5600	5502	5002	50	5004	5604	Bus		56	5006	58	5606	68	Bus		5852	5600
	P.M.	P.M.		P.M.	P.M.											P.M.	P.M.						P.M.	P.M.		
ALBANY, Belt Line N.Y. Lv	12.38						1.30	4.4		11.30					6.57	8.31	9.30		12.20	12.30	1.30	2.30	6.30	11.30		
TROY, Belt Line Ar	12.59						1.57	5.0		11.55					7.22	8.57	9.57		12.45	12.57	1.57	2.57	6.55	11.55		
TROY, Lv	1.12						2.00	5.15		12.57			3.50		7.50	9.10	10.00		12.55	1.12	2.38	3.00	7.10	12.57		
Lansingburgh							2.18	5.30							8.07	9.20	10.10			1.12	2.46	3.10	7.27			
MeRose							2.35	5.45							8.12	9.25	10.15				2.54	3.18	7.33			
East Schaghticoke							2.52	6.00							8.16	9.30	10.20				3.01	3.25	7.38			
Valley Falls							3.05	6.15							8.21	9.35	10.25				3.05	3.30	7.44			
Johnsonville							3.20	6.30							8.28	9.40	10.30				3.10	3.35	7.51			
● Buskirk							3.35	6.45		1.37					8.32	9.45	10.35				3.22	3.47	7.58	1.37		
Eagle Bridge		1.50					3.50	7.00							8.32	9.45	10.35				3.30	3.55	8.07			
Hoosick Jct.		P.M.					4.05	7.15							8.32	9.45	10.35				3.36	4.10	8.14			
Hoosick Falls							4.20	7.30							8.32	9.45	10.35				3.36	4.10	8.14			
Hoosick							4.35	7.45							8.32	9.45	10.35				3.36	4.10	8.14			
Petersburgh Jct.	{ Ar						4.50	8.00							8.32	9.45	10.35				3.36	4.10	8.14			
North Pownal	{ Lv						5.05	8.15							8.32	9.45	10.35				3.36	4.10	8.14			
Pownal							5.20	8.30							8.32	9.45	10.35				3.36	4.10	8.14			
Williamstown, Mass.							5.35	8.45							8.32	9.45	10.35				3.36	4.10	8.14			
Blackinton							5.50	9.00							8.32	9.45	10.35				3.36	4.10	8.14			
Greylock							6.05	9.15							8.32	9.45	10.35				3.36	4.10	8.14			
NORTH ADAMS	{ Ar						6.20	9.30							8.32	9.45	10.35				3.36	4.10	8.14			
Hoosac Tunnel	{ Lv						6.35	9.45							8.32	9.45	10.35				3.36	4.10	8.14			
Zoar							6.50	10.00							8.32	9.45	10.35				3.36	4.10	8.14			
Charlton							7.05	10.15							8.32	9.45	10.35				3.36	4.10	8.14			
Shelburne Falls							7.20	10.30							8.32	9.45	10.35				3.36	4.10	8.14			
Bardwell							7.35	10.45							8.32	9.45	10.35				3.36	4.10	8.14			
West Deerfield							7.50	11.00							8.32	9.45	10.35				3.36	4.10	8.14			
GREENFIELD	Ar						8.05	11.15							8.32	9.45	10.35				3.36	4.10	8.14			
East Deerfield	Lv		4.50				8.20	11.30							8.32	9.45	10.35				3.36	4.10	8.14			
Montague							8.35	11.45							8.32	9.45	10.35				3.36	4.10	8.14			
Lake Pleasant							8.50	12.00							8.32	9.45	10.35				3.36	4.10	8.14			
Millers Falls							9.05	12.15							8.32	9.45	10.35				3.36	4.10	8.14			
Farley							9.20	12.30							8.32	9.45	10.35				3.36	4.10	8.14			
Erving			5.20				9.35	12.45							8.32	9.45	10.35				3.36	4.10	8.14			
Wendell			5.25				9.50	13.00							8.32	9.45	10.35				3.36	4.10	8.14			
Orange			5.40				10.05	13.15							8.32	9.45	10.35				3.36	4.10	8.14			
Athol			5.55				10.20	13.30							8.32	9.45	10.35				3.36	4.10	8.14			
Royalston							10.35	13.45							8.32	9.45	10.35				3.36	4.10	8.14			
Baldwinville			6.30				10.50	14.00							8.32	9.45	10.35				3.36	4.10	8.14			
GARDNER	Ar		6.45				11.05	14.15							8.32	9.45	10.35				3.36	4.10	8.14			
GARDNER	Lv						11.20	14.30							8.32	9.45	10.35				3.36	4.10	8.14			
East Gardner							11.35	14.45							8.32	9.45	10.35				3.36	4.10	8.14			
S. Ashburnham							11.50	15.00							8.32	9.45	10.35				3.36	4.10	8.14			
Westminster							12.05	15.15							8.32	9.45	10.35				3.36	4.10	8.14			
Wachusett							12.20	15.30							8.32	9.45	10.35				3.36	4.10	8.14			
West Fitchburg							12.35	15.45							8.32	9.45	10.35				3.36	4.10	8.14			
FITCHBURG	Ar		5.16				12.50	16.00							8.32	9.45	10.35				3.36	4.10	8.14			
FITCHBURG	Lv		4.30		6.12		13.05	16.15		5.56	8.10	8.44	10.11		8.32	9.45	10.35		1.43		4.23	6.12	7.08	7.13		
North Leominster			4.38				13.20	16.30			8.17	8.51	10.18		8.32	9.45	10.35				4.23	6.12	7.08	7.13		
Shirley			4.47				13.35	16.45			8.24	8.98	10.25		8.32	9.45	10.35				4.23	6.12	7.08	7.13		
AYER (Camp Devens)	{ Ar		4.52		6.33		13.50	17.00		6.15	8.31	9.05	10.32		8.32	9.45	10.35				4.23	6.12	7.08	7.13		
Littleton, Mass.	{ Lv		5.03				14.05	17.15			8.38	9.12	10.39		8.32	9.45	10.35				4.23	6.12	7.08	7.13		
Boxboro			5.07				14.20	17.30			8.45	9.19	10.46		8.32	9.45	10.35				4.23	6.12	7.08	7.13		
West Acton			5.11				14.35	17.45			8.52	9.26	10.53		8.32	9.45	10.35				4.23	6.12	7.08	7.13		
South Acton	{ Ar		5.15				14.50	17.55			8.59	9.33	11.00		8.32	9.45	10.35				4.23	6.12	7.08	7.13		
West Concord	{ Lv		5.20				15.05	18.00			9.06	9.40	11.07		8.32	9.45	10.35				4.23	6.12	7.08	7.13		
Concord			5.24				15.20	18.15			9.13	9.47	11.14		8.32	9.45	10.35				4.23	6.12	7.08	7.13		
Baker Bridge							15.35	18.30			9.20	9.54	11.21		8.32	9.45	10.35				4.23	6.12	7.08	7.13		
Lincoln			5.32				15.50	18.45			9.27	10.01	11.28		8.32	9.45	10.35				4.23	6.12	7.08	7.13		
Silver Hill			5.37				16.05	19.00			9.34	10.08	11.35		8.32	9.45	10.35				4.23	6.12	7.08	7.13		
Hastings			5.40				16.20	19.15			9.41	10.15	11.42		8.32	9.45	10.35				4.23	6.12	7.08	7.13		
Kendal Green			5.42																							

# CHESHIRE BRANCH

BOSTON AND KEENE  
SEE ALSO TABLE 71.

TABLE 97 WEEK-DAYS SUNDAYS

Miles	STATIONS.	WEEK-DAYS				SUNDAYS	
		5501 A.M.	5503 A.M.	5507 P.M.	5511 P.M.	5553 A.M.	5511 P.M.
0.0	BOSTON (No. Sta.) Mass. Lv	3.02	8.45	2.40	8.00	10.15	8.00
3.4	Cambridge " " " " " "	4.23	8.58	2.47	8.08	10.22	8.08
36.1	LAYER (C. Devens) " " " " " "	4.55	10.07	4.03	9.17	11.35	9.17
49.6	FITCHBURG " " " " " "	5.32	10.41	4.36	9.54	11.56	9.54
59.9	So. Ashburnham. " " " " " "	5.38	10.44	4.41	9.59	12.09	9.59
64.0	Naukeag. " " " " " "	6.20	10.44	4.41	9.59	12.13	9.59
67.9	Winchendon " " " " " "	6.20	10.44	4.41	9.59	12.13	9.59
67.9	Winchendon " " " " " "	6.20	10.44	4.41	9.59	12.13	9.59
70.9	State Line. " " " " " "	6.34	10.58	4.48	10.12	12.27	10.12
76.3	Fitzwilliam. " " " " " "	6.44	11.07	4.58	10.21	12.36	10.21
78.3	Putnam. " " " " " "	6.51	11.15	5.05	10.29	12.43	10.29
81.6	Troy. " " " " " "	7.01	11.24	5.15	10.37	12.53	10.37
85.3	Webb. " " " " " "	7.06	11.28	5.20	10.44	12.57	10.44
89.2	Joslin. " " " " " "	7.30	11.51	6.04	11.06	1.33	11.06
91.3	KEENE " " " " " "	7.40	12.01	6.15	11.17	1.42	11.17
100.4	Gilboa. " " " " " "	7.48	12.09	6.24	11.25	1.42	11.25
103.7	Westmoreland. " " " " " "	7.48	12.09	6.24	11.25	1.42	11.25
109.8	Walpole. " " " " " "	7.48	12.09	6.24	11.25	1.42	11.25
112.6	Cold River. " " " " " "	7.48	12.09	6.24	11.25	1.42	11.25
113.8	BELLOWS FALLS Vt. Ar	7.48	12.09	6.24	11.25	1.42	11.25

STATIONS.	WEEK-DAYS				SUNDAYS	
	5502 A.M.	5504 A.M.	5508 P.M.	5510 P.M.	5502 A.M.	5510 P.M.
BELLOWS FALLS Vt. Lv	3.45	6.11	1.18	4.05	3.45	8.00
Cold River. " " " " " "	6.21	1.27	4.14	8.10	4.14	8.10
Westmoreland. " " " " " "	6.34	1.40	4.26	8.23	4.26	8.23
Gilboa. " " " " " "	6.42	1.48	4.34	8.32	4.34	8.32
KEENE " " " " " "	6.57	2.03	4.48	8.46	4.48	8.46
KEENE " " " " " "	7.02	2.07	4.52	8.50	4.52	8.50
Joslin. " " " " " "	7.06	2.11	4.56	8.54	4.56	8.54
Webb. " " " " " "	7.16	2.21	5.05	9.03	5.05	9.03
Troy. " " " " " "	7.26	2.30	5.15	9.13	5.15	9.13
Putnam. " " " " " "	7.38	2.40	5.25	9.23	5.25	9.23
Fitzwilliam. " " " " " "	7.42	2.44	5.29	9.27	5.29	9.27
State Line. " " " " " "	7.46	2.48	5.33	9.31	5.33	9.31
Winchendon. " " " " " "	7.53	2.55	5.40	9.38	5.40	9.38
Winchendon. " " " " " "	7.58	2.58	5.43	9.42	5.43	9.42
Naukeag. " " " " " "	8.11	3.11	5.56	9.55	5.56	9.55
So. Ashburnham. " " " " " "	8.23	3.23	6.08	10.07	6.08	10.07
FITCHBURG " " " " " "	8.28	3.28	6.13	10.12	6.13	10.12
AYER (C. Devens) " " " " " "	8.34	3.34	6.19	10.18	6.19	10.18
Cambridge. " " " " " "	8.44	3.44	6.29	10.28	6.29	10.28
BOSTON (No. Sta.) " " " " " "	10.09	5.07	7.28	11.41	7.28	11.41

## EQUIPMENT

### GREEN MT. FLYER

TRAINS Nos. 5503 (Sun. 5553) and 5510.

Parlor Cars... Boston and Burlington and  
Burlington and Montreal.  
Dining Car... Boston and Rutland and Burling-  
ton and Albany week-  
days (Northbound).  
Boston to Albany Sundays  
(Northbound).  
Alburt to Boston (South-  
bound).  
Coaches... Boston to Burlington and Burling-  
ton to Montreal (North-  
bound).  
Montreal to Albany and Al-  
burt to Boston (South-  
bound).

### TRAIN No. 5507.

Coaches... Boston to Rutland via Rut. R. R.  
Rutland to Burlington.

### TRAIN No. 5508.

Coaches... Burlington to Boston.

### TRAIN No. 5511.

#### MOUNT ROYAL

Sleeping Car... Boston to Montreal via Rut-  
land R. R.  
(Buffet) Boston to Ogdensburg  
via Rut. R. R. (Saturday night  
car runs only to Albany).  
Club Car... (Buffet) Rutland to Montreal.  
Coaches... Boston to Ogdensburg.  
Boston to Rutland via Rut. R. R.  
Rutland to Montreal.

### TRAIN No. 5502.

#### MOUNT ROYAL

Sleeping Car... Montreal to Boston via Rut-  
land R. R.  
(Buffet) Ogdensburg to Boston  
via Rutland R. R. (Car arriv-  
ing Mondays starts from Al-  
burt).  
Club Car... (Buffet) Montreal to Rutland.  
Coaches... Ogdensburg to Boston via Rut.  
R. R.  
Montreal to Rutland.  
Rutland to Boston via Rut. R. R.

### TRAIN No. 5603.

Sleeping Car... Montreal to New York.  
Alburt to New York.  
Club Car... Montreal to New York  
(Dining Car Service  
Troy to New York).  
Coaches... Montreal to New York.

### TRAIN No. 5604

Sleeping Car... New York to Albany.  
Coaches... Troy to Burlington.

### TRAIN No. 5606.

Parlor Car... New York to Montreal  
Dining Car... Rutland to Albany.  
New York to Albany.  
Coaches... New York to Albany.  
Alburt to Montreal.

### TRAIN No. 5610.

Parlor Car... New York to Albany.  
Dining Car... New York to Albany.  
Coaches... Troy to Burlington.

### TRAIN No. 5600

Sleeping Car... New York to Montreal  
New York to Albany  
(on Rut. R. R. No. 87).  
Club Car... New York to Montreal.  
(Dining Car Service  
Burlington to Mont-  
real).  
Coaches... New York to Montreal

### TRAIN No. 5607.

Parlor Car... Troy to New York.  
Coaches... Burlington to Troy.  
Troy to New York.

### TRAIN No. 5609.

Parlor Car... Montreal to New York  
Dining Car... Albany to New York.  
Alburt to Rutland.  
Coaches... Montreal to Albany.  
Alburt to New York.

### TRAIN No. 5611 (Sunday No. 5651)

Sleeping Car... Albany to New York  
Coaches... Burlington to Troy.

# NEW YORK AND MONTREAL—OTTAWA

VIA NEW YORK CENT., BOSTON & MAINE,  
RUT. AND CAN. NAT. R.R.'S.

TABLE 98 Northbound

Miles	STATIONS.	Northbound					
		5602 A.M.	5604 A.M.	5606 P.M.	5610 P.M.	5600 A.M.	5600 P.M.
0.0	BOSTON (No. Sta.) Mass. Lv	12.25	8.45	1.00	9.15		
4.2	NEW YORK (G.C.T.) N.Y.C. Ar	12.38	8.58	1.10	9.26		
72.8	Poughkeepsie. " " " " " "	2.50	10.47	2.50	11.08		
142.2	ALBANY " " " " " "	4.20	12.15	4.15	12.15		
142.2	ALBANY Belt " " " " " "	7.00	12.38	5.05	11.30		
148.4	TROY Line " " " " " "	7.25	12.59	5.29	11.55		
148.4	TROY " " " " " "	7.50	1.12	5.35	12.57		
151.4	Lansingburgh. " " " " " "	8.07	1.25	5.53			
156.9	Melrose " " " " " "	8.12	1.30	6.00			
160.5	E. Schaghticoke " " " " " "	8.21	1.39	6.04			
164.7	Johnsonville. " " " " " "	8.28	1.46	6.15			
169.3	Buskirk " " " " " "	8.32	1.50	6.20			
171.2	Eagle Bridge " " " " " "	8.32	1.50	6.20			
173.8	Hoosick Jct. " " " " " "	8.26	1.44	6.14			
173.8	Hoosick Jct. " " " " " "	8.26	1.44	6.14			
174.7	No. Hoosick " " " " " "	8.29	1.47	6.17			
176.0	Walloomsac " " " " " "	8.32	1.50	6.20			
178.3	White Creek. " " " " " "	8.41	1.59	6.29			
180.6	No. Bennington. Vt. " " " " " "	8.51	2.10	6.39		1.56	
185.2	Bennington. " " " " " "	9.10	2.25	7.00		3.10	
192.5	Arlington. " " " " " "	9.22	2.38	7.11		Rut. 43	
201.9	Manchester. " " " " " "	9.41	2.56	7.29		2.45	
223.9	Wallingford. " " " " " "	10.33	3.29	8.10		8.87	
233.3	RUTLAND " " " " " "	10.52	3.45	8.30		3.34	
233.3	RUTLAND " " " " " "	11.05	3.55	8.55	4.02	3.44	6.40
235.5	Troy. " " " " " "	11.16	4.06	9.05	4.11	3.44	6.51
249.4	Brandon. " " " " " "	11.41	4.24	9.29	4.29	3.44	7.15
266.5	Middlebury. " " " " " "	12.15	4.55	10.00	4.55	3.44	7.55
279.3	Vergennes. " " " " " "	12.43	5.18	10.35	5.19	3.44	8.31
300.6	BURLINGTON " " " " " "	1.30	5.53	11.15	5.54	5.18	9.23
314.0	St. Albans. C.V. Rv. " " " " " "	1.30	5.53	11.15	5.54	5.18	9.23
314.0	South Hero. " " " " " "	1.30	5.53	11.15	5.54	5.18	9.23
318.1	Grand Isle. " " " " " "	1.30	5.53	11.15	5.54	5.18	9.23
325.5	North Hero. " " " " " "	1.30	5.53	11.15	5.54	5.18	9.23
331.4	Isle La Motte Sta. " " " " " "	1.30	5.53	11.15	5.54	5.18	9.23
337.8	Alburt. " " " " " "	1.30	5.53	11.15	5.54	5.18	9.23
341.4	Rouses Pt. " " " " " "	1.30	5.53	11.15	5.54	5.18	9.23
364.4	St. Johns. " " " " " "	1.30	5.53	11.15	5.54	5.18	9.23
385.2	St. Lambert. " " " " " "	1.30	5.53	11.15	5.54	5.18	9.23
391.4	MONTREAL " " " " " "	1.30	5.53	11.15	5.54	5.18	9.23

## Southbound

STATIONS.	Southbound					
	5603 P.M.	5603 P.M.	5605 A.M.	5607 A.M.	5609 A.M.	5611 P.M.
MONTREAL P.Q. C.N. Ry. Lv	8.40				9.10	
St. Lambert. " " " " " "	8.58				9.28	
St. Johns. " " " " " "	9.29				9.57	
Rouses Pt. " " " " " "	10.07	1.06			10.35	
Alburt. " " " " " "	10.30	1.30			10.58	
Isle La Motte Sta. " " " " " "	10.41	1.41			11.08	
North Hero. " " " " " "	10.52	1.52			11.18	
Grand Isle. " " " " " "	10.56	1.56			11.31	
South Hero. " " " " " "	9.14				11.38	
St. Albans. " " " " " "	10.50				11.42	
BURLINGTON " " " " " "	11.24	9.50	7.15		12.07	3.35
Vergennes. " " " " " "	10.35		8.01		12.43	4.22
Middlebury. " " " " " "	11.00		8.27		1.04	4.55
Brandon. " " " " " "	11.31		8.04		1.32	5.32
Proctor. " " " " " "	11.52		8.26		1.47	6.57
RUTLAND " " " " " "	1.00	12.05	9.40		2.00	6.10
RUTLAND " " " " " "	1.10		9.50		2.09	6.35
Wallingford. " " " " " "			10.08		2.23	6.53
Manchester. " " " " " "	1.56		10.56		2.56	7.53
Arlington. " " " " " "			11.17		3.17	8.13
Bennington. " " " " " "	2.30		11.25		3.20	8.05
No. Bennington. " " " " " "	2.43		11.49		3.46	8.45
White Creek. " " " " " "			11.56			
Walloomsac. " " " " " "			12.00		3.56	8.55
No. Hoosick. " " " " " "			12.05			
Hoosick Jct. " " " " " "			8.05			
Hoosick Jct. " " " " " "			8.09			
Eagle Bridge. " " " " " "	8.01		8.13		8.40	
E. Buskirk. " " " " " "			8.18		8.52	
Valley Falls. " " " " " "			8.22		9.11	10.02
E. Schaghticoke. " " " " " "			8.35		9.28	
Melrose. " " " " " "			8.41		9.35	
Lansingburgh. " " " " " "			8.47		9.42	
TROY " " " " " "			8.57		9.54	
TROY Belt " " " " " "			9.05		10.01	
ALBANY Line. " " " " " "	8.30					