

6247 U.S. Pat. 1902
M.V.
GOOD-SEED BOOK



"THE GOOD-SEED STORE"

MISSOURI VALLEY SEED CO.,
A.G. SAMUEL, Manager. ESTABLISHED, 1870.
ST. JOSEPH, MISSOURI.

418 EDMOND ST. ST. JOSEPH, MO.

WE OFFER YOU the very best seeds that can be produced, and at as reasonable a price as consistent with the highest of quality. The best is always the cheapest.

Instructions About Ordering.

(READ CAREFULLY.)

POSTAGE PAID—We deliver, postage paid, to any postoffice in the United States, Vegetable and Flower Seeds, in packets, ounces and pounds (Beans, Peas and Corn by measure excepted) when ordered at retail prices.

POSTAGE TO REMIT—As prices of Beans, Peas and Corn are quoted without postage, it will be necessary to add at the rate of 15c per quart for Beans and Peas, and 10c per quart for Sweet Corn, when ordered sent by mail.

SEEDS BY EXPRESS—When seeds are ordered to be sent by express, an allowance of 8c per lb. is made on all Vegetable Seeds, except Beans, Peas and Corn, and the amount may be deducted from remittance.

FREIGHT—Field and Agricultural Seeds, Seed Potatoes, Implements and other bulky or

heavy articles can be sent only by express or freight at the purchaser's expense, except when noted.

PACKING—No charge is made for boxes or packing, nor for delivery to freight depots or express offices. New 2-bushel Bags for Field Seeds, etc., 15 cents each extra.

REMITTANCE—Should be made by Post-office Money Order or Postal Notes, Drafts on Banks, or Express Money Orders. Where not possible to obtain these, the letters should be registered. Postage Stamps will be found a convenient method of remitting for small amounts, and we can use them to advantage.

C. O. D.—We decline to send goods Collect on Delivery, unless a remittance is made on account to guarantee the acceptance.

TABLE OF WEIGHTS AND QUANTITIES OF SEEDS USUALLY SOWN TO THE ACRE.

Preserve This. You Will Find It Convenient for Reference.

VARIETY.	Weight Per Bu.	Quantity Per Acre.	VARIETY.	Weight Per Bu.	Quantity Per Acre.
Barley, broadcast	48 lbs	2 to 2½ bu	Melon, Musk, in hills		2 to 3 lbs
Beans, dwarf, in drills	60 lbs	1 bu	Melon, Water, in hills		4 to 5 lbs
Beets, in drills		5 to 6 lbs	Millet, broadcast	48 lbs	¾ bu
Broom Corn, in drills	46 lbs	12 lbs	Oats, broadcast	32 lbs	2 to 3 bu
Buckwheat, broadcast	48 lbs	½ to ¾ bu	Onion, in drills		5 to 6 lbs
Cabbage, in beds to trans-plant		¼ lb	Onion, for sets, in drills		60 to 75 lbs
Carrot, in drills		2 to 3 lbs	Onion Sets, in rows		8 to 15 bu
Cauliflower	1 oz for	1,000 plants	Parsnip, in drills		4 to 6 lbs
Celery	1 oz for	2,000 plants	Peas, in drills	60 lbs	2 bu
Clover, red, alone	60 lbs	8 to 12 lbs	Peas, wrinkled	56 lbs	2 to 2½ bu
Clover, white, alone	60 lbs	5 to 8 lbs	Peas, broadcast	60 lbs	2½ bu
Clover, Alsike, alone	60 lbs	6 to 8 lbs	Pop Corn, hills	56 lbs	3 to 4 lbs
Clover, Lucerne or Alfalfa	60 lbs	15 to 20 lbs	Potato (cut tubers)	60 lbs	8 to 10 bu
Corn, Field, in hills	56 lbs	6 to 8 qts	Pumpkin, in hills		4 to 6 lbs
Corn, Sweet	measured	6 to 8 qts	Radish, in drills		8 to 10 lbs
Corn, for soiling	56 lbs	2 bu	Rape, Dwarf Essex, broad- cast, 5 lbs; drilled	60 lbs	3 lbs
Cow Peas, broadcast	60 lbs	2 to 3 bu	Rape, Dwarf Essex, with grain	60 lbs	2 lbs
Cucumber, in hills		2 lbs	Rye, broadcast	56 lbs	1½ to 2 bu
Grass, Kentucky Blue (solid seed)	14 lbs	2 bu	Sorghum (¾ to 1 bushel, fodder), in drills		6 to 8 lbs
Flax, broadcast	56 lbs	¾ bu	Squash		3 to 4 lbs
Grass, Orchard	14 lbs	3 bu	Tomato, to transplant		¼ lb
Grass, English Rye	14 lbs	2 bu	Turnip, in drills		2 to 3 lbs
Grass, Bromus Inermis	14 lbs	15 to 20 lbs	Vetches, broadcast	60 lbs	2 to 3 bu
Grass, Red Top (in chaff)	14 lbs	3 bu	Wheat, broadcast	60 lbs	1½ bu
Grass, Red Top (solid seed)	42 lbs	8 to 10 lbs	Clover, { together } Timothy, { for } Red Top, { one acre }	4 lbs	Clover 10 lbs 2 lbs
Grass, Timothy	45 lbs	10 to 12 lbs			Solid Red Top
Grass, Mixed Lawn	14 lbs	4 bu			
Lettuce, in rows 2½ feet		3 lbs			

READ CAREFULLY---

"OBJECT OF THIS BOOK"

The object of this "GOOD SEED BOOK" is to call your attention to our business, to get acquainted with you and to introduce our stock and methods to your consideration and our mutual remuneration. In short, to show you what kind of Seeds are SEEDS—both as to quality and strains, and WHERE TO GET THEM. We are aware (and many sowers are fast finding it out—some to their sorrow) that much of the stocks sold for "SEED" is hardly worthy of the name of "FEED." We know our business and know just what things are absolutely necessary to make up a first-class article. It is a tedious work—this selection of the true and proper stock, sowing, tending, roguing, harvesting, sorting, culling, cleaning, curing, storing, shipping, until it reaches the retailing store—it takes a long time, and each part must be done faithfully and by experts to insure YOU getting a reliable article, one that you cannot only absolutely rely upon, not alone for quantity of the yield, but a marketable product. While we should strive for quantity, we should be just as greatly concerned that our product command the highest market prices—this is true remuneration. All of our Stocks are grown under stringent contracts with Expert Growers—each kind in that section which produces the very highest of quality of that particular kind of seed.

You cannot realize as we do the great importance of this. For instance, the best Lettuce and Onion seed is raised in California, while the Fine seed Beans come from Michigan. The best of all Watermelon seed comes from Florida, while the best Sugar Corns come from the North. This is true not only in Garden Seeds, but is equally true in the Field seeds and Flower seeds. Each particular kind must be grown in a Climate which particularly fits it—not alone its growth, but its ripening and curing. This is our business, and our connections are such as to assure you that when you sow our seed you have purchased the highest of quality. That is why we have adopted the M-V Good-Seed Trade Mark, that you may not be fooled or deceived. We do not say that there are no "Good Seed" outside our store, but we do say that when you buy the M-V Brand you take no chances, to say the least. We put no goods out on commission and you can only buy our Brand directly over our counters and through our Mail Order department. We do this for your protection as well as our own. Formerly the Great Seed Houses were all located in the far East and the farmers and sowers generally had to send their orders through the mails many hundreds of miles for their seed, and while there were many small seed houses located in the West, still they were not overburdened with variety nor business, and buying in small quantities to supply only a special and very limited trade, they were unable to compete either in quality or selling price with the Eastern houses. This is particularly true of our firm. Away back in the last of the sixties, Mr. S. N. Cox, one of the greatest of Western Expert Seedsmen, established what he called the "HORTICULTURAL SEED STORE" in this city. His business grew and increased until it was at least supporting of his frugal manner of living. The oldest settlers, whatever may have been their likes or dislikes of his personality, all at least voice that he was an expert in his business. The regime or changes in the personnel of the firm have been various. We shall not go into a history of the establishment, only to say that in the fall of 1900 the present firm purchased and assumed entire control of the business. We enlarged the business the first season, increasing the stock some five-fold, some ten-fold in varieties of Seed, and added several departments, which are given in another part of this Book. Did it pay? Yes, certainly. However, here we desire to say something about policy. Our policy is not to do a small business with a large profit on each sale, but a big business with a reasonable mercantile margin. In this way we can furnish you your stock at a reasonable price at a place where you can always get them, not out of season, but when you need them. This is why our friends have begun to say to their friends, "You can always get it at 'THE GOOD-SEED STORE.'" The reason they dub us "THE GOOD-SEED STORE" is because we are making a great Hobby of "GOOD SEEDS." We believe in good Quality and you will, too, when "you become converted and see the error of your way."

WE HAVE ADOPTED THIS "TRADE MARK"

and you should refuse to accept a single package, or bag, no matter how small or how large, without it printed thereon or tagged thereto.

We earnestly solicit your trade, assuring you our faithful and continuous service to your interests. We ask your most careful and studious perusal of the contents of this little book. We have gathered the information contained herein and publish it with considerable expense, believing it to be of most valuable assistance to you. If you do not sow any seed, you will confer a great favor on both the recipient and ourselves, by handing it to one of your friends who does. We have more for those who need one.

Yours for Good Seeds and better crops, **MISSOURI VALLEY SEED CO.,**

The Good-Seed Store.



Flower Seeds and Bulbs



AGERATUM.

A half-hardy annual of quick growth and profuse bloom, two feet in height with hairy light-green foliage surmounted with clusters of small, tassel-like lavender-blue flowers. It blooms early in spring and continues throughout the season; also blossoms freely as a pot-plant in the house during winter. Per pkt. 5 cts.; $\frac{1}{2}$ oz. 15 cents; oz. 25 cts.



ALYSSUM, SWEET.

LITTLE GEM. The most distinct and attractive strain. Plants are very dwarf, spreading, and remarkably uniform in growth, growing only three to four inches in height, while each plant spreads so as to cover a circular space of a foot in diameter, but for quick effect they should be planted more closely. The plants begin to bloom when only one or two inches in height, and soon become a solid mass of fine white blossoms, remaining in full bloom from spring to fall, each plant being densely studded with the beautiful miniature spikes of fragrant flowers. The spikes are more compact than those of other strains and much finer in appearance. More than four hundred clusters in bloom at one time have been counted on a single plant. Per pkt. 5 cts.; $\frac{1}{2}$ oz. 15 cts.; per oz. 25 cts.

ANTIRRHINUM ("Snapdragon").

They succeed well in cool, moist locations in the open ground, and can be taken up and grown in pots for flowering during the winter months in a cool room. The seed is small and should be started in a seed-bed or garden. When well started the plants should be thinned out or transplanted to have sufficient room for growth. The dwarf varieties grow twelve to fifteen inches in height and the tall sorts two feet, producing erect spikes of large brilliantly colored flowers which are of peculiar shape and will open in a curious manner when the sides are pressed together.

Tall sorts, mixed, per pkt. 5c.

DWARF VARIETIES. Of very dwarf growth and compact habit, with erect spikes twelve to fifteen inches in height, bearing large flowers in brilliant coloring. Equally as desirable as the tall sorts and of neater growth. Per pkt. 5 cts.

ASTERS.



VICTORIA. A magnificent race of Asters, grown largely by florists to furnish cut-flowers during the summer and fall. It is equally attractive as a fine bedding plant. The flowers are very large and double, with petals beautifully reflexed. Plants grow one and a half feet in height, are of pyramidal form and each produces ten to twelve fine flowers on long stiff stems. We offer White, Scarlet, and Pink in separate colors or fine mixed containing over twenty colors; each, per pkt. 5 cts.; $\frac{1}{4}$ oz. 35 cts.

ASTERS—(Continued.)

SEMPLE'S BRANCHING. A most distinct type of American origin. Plants are of strong growth, from two to three feet in height, branching freely, and produce very large flowers on long stiff stems. They fully equal early *Chrysanthemums* in size, doubleness and length of stem. This type is quite hardy and especially desirable for planting in cool locations. Our strain of the mixed seed embraces the finest colorings. Flowers measure from three to four inches in diameter, with large broad petals and full centers. White, Pink, Dark Red, Purple and mixed. Per pkt. 5 cts.; $\frac{1}{4}$ oz. 25 cts.

BALSAMS.

"LADY SLIPPER." These are old favorites with everyone, owing to their handsome double flowers, brilliant colors and stately growth. To produce very double flowers they must be transplanted into a rich soil in a sunny position and frequently watered. Cutting out some of the side branches is also advisable, especially with the strong and bushy growing varieties. They can be pruned to any form desired. We have taken special pains to secure the most double and largest flowers in the most distinct and striking colors. Tender annuals, finest mixed. Per pkt. 5 cts.; $\frac{1}{4}$ oz. 25 cts.; $\frac{1}{2}$ oz. 40 cts.

BACHELOR'S BUTTON. (Double.)

A very charming form of the old, dear favorite; flowers large, showy. Packet, 5 cts.

CANDYTUFT.

MIXED. This includes the finest and most distinct varieties offered. Sown thinly in shallow drills early in spring, will afford a profusion of fine bloom. Per pkt. 5 cts.; oz. 15 cts.



MARGARET CARNATIONS.

This is an improved large-flowered strain, which has been carefully selected in California. Plants produce very double flowers in four

months from sowing seed. They are of dwarf compact habit, though of vigorous, robust growth. They come into bloom as early as our regular strain and produce larger flowers in a choice assortment of colors. By planting this choice strain the home gardener may readily obtain a supply of plants that are fully as fine and even more free flowering than those grown by florists in the greenhouses. It is a very shy seeder. Per small pkt. 5 cts.; large one, 10 cts.

COBAEA SCANDENS. (Cathedral Bells.)

This is quite an aristocrat among climbers. It is an elegant house plant as well as the favorite outside. The plants are sold at 10 and 15 cents each. It grows easy and rapid from seed. Start the seed inside and transplant when warm and you will have a fine show very early. The flowers are very large and striking and of a violet blue. It will grow 25 to 40 feet in a season. Per pkt. 5 cts.

COLEUS.

Why buy these plants every year when they are so easily raised from seed. Our Hybrids are grand plants either as a single plant or used for borders or beds. A grand show can be had with a few fine mixed packets of seeds. Packet of over 100 seeds, 5 cents.

CONVOLVULUS. (Morning Glory.)

FINE MIXED. This contains a great variety of colorings of the old-fashioned Morning Glories, and produces a most brilliant effect where sown thickly to run over a trellis. Pkt. 5 cts.; oz. 10 cts.

IMPERIAL JAPANESE. These are the greatest improvement that it is possible to imagine in the common Morning Glory. Not only are the flowers of greatly increased size and most distinct colorings, but the foliage is also wonderfully varied and attractive. The large leaves come in many distinct forms; in some cases the leaves are heavily marbled with white or golden yellow, while other plants have leaves of different type of a clear golden yellow. Our choice mixed strain embraces nearly thirty distinct shades and colorings, flowers ranging from deep rich purple to pure silvery white. In many the flowers are beautifully bordered in contrasting shades, while in others the coloring is diversified by rich tigered markings and spots of glowing color in the widely open throats as well as on the flaring corolla. Especially distinct are the shades of cinnamon-brown and faint creamy yellow. Per pkt. 5 cts.; $\frac{1}{2}$ oz. 10 cts.; per oz. 20 cts.

COCKSCOMB.

The best of all these old fashioned beauties. Immense heads of a rich crimson. Pkt., enough for 100 plants, 5 cts.

CYPRESS VINE.

A slender climber of quick growth, having small, finely cut, dark-green leaves. Vines thickly starred with small bright-colored flowers. Very desirable for small ornamental trellises or wire supports. Seed should be sown when the trees are starting out in leaf.

White, Scarlet or Mixed, 5 cts. pkt.; $\frac{1}{4}$ oz. 15 cts.



COSMOS.

A handsome free-flowering annual of easiest culture, the plants growing from four to six feet in height. Plants are quite hardy, and seed should be sown thinly in drills, or two to three seeds planted in a place where plants are to grow early in spring when trees are starting out

in leaf. When well started, tall-growing varieties should be thinned out or transplanted to stand about two feet apart, to allow them sufficient room in which to grow and branch freely. Finest mixed. Per pkt. 5 cts.; $\frac{1}{4}$ oz. 15c; $\frac{1}{2}$ oz. 25 cts.



DAHLIAS. (From the Seed.)

Many are not aware that Dahlias from seed sown in the spring will bloom beautifully the first summer, and give good satisfaction. From one or two papers of seeds many plants can be raised, which will be of the greatest variety of

colors, fully equal to many of the finest named sorts. Seeds germinate quickly and easily and plants grow rapidly. We would advise starting seed under glass and transplanting to the garden in good rich soil the last of May, where they will grow with surprising rapidity, and bloom early. When not convenient to sow under glass, sow in open ground as soon as the weather permits. Fine double mixed. Pkt. 5c.

DIANTHUS.

(Chinese and Japanese Pinks.)

These popular biennials flower freely the first year from seed. In most localities the plants are quite hardy and produce even larger and finer flowers the second year. Seed should be sown thinly in shallow drills when trees are starting out in leaf. When well started, young plants should be thinned out or transplanted, so that dwarf varieties may stand six inches apart and the larger ones eight inches apart in the row. Plants begin to bloom early in summer and continue until destroyed by hard frosts. The diversity of rich shadings of color can be equaled only in the finest Pansies or Sweet Peas. Double Imperial Mixed, pkt. 5 cts.

NEW LARGE SNOWBALL DAISY.

This is the finest and largest Daisy ever grown; a perfect beauty. Start seed inside or sow outside. Quite hardy. Fine mixed pkt. 5 cts.

ESCHOLTZIA.

The California Poppy is a showy free-flowering plant of low-spreading growth with finely divided foliage, blooming throughout the season. Seed should be sown thinly in shallow drills early in spring where the plants are to bloom. Pkt. 5 cts.

FOXGLOVE. (Digitalis.)

This old favorite gives plenty of cheerful, rich flowers. You should always have a clump of them in your garden. Pkt. 5 cts.

DOUBLE FEVERFEW.

This plant bears hundreds of blooms all summer. Good for a pot plant, bedding, or cutting; for borders and edging there is nothing better. Pkt. 5 cents.

FORGET-ME-NOT.

A lovely flower of sweetest memory. What memories will not a little spray of this lovely blue flower bring up. Pkt. 5 cents.

GOURDS—Ornamental.

DIPPER—5 cents per pkt.

JAPANESE NEST EGG—5 cts. per pkt.

SUGAR TROUGH—5 cts. per pkt.

ORNAMENTAL POMEGRANATE—5c pkt.

MIXED—5 cts. per pkt.



HELIOTROPE.

This old time garden favorite is greatly esteemed for the delightful fragrance of its flowers. The plant is a tender perennial of quick, strong growth. Fine flowering plants can be grown readily from seed started in boxes of light rich soil in a sunny window of a warm room dur-

ing March. These should be transplanted to small flower-pots as soon as large enough and planted out in flower-beds when trees are out in full leaf and the nights quite warm. To produce the large sprays of fragrant flowers so much admired in the new improved strains, the soil in the beds should be made quite rich and abundantly supplied with moisture to encourage a strong, rapid growth in the plants. On the approach of frost in the fall, plants may be cut back or planted in pots or boxes for winter blooming in a warm, sunny window in the house.

Lemoine's Mammoth Flowered, mixed, pkt. 5 cts.

HOLLYHOCKS.

This grand old plant was always dear to us all. But of late years it is a wonder. Enormous flowers with such deep colors, such delicate shades of Pink, Blush and Yellow, with all the darker ones to almost Black.

Pink, 5c pkt. White, 5c pkt. Red, 5c pkt. Mixed, 5c pkt.

HUMULUS.

New Variegated Japanese Hop.

A lovely vine. Grows 30 feet in a season. Hardy and gives a welcome, charming shade. Pkt. 5 cts.

LANTANA.

Large Verbena-like heads of rich orange, pink and yellow. Is very easy to grow from seed and withstands all kinds of treatment and abuse. Mixed, pkt. 5c.

LARKSPUR.

Quick-growing free-flowering annuals, producing stiffly erect spikes of beautiful flowers in profusion. They are strictly annuals, being distinct from the Delphinium, or Hardy Larkspur, in this respect. Seed should be sown thinly in shallow drills early in spring when the trees are starting out in leaf. When young plants are well started to grow, thin out or transplant to stand twelve inches apart.

Fine mixed, per pkt. 5c.

LEMON VERBENA.

This, everybody's favorite, is very scarce and high. Leaves so fragrant and refreshing. Grows easy from seed and lives from year to year. Our seed is fresh and pure. Pkt. 5 cts.

LOBELIA.

These popular dwarf little plants are equally desirable for the open garden or hanging-baskets in summer and for pot culture in winter. Dark Blue, pkt. 5c. Pure White, pkt. 5c. Mixed, pkt. 5c.

MARIGOLDS.

Well known garden favorites of quick growth and very free-flowering habit. Seed can be sown thinly in shallow drills when trees are starting out in leaf, or the young plants may be started in boxes of light earth in the sunny window of a warm room and set in the flower-bed when danger of frost is over, thus producing flowers earlier in the summer.

Double Tall, mixed, pkt. 5c.

MARVEL-OF-PERU.

(Four-o'clock).

Showy free-flowering annuals of quick growth and flowering in the greatest abundance in all locations. Flowers have the strange habit of remaining tightly closed until about four o'clock in the afternoon, when they all open together and the plants become a glowing bank of vivid coloring. Seed should be sown thinly in drills where plants are to bloom as soon as all danger of frost is past in the spring.

Fine mixed, pkt. 5c.

MIGNONETTE.

A quick-growing annual, highly esteemed for its delicate fragrance. It grows most rapidly and produces the largest and finest spikes of blossoms during cool, moist weather of early spring and late fall months, but will flower freely throughout the summer from seed sown early in spring. It can be also readily grown as a pot-plant in cool rooms during winter. Young plants do not transplant readily, and seed should be sown in the flower-beds or pots where plants are to bloom. Seed can be sown thinly in

shallow drills early in spring when the trees are starting out in leaf. When well started they should be thinned out to stand six inches apart in the row. A second planting should be made about the first of August to furnish large, fine spikes of flowers during the cool fall months.

Many of best sorts, mixed, 5c pkt.

MIMULUS—MONKEY FLOWER.

Very curious and beautiful class of plants. Flowers richly and curiously marked with rich and striking colors. Fine for baskets, vases and outside. Pkt. 5c.

MOONFLOWERS.

These beautiful climbers grow rapidly, and

will reach a height of twenty to thirty feet in a single season. The foliage is large, dense and luxuriant, affording splendid shade for porches. Plant seed half an inch deep in rich soil early in spring when trees are well out in leaf. With large-seeded sorts, it is best to chip off a small portion of the hard outer coating with a sharp knife before planting. For Northern States, seed should be started indoors early in March, and setting vines outdoors when trees are out in leaf. Flowers open at sundown and have the delightful fragrance of the Jessamine or Magnolia. Best sort, 5c pkt.

MORNING GLORY.—(See Convolvulus.)

Were we asked to name the three most popular flowers that are grown from seed, we should answer, unhesitatingly, Nasturtiums, Sweet Peas and Pansies. Few flowers impart such rich "bits of beauty" to the garden as the different types of Nasturtiums. In addition to their use in the garden and on trellises, we would recommend planting the seed freely along fences, hedges and walks, or wherever it is desired to have bright colors. You cannot have too many Nasturtiums! Tall, finest mixed, pkt. 5c. Dwarf, finest mixed, pkt. 5c.

COMPLETE COLLECTION OF NASTURTIIUMS.



NICOTIANA—(Flowering Tobacco).

Affinis. Plants of dwarf pyramidal growth two feet in height, flowering profusely. The flowers are of purest white, star-like in form, one inch and a half in diameter, with slender throat three to four inches in length. They are delightfully fragrant, especially in the evening.

Per pkt. 5c; oz. 25c.

NIGELLA, LOVE-IN-A-MIST.

A lovely, curious flower, beautifully ensconced in fine cut foliage. Fine mixed, pkt. 5 cts.

PANSY.

This beautiful flower is too well known to need any description. Seed sown in Spring should not be allowed to blossom until the latter end of September. Pick off the buds as they appear during the Summer months: this will cause the plants to grow bushy and compact, and will bloom profusely during the late Autumn and early Spring months. Seed sown in August and September and kept in a cold frame through the Winter, and planted out in Spring, will blossom freely the whole season.

Good mixed, pkt. 5c; ¼ oz. 20c.





PHLOX DRUMMONDII.

Drummond's Phlox is a very pretty, free-flowering annual of quick growth, coming into bloom early in Summer. Seed should be sown thinly in shallow drills as early in Spring as the soil can be dug and raked in a fine, loose condition directly where the plants are to grow or in a seed-bed, transplanting young plants when about two inches in height. Set the dwarfier varieties four to six inches apart and taller sorts six to twelve inches apart in the row, or if sown they may be allowed to grow in a close matted row which will give a grand effect, especially where sown in mixture. For early flowering, seed should be started indoors in March, and plants grown in pots will be in full bloom when the wether is warm enough to set them outdoors.

Fine mixed, pkt. 5c.

Starred and Fringed, fine mixed, pkt. 5 cents.

HARDY PERENNIAL PINKS.

These are of great hardiness and bloom profusely during the early Spring each year in the open ground. The plants are of low-spreading growth, increasing in size from year to year. By reason of their great hardiness and habit of blooming during the early Spring they are greatly valued for planting in cemeteries and for a supply of cut-flowers early in Spring before the annuals commence to flower. Seed should be sown thinly in drills early in Spring when the trees are starting out in leaf. When well started, young plants should be thinned out or transplanted to stand twelve inches apart each way.

PLUMARIUS (Clove Pink.)— Closely related to the Carnation, smaller flowers and more hardy. Flowers beautiful and fragrant.

Single varieties, mixed, per pkt. 5c.

Double, mixed, per pkt. 10c.



PANSY.

Something Extra Fine
Finest German Imperial,
mixed, pkt. 10c.



PETUNIAS.

The common Petunia is too well known to need description. It grows most readily from seed sown thinly and lightly covered early in Spring when trees are starting out in leaf. We offer below a number of the finest varieties of this type, having flowers of good size and distinct and brilliant colorings, but these should not be compared with the grand, large flowers of the special large-flowering strains.

Single Flowers, best mixed, pkt. 5c; ½ oz. 25c.

Large Flowering, Fringed sorts, very finest mixed, small pkt. 5c.

PORTULACA.

The Portulaca is of low-spreading growth, bearing a profusion of very brilliantly colored flowers. Plants thrive in almost any location, but will grow more quickly and bloom more profusely in a sunny exposure and light or sandy soil. As the plant does best in warm weather, seed should not be sown until soil has become quite warm and should be barely covered. Plants will grow rapidly and soon cover the surface of a large bed with foliage and flowers. Where double-flowered varieties are planted the flowers will be much larger and more finely double during latter portion of the Summer than when they first begin to bloom. They are most attractive when sown in solid masses and allowed to cover the whole surface.

Single Flower, mixed, pkt. 5c.

Double Flower, mixed, pkt. 5c.

RICINUS

(Castor-Oil Bean).

Semi-tropical plants which are grown for their large, luxuriant foliage. When fully grown the plants are surmounted by large spikes

of flowers which are succeeded by brilliantly colored spiny seed-pods. As they are quite susceptible to frost, seed should not be planted in open ground until the weather has become warm and trees are well in leaf. When well started transplant or thin out, leaving only a single plant in a place. The smaller varieties should stand at least two feet apart; the larger four or five feet apart, to give ample room to develop. It is an excellent plan to start seed in the house in flower-pots during March and April, to have plants well started by the time it is warm enough to set them in the open ground.

GIBSONI COCCINEUS. Growth about eight feet in height. Both stalks and large fringed leaves are of a bright metallic-bronze color. The fruits or seed-pods are of brilliant crimson. Per pkt. 5c; oz. 20c.

MIXED. Many choice varieties which are distinct in growth and coloring of leaves as well as in coloring of the showy seed-pods. Per pkt. 5c; oz. 15c.

ZANZIBARENSIS. This is a grand tropical strain. From seed sown in open ground in May plants attain a height of from twelve to fourteen

feet. The enormous leaves are deeply lobed, and measure two and a half to nearly four feet across. Grown as a solitary plant on the lawn it makes a perfect pyramid of foliage, being thickly set from top to bottom with gigantic leaves. A dozen plants set in a large bed make a most picturesque sight, very effective on large lawns. There are four distinct varieties of this grand type, each differing mainly in coloring of the stems or leaf-stalks. Per pkt. 5c; oz. 15c.



POPPIES.

Plants are of quick growth and produce a wealth of gorgeous blossoms. Seed should be sown thinly in drills or broadcasted early in Spring where plants are to stand. They start best while the soil is still cool and are quite difficult to transplant. As seed is very small it should be sown thinly and barely covered from view. When well started, plants should be thinned out to stand six to eight inches apart. Fine mixed, pkt. 5c.

SCABIOSA

(Sweet Scabious, or Mourning Bride).

Quite hardy plants, flowering freely in cool locations or during late summer and fall months. Seed should be sown thinly in shallow drills early in Spring when the trees are starting out in leaf. When well started, thin out or transplant to stand six to twelve inches apart, respectively, for the Dwarf and Tall varieties. The Tall varieties form compact, rounded plants of dark-green foliage, eight to ten inches in height. The flowers are borne on tall slender but quite stiff stems, nearly two feet in height, and are of fine, rounded, full-centered form,

composed of small tubular petals from which project the small pistils, giving them a feathery effect. These are succeeded by curious hairy seed-pods. The dwarf varieties are similar in growth, but are only one-half the height.

Dwarf, mixed, pkt. 5c.
Tall, mixed, pkt. 5c.



SALVIA

(Flowering Sage).

The well-known Scarlet Sage is a handsome-flowering plant of branching bush-like growth two and a half feet in height. Seed should be sown thinly in shallow drills early in spring when the trees are well out in leaf. Young plants should be thinned out to stand ten to twelve inches apart. To have *Salvia splendens* in bloom early in summer, the seed should be sown in March in boxes of light, rich soil, placed in a warm, sunny window, and when the young plants are well started they should be set in pots and kept growing rapidly until the nights are quite warm and trees well out in leaf, when they may be planted two feet apart in the flower-bed. Per pkt. 5c.

SALPIGLOSSIS

(Velvet Flower).

A half-hardy free-flowering annual, succeeding best in cool, moist soils. Seed should be sown thinly in shallow drills when trees are starting out in leaf, and when well started should be thinned out or transplanted to stand at least twelve inches apart.

Mixed, the common type, embracing many colors of this popular flower, per pkt. 5c.

SMILAX

(Myrsiphyllum asparagoides).

This is the beautiful Boston Smilax of florists, so highly esteemed for bouquets and floral decorations. It is a vine of rapid climbing growth with small, glossy, dark-green foliage. Vines may be cut off to furnish greens at any time during growth and will sprout again very freely from the roots. It is an evergreen and will grow freely during winter months in pots in a warm sunny window. When the growth is ripened it produces numerous small, star-like, white flowers with delightful fragrance on the

under sides of the leaf-stalks which are succeeded by bright-red seed-pods.

Per pkt. 5c; ½ oz. 25c; per oz. 40c.

STOCKS (Mathiola). The Stock is one of our most important and well known annuals. For brilliancy and diversity of color, for fine foliage and compact habit, and for profusion and duration of bloom, it is unsurpassed, while as a decorative plant for the garden, whether for bedding, massing, edging or ribboning, it is invaluable. M.-V. Special mixture, pkt. 5c.

DOUBLE-FLOWERED SUNFLOWERS.

MANY-FLOWERED DOUBLE (Helianthus fl. pl. multiflora). A truly grand double-flowered variety. The handsome flowers are produced singly on short, stiff stems springing from the axil of each leaf, from base to summit. The stalks average four feet in height and are crowned by a quite large and very double flower from six to eight inches in diameter. The smaller flowers on the side shoots are equally as double and full centered, averaging from three to four inches in diameter. Plants should stand at some little distance apart in order to show their many-flowered feature. In no other variety are the flowers produced from ground to top in such a uniform manner and profuse numbers. Bearing so many flower-heads to each plant, they yield a large supply of seed, which is excellent for feeding to poultry.

Per pkt. 5c; oz. 10c; ¼ lb 30c.

GLOBOSUS FISTULOSUS. Plants of strong growth, surmounted by large, very double, bright-yellow flowers with deep, full centers. Per pkt. 5c; oz. 15c.

RUSSIAN HEADS get as large as 12 and 14 inches. Large pkt. 5c.

MINIATURE, pkt. 5c.

SWEET WILLIAM (Dianthus Barbatus).

Beautiful, free-flowering perennials, blooming early the second Spring. The plants when in flower are eighteen inches in height and produce large clusters of brilliantly colored, fragrant flowers on stout, stiff stems. Sow seed thinly in shallow drills early in Spring. When well started, thin out or transplant to stand eight inches or more apart in the row. The young plants are of close compact growth with rich dark-green foliage and make excellent borders. They succeed best if planted in good, rich, well-drained soil and will flower with the greatest profusion early in Spring. Flowers last quite a long time and are highly desirable for cutting, being furnished with long, stiff stems.

Mammoth Flower, Single, mixed, per pkt. 5c.

For
SWEET PEAS

See Page 31

For **BULBS** See Page 33



VERBENA.

The Verbena is a free-flowering hardy annual of low-spreading growth. During late summer and fall months the plants are literally covered with a profusion of flowers. If flowers are cut off before seeding the plants will bloom much more freely. Of late years plants raised from cuttings have been subject to a disease called the Rust. This can readily be avoided by gardeners by raising their stock of plants each season from seed. Plants grown from seed are more vigorous and continue in bloom until cut off by heavy frosts. Sow early in a cold-frame or in boxes in a sunny window to have young plants of good size to set out in spring, or seed may be sown in the open ground when trees are starting out in leaf.

Extra choice mixed, per pkt. 5c.

WALLFLOWER (Cheiranthus Cheiri). Deliciously fragrant flowers, and prized for bouquets; half-hardy perennials, 2½ feet.

Good mixed. 5c pkt.

WILD CUCUMBER. Pkt. 5c.

ZINNIAS.

Vigorous hardy annuals, readily grown from seed in open ground. They bloom in greatest profusion from early in spring until cut down by heavy frosts late in fall. Plants are of strong branching growth with abundant dark-green foliage, each branch terminating in a bold showy flower. Seeds may be sown thinly in drills early in spring when the trees are starting out in leaf. Transplant young plants when two to three inches high to stand twelve inches apart for the dwarf kinds, and two feet apart for those of large growth. Or two or three seeds may be planted in a place where the plant is desired to grow and bloom. For early flowering, seed may be planted in cold-frames or in boxes in a sunny window and the plants set in flower-bed when danger of frost is past.

Fine double mixed, 5c pkt.

FRESH, PURE, TESTED SEEDS



RETAIL CATALOGUE

GARDEN SEEDS

CHEAP, UNRELIABLE SEEDS ARE DEAR AS A
GIFT. DON'T RISK YOUR CROP BY BUYING
THEM. OUR SEEDS CAN BE DEPENDED
ON AS TO GROWING AND QUALITY

OUR MOTTO: Best Varieties, Pure Stocks, Highest
Tests, Strongest Vitality, Not Lowest but Honest Prices.

VEGETABLE SEEDS

ASPARAGUS

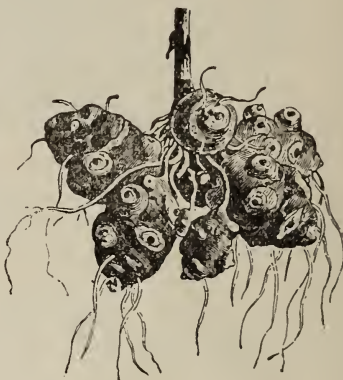
CULTURE—Sow the seed thinly in rows one foot apart in April or May, and keep down all weeds. To secure strong healthy plants thin out the seedlings to three or four inches in the rows, saving only the strongest. The one-year-old plants should be set out in spring, in a rich sandy loam, dug eighteen inches deep, into which has been worked plenty of well rotted manure. If a stiff clay soil is all that can be had add plenty of sand and sifted coal ashes to loosen it up, and also see that it is well underdrained. In planting for private use, set out in beds five feet wide, three rows in a bed, the outer being one foot from the edge and allow twelve inches in the rows; set the plants at least six inches below the surface.

	Per oz.	¼ lb.	Per lb.
✓ Conover Colossal. The most approved and standard sort; large.....	\$0 10	\$0 15	\$0 40
✓ Palmetto. Of southern origin; a very desirable bright green asparagus; early.....	10	15	50
✓ Barr Mammoth. Has very large tender stalks of a very light color.....	10	15	50
✓ Columbian Mammoth White. Choice variety; stalks white, good quality.....	10	20	60
Fine one-year roots of the above four varieties, \$0 60 per 100, \$4 00 per 1000			
Fine two-year roots of the above four varieties, 75 per 100, 5 00 per 1000.			

ARTICHOKE

CULTURE—Deep rich sandy loam with plenty of well rotted manure. Sow seeds in April and May, and when large enough transplant into rows three to four feet apart and two feet in the rows. They reach maturity the second year. Cover with litter when cold weather commences, first tying up the leaves so that they will occupy less space, and in spring fork in a dressing of manure. It is an excellent vegetable and easily grown, thriving in any situation, providing the heads are cut off and used as they get ready.

✓ French Globe. The standard and best variety.....	\$0 25	\$0 75	\$3 00
	¼ bu.	½ bu.	Per bu.
✓ Jerusalem Artichoke. Tubers only; used for pickling and stock.....	\$0 60	\$1 00	\$2 00



BEET

Ready for Table Use in 40 to 60 Days.

CULTURE—Sow as early in the spring as the ground can be worked, and every two weeks after for a succession up to the first week of July. For general crop sow about the middle of May. The soil should be light sandy loam, well enriched with stable manure and plowed and harrowed until very fine. Sow in drills one foot to fifteen inches apart, and when well up thin to from four to six inches. The young beets pulled out of the rows are excellent used as Spinach.

	Per oz.	¼ lb.	Per lb.
✓ Extra Early Egyptian. Very early and of dark blood color, rather flat in shape.....	\$0 08	\$0 15	\$0 50
✓ Extra Early Eclipse. Very early; round rooted and dark red; one of the very best.....	08	15	50
✓ Lentz Extra Early Turnip. A large small top round beet; fine strain; none better.....	07	15	40
✓ Dewing Early. Of fine form, flavor and good for market.....	07	15	40
✓ Bastian. A very early light colored turnip beet; fine market variety.....	08	15	50
✓ Edmand Blood Turnip. A market gardener's strain of great regularity in shape; deep blood skin and very dark flesh of best quality.....	07	15	40
✓ Early Turnip Bassano. Grows to a large size; tops large; flesh pink, zoned with white; very sweet.....	07	15	40
✓ Swiss Chard or Silver. Cultivated for its leaves; mid rib stewed and served as asparagus, the rest served as spinach.....	07	15	40
✓ Early Blood Turnip. Dark red and of fine flavor; productive; standard sort.....	07	15	40
✓ Half Long Blood. Fine dark strain; distinct variety; smooth and handsome.....	08	15	50
✓ Long Smooth Blood. A good late variety; dark red; tender and sweet.....	07	15	40

BEETS—MANGEL-WURZEL, SUGAR, ETC.

CULTURE—As all Mangels require a deep soil in order to grow well, plow and subsoil at least a foot to eighteen inches, and apply plenty of rich stable manure. Sow in May or June, in rows eighteen inches to two feet apart, and thin to eight inches in rows. Young plants may be transplanted to fill up vacancies. Sow in addition, when the plants are three to four inches high, at the rate of 200 pounds. Complete manure, 200 pounds bone flour and 400 pounds salt per acre. As soon as frost occurs, dig the crop. But in order to be well preserved for gradual consumption during the winter, Mangel-Wurzel should be heaped to a height of perhaps six feet, on a dry, sloping situation; cover at first with a piece of canvas, and as the cold increases this should be replaced by about six inches of either salt hay, straw, seaweed, or even corn stalks. Let this covering be displaced by the wind, a light layer of earth is necessary. So soon as this surface soil becomes frozen, about six or eight inches more of earth should be placed over the entire heap. By following up this gradual process of covering, all danger of heating will be obviated, and the roots will keep in perfect order. Sow from four to five pounds to the acre.



MAMMOTH

LONG

RED MANGEL

Prices for large quantities on application.

	Per oz.	¼ lb.	Per lb.
✓ Mammoth Long Red Mangel-Wurzel. Very large, selected strain. The largest and finest roots. The standard....	\$0 05	\$0 10	\$0 25
✓ Long Yellow Mangel-Wurzel. A good main crop sort.....	05	10	30
✓ Orange Globe Mangel-Wurzel. Of distinct shape; one of the most productive sorts. Hardy, vigorous.....	05	10	25
✓ Golden Tankard Mangel-Wurzel. Bright yellow; handsome and sweet, and very productive; tops small, roots large..	05	10	30
✓ Red Globe Mangel-Wurzel. Similar to the Yellow Globe; productive.....	05	10	25
✓ Yellow Globe Mangel-Wurzel. Large and productive; keeps well.....	05	10	25
✓ Lane's Sugar. For sugar making or stock feeding.....	05	10	25
✓ White Sugar Beet. Grows to a large size, and is useful for making sugar, as well as for stock feeding.....	05	10	25
✓ Vilmorin Improved Sugar. A much improved strain of the preceding; very valuable as a sugar-producing beet.....	05	10	25
✓ Klein Wanzleben. Larger than Vilmorin. Good sugar beet. Very hardy.....	05	10	25


BEANS

As a farinaceous food for man, the Bean is considered far superior to any other legume, and next in importance to wheat. The modern varieties leave little to be desired; the great care given to their improvement has resulted in many superior sorts, greatly extending the season of use, as well as varying the quality or flavor. The rearing of a really dwarf form of the Lima Bean is one of the greatest recent advances.

DWARF WAX BEANS

Ready for Use in 35 to 45 Days

	Per pt.	Per qt.	Per pk.	Per bu.
✓ Davis White Wax. Very hardy, productive long pods, very handsome, rustless, fine shipper, best canner; in all points the best Wax Bean.....	\$0 10	\$0 20	\$1 50	\$5 00
✓ Golden Wax. Best known Wax Bean; very early, fine podded.....	10	20	1 50	5 00
✓ German Black Wax. Has great merit, very tender and best quality.....	10	20	1 60	5 50
✓ Black-Eyed Wax. A cross between Golden and Black Wax; very early and very productive; yellow pods.....	10	20	1 75	6 00
✓ Improved Prolific Black Wax. Very early and prolific. The pods are round, full, stringless, and of fine quality.....	10	20	1 75	6 00
✓ Challenge Black Wax. An extra early strain of the Dwarf Black Wax.....	10	20	1 75	6 00
✓ Bismarck Black Wax. Resembling in growth Wardwell Kidney Wax.....	10	20	1 75	6 00
✓ Detroit Wax. Very much like Golden Wax but less liable to rust.....	10	20	1 75	6 00
✓ Flageolet Wax. Flat, yellow, stringless pods of great length and breadth; exceedingly productive.....	10	20	1 50	5 50
✓ Grinnell's Improved Golden Wax. Very early; round, golden pods; one of the best.....	10	20	1 60	5 50
✓ Golden-Eyed Wax. Very hardy and prolific, with flat, yellow pods; very early and exceptionally free from rust; a very desirable and popular sort....	10	20	1 60	5 50
✓ Pink-Eyed Wax. Very fine variety; resembles Golden Wax.....	10	20	1 60	5 50
✓ Currie's Rust Proof Wax. Vigorous and hardy; productive.....	10	20	1 60	6 00
✓ Refugee Wax. A perfect Refugee with long, round, yellow wax pods; suitable for early or late sowing, and an immense yielder....	15	25	1 60	5 50
✓ Wardwell Kidney Wax. Extra early; purely wax pods; long, flat and remarkably free from rust.....	10	20	1 60	6 00
✓ White Wax. Flat, yellow pods; very handsome; vines small.....	15	25	1 60	6 00
✓ Yosemite Mammoth Wax. The largest pods of all the wax sorts; very productive and of good quality.....	15	25	2 00	7 00
✓ Valentine Wax. One of earliest; pods thick and fleshy; absolutely stringless....	15	25	2 00	7 00



GOLDEN WAX

DWARF, OR SNAP BEAN—GREEN PODDED

Ready for Use in 30 to 40 Days

CULTURE—About the first of May select a warm, dry, sheltered spot; dig and manure slightly; make drills two inches deep and eighteen inches to two feet apart; drop the beans three inches apart in the drills, and cover not more than two inches deep. Hoe well in dry weather to keep down the weeds. Sow every two weeks for a succession.

	Per pt.	Per qt.	Per pk.	Per bu.
✓ Burpee's Stringless Green Pod. This new Bean produces a vine similar to Red Valentine, but develops pods to edible condition two to three days earlier than Valentine. This advances the Stringless Green Pod to the first rank among table beans. Pods are stringless—absolutely so—the pods breaking as short and free as pipe stems; enormously productive.....	\$0 15	\$0 25	\$2 00	\$7 00
✓ Best of All. Early and superior; round, green, fleshy pods.....	10	20	1 50	4 50
✓ Boston Favorite. (Large Goddard). Red podded Dwarf Horticultural.....	10	20	1 50	4 00
✓ Extra Early Red Valentine. Early strain of this popular round pod bean; nothing superior to this in Snaps among the green podded sorts; many prefer to Wax varieties.....	15	25	1 75	6 00
✓ Early Mohawk. Long, flat and straight pods; very hardy.....	10	20	1 50	5 00
✓ Early China Red Eye. Early and continues long in bearing; fine shell bean.....	10	20	1 50	5 00
✓ Round, Early Yellow Six Weeks. Resembles the Mohawk, save in color; flat pods; a popular variety.....	10	20	1 50	5 00
✓ Long Yellow Six Weeks. Early; the leading market sort; full, flat, green pods; good quality.....	10	20	1 50	5 00
✓ Dwarf Horticultural. Late and productive; fine either shelled or green.....	10	20	1 50	5 00
✓ Low's Champion. A very productive variety, with perfectly stringless, large green flat pods.....	10	20	1 25	4 50
✓ Refugee, or 1,000-to-1. Medium to late; very productive and tender, and largely grown for main crop; round pod.....	10	20	1 50	5 00
✓ Prolific Tree. (Navy). The most prolific bean known; bean not large; but fine shape; cooks easy (See page 5 for cut of it).....	10	20	1 00	3 00
✓ Mexican. (Navy). Very productive; white sort.....	10	20	1 00	3 00
✓ Boston Small Pea. Small, round and handsome.....	10	20	1 00	3 00
✓ White Navy or Pea Bean. Seed white; nearly round.....	10	20	1 00	3 00
✓ White Kidney or Royal Dwarf. Fine winter shell bean.....	10	20	1 00	3 50
✓ White Valentine. Very early, tender; entirely stringless.....	10	20	1 50	5 00

DWARF LIMAS.

Ready for Use in 30 to 75 Days.

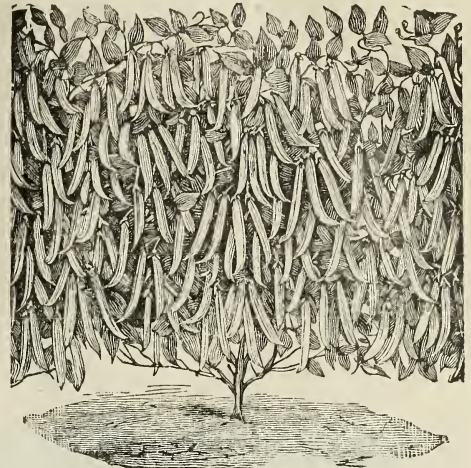
✓ Burpee Bush Lima. A bush form of the large Pole Lima, the beans being large and flat, like those of that variety. It is very productive and its dwarf character is well established.....	20	35	2 00	7 00
✓ Henderson Bush Lima or Sieva. Productive; very early.....	15	25	1 75	6 00
✓ Jackson's Wonder. Immensely productive; may be used as a shell bean or snap bean; broad, flat pods, variegated bean.....	15	25	1 75	6 00

POLE OR RUNNING LIMAS

Ready for Use in 70 to 90 Days

CULTURE—Sow as the soil becomes warm and dry from the first part of May for all except Limas to the latter part of May, in hills four feet apart each way. Limas should not be planted until warm weather has fairly set in. One quart of Limas will plant about 100 hills, allowing four or five beans to a hill, and of the smaller sorts about 200 hills. Poles eight or ten feet long should be firmly set in the center of the hills before putting in the seed.

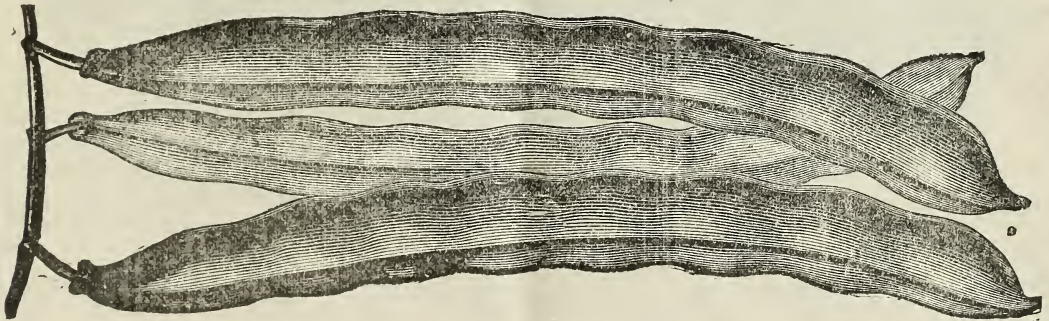
	Per pt.	Per qt.	Per pk.	Per bu.
✓ Large White Lima. Largely grown and highly esteemed.....	\$0 20	\$0 35	\$2 00	\$7 00
✓ King of the Garden Lima. Large in pod and bean; productive.....	20	35	2 00	7 00
✓ Dreer Lima. Thick and of fine quality; early variety.....	20	35	2 00	7 00
✓ Early Jersey Lima. A few days earlier in maturity than the large Lima.....	20	35	2 00	7 00
✓ Horticultural Lima. A cross between the Horticultural and Dreer Lima; it matures much earlier than the Lima.....	20	35	2 00	7 00



PROLIFIC TREE (NAVY)

POLE OR RUNNING BEANS

	Per pt.	Per qt.	Per pk.	Per bu.
✓ Horticultural or Speckled Cranberry. Showy; excellent either as snap or shell bean	\$0 20	\$0 35	\$2 00	\$7 00
✓ Speckled Cut-Short or Corn Hill. Used for planting among corn; one of the best	20	35	2 00	7 00
✓ Dutch Case Knife. Pods long, green and flat; can be either snapped or shelled..	20	35	2 00	7 00
✓ Southern Prolific. A continuous bearer of good quality.....	20	35	2 00	7 00
✓ Scarlet Runner. A popular English pole bean; very ornamental.....	20	35	2 00	7 00
✓ White Crease Back. Long, round, stringless pod; fleshy and tender.....	20	35	2 00	7 00
✓ White Dutch Runner. Same habit as the Scarlet Runner, flowers and beans being white.....	20	35	2 00	7 00
✓ Kentucky Wonder. (Old Homestead). Pods green, very long; very prolific variety	20	35	2 00	7 00



GOLDEN CLUSTER.

✓ Golden Andalusia. (New). Most productive of all the pole varieties; beans pure white, round.....	\$0 20	\$0 35	\$2 00	\$7 00
✓ Mont d'Or or Golden Cluster. Early, productive; golden wax pods six to eight inches long.....	20	35	2 00	7 00
✓ Tall Sioux. Immensely productive; large, round, beautiful bean; white with yellow spots; one of the very best pole.....	15	25	1 75	6 00
✓ Lazy Wife. Great favorite; pod from four to six inches long, stringless, rich buttery flavor; beans are white and make a fine shell bean; pods remain green and tender long.....	20	35	2 00	7 00

BORAGE

The young leaves of this annual, which smell somewhat like a cucumber, are used as a salad or boiled like spinach. Should be sown at intervals, as the leaves are palatable only when young. Sow in the spring in light soil and transplant in shallow drills, a foot apart, when of about six weeks growth.

Borage.....	Per oz.	¼ lb.	Per lb.
	\$0 15	\$0 35	\$1 25

BROCCOLI

CULTURE—Sow early sorts as soon as the ground can be worked in the spring, in shallow drills, drawn three or four inches apart. Plant out two feet apart each way when the plants are about four inches high. Cultivate the same as cabbage in rich soil. Use the same remedies for insect attacks as are recommended for cabbage.

The following are sorts best adapted to this climate, and the only ones which succeed generally; they are excellent and deserve much wider culture than is usual in this country:

✓ Early White Cape. Best flavor; very hardy; small.....	Per oz.	¼ lb.	Per lb.
	\$0 30	\$1 00	\$3 50
✓ Early Walcheren. Late variety.....	40	1 25	4 00
✓ Early Purple Cape. The very best; large.....	30	1 00	3 50

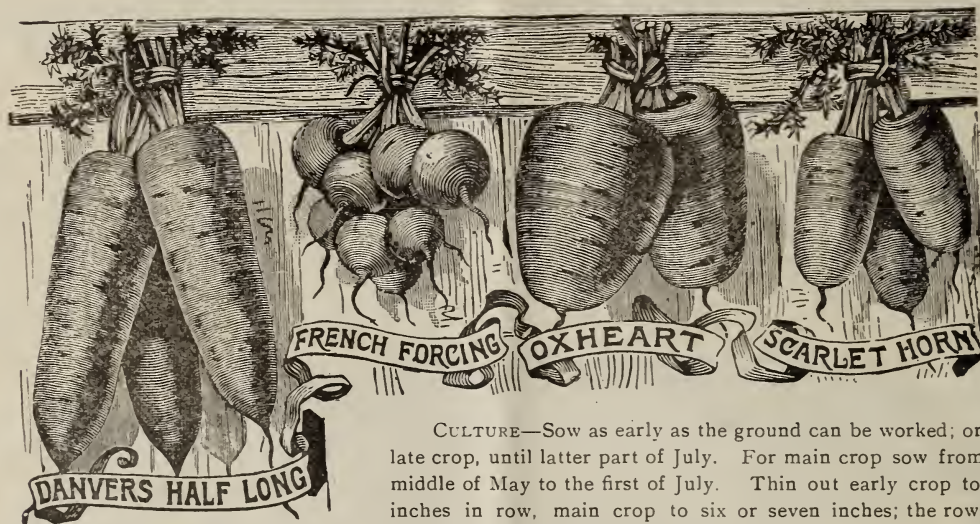
BRUSSELS SPROUTS

CULTURE—Sow in May in the same manner as Cauliflower, and transplant in July, one foot apart in the rows, which should be one and one-half feet apart. In gardens, both large and small, Brussels Sprouts are, without exception, the very best winter vegetable that can be grown. The real sprout is not much larger than a marble, and as firm and hard almost as the stalk itself. These are the sort which cooks prefer. They strip off the outer covering, cook them whole, and serve them up artistically in that fashion. When cooked through, and no more, such Sprouts melt in the mouth like the tenderest cauliflower, and are equally as good.

	Per oz.	¼ lb.	Per lb.
✓ Improved Half Dwarf. The very best and surest strain	\$0 20	\$0 60	\$2 00
✓ Improved Dwarf. Compact heads of fine quality	20	60	2 00

CARROT

Ready for Table in 60 to 80 Days.



CULTURE—Sow as early as the ground can be worked; or, for late crop, until latter part of July. For main crop sow from the middle of May to the first of July. Thin out early crop to five inches in row, main crop to six or seven inches; the rows ten inches apart for early crop, fourteen for main crop. Hoe often

and deeply between the rows. Soil, light, sandy loam, richly manured and deeply dug. Sow at the rate of two pounds to the acre.

	Per oz.	¼ lb.	Per lb.
✓ French Early Forcing. Tender and fine; best for early and late crops and frames	\$0 10	\$0 25	\$0 70
✓ Early Horn. Very early variety. Small root. Excellent flavor	10	25	70
✓ Half-Long Stump-Rooted, Chantenay Strain. Style of Nantes, broader shoulder	10	25	70
✓ Half-Long Stump-Rooted, Carentan. Coreless; flesh red, of fine quality	10	25	70
✓ Half-Long Danvers. Thick, of good quality and exceedingly productive	10	25	70
✓ Imp. Long Orange. Best for stock feeding, but good for late summer or winter use	10	25	70
✓ Oxheart or Half-Long Guerande. This is one of the most valuable of recent introductions either for family of market. Most beautiful shape and rich orange color	10	25	70
✓ Large White Belgian. Very large. Excellent stock carrot	10	20	50
✓ Large Yellow Belgian. Very large. Excellent Stock carrot	10	20	50

CHERVIL

CULTURE—Cultivate and use the curled variety of Chervil like Parsley. Sow at any time in the spring, in shallow drills, one foot apart, in well-prepared ground. The seed of the Tuberous Chervil should be sown in August or September, and treated like the Carrot.

	Per oz.	¼ lb.	Per lb.
Curled. The leaves of this are used for flavoring soups and stews, and for garnishing, same as parsley	\$0 15	\$0 30	\$1 00

CHICORY

Chicory is cultivated chiefly for its roots, which are dried, and used as a substitute or flavoring ingredient for coffee. The leaves, when blanched, are also esteemed as a salad. Cultivate as recommended for carrots.

	Per oz.	¼ lb.	Per lb.
Large Rooted Magdeburg. Roots are the Chicory of commerce	\$0 10	\$0 25	\$0 75

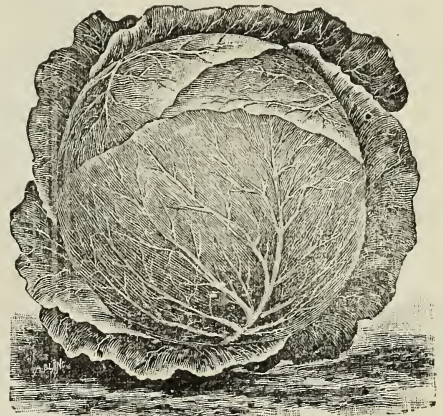
CABBAGE

Ready for Use in 75 to 120 Days

CULTURE—Soil for Cabbage should be rich and heavy loam, with good drainage. On such a soil, with an abundance of stable or Thorburn's Complete Manure, excellent crops are sure to be grown. For early spring sow in fall; not too early, or the plants are liable to bolt in the spring instead of heading. In a month the plants will be fit to transplant to cold frames, where they are wintered, taking care, in planting, to set the young plants down to the first leaves. Transplant in spring as soon as the ground can be worked, setting the plants two feet apart one way and from twelve to eighteen inches the other, according to the variety. For late or winter crops the seed is sown in May, and the plants set out in July. In this case they are set in rows two by three feet, so as to work them with a horse and cultivator. To destroy the green worm that is so destructive to the leaves and heads of Cabbage and Cauliflower an experienced grower says: "Take one ounce of saltpetre and dissolve it in twelve quarts of water; then take a short handled whisk broom, dip it in the solution and sprinkle the plants well. One application is sufficient unless the stuff is washed off by heavy rains. The liquid, being perfectly clear, never colors the Cauliflower or Cabbage heads." To prevent the turnip flea from attacking the young plants, sift fine airslacked lime or tobacco dust over them as soon as they appear above the ground.



PREMIUM LATE FLAT DUTCH



SURE HEAD

	Per oz.	¼ lb.	Per lb.
✓ Express. The earliest of all; small, solid heads, fine quality; fine for forcing	\$0 15	\$0 40	\$1 50
✓ Etampes. A fine extra early small French sort, with pointed heads. Very solid	15	40	1 50
✓ Early York. The standard English sort, pointed heads	15	40	1 25
✓ Early Jersey Wakefield. Well known and most valuable for early	25	75	3 00
✓ Early Winnigstadt. A standard second-early variety. Pointed heads	15	40	1 50
✓ Early Dwarf Savoy. The earliest Savoy variety; distinct and good	20	50	1 75
✓ Early Flat Dutch. A remarkably fine strain; a sure header, the head weighing from ten to twelve pounds. Most valuable for market	20	50	1 75
✓ Henderson's Early Summer. A superior second-early sort; produces large and solid heads of fine quality	20	50	1 75
✓ Selected All Seasons. One of the finest for second-early or late, growing to a large size quickly and surely. The true sure header	20	50	1 75
✓ Henderson Succession. An excellent second-early or late sort on the style of All Seasons	15	50	1 75
✓ Filder Kraut. Pointed head. Fine for kraut	15	40	1 50
✓ Fottler Brunswick. Good, solid heads, either for second-early or late	15	40	1 50
✓ Stonemason Drumhead. A standard winter Cabbage for main crop	15	40	1 50
✓ Premium Late Flat Dutch. Also a valuable main crop sort for market	20	50	1 75
✓ Large Luxemborg. Solid head, oval shape, outer leaves tinged red, stem remarkably short; very sweet and tender	15	50	1 75
✓ Drumhead Savoy. Very fine strain	15	50	1 75
✓ Mam. Rock Red. Very large, solid, red heads; the finest strain of Red Cabbage	15	50	1 75
✓ Red Dutch. For pickling. Hard oblong heads. Dark purple	15	50	1 75
✓ Hollander. One of the hardiest in cultivation. Quite a distinct variety. Medium size, round, very solid, extra keeper, best of quality. Our seed is from a very reliable Danish grower	25	75	3 00
✓ Marblehead Mammoth Drumhead. The largest cabbage known, weighing in some instances over fifty pounds. Under good cultivation acres have been grown where the heads would average thirty pounds each	15	50	1 75
✓ Genuine Sure-Head. Never fails to make a large, fine head with few outer leaves. Fine grower. Flat drumhead	20	50	1 75

CAULIFLOWER

Ready for Use in 90 to 120 Days

CULTURE—This is the same as for Cabbage, except that extra manure and plenty of water will pay upon this. If the soil be dry, water frequently, and if the plants could have a heavy mulch of hay or straw, it would keep the soil moist, and the plants would not suffer from drought. The early kinds should be strong enough to plant out not later than the middle of April; the late kinds may be planted out same time as for cabbage. To destroy the Cauliflower maggot, it is recommended to take one ounce of sulphuret of potasium and dissolve it in one gallon of water. Heat the liquid to about 100 degrees, take a large spoon, or something that will hold the 100th part of a gallon, and pour the liquid against the stalk of the plant just above the ground.



EARLY SNOWBALL

	Per oz.	¼ lb.	Per lb.
✓ Extra Early Dwarf Erfurt. Short stem; very fine	\$0 50	\$1 50	\$6 00
✓ Large Early Dwarf Erfurt. Finest strain	1 00	3 00	10 00
✓ Henderson's Early Snowball. Without doubt the best of the Cauliflowers; our seed is of the very finest strain, grown specially for us in Denmark, and sure to make a fine solid head; don't buy cheap Cauliflower seed; there is no seed where quality counts for so much	2 50	8 00	25 00
✓ Half Early Paris or Nonpareil. Popular early white	75	2 00	7 00

COLLARDS

CULTURE—Sow seed as for Cabbage in June, July and August, for succession; transplant when one month old in rows a foot apart each way and hoe often.

	Per oz.	¼ lb.	Per lb.
✓ Georgia Grown, or Southern	\$0 10	\$0 25	\$0 75

CORN SALAD, OR FETTICUS

CULTURE—Sow during August or early in September, in drills a quarter of an inch deep and six inches apart. If the weather is dry when the seed is sown, tread it in lightly to insure germination. Keep down weeds with hoe. Just before winter cover thinly with straw or leaves.

	Per oz.	¼ lb.	Per lb.
✓ Large Seeded. The best variety for family use; makes delicious salad; used during the winter as substitute for lettuce	\$0 10	\$0 20	\$0 60

CRESS


CULTURE—Sow thickly in shallow drills every two or three weeks. It is useful not only for salad, but for the breakfast table and for garnishing. Water Cress should be sown in damp soil, or if a stream of water can be utilized, it would be much finer. It will also thrive well in damp hot beds. Rightly managed its culture is very profitable. To obtain early salad, it is a good plan to sow with the Water Cress seed a strip four inches wide on the outer margin of a hot bed, inside the frame (where it is always cool). This will be found a satisfactory method of obtaining it early.

	Per oz.	¼ lb.	Per lb.
✓ Curled or Pepper Grass	\$0 10	\$0 15	\$0 50
✓ Broad Leaved	10	15	50
✓ Broad Leaved Winter	10	20	75
✓ True Water Cress	40	1 25	4 00

CELERY

Ready for Use in 100 to 120 Days

CULTURE—Sow the seed in a light, rich, dry border as early as the ground can be worked, in drills eight or ten inches apart, and cover the seeds about a quarter of an inch deep, rolling or treading them in if the ground be dry. When fairly out of the seed leaf, they may be transplanted to another bed, or they may be thinned out to six or eight inches apart, and let grow until wanted to plant out in beds or trenches. The beds should be kept well weeded, and an occasional soaking with water in dry weather will do the plants good. Early in July at the north, a month or six weeks later in the southern states, is the proper time to set the plants out in beds or trenches. Press the soil firmly against the roots. In the garden the better way is to set the plants in shallow trenches—we say shallow, for it is obviously a bad plan to remove all the good soil (as must be done in a deep trench) and put the plants in that which is poor. The plants may be set in a single



WHITE PLUME

row in a narrow trench, or the trench may be made into a bed wide enough to hold two, three or four rows, and in this case the plants are in a compact form to be covered for the winter where they grow. This will save much labor where there is no root cellar for storage, as often happens to be the case. When grown in beds this way, the rows should be one foot apart, and the plants about eight inches apart in the rows. The bed should be made very rich with thoroughly decomposed manure. The plants will need to be earthed up two or three times, and in doing this care should be taken not to let the earth get into the heart of the plant. In field culture the plants are set on the surface in rows four feet apart when the Celery is to be earthed up in the field for early use, and two feet apart when the plants are to be taken up and blanched in the cellar for winter use. The plants are set six inches apart in rows. If not grown in beds, the best way to store is to dig trenches in a well drained spot in the open ground, one foot wide and of a depth a few inches less than the height of the Celery. The plants are then lifted and set close together until the whole quantity is stored. The edges of the trench should be made sloping from the tops of the plants. When severe cold weather comes on, cover gradually with leaves, hay or straw and place boards on top. In such a trench the stalks will blanch perfectly, and may be taken out any time during winter for use or sale as required.

The turnip rooted or "Knob" Celery needs no earthing up, and may be planted in rows one foot apart.

	Per oz.	¼ lb.	Per lb.
✓ Improved White Plume. Naturally white or light foliage; requires but little banking up to blanch; very early and extensively grown for market. Per pkt., 10 cts.	\$0 25	\$0 75	\$2 25
✓ Golden Self Blanching. A grand solid variety, on the style of the White Plume, except that it is golden yellow where the Plume is white. Per pkt., 10 cts.	30	80	2 50
✓ Giant Pascal. An easily blanched and fine keeping large sort, of excellent flavor; superior for late use.	20	60	2 00
✓ Large Ribbed Kalamazoo. A good half dwarf white solid Celery,	20	60	2 00
✓ Boston Market. Rather dwarf; has no particular merit.	20	60	2 00
✓ Crawford Half Dwarf. Of vigorous growth and excellent flavor.	20	60	2 00
✓ Sandringham Dwarf White. Small, white, solid.	20	50	1 50
✓ Giant White Solid. Large, round, crisp and solid. The old well known variety.	20	50	1 50
✓ Celeriac or Turnip Rooted. Has edible roots which are used for soups and stews.	20	50	1 50
✓ Celeriac or Large Smooth Prague. An improved form of rooted celery, roots smooth and round.	15	50	1 50
✓ Golden Heart Dwarf. A very popular and distinct variety. In habit of growth it resembles the Half Dwarf; white sorts, except that when blanched the heart, which is large and full, is of a waxy golden yellow.	20	60	2 00
✓ Celery for Flavoring. Per lb., 20c; per 5 lbs., 75c.			

...FIELD CORNS SWEET

In cataloging this branch of our business, we wish to state to our customers and the trade in general the value and importance of procuring not only good varieties of seed corn, but that which is grown in the very heart of the Great Corn Belt, grown in a climate and a soil where it not only develops great vigor of stock, size of ears and richness of kernel, but where there is a climate like ours, which at the right season of the year ripens and preserves it for seed of the highest vital test.

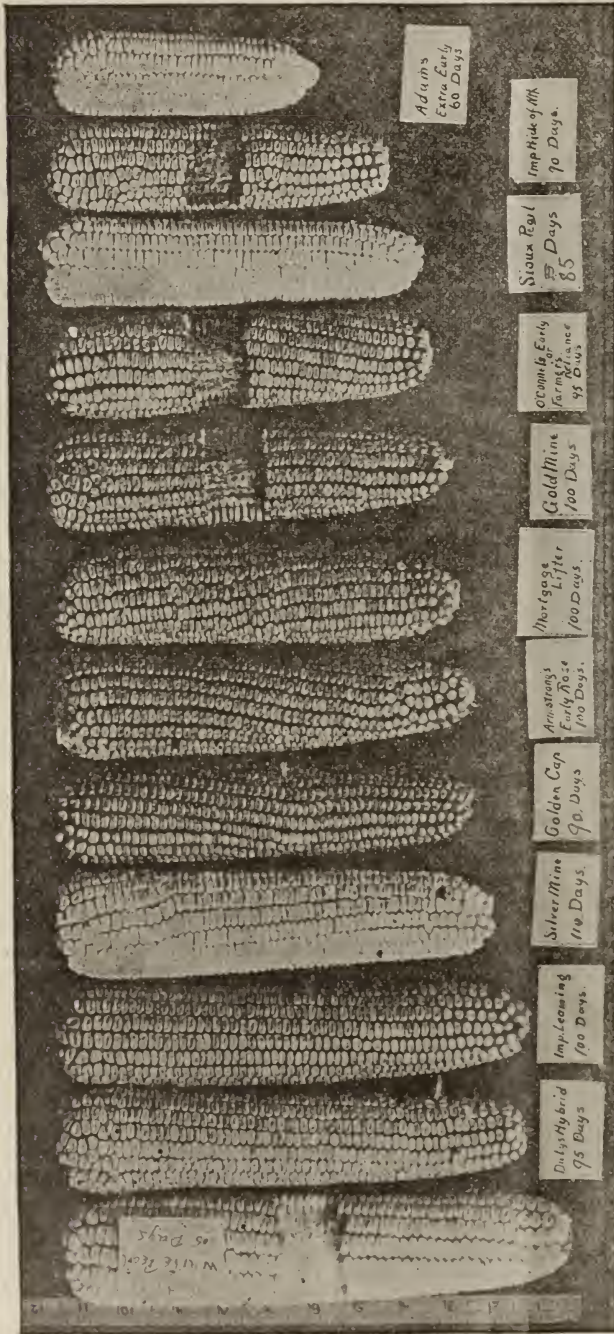
For a number of years we have given this branch of our business the strictest attention, and by selection

year after year of our seed stocks we are able to offer our customers for the coming season varieties of seed corns of the purest strain and truest types that are possible to produce.

Many farmers realize the value of changing seed and securing the best and truest strains and reaping the reward of their wisdom in choice by the yield of their acres. Still there are those who wait for their neighbors to get the seed first, and put off buying good seed until the next year. This plan was all right before the flood when men lived hundreds of years, but all should realize that it's too slow for this advanced age. Get good seed this year and improve it still more next. The farmer is the basis of the real wealth of our country. An increase of from one to five bushels of corn per acre means millions in money to the farmers of Iowa and surrounding states.

At the rate of \$2.00 per bushel for seed corn it costs only about 40 cents per acre to plant your field with the purest strains of good, vital seed.

We do not boast as some people do that to procure pure seed of certain varieties and kinds you must of necessity get it through us, but we do pride ourselves in stating to you that the varieties we have described in this catalogue are not only of the purest strains, the highest developed types, but grow in the finest climate on earth for curing and ripening the corn for seed. What is true of the autumn season for curing field corn seed is also of still greater value in curing and ripening for seed the different varieties of sweet or sugar corn. The great amount of saccharine matter in this corn makes it often, in damp and foggy climates, hard to cure, even by kiln drying, and then it seldom ever tests over 75 per cent. to grow, whilst here in our rich autumn sunshine, where fogs are seldom or never seen at that season, this corn ripens and cures to perfection and will test as much as 95 per cent. nine times out of ten.



SWEET OR SUGAR CORN

CULTURE—Plant in hills three feet apart each way, and five or six kernels in a hill. Hoe often and draw soil up to the stems; break off side shoots. Make the ground rich with well rotted manure. Sown in drills, a greater yield from a given surface will be obtained. The best fertilizer is Thornburn's Complete Manure. By sowing successive lots and properly selected varieties, the supply of sweet corn can be kept up until hard frosts kill the plants.

Market Gardeners and Private Planters will do well to consider that our Northern Grown Seed will give them earlier corn than will seed of the same varieties grown farther south. Our Seed Corn is thoroughly tested before it leaves our hands.

EXTRA EARLY VARIETIES

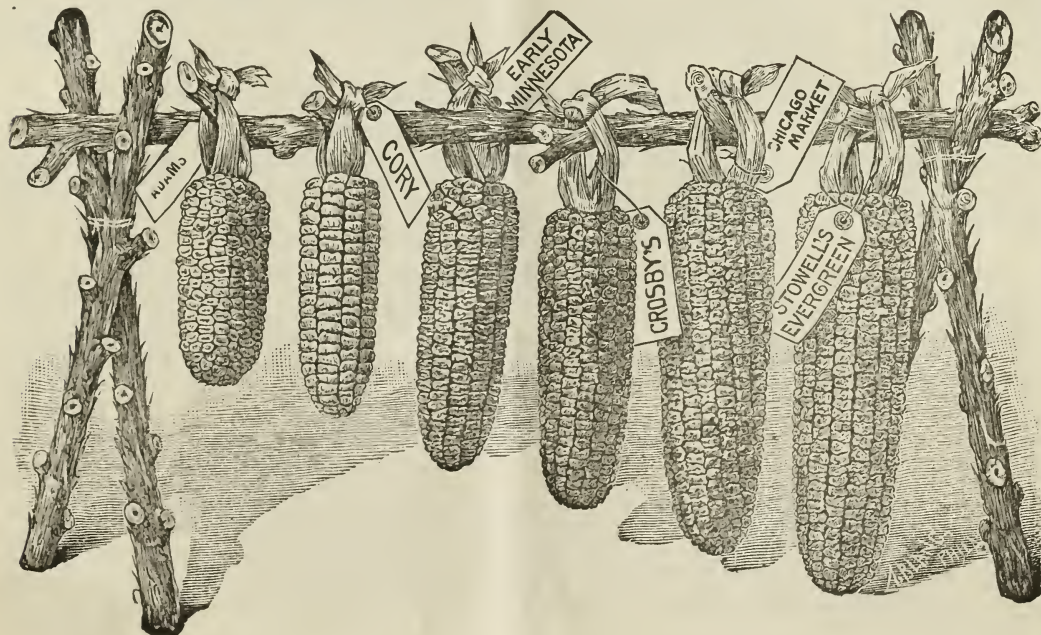
From 55 to 65 Days

	Per pt.	Per qt.	Per pk.	Per bu.
✓ WHITE MEXICAN. (See next page for this fine variety).....	\$0 15	\$0 25	\$1 00	\$3 50
✓ Early Cory, Red Cob. A very early variety, with good sized ears and large grains; excellent for market, and has attained wide popularity.....	10	15	90	3 00
✓ White Cob Cory. Resembles the ordinary Cory in size and earliness, but with white cobs; very much better quality.....	10	15	90	3 00
✓ Mammoth White Cory. Largest extra early corn known, fine quality, 12-rowed compact ears.....	10	15	90	3 00
✓ Marblehead. One of the earliest; dwarf, with short thick ears; of good quality for an early sort.....	10	15	90	3 00
✓ Extra Early Adams. Not a sugar corn, but largely grown for early use.....	10	15	90	3 00

SECOND EARLY OR INTERMEDIATE

From 65 to 80 Days

✓ Minnesota. Nearly as early as Marblehead; dwarf growth, standard early.....	10	15	90	3 00
✓ Perry Hybrid. Very early and of large size; most valuable for market.....	10	15	90	3 00
✓ Shaker Early. Very large, white grain and quite early.....	10	15	90	3 00
✓ Early Crosby. Matures after the Minnesota; fair sized ears of good quality....	10	15	90	3 00
✓ Moore Concord. Of strong growth; ears large and well filled.....	10	15	90	3 00
✓ Early Adams. Not a sugar corn, but grown extensively all over the country for market purposes.....	10	15	80	3 00
✓ Early Champion. A new and very desirable sort; ears nearly as large as Evergreen; pure white; only a few days later than Minnesota; very fine for market gardeners.....	10	15	90	3 00
✓ Early Evergreen. By careful selection for a series of years we have produced an early strain of this corn, earlier by six to eight days.....	10	15	1 00	3 50
✓ Early Mammoth. Very large and not very late.....	10	15	90	3 00
✓ Black Mexican. Very sweet and of superior flavor; grains black.....	10	15	90	3 00
✓ Hickox. Earlier than Stowell; large ear, fine quality; plant with Stowell and it will come in ten days earlier.....	10	15	90	3 00



CORN—GENERAL CROP OR LATE VARIETIES

85 to 90 Days

	Per pt.	Per qt.	Per pk.	Per bu.
✓ Stowell Evergreen. Remains green a long time, and is highly prized; one of the most popular varieties	\$0 10	\$0 15	\$0 80	\$2 75
✓ Ne Plus Ultra. Small, but one of the sweetest sorts grown	10	15	1 00	3 25
✓ Late Mammoth. Rank in growth, large ears, rich and sweet	10	15	80	2 75
✓ Egyptian Large and of superior quality; largely used for canning	10	15	80	2 75
✓ Country Gentleman. Same as Ne Plus Ultra, but with large ears of delicious quality	10	15	1 00	3 25
✓ Sweet Fodder Corn. For soiling and ensilage	5	10	60	2 00

WHITE MEXICAN

Do you know the marvelous sweetness of the old Black Mexican? You like its taste, but dislike its color. Well, we have something finer in every way, **superior in sweetness, a pure ivory white color, large as the Minnesota, earlier than the Cory.** It was ready for table use this season in fifty-five days. Originated at Fort Dodge, Iowa. Was placed in our hands for trial and development. We know of nothing its equal for the **Market Gardener.** If you want the finest **Market Gardener's Corn** known, plant **White Mexican.** We control the entire stock. You cannot get it from any one but us or our dealers.

"I planted the White Mexican Sweet Corn you sent me. I have been planting sweet corn for 25 to 30 years. This White Mexican is superior to any extra early sweet corn I ever saw. Was ready to eat in 58 days from planting."
—H. B. SMITH, Odebolt, Iowa."

"I planted your White Mexican this season, at the same time I planted extra early sweet corn from an eastern seed house. I found the White Mexican earlier and superior in every way. Its the finest early corn I ever had."
—DEESING BROS., Marshalltown, Iowa."

FIELD CORN

EARLY VARIETIES

	Per pk.	½ bu.	Per bu.
✓ Pride of the North. Ripens in about 85 days, yellow dent; one of the best corns for the Dakotas and for replanting	\$0 60	\$1 00	\$2 00
✓ Duly's Hybrid. Ripens in 90 days. (See this page for fuller description)	60	1 00	2 00
✓ Improved Yellow Flint. Eighty-five day corn; a very good corn for the far north; small cob; good yielder.	60	1 00	2 00
✓ White Flint. (Old Hominy). Has large silvery white kernels; a very large ear; small cob	60	1 00	2 00

LATE VARIETIES

✓ Iowa Gold Mine. Now a well known standard corn and still one of the very best; ripens in about 100 days; grain, deep rich yellow dent; very small cob; 70 lbs. of ears will shell out 63 to 64 lbs.	60	1 00	2 00
✓ Iowa Silver Mine. One of the very choicest white corns for the Northwest; large, beautiful ears; good sheller; about 100 days	60	1 00	2 00
✓ Leaming. Yellow dent; red cob; deep plump grains, rich golden color; yields 80 to 100 bushels per acre; about 100 days	60	1 00	2 00
✓ Champion White Pearl. A very large, beautiful white dent corn; immense yielder; about 100 days	60	1 00	2 00
✓ Armstrong's Ea. Rose. Fine yielder; beautiful yellow dent	60	1 00	2 00

FARMERS, DAIRYMEN, STOCK RAISERS

TRY THE EVERGREEN SWEET FODDER CORN

The necessity for green fodder is becoming more apparent each year to all dairymen and stock raisers, and the demand for it is increasing in proportion as the ability of our over-taxed lands to supply sufficient pasture grows less. The best thing for the purpose is our

EVERGREEN SWEET FODDER CORN

This variety is generally acknowledged by our best farmers, dairymen and stock growers, as being better and far superior to what is known as either the brand of ensilage corn, Red Cob Ensilage or Southern White Ensilage, from the fact that it grows to an immense size, making a **large, juicy stock**, that is so **very sweet and nutritious** that cattle will eat every part of the stock and leaves with relish, clean to the butt.

Evergreen Sweet Fodder Corn also yields an enormous quantity of leaves, and the stocks are rich in **saccharine matter**—more so than any other variety we are acquainted with.

For prices see above.

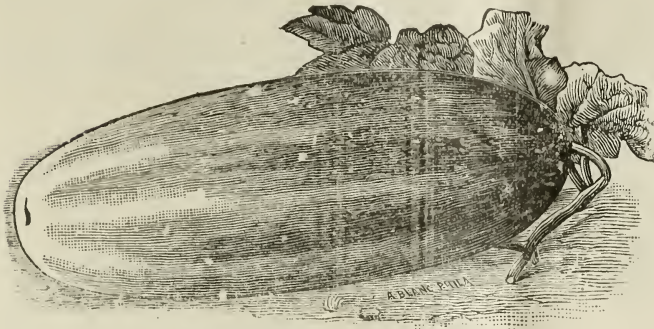
DULY'S HYBRID—(95 DAYS)

We can confidently say that this is without doubt the finest and largest yielding Early Corn ever offered in the Northwest. Kernels, fine golden dent. Yielded with us 75 to 80 bushels per acre. Originated near Sioux City in the Missouri Valley. This may be planted in June and will be out of the way of frost by September 1st. Its yield is sufficiently large to warrant planting for general crop. The man who plants this last of May to 1st of June will always have **Sound Corn.** This corn is nearly as early as the **Pride of the North** and will out yield this sort two to one. Largest and longest eared early corn known.

"I have been planting corn for 30 years. In that time I planted many varieties. For three years I have planted the Duly's Hybrid and have found it the best corn I have ever grown. It never gets caught by the frost—always sound and hard and a big yielder. Its the corn, sure."
—A. J. DAVIDSON."

CUCUMBER

Ready for Use in 40 to 60 Days



IMPROVED WHITE SPINE

CULTURE—For very early, sow seeds in hot beds on pieces of sod, or in small pots, and they can be readily transplanted with a gain of about six weeks before they can be sown in the open ground. Plant out in rich soil when danger of frost is over, or they may be protected by hand glasses, or even by paper held down at the corners with a handful of earth. For general crops, sow in the open ground as soon as the weather is settled and warm, and again every two weeks for a succession. For pickles, sow from the middle of June to the first week in July. Sod land, turned over in the fall, is the best for them. Plant in hills four feet apart, putting a shovel-ful of well rotted manure in each hill.

	Per oz.	¼ lb.	Per lb.
✓ Early Russian. Very early, short; is a valuable variety for small pickles, for which it is often much in demand	\$0 07	\$0 15	\$0 50
✓ Early Short Green. (Or Early Frame). Good for pickling; productive	07	15	50
✓ Early Green Cluster. Fruit small and in clusters; very prolific	07	15	50
✓ Early White Spine. Early, and good for pickling or table use	07	15	50
✓ Improved White Spine. Well flavored and of medium size	07	15	50
✓ Arlington. A selection from the White Spine, being more pointed at each end. The young fruits are unusually crisp and tender, and are of very dark green color, so that the variety is considered by many to be the best for small pickles	07	15	50
✓ Evergreen. Very early and prolific; retains its fine deep green color in all stages of growth	07	15	50
✓ Long Green. Long and crisp; a popular and reliable variety for pickles	07	15	50
✓ Long Green Turkey. Fruit very long and rather slim	07	15	50
✓ Giant Pera. Very long and one of the best for table use	07	15	50
✓ Green Prolific Pickling. One of the best for pickling; dark green, very productive and of uniform small size	07	15	50
✓ Nichols Medium Green. Most symmetrical, and a very fine table sort	07	15	50
✓ Boston Pickling. A favorite eastern sort, of fine quality	07	15	50
✓ Tailby Hybrid. Very long, and superior for family table use	07	15	70
✓ Small Gherkin. Very small burr; used for pickles	10	30	1 25
✓ Japan Climbing. Can be grown on trellis	10	30	1 25
✓ Westerfield Chicago Pickling. Very popular in Chicago market. Color deep green, medium size, prominent spines	07	15	50
✓ Serpent or Snake. Cucumbers grow curled up like a snake, four to five feet long. Quality fair	07	15	50

DANDELION

CULTURE—The Dandelion is a hardy perennial plant, and one of the most desirable early spring salads. Sow in early spring in drills half an inch deep and eighteen inches apart; thin out the plants to twelve inches. Keep clear of weeds during the summer, and the ensuing spring the leaves will be fit to cut. They are best, however, when blanched, which makes them tender and destroys to some extent their bitter taste without in any way impairing the qualities which make them desirable as greens. Per oz., 20c; ¼ lb., 75c; per lb., \$2.00.

ENDIVE

CULTURE—Sow in June, July and August, cover lightly, when up thin out to eight inches apart and water well afterward, if dry. When the leaves are six or eight inches long, blanch by gathering in the hand and tying together near the top with yarn or bast. This must be done when quite dry, or they will rot. At the approach of winter take up carefully, with a ball of earth to each plant, and place close together in frame or cellar for use. They must be kept dry and have plenty of air, or they will rot.

	Per oz.	¼ lb.	Per lb.
✓ Green Curled Winter. Standard sort for fall and winter crop	\$0 20	\$0 50	\$1 50
✓ Broad Leaved. A sweet variety, fall and winter	20	50	1 50

FENNEL, FLORENCE OR NAPLES

CULTURE—Sow in spring in rows sixteen to twenty inches apart. Thin out so as to have the seedlings five or six inches apart, and water as plentifully as possible. The plant is usually eaten boiled. In flavor it resembles Celery, but with a sweet taste and a more delicate odor. Per oz., 15 cts.; per ¼ lb., 40 cts.; per lb., \$1.50.



IMPROVED NEW YORK
PURPLE EGG PLANT

EGG PLANT

CULTURE—Sow in hot beds, very early in spring, and transplant when two inches high into a second bed or into small pots. If that is not done, thin to four inches apart. Do not plant out until the weather becomes perfectly settled and warm. Cool nights or wet weather will check them. Keep some back in frames for a second planting in case of weather changing unexpectedly. Keep plants watered for a few days if the sun is hot when put out. Set out plants three feet by two.

	Per oz.	¼ lb.	Per lb.
✓ Early Long Purple. Of distinct shape and fine quality.	\$0 20	\$0 50	\$1 75
✓ Round Purple. Medium, pear-shaped, pale purple, good.....	25	75	2 25
✓ Improved New York Purple. The best; large oval, deep purple; grown more extensively than any other sort	40	1 00	4 00

LETTUCE

Ready for Use in 40 to 60 Days

Lettuce thrives best in rich, moist ground. For the principal early crop sow the seed in September in the open ground. Transplant when large enough into cold frames, and protect the plants during the winter in the same manner as early cabbage. Set the plants out early in April, or sow the seeds in hot beds in February or March, and transplant into a sheltering border with a southern exposure. For successive crops, sowing may be made in the open ground as early as the spring opens and continuing until July. Always thin out well or the plants will not be strong. When wanted as a cut salad sow the seeds thickly in rows or broadcast.



GRAND RAPIDS

	Per oz.	¼ lb.	Per lb.
✓ Cold Frame White Cabbage. For starting in cold frames and setting out in early spring; extensively used by market gardeners.....	\$0 10	\$0 20	\$0 75
✓ Early Curled Simpson. A leading early sort; very tender	10	20	75
✓ Black Seeded Simpson. A superior variety; large and of light color.....	10	20	75
✓ American Gathering. Twisted and curled leaves; fine variety, either for early or late sowing.....	10	20	75
✓ Early Prize Head. Bright green, tinged with brownish red; tender, crisp, large loose head.	10	20	75
✓ California Cream Butter. Round, solid heads, medium green, good size, compact; rich but-tery taste	10	20	75
✓ Early Curled Silesia. An early erect growing, clustering variety, which may be sown very thick and cut while the plants are very young, at which time they are exceedingly tender, sweet and well flavored; color light green.....	10	20	75
✓ Tennisball White Seed. A well known forcing variety.	10	20	75
✓ Tennisball Black Seed. Forms close, hard heads; good for forcing.....	10	20	75
✓ White Summer Cabbage. Close heads, of good size; fine for summer.....	10	20	75
✓ Salamander Head. Fine compact heads, which resist the summer heat admirably; is very popular in some sections.....	10	20	75



LETTUCE—CONTINUED

	Per oz.	¼ lb.	Per lb.
✓ Grand Rapids Forcing. Large tender heads; one of the best for early forcing.....	\$0 10	\$0 20	\$0 75
✓ Deacon. A large solid Cabbage-Lettuce for summer.....	10	20	75
✓ Improved Hanson. Very large and solid; sweet, crisp and tender; withstands the hot sun well.....	10	20	75
✓ Denver Market. An early variety for forcing or open ground. Large solid head; the leaves are beautifully marked and blistered; very crisp and tender.....	10	20	75
✓ Paris White Cos. Fine if sown very early; requires tying up to blanch.....	10	20	75

KALE OR BORECOLE

CULTURE—Cultivated and grown exactly like Cabbage. Sow early in the spring in a hot bed, and when from one to two inches high transplant into a bed or border that has been highly manured and deeply dug. The plants should stand two feet apart in rows three feet apart. The soil should be kept mellow and free from weeds. Cover with litter or leaves during the winter. Plants started and grown in this way should be fit to blanch the following spring. The seed may also be sown early, in the open border, and transplanted in rows (as directed above) as soon as out of the seed leaf; but they will need to be a year older than the hot bed plants before being fit to blanch. Sea Kale is not fit to eat till it has been blanched, either under large pots or by banking up with sand. The mid-ribs are the parts eaten. They are cooked like Asparagus and usually served with drawn butter.

	Per oz.	¼ lb.	Per lb.
✓ Ex.-Curled Dwarf German Greens. Very dwarf and spreading; best strain.....	\$0 10	\$0 25	\$0 80
✓ Curled Tall Green Scotch. A taller growth of the above. Late variety.....	10	20	75

KOHLRABI

CULTURE—This is an excellent vegetable and should be grown in every garden. Sow in spring, in rows eighteen inches apart, afterwards thinning the plants to eight or ten inches. If the weather is suitable the thinnings may be planted, but it is considered difficult to transplant. Keep the weeds down and when the thickened stem above ground is two or three inches through they are fit to eat, and should be used at once, being tough when old. They are cooked the same as Turnips, and, when well grown and used at the proper stage, are tender and very palatable.

	Per oz.	¼ lb.	Per lb.
✓ Early White Vienna. Handsome and delicate: white ball.....	\$0 20	\$0 75	\$2 50
✓ Early Purple Vienna. Very good sort.....	20	95	3 00

LEEK

CULTURE—Sow very early in the spring in drills six inches apart and one inch deep. Thin out to one inch. When about seven inches high transplant them in rows twelve inches apart and as deep as possible; but do not cover the young center leaves. Water thoroughly, if dry when planted out. Draw earth up to them as they grow; rich soil is required. Take up and store in earth in a cool cellar before winter weather. The seed may also be sown in September, and the young plants transplanted in spring to where they are to remain.

	Per oz.	¼ lb.	Per lb.
✓ Best Large Flag Winter. Hardy and productive.....	\$0 20	\$0 60	\$2 00
✓ Musselburg. A large standard sort; remains long in good condition.....	20	60	2 00
✓ Large Carentan. A superior variety with distinct and dark colored leaves; stout in habit and hardy.....	20	60	2 00



LEEK


MUSHROOM SPAWN

CULTURE—Mushrooms may be grown in cellars, under benches of green houses or in sheds wherever the temperature of fifty degrees can be kept up through the winter. The beds should be made from November to February, according to the time the Mushrooms are wanted, and it requires about two months for them to begin bearing. Secure fresh horse dung, free from straw and litter, and mix to an equal bulk of loam from an old pasture with it. Keep this under cover, taking care to turn it every day to prevent heating, until the pile is large enough to make a bed of the required size. Three or four feet wide, eight inches deep and any length desired, are the proper proportions for a bed; but these may be varied. Prepare the mixture of loam and manure, making the bed in layers and pounding down each with the back of the spade. Leave this to heat through for a few days, and as soon as the heat subsides to ninety degrees make holes in the bed about a foot apart each way, into which put pieces of spawn two or three inches in diameter; fill up the holes with the compost, and at the expiration of a week or ten days the spawn will have thoroughly diffused itself through the bed. Spread a layer of fresh soil over the heap to the depth of two inches, and cover with three or four inches of hay, straw or litter. Examine the bed often to see that it does not get dry. Take special care, however, when water is given, that it be at a temperature of about one hundred degrees.

English Spawn.....12 cts. per lb., 10 lbs. for \$1.00, 100 lbs. for \$8.00

MELON—MUSK

CULTURE—Select a light, sandy, rich soil, and after all danger of frost is over, and the ground has become warm and dry, plant in hills four to six feet apart each way, six to twelve seeds to the hill. When up, and all danger of insects has passed, pull out all but three plants. Cultivate until the vines cover the ground and pinch the ends of the growing shoots to induce early fruiting. Ashes, lime or even dry road dust, is excellent to sift over the young plants when the dew is on, to prevent the attacks of insects. A few hills for early use may be had by sowing in hot beds on pieces of sod or in pots. The seed may also be started out of doors under hand frames or glasses.



ROCKY FORD

It is quite important that proper soil be selected for growing Musk Melons, as on heavy soil the quality will be poor.

	Per oz.	¼ lb.	Per lb.
✓ Golden Netted Gem. Very early, small and of fine flavor; green flesh.....	\$0 07	\$0 15	\$0 50
✓ The Surprise. Early, oblong with rich orange flesh of good quality.....	07	15	50
✓ White Japan. Early, with light green flesh and white skin.....	07	15	50
✓ Jenny Lind. Small but very early and of good quality; green flesh.....	07	15	50
✓ Green Nutmeg. Named from its shape, green flesh, sweet, good for main crop; early..	07	15	50
✓ Late Hackensack. Large, round and of good quality; a popular variety.....	07	15	50
✓ Extra Early Hackensack. Ripens ten days earlier than the Hackensack; very early.....	07	15	50
✓ Osage. Cocomat shaped, yellow flesh, light green, netted skin, good quality; intermediate.....	07	15	50
✓ Bay View. Very prolific and of great size; oblong, green flesh, late.....	07	15	50
✓ Skillman Netted. Very early, oval in shape, flesh deep green, sweet and delicious.....	07	15	50
✓ Orange Christian. One of the finest orange sorts; round, very sweet and very early.....	07	15	50
✓ The Banquet. Beautifully netted, medium sized; flesh rich salmon, fine quality.....	07	15	50
✓ Delmonico. Oval, deeply netted, large size, orange flesh.....	07	15	50
✓ Baltimore Market. Oblong; orange flesh, of fine quality, intermediate.....	07	15	50
✓ Netted Beauty. Extra early, densely netted; flesh pale green.....	07	15	50
✓ Emerald Gem. Small, extra early; smooth ribbed, dark green skin and orange flesh; quality first rate; very sweet..	07	15	50
✓ Green Montreal. Large, round, netted, flesh thick and light green; late.....	07	15	50
✓ Long Yellow Cantaloup. Yellow flesh, well adapted for the north; late.....	07	15	50
✓ Banana Citron. Cucumber shaped, highly perfumed, of indifferent quality; late.....	08	25	50
✓ Mango Melon or "Vine Orange." (Also called "Vegetable Peach.") Size, shape and color of an orange; thick, meaty flesh. Besides its use for preserving or pickling, it can be fried like Egg plant when partly ripe.....	08	25	60
✓ Pineapple. Medium sized, oval shaped, tapering to stem; flesh green, very thick; delicate and exceedingly high flavored; intermediate.....	07	20	60



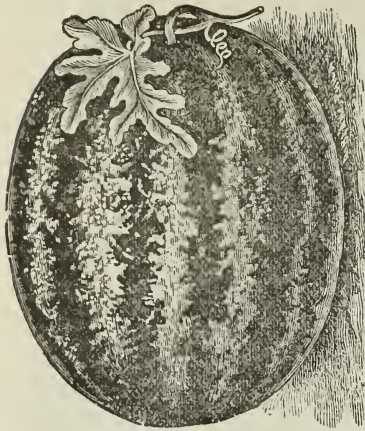
GREEN NUTMEG

MELON—MUSK—CONCLUDED

	Per oz.	¼ lb.	Per lb.
✓ Shumway's Giant. Very large, cream yellow, very distinct, salmon colored flesh, sweet and luscious.....	\$0 08	\$0 20	\$0 60
✓ Rocky Ford. This is the most popular of the basket melons; oval, lightly ribbed, densely covered with course netting, flesh thick, green and sweet, highly flavored.....	08	20	60
✓ Paul Rose or Petofsy. Unsurpassed in quality, unexcelled for shipping, flesh firm, rich orange color, covered with dense netting, not ribbed.....	08	20	60
✓ Princess. Salmon fleshed, very distinct, nearly round, dark green, netted, sweet and luscious.....	07	20	60

MELON—WATER

Ready for Use in 60 to 90 Days



KOLB'S GEM



DIXIE

CULTURE—Treat the same as Musk Melon, except that they should be planted eight or ten feet apart, according to variety.

✓ Hungarian Honey. A very early sort from Hungary; fine for northern latitudes; perfectly round; flesh brilliant red; seeds very small.....	Per oz.	¼ lb.	Per lb.
✓ Gray Monarch or Long Light Icing. Largest Melon grown; crimson flesh; fine, late.....	\$0 05	\$0 15	\$0 50
✓ Kolb Gem. Large; bright red flesh, of fine quality and a good shipper; intermediate.....	05	15	40
✓ Pride of Georgia. Round, large, crisp; bright red flesh; intermediate.....	05	15	45
✓ Stoke's Extra Early. A distinct melon; earliest of all, nearly round, dark green skinned, delicious sugary flavor, seed small; one of the best for the north.....	05	15	40
✓ Mountain Sweet. Large oval variety; green rind, flesh scarlet; sweet and delicious; fine for home garden.....	05	15	40
✓ Sweetheart. One of the best early shipping melons; fruit large, oval, mottled, light green; flesh bright red, firm, melting and sweet.....	05	15	40
✓ Melver's Sugar. Resembles the Rattlesnake but is very much superior; fine shipper.....	05	15	40
✓ The Boss. Oblong, dark green; flesh deep scarlet, and thin rind; intermediate.....	05	15	40
✓ Dark Icing. Solid, with thin dark green skin; of superior quality; white seed; early.....	05	15	40
✓ Light Icing. Round; pink flesh, of fine quality.....	05	15	40
✓ Mammoth Ironclad. Long, very large, late; red flesh; good shipper.....	05	15	40
✓ Peerless or Ice Cream. Very early; red flesh; good home melon.....	05	15	40
✓ Phinney's Early. Early and of fine quality; red flesh; fine for the north.....	05	15	40
✓ Volga. Pale green skin and flesh; late.....	05	15	40
✓ Dixie. A new melon of excellent quality; very large and solid; flesh red; intermediate.....	05	15	40
✓ Kentucky Wonder. Oblong, dark green skin; scarlet flesh.....	05	15	40
✓ Seminole. Very large; quality first rate; intermediate.....	05	15	40
✓ Cuban Queen. Solid and heavy; skin marked regularly; excellent quality; early.....	05	15	40

MELON—WATER—CONCLUDED

	Per oz.	¼ lb.	Per lb.
✓ Black Spanish. Large, roundish, nearly black, dark red flesh; early.....	\$0 05	\$0 15	\$0 40
✓ Sweet Mountain. An old and reliable sort; flesh red; late.....	05	15	40
✓ Florida Favorite. A superior strain; improvement on Rattlesnake; intermediate.....	05	15	40
✓ Georgia Rattlesnake. Oblong, dark and striped; bright red flesh; late.....	05	15	40
✓ Citron. Round and handsome; for preserving; red seed.....	05	15	40
✓ Cole's Early. Very early; very sweet; fine home melon.....	05	15	40
✓ Keckley's Sweet. Oblong; rich dark green; flesh bright scarlet; very sweet.....	05	15	40
✓ Black Boulder. Nearly round; very large; black green; fine shipper.....	05	15	40
✓ Black Diamond. Very fine color; good shipper.....	05	15	40
✓ Jones' Jumbo. Very large; fine green color; meat deep red; fine shipper.....	05	15	40
✓ Duke Jones. Early; large round; fine flavor; fine shipper.....	05	15	40
✓ Fordhook Early. An extra, of extra fine flavor, and large size, color a uniform medium green; average weight 30 to 40 lbs.....	05	15	40

MARTYNIA

For Pickles

CULTURE—Sow in May in the open ground, three feet apart in each direction, where the plants are to remain; or the seed may be sown in a hot bed and the seedlings afterward transplanted. Both varieties are productive and fine for pickles. Pick when small and tender, and preserve the same as cucumbers.

	Per oz.	¼ lb.	Per lb.
Proboscidea.....	\$0 25	\$0 75	\$2 50

MUSTARD

CULTURE—Sow thickly during early spring, in shallow drills, and press the earth well down. For fall salad, sow in September, or in frames or boxes during the winter.

	Per oz.	¼ lb.	Per lb.
✓ Black. These seeds form the mustard of commerce.....	\$0 05	\$0 10	\$0 20
✓ White London. Leaves used for salad while young; grows very rapidly.....	05	10	20
✓ Giant Southern Curled. Very large leaves.....	05	10	30

NASTURTIUM

CULTURE—Sow as soon as all danger of frost is past, in drills about an inch deep. The tall kinds require fences or poles on which to climb. The seeds are used in flavoring pickles or as a substitute for Capers.

	Per oz.	¼ lb.	Per lb.
Tall Mixed.....	\$0 15	\$0 40	\$1 25
Dwarf Mixed.....	15	40	1 25

OKRA OR GOMBO

CULTURE—Sow late in the spring, after the ground has become warm, in drills three feet apart, where the plants are to remain. Thin out from nine to twelve inches. They should be well manured. They may be also raised in pots or a hot bed and transplanted.

	Per oz.	¼ lb.	Per lb.
✓ Dwarf Green.....	\$0 10	\$0 20	\$0 50
✓ Long Green.....	10	20	50
✓ Early Dwarf.....	10	20	50

ONION SETS, TOPS, ETC.

CULTURE—Onion sets and tops should be planted near the surface, in drills about twelve inches apart and four inches in the rows. They must have high culture for the best results. These last are valuable for early use and where onions from seed cannot be raised the first year, they are essential.

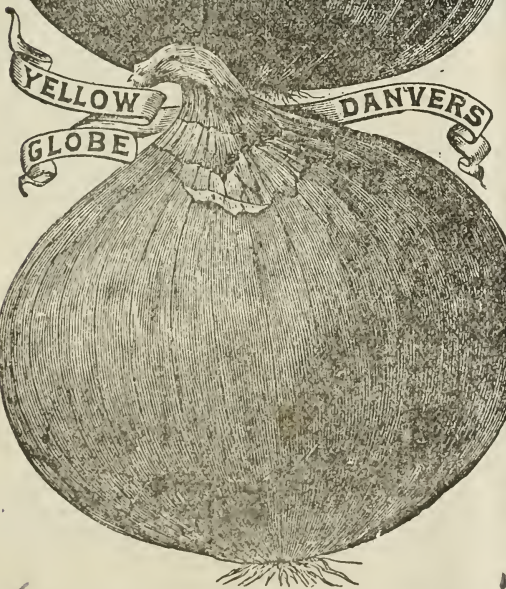

Yellow Onion Sets, Bottom.....			
White Onion Sets, Bottom.....			
Red Onion Sets, Bottom.....			
White Potato Onions.....			
Yellow Potato Onions.....			
Top or Button Onions.....			

WRITE FOR
PRICES IN
FEBRUARY

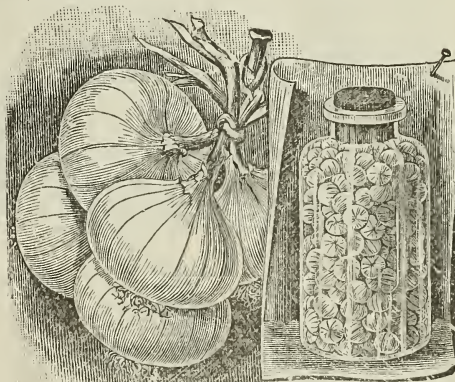
ONION

Ripens in 65 to 120 Days

CULTURE—Sow in rich sandy soil, in drills one foot apart, as soon as the ground can be worked in spring. Thin to three or four inches, using the rake and hoe frequently to keep down the weeds.



	Per oz.	¼ lb.	Per lb.
✓ White Barletta. A small white Italian sort; the earliest of all; fine for pickling	\$0 15	\$0 40	\$1 50
✓ New Queen. Very early small white sort; the best pickling	15	40	1 50
✓ Large White Portugal. Standard sort, flat	20	60	2 25
✓ Large White Globe. Large Southport strain	20	60	2 00
✓ Giant White Tripoli. Very large white	15	40	1 50
✓ White Flat Bermuda. Very early	15	40	1 50
✓ Red Flat Bermuda. Very early	15	40	1 50
✓ Early Red Flat. Color of the Wethersfield; very early	15	40	1 25
✓ Large Red Globe. Southport strain; one of the best reds; good keeper	15	40	1 50
✓ Large Red Wethersfield. Half-early, and a good keeper; standard sort	15	30	1 00
✓ Giant Rocco, Light Red. Productive and mild; of very large size	15	40	1 50
✓ Giant Rocco, Yellow. Same as above, save in color	15	40	1 50



NEW QUEEN PICKLING

✓ Yellow Danvers. (Flat.) A standard sort; rather oval; early and good keeper	15	30	1 00
✓ Yellow Globe Danvers. Of more globular shape; keeps well	15	30	1 00
✓ Large Yellow Globe. Southport strain; large, firm, mild; good keeper	15	40	1 75
✓ Yellow Strasburg. Fine keeper; the great set onion	15	30	1 00
✓ Maul's Prizetaker. Very large, beautiful onion; white flesh, skin straw color; sweet, mild, tender; keeps medium	20	40	1 50
✓ Globe Wethersfield. Cross between Red Wethersfield and Large Red Globe; very beautiful onion, fine keeper, excellent flavor; nothing finer for the market gardener	20	40	1 75
✓ Early Red Globe. Fine onion; mild and tender; not good keeper	20	30	1 00

✓ **Mammoth Silver King.** Very large; white skin and flesh, mild flavor, flat shape; frequently weighs three pounds

✓ **Australian Brown. The Great Set Onion.** A grand new onion from Australia. This is a truly remarkable variety, remarkable in three ways: First, they ripen extremely early; second, they keep almost indefinitely, much longer than will any other onion; third, they never make any thick necks or scullions. These points are alone sufficient to insure its popularity, but in addition, the onion is of unusually fine quality and very attractive appearance. This onion has kept perfectly sound till the next crop was grown, so that sound onions grown in two successive seasons have been placed side by side

15 30 1 00

PEAS

Ready for the Table in 50 to 70 Days

CULTURE—A week may be gained in earliness by sowing a quantity in moist sand, placed in a box in the cellar, and planting outside when well sprouted. Light dry soil, not over-rich, suits the Pea. Sow as early as the ground can be worked, and again every ten days for succession, up to the first of June, after which there is danger from mildew. Sow in single or double rows, from four to six feet apart, according to the different heights, about an inch apart in the rows (except such sorts as we note to sow thin) and four inches



NOTT'S EXCELSIOR

The Best Early Wrinkled Pea Sold.

beetles lay their eggs on the young pods and the larvæ, as soon as hatched, make their way through the pods into the nearest peas. They do not, as is sometimes supposed, destroy the germ, for peas will grow if they are infested, but the plant is likely to be more feeble, and for this reason will not produce as large a crop as if free from the weevil.

Peas marked thus (*) are wrinkled.

deep. Hoe often and keep the ground clean and fine. The tall sorts can be made to bear more freely by pinching in. The dwarf varieties may be grown in beds like Bush Beans, with rows about the same distance apart. The holes which are sometimes found in peas are caused by the Pea Weevil (*Bruchus pisi*) This insect is a native of this country, but, as usual with such pests, has spread rapidly, and is now found nearly all over the world. The

GRADUS

Per pt. Per qt. ¼ bu. 1 bu.

*Gradus. A new English variety of the wrinkled peas. It is very hardy, so much so that, unlike most of its type, it can be planted extremely early. The vine grows about 2½ feet high, is vigorous and very productive. The pods are large and well filled with good sized peas, seven to nine usually in a pod. The Gradus is the earliest wrinkled pea in cultivation and one of the most delicious in quality. . . . \$0 30 \$0 50 \$5 00 \$12 00

NOTT'S EXCELSIOR

The Finest Dwarf Wrinkled Extra Early Variety

It is the best of recent introductions; vines are larger and more vigorous than the American Wonder, while the pods are fully one-third larger, containing six to eight fine large peas, packed so closely together in the pods that the peas are always more square than round. The pods are always well filled with peas, which in sweetness and quality have no equal, being superior to any other wrinkled sort.

EXTRA EARLY PEAS

	Height in ft.	Per pt.	Per qt.	Per pk.	Per bu.
*Nott's Excelsior. The finest Dwarf Wrinkled Extra Early variety.	¾	\$0 20	\$0 30	\$2 25	\$8 00
*Rural New Yorker. Very early; prolific and uniform in ripening.	2½	15	25	1 50	5 50
*First and Best. Early, resembling Rural New Yorker.	2½	15	25	1 50	5 50
*Alaska. One of the very earliest blue Peas; quite productive.	2½	15	25	1 50	5 50
*Alpha. An extra early wrinkled Pea; sow thick.	3	15	30	1 50	5-50
*American Wonder. Nearly as early as Alaska, good yielder, extra quality	¾	15	25	2 25	8 00
*Little Gem. McLain's very desirable early Pea, great producer, good quality	1¼	15	25	2 00	7 00
*Premium Gem. Earlier than Little Gem; better quality, great producer	1	15	25	2 00	7 00
*Extra Early Tom Thumb. Well known old variety.	¾	15	25	1 75	7 00

EARLY AND MEDIUM PEAS

	Height in ft.	Per pt.	Per qt.	Per pk.	Per bu.
✓ McLain Advancer. A fine standard sort of excellent quality	2½	\$0 15	\$0 25	\$1 75	\$6 00
✓ Horsford Market Garden. On the style of Advancer, very prolific.....	2½	15	25	1 75	6 00
✓ Everbearing. Long pods and large Peas; sow thin	2½	15	25	1 75	6 00
✓ Abundance Bliss. Medium Early, very fine.....	1½	15	25	1 50	5 50
✓ Telephone. Very valuable, vigorous grower, pods large, peas sweet and tender.....	4	15	25	1 50	5 50

LATE PEAS

✓ Champion of England. A well known standard variety; sow thick	5	15	25	1 40	5 00
✓ Heroine. Large full pods, enormously productive.....	2½	15	25	1 75	6 00
✓ Yorkshire Hero. A spreading variety, very productive; sow thin	2½	15	25	1 50	5 00
✓ Melting Sugar. One of the best edible pod sorts.....	4	15	25	1 75	7 00
✓ Mammoth Sugar. Gray seed, immense, edible pods.....	5	15	25	1 50	5 00
✓ Tall Sugar. White seed, edible pods.....	5	15	25	1 75	7 00
✓ Dwarf Wrinkled Sugar. Large well filled pods, very productive.....	1½	15	25	1 75	7 00
✓ Stratagem. The finest second early, vigorous and productive, 8 to 10 large peas in pod, unsurpassed in quality.....	2 to 3	15	25	1 75	6 00
✓ Marrowfat, Black-Eyed. The best marrowfat.....	4 to 5	10	20	80	3 00
✓ Marrowfat, White. An old standard sort, quality inferior, great yielder .	4 to 5	10	20	80	3 00

PEPPER

CULTURE—Sow in hot beds in March, and when the soil has become warm set in rows two feet apart and eighteen inches in the rows; hoe frequently and keep down all weeds. The plants may also be forwarded in small pots.

	Per oz.	¼ lb.	Per lb.
✓ Sweet Golden Queen. Very handsome and distinct, and of mild flavor.....	\$0 20	\$0 60	\$2 25
✓ Ruby King. Beautiful bright red large fruit, mild, one of the best; fine for pickles	20	60	2 25
✓ Large Squash. Productive; much used for pickles.....	20	60	2 25
✓ Long Red Cayenne. Bright red, very productive	20	60	2 25
✓ Large Bell (or Bull Nose). Large and mild; excellent for pickling.....	20	60	2 25
✓ Procopp Giant. Very large size and brightly colored fine flavor.....	30	1 00	3 00
✓ Red Cherry. Cherry shaped; for pickles, for which they are largely used.....	25	75	2 50
✓ Red Cluster. A new type of Chili, with upright bright red fruits.....	20	60	2 25
✓ Sweet Mountain. Large, regular and of mild flavor, one of the best for pickling.	20	60	2 25
✓ Celestial. A Chinese Pepper; at first fruit is yellow, and when fully matured becomes a deep scarlet.....	25	75	2 50



PARSNIP

Ready for Use in About 80 Days

CULTURE—Sow as early in the spring as the ground can be worked, in rich soil, in drills eighteen inches apart. The ground should be well and deeply dug. Thin to six or eight inches in the rows. Hoe and cultivate often to keep down the weeds.

	Per oz.	¼ lb.	Per lb.
✓ Hollow Crown. A market gardener's strain.....	\$0 10	\$0 20	\$0 50
✓ Maltese. One of the best sorts; not quite as long as the Long White	10	20	50
✓ Long Smooth White. Long white; smooth, no side roots; tender and excellently flavored.	10	20	50
✓ Student. A half long variety of delicious flavor.....	10	20	50



PARSLEY

CULTURE—Soak the seeds a few hours in luke warm water, and sow early in spring and until the middle of July, in drills one foot apart. Thin out the plants to four inches. To preserve in winter transplant to a light cellar or cold frame.

	Per oz.	¼ lb.	Per lb.
✓ Double Curled. Superior	\$0 10	\$0 20	\$0 75
✓ Champion Moss Curled. Very pretty and one of the very best.....	10	20	75
✓ Fern-Leaved. Fine curled.....	10	20	75
✓ Hamburg or Rooted. Edible roots; much like parsnips.....	10	25	75

PUMPKIN

CULTURE—May be planted middle of spring, among corn or in the field or garden, in hills eight or ten feet apart each way, four seeds in a hill. In other respects are cultivated in the same manner as melons and cucumbers. Avoid planting them near other vines.



CHEESE PUMPKIN

	Per oz.	¼ lb.	Per lb.
✓ Large Cheese. Flat; one of the best varieties for family use, good keeper	\$0 05	\$0 15	\$0 40
✓ Sweet or Sugar. Fine-grained, sweet and prolific; small yellow; best for pies	5	15	40
✓ Quaker Pie. Fine for pies, very prolific and a good keeper	5	20	60
✓ Striped Cushaw. Medium size, crookneck, very productive	5	20	60
✓ Red Etampes. Medium size, flat, fine for cooking	5	30	90

CONNECTICUT FIELD

- ✓ Mammoth Potiron. Grows to an enormous size, 150 to 175 pounds; fine for exhibition
- ✓ Mammoth Tours. A very large French variety
- ✓ Tennessee Sweet Potato. Bell-shaped; thick, white flesh; fine for pies
- ✓ Connecticut Field. Grown for stock; productive

RHUBARB

CULTURE—Sow seed in a cold frame, in a fine, rich, sandy loam, about the first of March, in drills four inches apart. Keep the frame covered during nights and cold days, so that the soil will not freeze, and in six to eight weeks the plants will be large enough to set in the open ground. Transplant to a rich soil, and set in rows twelve inches apart and twelve inches in the rows. The following spring transplant again to four or five feet apart each way, and the next spring the stalks will be large enough to pull. When roots are set out plant them four or five feet apart each way, and keep the weeds down. If roots are used a crop may be had after one season, which is much better than sowing seeds where only a few plants for family use are need-d. In the fall the bed should have a thick dressing of course manure to be spaded under in spring.



	Per oz.	¼ lb.	Per lb.
✓ Mammoth. Very large, but good quality	\$0 20	\$0 40	\$1 25
✓ Linnaeus. The earliest	20	40	1 25
✓ Victoria. Very fine in quality, but small	20	40	1 25
✓ Roots, per doz., 60 cts.; per 100, \$4.00.			

SALSIFY OR VEGETABLE OYSTER


CULTURE—Sow as early as the ground can be worked in the spring, in drills twelve inches apart, one inch deep, and thin out to six inches in the row. Keep them free from weeds. Cultivate the same as for Carrots and Parsnips. A part of the crop may be left in the ground till spring, when it will be found fresh and plump. The roots are cut into pieces half an inch long, boiled till tender, and then served with drawn butter, in which way it is a delicious vegetable. They are also mashed and baked like Parsnips, and have a sweet, agreeable flavor. Mashed and fried, the flavor is much like that of the oyster.

	Per oz.	¼ lb.	Per lb.
✓ Long White French	\$0 10	\$0 30	\$1 00
✓ Mammoth Sandwich Island. Large and superior	15	40	1 50

SALSIFY
MAM. SANDWICH ISLANDS

RAPE

DWARF ESSEX



A most profitable forage plant. We can think of no simple change which would do more to increase the profitableness of American farming than a more general use of Dwarf Essex Rape. It is an inexpensive crop, costing but little for seed or cultivation, is very hardy, can be made to take the place of some crop that has failed, and will yield an enormous crop of forage, or it can be sown after harvest as a cover crop, and, when fed off by stock, particularly sheep, will rapidly restore the fertility of exhausted soils. It is important that the true biennial Dwarf Essex Rape should be used, and not the annual sort, which is not only much less valuable as a crop, but which, when once introduced, becomes a pernicious weed very difficult to eradicate.

We handle only one variety of Rape, the Dwarf Essex, which is a biennial, and one of the most profitable plants to use for green manuring

and pasture. There is no plant which will give as heavy a yield of forage at such a small cost as this, and its general cultivation would add largely to the profits of American farms. When fed off by sheep it will probably do more to restore and make profitable exhausted soils than any other plant. Beware of the worthless annual variety that is often sold and which is worthless for forage.

RAPE in general appearance is much like the Rutabaga—so far as tops are concerned—but there are no tubers. Grows from 2 to 2½ feet high. Sheep, cattle or hogs are turned in in about eight weeks after sowing. The usual precautions should be taken against bloating—putting them on but a short time at first and gradually extending the time until they can remain all the time.

CULTURE—Prepare the ground as for turnips and sow in June or July, with a turnip drill, in rows two and one-half feet apart, at the rate of two and one-half pounds of seed per acre. It may be sown broadcast at the rate of five pounds per acre.

MANY FARMERS are sowing Dwarf Essex Rape with their wheat or other spring sowing crops, putting it right in the drills with the grains sown. The Rape plants do not develop sufficiently to interfere with the growing grain, but after harvesting comes on rapidly. It does well to sow after the corn has been laid by and when the corn has been husked it furnishes the very best pasturage, in connection with the stalks.

SOIL—Does not do well on all kinds of soils. Makes the best growth on slough soils, in which there is ample moisture. Makes the least growth on stiff clay soils. On the black soils of the prairies it does exceedingly well.

TIME—In the northwest for pasture purposes it is best to sow it from June 15th to July 25th—about July 1st the best—unless it be sown at the time of putting in oats or spring wheat, in which case it does not develop much till after the crops are cut.

One pound, 15 cts., ten pounds, \$1.25. For larger lots write for prices.

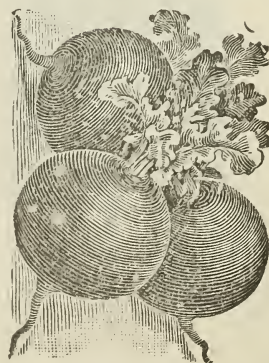
RADISH

Ready for Use from 18 to 45 Days

CULTURE—Sow as soon as the ground is dry in the spring, in light, rich soil, in rows eight to twelve inches apart, every week or ten days for a succession, up to the middle of June, after which they are but little used, unless a cool northern spot can be had where the ground is shaded during part of the day. Sow also in early fall for late crops and winter use.

Those marked thus (*) are best suited for market gardeners.

	Per oz.	¼ lb.	Per lb.
*Turnip Early Scarlet. Very early, crisp, good forcing. . .	\$0 10	\$0 20	\$0 60
*Turnip Early Deep Scarlet. Very early; used for forcing. .	10	20	60
*Turnip Early Scarlet White-Tipped. Very early for frames or outdoors. This is one of the best for market gardeners.	10	20	60



NON PLUS ULTRA

RADISH—CONCLUDED



Those marked thus (*) are best suited for market gardeners.

Per oz. ¼ lb. Per lb.

*Rose Gem. One of the very best for market gardeners Very early; tender; beautiful scarlet, shading off into a white tip.....	\$0 10	\$0 20	\$0 60
*Turnip Early Non Plus Ultra. Extra early scarlet forcing; short leaved	10	20	60
*Turnip Early Deep Blood Red. Extra early forcing sort.....	10	20	60
*Turnip Early White or Box. Suitable for forcing; flesh pure white and sweet.....	10	20	60
Turnip Yellow Summer. Dull yellow, fine flesh.....	10	20	60
Turnip Golden Summer. Smooth and bright skin.....	10	20	60
Turnip Gray Summer. Good solid summer sort.....	10	20	60
Olive-Shaped French Breakfast. Pink and white; early; standard sort..	10	20	60
Olive-Shaped White. Mild and fine for summer.....	10	20	60
*Long Scarlet Short Top. Very long and crisp; for frames or open ground.....	10	20	60
*Long Brightest Scarlet. White tipped; very bright and beautiful.....	10	20	60
*Long Scarlet Chartier White Tipped. Shades from crimson to white; tender.....	10	20	60
*Long Wood Early Frame. Long, red, crisp, and good for forcing.....	10	20	60
*Long White Vienna or Lady Finger. Crisp and tender in summer. One of the best.....	10	20	60
*The Icicle. A new introduction of the Long White. Beautiful ivory white color; fine slender form; quality excellent; very early. A very fine market sort.....	10	20	60
*White Strasburg Summer. Very large; the German's favorite; quality fine.....	10	20	60
*White Stuttgart Summer. Very early and very large.....	10	20	60
*Winter Rose China. Very handsome and distinct, and keeps well.....	10	20	60
*Winter Long Black Spanish. The popular winter sort..	10	20	60
*Winter Round Black Spanish. Fine for winter.....	10	20	60
*Winter Large White Spanish. Fine for winter.....	10	20	60
*Winter California White Mammoth. A very large white winter variety.....	10	20	60



CHARTIER

SORREL

CULTURE—Sow in spring, in drills eighteen inches apart, in a rich soil, and keep the flour stems cut off as they appear. It remains in the ground year after year and only needs to be taken up and divided once in four or five years. To be cut and cooked precisely like Spinach; or it is excellent cooked with it, one-third Sorrel to two-thirds Spinach. Very nice to be eaten after it has become cool. Inasmuch as the hot sun tends to increase its acidity, a northern exposure is preferable.




WHITE STRASBURG SUMMER

	Per oz.	¼ lb.	Per lb.
Garden	\$0 15	\$0 40	\$1 25


SQUASH

Ready for Use in 40 to 60 Days.

CULTURE—Sow in hills in the same manner and at the same time as Cucumbers and Melons; the bush varieties three to four feet apart, and the running kinds from six to nine feet apart.

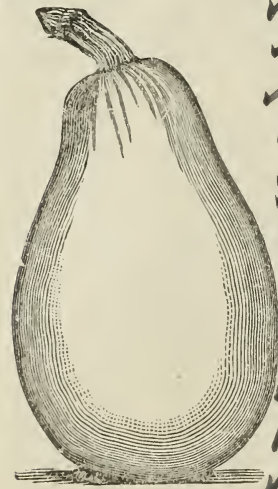


GOLDEN SUMMER CROOKNECK



HUBBARD

	Per oz.	¼ lb.	Per lb.
✓ Early Golden Bush Scallop. Fine for summer use; not as early as the White.....	\$0 10	\$0 20	\$0 60
✓ Early White Scallop Bush. A good early shipping variety. Best scallop.....	10	20	60
✓ Golden Summer Crookneck. One of the very best summer squashes.....	10	20	60
✓ Egg Plant Bush Squash. A white-fleshed bush variety; oval in shape; suitable for frying like Egg Plant.....	10	20	60
✓ Early Orange Marrow. An improved Boston Marrow. Quite distinct, very early and of most delicious flavor; suitable for fall or winter.....	10	20	60
✓ Boston Marrow. Oval; bright orange; flesh yellow and fine.....	10	20	60
✓ Hubbard. Well known and liked for late use; of superior quality.....	10	25	80
✓ Warty Hubbard. More warty, harder shell, better keeper, true stock.....	10	25	80
✓ Red or Golden Hubbard. Fine reddish or golden color, large size, fine quality.....	10	25	80
✓ The Faxon. Medium size, very early and productive; orange flesh of fine quality.....	10	25	75
✓ Turban. Orange yellow flesh of good flavor.....	10	20	60
✓ Bay State. With hard, blue shell; for fall and winter....	10	20	60
✓ Pike's Peak or Sibley. Thick, bright orange flesh; fine winter sort.....	10	20	60
✓ Essex Hybrid. A good fall and winter sort.....	10	20	60
✓ Marblehead. Resembling the Hubbard, but has gray skin.....	10	20	60
✓ Perfect Gem. Round, white, fine quality, productive; good either for fall or winter.....	10	20	60
✓ Fordhook. One of the best winter Squashes; fine quality; bright yellow.....	10	20	60
✓ Pineapple. Peculiar shape, white skin and flesh; fine late sort.....	10	20	60
✓ Canada Crookneck. Small, well known winter sort, green skin.....	10	20	60
✓ Mammoth Chili. Grows to an enormous size; rich, orange yellow.....	10	20	60



FORDHOOK

SPINACH

CULTURE—Sow in early spring, in drills a foot apart, every two weeks for a succession, and as it grows thin out for use. For fall use, sow in August, and for winter crop in September. Cover that which is left out over winter with straw or leaves, after the weather becomes quite cold. Keep clear of weeds. Sow the seed of New Zealand (which must be scalded and soaked in hot water before sowing) in hills three feet apart each way, three or four seeds in a hill. This is fit for cutting all summer.


	Per oz.	¼ lb.	Per lb.
✓ Viroflay Thick Leaved. Has very large and thick leaves.....	\$0 10	\$0 15	\$0 35
✓ Lettuce-Leaved. Popular French sort.....	05	10	30
✓ Curled-Leaved Savoy or Bloomsdale. Large, tender leaves; fine.....	05	10	30
✓ Long-Standing Round Thick-Leaved. Dark green; very long-standing before running to seed.....	05	10	30
✓ Prickly. Vigorous and hardy.....	05	10	30

TOMATO

Ripening in from 85 to 120 Days

CULTURE—Sow in hot bed in early spring or the seed may be sown in shallow boxes and placed in a window when one does not wish to have the trouble of making a hot bed. Transplant to the open ground when all danger of frost is past, setting the plants three or four feet apart each way. Some support should

always be provided for the vines, to keep the fruit from touching the ground. Fruit may be had several weeks earlier by sowing the seed quite early, and transplanting to small pots; when these are filled with roots shift to a larger size, and transplant to open ground when the weather is warm and settled, shading from the sun for a day or so. As the roots are not disturbed in taking plants from the pots, the plants suffer no check, but grow right on.




	Per oz.	¼ lb.	Per lb.
✓ Matchless. Extra large, smooth and handsome; bright red; very solid.....	\$0 15	\$0 50	\$1 75
✓ Ponderosa. The largest variety in cultivation.	25	75	4 00
✓ Ignotum. Very prolific; earliest of the large, deep red, smooth varieties.....	20	60	2 25
✓ Volunteer. Moderately early; productive and of fair size; bright red.....	15	60	2 25
✓ Dwarf Champion. Quite distinct in foliage and habit of growth, being compact and upright; fruits early and resembles the Acme in appearance.....	15	50	1 75
✓ Cardinal. Bright, glossy, smooth and solid; good size.....	15	50	1 75
✓ Atlantic Prize. The earliest of all; smooth, bright red and solid.....	15	50	1 75
✓ Perfection. (Livingston). Early, regular and productive; red; heavy cropper.....	15	50	1 75
✓ Favorite. (Livingston). Large, smooth; productive and a good shipper.....	15	50	1 75
✓ Beauty. (Livingston). Large, smooth, pinkish red; thick flesh; regular form.....	15	50	1 75
✓ Stone. (Livingston). Very large, perfectly smooth; fine bright scarlet. Best main crop.....	15	50	1 75
✓ Acme. Medium, red; smooth and good. One of the best earlies.....	20	50	1 75
✓ Early Advance. Bright red; medium sized, smooth, solid; very early.....	20	60	2 00
✓ Turner's Hybrid or Mikado. Very large, smooth, solid; skin purplish red.....	20	60	2 25
✓ Royal Red. A first-class main crop variety; skin and flesh intense red color.....	20	60	2 25
✓ Trophy, Large. Very solid; standard late sort; grown extensively for canning.....	20	50	1 75
✓ Conquerer. Very early; fruit of medium size.....	20	60	2 25
✓ Yellow Plum. Round and regular; bright yellow; used for pickles.....	20	60	2 25
✓ Peach. Resembling a peach; for preserves, pickles and exhibition; quality excellent...	20	60	2 25
✓ Yellow Peach. Very handsome in form, and of a beautiful clear yellow color; is useful to contrast with other sorts.....	25	75	2 50
✓ Red Cherry. Fruit about an inch in diameter, in bunches; used in pickles.....	25	75	2 50
✓ Yellow Cherry. Similar to preceding, save in color.....	25	75	2 50
✓ Red Pear-Shaped. Fruit of peculiar shape; handsome and solid.....	25	75	2 50
✓ Upright Station Tree. The earliest of all to ripen a small part of its fruit; it grows in a compact manner, and is well adapted to pots.....	25	80	3 00
✓ Ground Cherry. (Husk Tomato). Small and ornamental fruit; used for preserves.....	25	60	2 25
✓ Golden Queen. Large size, handsome, very smooth, good quality.....	20	60	2 25
✓ Golden Trophy. Similar to the Red Trophy.....	20	60	2 25
✓ Tree Tomato.....	30	1 00	3 50

TURNIP

Mature in 60 to 90 Days

CULTURE—For early turnips sow as soon as ground opens in spring. The Milan and Munich should be sown from any time in July to first of August; but the other kinds for winter use may be sown from middle of July to end of August. Turnips are generally sown broadcast, but much larger crops are obtained (particularly of the Ruta Bagas) by cultivating in drills eighteen inches apart and thinning to six inches in the drill. Sow one pound to the acre.




PURPLE-TOP STRAP LEAF

	Per oz.	¼ lb.	Per lb.
✓ Early Milan. Earliest of all; with purple top	\$0 05	\$0 20	\$0 60
✓ Purple Top Munich. One of the earliest	05	20	60
✓ White Egg. Oval, handsome and sweet.....	05	15	45
✓ Early Dutch. Rather flat; good white early sort.....	05	15	45
✓ Cow Horn. Early and good; shaped like a Nantes carrot.....	05	15	45
✓ Red or Purple Top Strap Leaf. The popular flat fall sort; sweet, firm and mild....	05	15	45
✓ Purple Top White Globe. A standard sort in the New York market; nothing better	05	15	45
✓ White Norfolk. Globular, late, solid, very large, fine for stock.....	05	15	45
✓ White Strap Leaf Flat. A good early white flat sort	05	15	45
✓ White Globe. Good either for table or stock; one of the best.....	05	15	45

	Per oz.	¼ lb.	Per lb.
✓ Yellow Globe. Good and sweet; keeps fairly well	\$0 05	\$0 15	\$0 40
✓ Yellow Stone. Fine hard winter sort.....	05	15	40
✓ Golden Ball or Orange Jelly. Very handsome; keeps fairly well.....	05	15	40
✓ Sweet German. White, hard, firm, sweet; must be sown early; partakes of the nature of Ruta Baga.....	05	15	40
✓ Yellow Aberdeen. Hardy, productive and a good keeper.....	05	15	40

RUTA BAGA OR SWEDISH TURNIP

	Per oz.	¼ lb.	Per lb.
✓ Monarch. Distinct in form; a grand good variety; very large yielder; grows mostly above ground; flesh rich yellow.....	\$0 05	\$0 15	\$0 45
✓ Improved American Purple Top. Very hardy variety; flesh yellow, sweet and well flavored; deep purple; has but little neck	05	15	45
✓ Carter's Imperial Hardy. A purple topped variety, growing to a large size; single top root; good flavor.....	05	15	45
✓ White Swede or Russian. Excellent variety for either table or stock; white flesh; fine flavor; good keeper.....	05	15	45



MONARCH

LAWN GRASS

EMERALD GREEN GRASS MIXTURE

60 POUNDS SEED TO THE ACRE

FOR PARKS, GOLF, CROQUET AND TENNIS GROUNDS, CRICKET AND ATHLETIC FIELDS

Our Lawn Grass Mixture which we offer should not be compared with the cheaper preparations advertised. Our prescription is of the best chosen varieties as respects color, texture and permanency, and will be found clear of weed seeds. Any one who purchases cheap, badly mixed lawn grass seed will soon realize that it was a poor investment, as the error will stand out for years in glaring ugliness.



FORMATION OF LAWNS FROM SEED

In the first place, see that your ground is thoroughly drained and well prepared, sowing *at least* three bushels of seed to the acre.

Perhaps the best description of soil for lawn is the stiff loam or clayey soils which predominate in so many districts. This ought not to be by any means too rich, as a rapid growth is not wanted in the grasses of a lawn, but in preparing it for laying down let the surface be as much alike in quality as possible, and do not stint the quantity of seed.

If your ground is in condition to raise a good crop of potatoes it will make a good lawn; add about half a ton of bone dust to the acre, harrowed in before sowing the seed. The success of establishing a good lawn depends much on the season and the condition of the ground at the time of growing. A very slight raking-in will protect the seeds much, or a sowing of wood ashes will render them distasteful to birds. Rolling, however, is at all times indispensable.

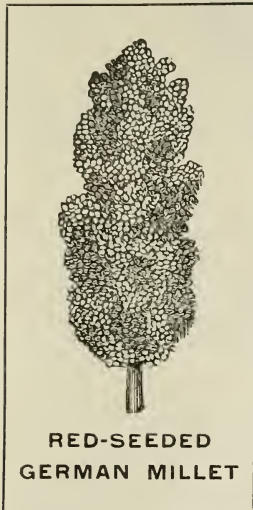
The best time to sow lawn grass seed is early in the spring, say February or March, or about the latter part of August. We prefer the early spring.

It is proper here to observe that no lawn can be maintained long in good order without successive rollings. Mowing alone will not secure a good bottom without that compression which the roller tends to give. The rolling should be done in the spring before the ground becomes dry.

TO GRASS A BANK OR TERRACE

For each square rod take a pound of lawn grass seed and mix it thoroughly with six cubic feet of good, dry garden loam. Place in a tub and add liquid manure, diluted with about two-thirds of water, so as to bring the whole to the consistency of mortar. The slope must be made perfectly smooth and then well watered, after which the paste should be applied and made as even and as thin as possible.

GRASS AND FIELD SEED DEPARTMENT



RED-SEEDED
GERMAN MILLET

WE do not deem it necessary to enter into an extended description of this branch of our business. In brief, we only wish to say that at all seasons of the year we are prepared to furnish as choice a line of **Grass Seeds** and **Field Seeds** as any market in the West. With our superior milling facilities we are prepared to reclean and grade all classes of seeds and put them on the market in the very best shape.

THERE ARE NO SEEDS OFFERED
THAT ARE FREER FROM
FOUL SEEDS THAN OURS

Our Prices

WILL BE FOUND AS LOW AS
ANY IN THE NORTHWEST....



BROMUS INERMIS

DON'T FAIL TO READ
PAGE
32
ON THIS WONDERFUL
NEW VARIETY OF
MILLET

HAVE YOUR GRASS AND FIELD SEED MERCHANT WRITE FOR OUR PRICES

WE CARRY

**Clovers, Alfalfa, Alsike, Timothy,
Blue Grass, Red Top,
Bromus Inermis, Orchard Grass,
all kinds of Millets, etc.**

WE WANT TO BUY Anything in the above line you have to offer. Send us a good sized sample by mail and we will make you the highest market price



AROMATIC, MEDICINAL AND POT HERBS

GENERAL CULTURAL DIRECTIONS

MOST of the varieties thrive best on rich sandy soil, which should be carefully prepared and well cultivated, as the young plants are for the most part delicate and easily choked out by weeds. Sow as early as the ground can be made ready, in drills sixteen to eighteen inches apart, taking pains that the soil is fine and pressed firmly over the seed, or they may be planted as a second crop, the seeds sown in beds in April and the plants set out in June. Most of them should be cut when in bloom, wilted in the sun and thoroughly dried in the shade.

ANISE. A well known annual herb whose seeds, which have an agreeable aromatic odor and taste, are used for dyspepsia and colic and as a corrective of griping and unpleasant medicines. Sow early and thin to three inches apart in the row. Oz. 10c, $\frac{1}{4}$ lb. 30c, lb. \$1.00.

BALM. A perennial herb, easily propagated by division of the root or from seed. The leaves have a fragrant odor, similar to lemons, and are used for making balm tea for use in fevers, and a pleasant beverage called balm wine. Plant early and thin to ten inches apart. Oz. 25c, $\frac{1}{4}$ lb. 75c, lb. \$2.50

BASIL, SWEET. A hardy annual from the East Indies. The seed and stems have the flavor of cloves and are used for flavoring soups and sauces. Oz. 15c, $\frac{1}{4}$ lb. 40c, lb. \$1.50.

CARAWAY. Cultivated for its seed, which is used in confectionery, cakes, etc. The leaves are sometimes used in soups. If sown early in August the plants will give a fair crop of seed the next season, but when sown in the spring will not seed until the next year. Plant in drills two or three feet apart and thin to six inches apart in the row. Oz. 10c, $\frac{1}{4}$ lb. 25c, lb. 75c.

CARAWAY FOR FLAVORING. Oz. 10c, 2 oz. 15c, $\frac{1}{4}$ lb. 20c, lb. 50c.

CAT MINT, OR CATNIP. A hardy perennial, well known as a valuable mild nerve for infants. The plants should be pulled up by the roots when in full flower and dried in the shade. The seed may be sown either in the fall or early spring, in drills twenty inches apart. Oz. 30c, $\frac{1}{4}$ lb. \$1.00, lb. \$3.00.

CORIANDER. A hardy annual, cultivated for its seed, which has an agreeable taste, and is used in confectionery and to disguise the taste of medicine. Sow early in the spring and gather on a dry day, bruising the stems and leaves as little as possible. Oz. 10c, $\frac{1}{4}$ lb. 25c, lb. 75c.

CORIANDER FOR FLAVORING. Oz. 10c, 2 oz. 15c, $\frac{1}{4}$ lb. 20c, lb. 50c.

DILL. An annual, cultivated for its seed, which has an aromatic odor and a warm, pungent taste. It is good for flatulence and colic in infants and is sometimes added to pickled cucumbers to heighten the

flavor. Sow early in spring and keep clear of weeds. Oz. 10c, $\frac{1}{4}$ lb. 20c, lb. 60c.

MARJORAM, SWEET. A perennial plant, but not hardy enough to endure the winter of the North. The young tender tops are used green for flavoring, or they may be dried for winter use. Sow in drills as early as possible, and thin out the plants to ten inches apart. Oz. 15c, $\frac{1}{4}$ lb. 40c, lb. \$1.25.

ROSEMARY. A hardy perennial, with fragrant odor and a warm, aromatic, bitter taste. May be easily raised from seed, but does not reach a size fit for use until the second season. The dried leaves deteriorate rapidly with age. Oz. 40c, $\frac{1}{4}$ lb. \$1.25, lb. \$4.00

RUE. A hardy perennial with a peculiar smell. The leaves are bitter and so acrid as to blister the skin. It is a stimulant and anti-spasmodic, but must be used with great caution, as its use sometimes results in serious injury. It must not be suffered to run to seed and does best on poor soil. Oz. 15c, $\frac{1}{4}$ lb. 40c, lb. \$1.50.

SAFFRON. A hardy annual from Egypt that has become naturalized in many parts of the country; cultivated for its flowers, which are used in dyeing and to make the cosmetic powder called *rouge*. Oz. 20c, $\frac{1}{4}$ lb. 60c, lb. \$2.00.


SAGE. A hardy perennial, possessing some medicinal properties, but cultivated principally for use as a condiment, it being used more extensively than any other herb for flavoring and dressing. Sow early in spring (four to five pounds per acre in drills) on very rich ground; cultivate often and thin the plants to sixteen inches apart. Oz. 15c, $\frac{1}{4}$ lb. 40c, lb. \$1.25.

SUMMER SAVORY. A hardy annual, the dried stems, leaves and flowers of which are extensively used for flavoring, particularly in dressings and soups. Culture the same as that of Sweet Marjoram. Oz. 10c, $\frac{1}{4}$ lb. 30c, lb. \$1.00.

THYME. This herb is perennial and is both a medicinal and culinary plant. The young leaves and tops are used for soups, dressing and sauce; a tea is made from the leaves, which is a great remedy in nervous headache. Sow as early as the ground will permit. Oz. 20c, $\frac{1}{4}$ lb. 60c, lb. \$2.00.

SWEET PEAS

Our Sweet Peas can be depended on to be of the purest and best strains. The following varieties are selected with a view to please the most critical, and we think are **The Cream of the List** of Sweet Peas:



Lovely. Soft shell pink; truly most lovely.

Triumph. Orange pink; wings white, flashed purple.

Lady Mary Currie. Orange pink; shaded rosy lilac.

Pink Friar. Carmine rose suffused on silvery white.

Ovid. Rose pink, margined with deeper rose.

Coquette. Primrose yellow; shaded pale lavender.

Lottie Eckford. White, suffused with lavender blue.

Royal Rose. Deep rosy pink.

Aurora. Flaked orange salmon, large striped.

Emily Eckford. Standard reddish mauve; wings blue.

Juanita. White, striped lavender.

Her Majesty. Bold flowers, of beautiful rose color.

Oriental. Suffused brightest scarlet.

Othello. Deep glossy maroon, very fine.

Cupid White. Silvery white; suffused shade of soft pink.

Cupid Pink. Bright pink, and white.

Cupid Primrose. Self colored; rich creamy primrose.

Black Knight. Deep maroon; very fine.

Celestial. Delicate azure blue.

Countess of Radnor. Pale mauve or lavender.

Blanche Burpee. Large pure white; one of the best.

Blanche Ferry. Pink and white. Don't miss this one.

Prince of Wales. Bright rose; self colored.

Monarch. Deep orange maroon, and dark blue.

Prima Donna. A most lovely shade of soft pink.

Venus. Lovely salmon buff, shaded rose pink.

Meteor. Bright orange salmon, wings pink veined.

Crown Jewel. Primrose ground, veined with violet rose.

America. Brightest blood red, striped.

Apple Blossom. Bright rose pink.

Red Riding Hood. Rosy pink, very fine.

Colonist. Soft lilac, overlaid with rose.

Golden Gate. Pinkish mauve and lavender.

Gorgeous. Salmon orange.

Navy Blue. Largest size; deep navy blue.

PRICES ON SWEET PEAS

	Per oz.	¼ lb.	Per lb.
Named Varieties. As above	\$0 10	\$0 20	\$0 50
Fancy Mixed. Made up by us from the above thirty-six varieties	10	15	45
Mixed. As grown in the field	08	12	40

The **Fancy Mixed** that we make up from the thirty-six varieties, as described above, is something superb and charming, and will please the most fastidious.

MILLET

RED-SEEDED GERMAN



A species of the German Millet brought a few years ago into the northwest under the name of Siberian. It not only possesses all the good qualities of the ordinary white seeded German variety of Millet, but is, in almost every particular, its superior. In the height of growth it is about the same and heads out exactly the same head that the other does, but owing to the dense growth of leaves on the stalk, out yields the white seeded variety in tons of better quality hay to the acre.

Cattle and Horses fed on it thrive and grow fat, and are never troubled with the kidney affection so often caused by feeding other sorts of Millet hay. Farmers and stock men who have fed the seed of this red seeded variety of German Millet to their horses, cattle, hogs and fowls for several years claim positively that it is almost the equal to corn in its fattening qualities.

The writer of this article has lately been on one of the largest farms in South Dakota, where they have grown this Millet for several years, and has seen the heavy farm horses which have been fed only on the seed of this red-seeded variety, and kept on the straw year in and out, and could well see to his full satisfaction from the fat, sleek and healthy condition of the animals, that taken as a grain to feed, it is the equal of anything produced on the farm in any country.

Milch Cows, when fed on the ground feed of the seed, give both a better quality and larger quantity of milk than from ordinary ground feed without this seed.

Hogs—Some time ago there was shipped to the St. Paul stock yards a car of hogs from North Dakota that were raised, fed and fattened on seed of this red-seeded variety of German Millet, and had never been fed any

other grain. This load of hogs was pronounced the finest that had ever reached that market and took the top price.

Chickens raised and fed on it thrive and keep well, and disease like cholera never devastates the farm yard of the fowls where this seed is fed.

As well as a wonderful hay producing variety, it also yields a heavy crop of seed, a fair average of about fifty bushels per acre.

The foregoing are a few of the valuable points concerning this variety of Millet, and is based upon actual experience, and we give them with full confidence, and to all who contemplate sowing Millet, whether for hay or for seed, to feed or to sow, we can offer the full assurance that they will make no mistake in sowing this red-seeded variety of the best German Millet.

CODDINGTON COUNTY, SOUTH DAKOTA.

"I have been sowing and feeding the red-seeded German Millet for three or four years. It is by all odds the best Millet, either for hay or seed, I have ever seen. I have worked my horses month after month at the heaviest farm work, and fed them only the seed and hay of this Millet, and they have kept fat and sleek. I consider it fully equal, bushel for bushel, to corn for fattening hogs. For milch cows it is the best feed I have ever used. It is earlier than the white German, and stands drouth better. It is the best Millet grown today."

Respectfully,

WM. CORDELL.

QUANTITY PER ACRE. If grown for seed, use about one-half bushel; if for hay, about one bushel.

BULBS

	Each.	Doz.			doz.
Caladium (Elephant's Ear), Medium	.10c	\$1.00	Cannas—A. Bouvier, Scarlet	75c
“ “ “ Large	..15c	1.50	“ Burbank, Yellow	75c
Cinnamon Vine, fine bulbs10c	1.00	“ Egandale, Bronze-leaved Red	75c
Gladiolus—Angele, Pure White 5c	50c	“ flower	75c
“ Brenchleyensis, Scarlet	.. 5c	50c	“ Florence Vaughan, Yellow-spotted	75c
“ Isaac Buchanan, Yellow	.. 5c	50c	“ Crimson	75c
“ Madam Moneret, Rose	.. 5c	50c	“ Mad. Crozy, Red with Gold Edge	.. 75c	75c
“ Napoleon III,			“ Pres. McKinley, Crimson	75c
Scarlet, Striped, White	.. 5c	50c	Dahlias—Named, Field Roots, assorted		
Mixed or assorted same price.			colors, 15c each; dozen, \$1.50.	Each.	
Madeira Vine Roots	25c	Paeonies—Double, Red and Crimson	25c
Oxalis—White	15c	“ “ White and Cream	25c
“ Pink	15c	“ “ Pink	25c
“ Red	15c			
Tuberoses—Tall Double, each, 5c; 3					
for 10c; dozen, 30c.					



Fine Hardy Roses

IMPORTED STOCK—Holland Grown. Our Own Importation.
 Twenty named varieties—all colors and shades. Name your choice
 of colors and we will make a good selection for you.
 Moss Roses.
 Climbers—Crimson Ramblers.
 “ Fine Pink.
 Any of above Roses, assorted as you desire, 20 cents each; three
 for 50 cents; six for \$1.00.

BIRDS, GOLD FISH AND ACQUARIAMS

Imported Hartz Mountain Canaries, fine trained singers	Each \$3.00
“ St. Andreasberg Roller Canaries, the world's finest songsters	Each 5.00
Mocking Birds, choice male	Each 3.00
Red Bird or Cardinal	Each 2.50
Australian Paroquets, per pair	Each 7.50
Parrots—All prices, according to Bird.		
GOLD FISH—Common, small size	Each 15c; 1/2 dozen or more, each 10c
“ Common, larger size	Each 25c; 1/2 dozen or more, each 20c
“ “ American Fantail, good size	Each 30c; 1/2 dozen or more, each 25c
“ “ Imported Japanese Fantail, good size	Each 50c; 1/2 dozen or more, each 45c
“ “ Imported Japanese Fantail, choice size	Each 75c; 1/2 dozen or more, each 70c
Pearl Fish, very pretty, good size	Each 25c; 1/2 dozen or more, each 20c
Tadpoles, novelty for aquarium, good size	Each 10c; 1/2 dozen or more, each 7c
Snails, novelty for aquarium, good size	Each 5c; 1/2 dozen or more, each 4c

SOME GOOD BOOKS

The prices quoted below include Postage.

AQUARIA. By Chas. N. Page. Fine..	\$ 0.15	HOW TO MAKE \$500.00 with 12 hens in one year, paper cover	1.00
trees and plants30	MANURES, METHODS OF MAKING. By Bommer, paper40
ART OF PROPAGATION. Treats of trees and plants	\$ 0.31	MANURES, TALKS ON, by Jas. Harris, 366 pages, cloth	1.50
AMERICAN FRUIT CULTURIST—THOMAS. Best authority published; 758 pages; finely illustrated.....	2.50	MARKET GARDENER, THE YOUNG. By T. Greiner50
ASPARAGUS CULTURE. Barns & Robinson. Cloth50	MARKET GARDENING, SUCCESS IN Rawson	1.00
BARN PLANS AND OUTBUILDINGS. 257 illustrations	1.50	MUSHROOM CULTURE. Robinson, cloth, illustrated50
BEE CULTURE, A B C of. A. I. Root.	1.25	MUSHROOMS, How to Grow Them. By Wm. Falconer; cloth	1.40
BEGONIA, THE TUBEROUS. History, cultivation and varieties; paper..	.20	ONION CULTURE, THE NEW. Greiner; second edition45
BROOM CORN AND BROOMS. Illustrated; cloth30	ONIONS, TREATISE ON. By Gregory	.30
CANARY BREEDING AND TRAINING. C. N. Page25	PEANUT PLANT, ITS CULTIVATION AND USES. Paper40
CARROTS AND MANGELS. Gregory. Paper30	POTATO CULTURE, THE A, B, C OF. By A. I. Root35
CELERY MANUAL. Vaughan's. Paper.	.50	PRINCIPLES, THE, OF FRUIT GROWING, by L. H. Bailey; cloth, 514 pages	1.25
CHRYSANTHEMUM CULTURE FOR AMERICA. Their history, classification and care; illustrated. By James Morton. Cloth, \$1; paper60	ROSE, THE. By H. B. Ellwanger	1.25
CORN AND POTATO MANUAL.		SPRAYING, THE, OF PLANTS. By E. G. Lodeman; cloth, 399 pages.....	1.00
ENSILAGE, TREATISE ON. Gregory Vaughan's; a complete history of Indian corn and the potato, with full cultural notes. 32 pages.....	.30	SQUASHES, TREATISE ON. By Gregory30
FARM APPLIANCES. Illustrated. Very valuable	1.00	STRAWBERRY CULTURE, A B C OF. Terry; paper35
FARM DRAINAGE. French's. Cloth..	1.50	SWEET POTATO CULTURE. By James Fitz30
FARM GARDENING AND SEED GROWING. Brill. Cloth85	VEGETABLE GARDEN. Vaughan's... ..	.10
FEATHERED PETS. By Chas. N. Page. Splendid25	WINDOW FLOWER GARDEN. Heinrich's. Cloth65
FERTILITY, THE, OF THE LAND. I. S. Roberts. Cloth; 415 pages.....	1.25	SUCCESS WITH POULTRY. Gives the cream of established facts. Written and compiled by the editor of the Reliable Poultry Journal, who has given seven years of careful study to the poultry business	1.00
FERTILIZERS. By Prof. E. B. Voorhees, Cloth, 334 pages	1.50	ARTIFICIAL INCUBATING AND BROODING. It is contributed to by the leading authorities of this country. How to start right and go right in raising chickens by artificial means.....	.50
FERTILIZERS. Gregory. Paper40	BARRED, WHITE AND BUFF PLYMOUTH ROCKS50
FLORICULTURE, PRACTICAL. Henderson	1.50	THE WYANDOTTES. Silver, Golden, White, Buff and Partridge50
FLOWER BULBS. By Rexford; practical and valuable25	THE LEGHORNS. All varieties50
FORCING BOOK, THE. By Prof. Bailey. A manual of the cultivation of vegetables in glass houses; 266 pages; 86 illustrations	1.00	EGGS AND EGG FARMS. Is made up of contributions from experienced and successful breeders50
FORESTRY, PRACTICAL. By A. S. Fuller. Cloth. Illustrated	1.40	DUCKS AND GEESE. Tells how the most successful breeders of the day manage their enormous flocks and derive handsome profits. It is fully illustrated50
GARDENING FOR PLEASURE. New revised edition. Henderson	1.75	TURKEYS. Their care and management. The most complete book written upon turkey culture50
GARDENING FOR PROFIT. Henderson. Latest edition. Cloth	1.75	POULTRY HOUSES and Fixtures....	.25
GARDEN MAKING. Illustrated. By Prof. Bailey	1.00	THE BANTAM FOWL. The first complete and fully illustrated Bantam book published in this country50
GOLD FISH AND ITS CULTURE. Cloth90	RELIABLE POULTRY REMEDIES. Contains full instructions on care of poultry to prevent diseases25
GRAPE CULTURIST. Fuller's; cloth ..	1.40		
HAND-BOOK OF PLANTS. Henderson's New and Revised edition.....	3.35		
HORTICULTURIST'S RULE BOOK. By L. H. Bailey. Very useful for fruit-growers, truck gardeners, florists and others; cloth85		
HOW TO DESTROY INSECTS ON PLANTS, ETC.25		

Horticultural Department

Our horticultural department is the most complete of any house in America. No such collection and show of Horticulturalists' Equipment was ever before made under one roof. We pride ourselves particularly in this department of our establishment. We have used extraordinary precaution to get the very best—the cream—in each line, and believe you will heartily approve of our success on this score. Having been appointed General Western Distributor for

many of the largest manufacturers, enables us to furnish the goods to our patrons at just as low a price as the goods are sold for at the factory by the manufacturers themselves, saving our patrons the freight.

We invite a careful inspection of what we have to offer, believing that whether you have only a small farm orchard or a commercial orchard that we have many things which would doubtless prove beneficial to you.

SPRAYING PUMPS.

Start right with a good pump. We can furnish you any size from a small hand atomizer to the finest wagon pump.

We are General Western Distributors for Morrill & Morley's and Field Force Pumps and Leggett Powder Sprayers—they are the cream of all good sprayers.

RIPPLEY'S COMPRESSED AIR LIQUID AND POWDER SPRAYERS.

They are the neatest and finest in spray of all small hand atomizers. Everybody likes them. Always state whether for Liquid or Powder use. Order by number.

PRICES.

	For Liquid	For Powder	For Liquid or Powder
1 qt. Tin reservoir and tin pump....	\$.65
1 qt. Galvanized reservoir and tin pump.....	.75
1 qt. Glass jar reservoir, tin pump, brass cap.....	1.00	1.00	1.35
1 qt. Glass jar reservoir, brass pump and cap.....	1.25	1.35	1.60
1 qt. Brass reservoir and brass pump	1.35
2 qt. Brass reservoir and brass pump	1.75



Spraying means success. You must spray, but it is necessary that the work be well done.

RIPPLEY'S COMPRESSED AIR SPRAYER AND WHITEWASHING MACHINE.



WHAT WE GUARANTEE IT TO DO.

To spray solution in the form of mist, and to force it a greater distance from the nozzle than any other 4 or 5-gallon Sprayer on the market. To spray trees and whitewash buildings 25 feet high or more, by using extension poles to elevate spray.

To spray more vegetables, bushes, trees and plants with less labor and less solution, and to last longer than any other 4 or 5-gallon Compressed Air Sprayer on the market.

- No. 15. 4-gal. Compressed Air Sprayers, galv. steel \$5.00
- No. 16. 4-gal. Compressed Air Sprayers, heavy copper 7.00
- No. 17. 5-gal. Compressed Air Sprayers, galv. steel 5.50
- No. 18. 5-gal. Compressed Air Sprayers, heavy copper 8.00

Extra hose, per foot, 8c. Single Vermorel Nozzle, 75c; Double Vermorel Nozzle, \$1.25. Bamboo Rod, Copper Tube through center, to elevate spray in high trees, suitable to attach

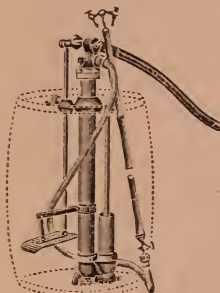
to our Sprayers, 4-ft., 75c; 6-ft., \$1.00; 8-ft., \$1.25; 10-ft., \$1.50.

A COMPLETE 4-GALLON SPRAYER includes two feet of hose, strap, and one Single Vermorel Spray Nozzle, same as cut, for making fine or coarse spray.

A COMPLETE 5-GALLON SPRAYER includes three feet of hose, and one Single Vermorel Spray Nozzle, which is fitted with two caps, for making fine or coarse spray.

Spraying Calendar, telling when to spray and what to use, furnished with each Sprayer.

MORRILL & MORLEY'S ECLIPSE.



The Eclipse Spray Pump and outfits are as much superior to the common pumps as the modern self-binder is to the old grain cradle.

Prices of outfits from \$7.50 to \$28.00.

EMPIRE KING SPRAYING PUMP



The illustration herewith shows the Empire King Spraying Pump, which is one of the very latest improved outfits for this work of spraying. This is the only pump having a mechanical revolving automatic agitator with a brush for keeping suction strainer clean.

Prices of outfits from \$7 to \$30.

THE ORCHARD MONARCH.



A grand Automatic Spraying Machine.—Has storage capacity in the large chamber shown on

front of the wagon, hence no hand labor is required. the revolution of the rear wheels of the wagon pumps the liquid and stores the pressure in chamber.

A Pressure Gauge is furnished on the Hydraulic Chamber.

The tank here shown holds 150 gallons; on this tank is mounted our Double Brass Cylinder pump, having agitator same as in Fig. 63, and with automatic brushes to clean suction strainers. The pump is operated by a crank shaft and sprocket gears as shown, and a lever throws machine in and out of gear. The pump on the tank is connected with the large chamber shown on the front of the wagon, this chamber having a storage capacity of about 12 gallons. In driving from tree to tree the pressure is pumped up automatically to about 130 lbs., and this pressure with the 12 gallons of liquid in the chamber is sufficient for spraying one full grown apple tree after the machine has stopped. A hand pump with Brass working parts is connected with the tank and chamber, and can be used if more than five minutes should be required. The wagon has iron wheels with 4-in. tires, the front wheels turn under platform. The gear board is adjustable for taking up slack in sprocket chains, and the wagon has pole for two horses (no whiffletrees or neckyoke).

Price of outfit complete, as above, including two 10-foot leads of hose, two 10-foot extension pieces, two shutoff cocks and two Vermorel Nozzles, with the necessary couplings \$120.00

TAKE NOTICE—The foregoing are only a few of the many kinds of Spraying apparatus which we have but space forbids a more elaborate detail here. If interested, advise, and we shall be pleased to send you complete catalogues and our very best prices.

PRICES OF TANKS.

We can furnish Tanks at following prices:

50 Gallon Oil Barrel (not new), repainted, clean and in good order	\$ 2.00
50 Gallon Cask, new	6.00
50 Gallon Barrel (new) not painted	1.50
100 Gallon Cask	12.00
150 Gallon Cask	16.00
200 Gallon Cask	20.00

These casks are nicely painted. If the water supply is a long distance from the orchard it will be economy of time to use a large cask.

We are general Western distributors for Leggett's Dust Sprayers—3 sizes. "Little Giant," "Champion," and "Jumbo Duster." They are the grandest of all Dust Sprayers. If interested, call or write for complete illustrated catalogue.

SPRAYING CHEMICALS.

We carry the most complete line of Pure Spraying Chemicals in the West. Can furnish Copper Sulphate (Blue Vitol, Blue Stone), Paris Green, London Purple, White Arsenic, Hellebore, Sal Soda, Acetate of Lead, Copper Carbonate, Whale Oil Soap, Leggett's Bordeaux compound (dry in 1 pound packages), etc., etc. Write us.

SPRAYING MATERIAL STRAINERS.

12-inch diameter, heavy copper and brass wire cloth\$ 1.50

NOZZLES.

Single Vermorel, 2 sets caps\$.80
 Double Vermorel, 2 sets caps 1.25
 Niagara80
 Dewey80
 Calla75

Add 10c for postage when ordered by mail.

EXTENSION RODS.

Iron, very light and strong, any length per foot 7 cts.
 Galvanized, very light and strong, any length, per foot 9 cts.
 Bamboo, brass lined, 8 feet \$2.25; 10 feet, \$2.60; 12 feet, \$3.00.

LADDERS.


We can furnish you any kind of a ladder you want.

Step Ladders from 3 to 12 feet 20 cts. foot
 Straight Ladders 20 cts. foot

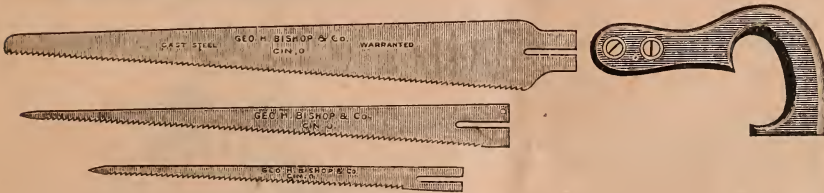
PRUNING SAWS.



Single Edge, beech handle, 14 to 16 in.60c
 Single Edge, beech handle, 18 in.75c



No. 15 Duplex—Double edge, beech handle, 18 inch 85c



3 Blades—10, 14 and 18 in., complete \$1.00

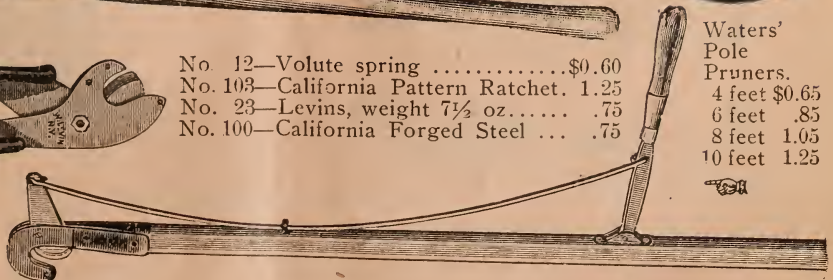
PERFECTION SAW—A narrow blade in a frame, pointed at one end; can be used in hand or on a pole; very fine 1.75 each

BUCKEYE SHEARS, \$1.25.



No. 12—Volute spring\$0.60
 No. 103—California Pattern Ratchet. 1.25
 No. 23—Levins, weight 7½ oz.75
 No. 100—California Forged Steel75

Hand Shears, by mail, each 10c extra.



Waters' Pole Pruners.
 4 feet \$0.65
 6 feet .85
 8 feet 1.05
 10 feet 1.25

KNIVES.

ASPARAGUS—English imported, with saw edge\$1.00
 AMERICAN35
 BUDDING—Imported black handle, ivory tip. .75
 PROPAGATING—Saynor, ivory handle. 1.00
 SAYNOR—Ivory handle, two bladed (budding and propagating) ... 1.50
 PRUNING—Stag handle, 4½ in., 1 blade. 1.25
 One blade, Coco handle (see cut)85
 One blade, Ebony handle85
 STAG HANDLE—English No. 2 1.25
 TWO-BLADED, stag handle with pruning and budding blade. 1.50



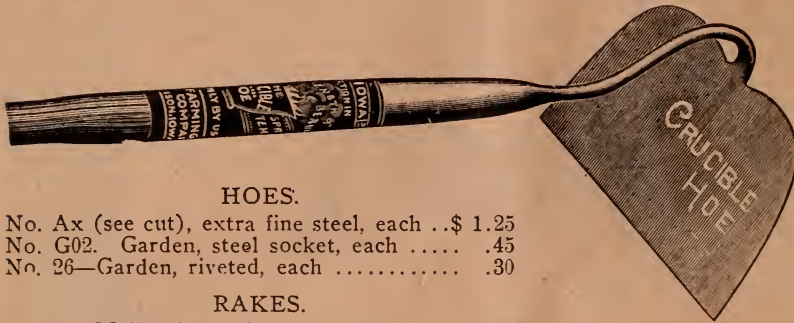
BASKETS OF ALL KINDS AND SIZES.

BERRY BOXES AND CRATES.



HAMMOND'S SLUG SHOT.

A sure remedy for cabbage and currant worm and potato bug. 5 lbs. 35c; 100 lbs. \$4.75.

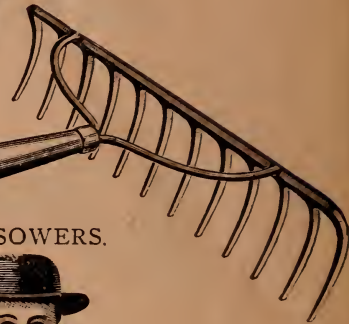


HOES.

- No. Ax (see cut), extra fine steel, each ..\$ 1.25
- No. G02. Garden, steel socket, each45
- No. 26—Garden, riveted, each30

RAKES.

- No. 12—Malleable, each 30c
- No. 12—Steel, best, each 45c



CORN PLANTERS.

- Wyeth Rotary ...\$1.50
- Eagle 1.25

SEED SOWERS.

DIBBER. For transplanting vegetable plants, steel point; very desirable. Each, 30c; postpaid, 40 cents.

EXTRA HEAVY BRAIDED GARDEN LINE Per 100 feet, 50c; by mail, 60c; 1,000 feet, \$5.50.

GARDEN LINE REEL—Each 50c




"Reliable."



Excelsior Weeder, 15c.



Combination Weeder, 25c.



25c.



Hazeltine's Weeder, 25c.



Lang's Weeder, 25c.

If by mail add 5c each for Trowel or Weeders.

- Fiddle Bow \$1.00
- Cyclone 1.25
- Switzerland75
- Reliable 1.50
- Perfect 1.50



POULTRY SUPPLIES



POULTRY SUPPLIES OF EVERY DESCRIPTION



This is a department that ought to greatly interest every farmer, and especially the fancier. When we stop to think that the poultry industry of Missouri is greater in dollars and cents than that of horses, cows, hogs, corn and hay combined we should begin to realize how tremendous is the product and the value of looking after it carefully. We do not carry toys for chickens, duck calls for them to cackle with nor everything called "poultry supplies," but if it has merit and is reliable we have it. We can only give a very brief list, but if you want anything in this line, no matter whether listed or not, write us; we can furnish it and save you money, too.

THE CYPHERS NON-MOISTURE INCUBATORS.

The Cyphers Incubators, for which we are authorized agents, FULLY GUARANTEED by the manufacturers as follows:

FIRST—To require no supplied moisture.

SECOND—To be self-ventilating.

THIRD—To be self-regulating.

FOURTH—To operate with less oil and at less expense than any other make of incubator.

FIFTH—To be fire-proof, having the best, the safest, and the most costly built heater attached to any incubator.

SIXTH—To be the easiest to operate and control, requiring less labor and attention than any other make of incubator.

SEVENTH—To produce larger and stronger chicks than any other make of incubator on the market.

EIGHTH—Also that where they are run with any incubator of a different make, they shall, in three or more hatches, bring out a larger per centage of the fertile eggs in good,

healthy chicks or ducklings than does their competitor.



CIRCULARS AND CATALOGUES.

Large 32-page Cyphers circulars sent FREE ON REQUEST. Complete Catalogue and Poultryman's Guide, entitled "Profitable Poultry Keeping, in All Its Branches," 192 pages, sent post paid for 15 cents in stamps.

THE "DIFFUSIVE PRINCIPLE."

Mr. Cyphers is the discoverer and patentee of the "diffusive principle" in artificial incubation, a highly important matter, for it was by means of this discovery that he was enabled to render his greatest service to practical, successful incubation by artificial means, by solving "the moisture problem." The Cyphers method and the Cyphers Incubators solved this problem by introducing the diffusive principle and a self-ventilating system which does away absolutely with supplied moisture, retaining in the machine the moisture contained in the eggs, which is ample for all purposes.

THE UNEQUALED CYPHERS THREE-COMPARTMENT BROODER.

Next to its incubator, the Cyphers Company prides itself on the three compartment Outdoor Brooder which it manufactures. We unhesitatingly pronounce this to be the best brooding device on the market, for either INDOOR OR OUTDOOR USE, and which are sold at very reasonable figures.

FIRST—It is the largest single flock brooder ever placed on the market.

SECOND—It is rain proof and storm proof.

THIRD—It is fire proof, a Cyphers Safety Brooder Stove being used instead of a lamp.

FOURTH—A brass cold water pan is used on the Cyphers Safety Brooder Stove, located between the flame and the oil bowl. Cold water placed in this pan keeps the wick from charring and the flame from smoking.

FIFTH—The fumes from the brooder stove cannot pass into the chick chamber.

SIXTH—The surplus brooder stove heat preserves all the lower wood work of the brooder by warming and drying the soil underneath the brooder.

SEVENTH—The brooder stove is easy of access, being above ground.

EIGHTH—This brooder need not be placed in a pit, nor need the ground be excavated for the brooder stove.

NINTH—When the temperature underneath the chick hover is at 90 to 95 degrees, we have a surrounding atmosphere of 80 to 85 degrees, while in the front compartment the temperature will average about 70 degrees. The chicks, therefore may suit themselves, going to or from the heat at will.

TENTH—The round chick guard prevents any crowding of the chicks, and also prevents their coming in contact with the circular heat dome, to their injury.

ELEVENTH—In the night compartment of this brooder there are no stairs to climb, hence no danger of the little chicks getting lost or becoming chilled while learning the way.

TWELFTH—It is the most durable and best made brooder on the market regardless of price. Both the chick chamber and front run may be reached through full sized doors and these doors or lids are covered with heavy tin, painted with two coats of mineral paint. We unhesitatingly recommend this brooder for both out-door and indoor use. It may be left out in rain storms or wind storms, and with reason-

able care, the chicks entrusted to it will be comfortable and do well. All chicks raised in brooders should be provided with outdoor runs and be given necessary exercise, depending on the season and the weather. Many customers of the Cyphers Company have bought these unequaled outdoor brooders for use inside of poultry houses, brooder houses, etc., during mid-winter.

PRICE LIST OF INCUBATORS.


No. 0—60 hen eggs, 48 duck eggs\$14.00
No. 1—120 hen eggs, 100 duck eggs 20.00
No. 2—220 hen eggs, 190 duck eggs 29.00
No. 3—360 hen eggs, 290 duck eggs 37.00

PRICE LIST OF BROODERS.

Style O, Indoor\$8.00
Style O, Outdoor 9.00
Style B, Indoor10.00
Style A, Outdoor12.00

SPECIAL ADVANTAGES IN BUYING OF US. First, we sell to you at factory prices. Second, we save you freight.

CRUSHED OYSTER SHELL.



Oyster shells are a great egg producer.

This is a most important article for the poultry yard through the winter, and should be liberally supplied to the fowls. It is also advisable to keep it before them during the entire year, as experience has proven they will eat it in the middle of summer. Our shell is made entirely of Oyster shell, not clam, as much is that is offered, and is thoroughly screened from all dust and dirt.

It is now offered so cheap that it does not pay to try and grind or break up your own shell. We have it fine for young chicks and for mashers, and coarser for regular use.

100-lb bag75c


MICA CRYSTAL GRIT.

For Pigeons, Chickens, Ducks, Geese and Turkeys—Cheap, Clean and Sharp.

Microscopic analysis has proven that chickens do not die from Cholera. Microscopic examination of 100 gizzards recently taken from chickens supposed to have died from Cholera had no grit of any kind to digest their food, and in each case diarrhoea existed three or four days before death, and food had passed through gizzard just as eaten, proving that indigestion alone was responsible. Analysis furthermore proves that Mica-Crystal Grit is the only rock known showing the combination of mica, quartz, aluminum, iron and magnesium, and this is es-

sential to all poultry, or they soon droop and die. Disease will soon disappear when Mica-Crystal Grit is constantly kept in feeding pens, as nature expected it should be.

One week's trial will convince any one that it pays, and you will soon notice the blood red combs, high yellow color of the yolks of the eggs, good health, and large increase in eggs; and you will also learn to never be without Mica-Crystal Grit. Winter seems to



be the natural season for its use, but it is now used both summer and winter.

PUT UP IN THREE SIZES—Fine, for pigeons; medium for chicks; regular for fowls. Price, 100-lb bag, 90c.

Beef Scraps, ground, 50-lb, \$1.50; 100-lb.	2.75
Beef Meal, ground, 50-lb, \$1.50; 100-lb	2.75
Cracked Bone, 50-lb, \$1.25; 100-lb bag	2.25
Bone Meal, 50-lb, \$1.25; 100-lb bag....	2.25
Cut Clover Hay, 100-lb bag	2.25
Lee's Lice Killer, 1 qt. 35c; 2 qts. 65c; 4 qts.90
Sprague's Lice Killer, 1 qt. 35c; 2 qts. 65c; 4 qts.90
Lambert's Death to Lice, 10, 25, 50c and	1.00
Instant Louse Killer (powder), 1-lb....	.25
Drinking Fountains, stone, fine, 1 gal. size, 25c; 2 gals. size35
Drinking Fountains, Galv. Iron, 1 gal. size, 50c; 2 gal. size.....	.85
Drinking Fountain heater, 1 gal size, 50c; 2 gal. size60
Belgian Hare Feed Rack50
Hanging Sanitary Grit Box, 3 compartments, very fine50
Pratt's Poultry Food, 25c and60
International Poultry Food, 25c and50
Dr. Clark's Poultry Food, 25c and60
Imperial Egg Food, 25c and50
Roup Pills, Sturtevant's, small box.....	.25
Roup Pills, Conkey's and Flood's, box...	.50
Salve, Clark's, box50
Marking Punches, Reliable, fine35
Marking Punches, Philadelphia25
Leg Bands, Aluminum, 20c doz., per 100	1.00
Sprayers, 1 qt. (for liquid or powder) state which	1.00
Bone Cutters, Humphrey, very best Machine made	12.00
Clover Cutter small	3.00

Clover Cutter, large	10.00
Poultry Netting, any width, 2-in. mesh per roll, 150 lin. ft. per 100 square ft....	.55
Whitewashing machine, 8-gal., \$12; 16-gals.	16.00
Charcoal, per bushel20
Egg Tester, fits any lamp25
Brooder Thermometer, best45
Incubator Thermometer, best60
Incubator Wicks, each, 3c; doz.,.....	.30
Brooder Wicks, each 3c; Doz.30
Brooder Lamp, fine, each	1.25
Incubator Lamps, galv., small75
Incubator Lamps, galv., large90
Incubator Lamps, hydro-safety	1.50
Eyrie Egg Shipping Cases, 1 setting size, each, 15c; Doz.	1.25
2 setting size, each 20; Doz.....	1.90
Caponizing Sets	2.25
Medicated Nest Eggs, Doz.....	.90
Poultry Killing Knife, French, each50
Banner Root Cutter	5.00
Shipping Coops, single bird, each25
Pair Birds, each30
Trio Birds, each35

All f. o. b. St. Joseph. Send us your orders. We can please you. Good goods and prompt shipment. The largest and best Poultry Supply House in the West.

M-V Special Chick Food

Is the greatest food ever offered for small chicks

Small quantities, per lb4c
100-lb bag	\$2.40

M-V Special Poultry Food

Is the greatest food ever offered for large chickens

Small quantities, per lb4c
150-lb bag	\$2.40

The Iron Age Farm and Garden Tools

As it is possible to show only a few of these implements, which are well known to be most satisfactory and the best, a complete descriptive Iron Age catalogue will be sent free on request.

No. 6 Iron Age Combined Double and Single Wheel Hoe, Hill and Drill Seeder. Ten tools in one, and each as satisfactory as a tool made for the special purpose. Places the seed in continuous rows, or in hills 4, 6, 8, 12, or 24 inches apart. Can be quickly changed to a double or single wheel hoe, cultivator, rake or plow. Price, complete \$10.00
As a Seeder only (Iron Age No. 7)..... 7.50



For a Combined Double and Single Wheel Hoe and Drill Seeder (for continuous rows) get the No. 4 (Similar to the No. 6, except the opening plow, etc.) Price..... \$9.00
For the Wheel Hoe form see No. 1, below.

No. 1—Iron Age Double and Single Wheel Hoe. Price \$6.00. Can be quickly changed to a Double or Single Wheel Hoe, cultivator, plow or rake; as a double wheel can be used astride the row or as a single wheel between the rows. A Drill Seeder or Hill and Drill Seeder attachment can be added at any time. With Side Hoes only (Iron Age No. 3), price \$3.50.

No. 15—Iron Age Combined Single Wheel Hoe, Hill and Drill Seeder. Very similar to the No. 6 above, excepting it has only the single wheel. Price, complete \$9.00

As a Hill & Drill Seeder only (Iron Age No. 15) price 7.00
For a Combined Single Wheel Hoe and Drill Seeder (for continuous rows), very similar to No. 15, except the opening plow, etc., get No. 17.

Price \$ 8.00

No. 18. Price 6.00

The same as a Seeder only, Iron Age

No. 20—Iron Age Single Wheel Hoe.

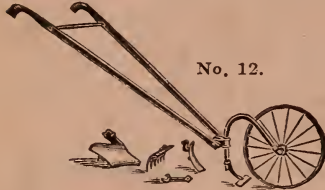
A most complete single wheel tool. One

pair of side hoes, three cultivator teeth,


one pair rakes, and a landside plow are furnished, price complete, \$ 5.00

With plain hoes only (Iron Age No. 21) price 3.25

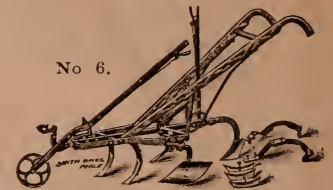
Can be used as a seeder at any time by adding the Drill or Hill and Drill Seeder attachment.



No. 12.



No. 1.



No. 6.

No. 12—Iron Age Wheel Plow and Cultivator. Remarkable for its exceeding lightness combined with great strength, the low price and work it will accomplish. Will do all the work of a kitchen garden, as ploughing, hoeing, raking and cultivating. Price, complete \$ 3.00
As a Wheel Plow only (Iron Age No. 11) price \$ 2.00

No. 1—Iron Age Combined Harrow and Cultivator. Designed especially for berries and other small plants where deep and thorough cultivation is desired without throwing the soil on the plants. Easily contracted to 11 inches or expanded to 34 inches. Price, complete \$ 5.40
Price plain (without wheel or lever) 4.00

No. 6—Iron Age Horse Hoe and Cultivator. With strong, simple and rigid lever is expanded from 11 inches to 30 inches. The lever wheel regulates the depth while working. The side hoes have numerous adjustments to both angle and pitch. Has furrow closing attachment, etc. Price complete \$ 8.00
Price, without furrow closing attachment 6.75

“Planet Jr.” Farm and Garden Tools

The New 1902 “Planet Jr.” Catalogue is the handsomest, best and most instructive book ever issued on a similar subject. Full of little points that bring profit. Full of true and handsome illustrations. We mail it free to any address on application.

This admirable tool combines in a single convenient implement a capital hill-dropping seeder, a perfect drill seeder, a single wheel hoe, a cultivator, and a plow. It holds two quarts, sowing in continuous rows, or dropping in hills at five different distances. It is thrown out of gear by simply raising the handles. The index is accurate, simple and easily set. The drill is detached and the tool frame substituted by removing but one bolt. It then becomes a single wheel hoe, gardener-plow or cultivator. It is useful almost every day of the season, at every stage of garden work. With this one implement the small farmer can do practically all the work in his small crops. A set of three rakes supplied when specially ordered. Price, \$1.00.

“Planet Jr.” No. 4 Combined Hill and Drill Seeder, Single Wheel Hoe, Cultivator and Plow. Price complete, \$10.00. As a Drill only, \$8.00.



No. 12 Double Wheel Hoe.—Price \$6.50.

This perfected wheel hoe is invaluable for use in all small crops. Its variety of work is almost incredible. Changes and adjustments of the tools are made with the greatest quickness. It has 11-inch wheels, malleable frame and adjustable handles. All the blades are of tempered and polished steel.

No. 17 Single Wheel Hoe.—Price \$4.75.


This latest and best single wheel hoe has a very full set of tools, several of them being of new design, such as have been found to work in the very best manner. It has 11-inch wheel, with broad face; is very light, strong and easy running. It has adjustable handles and quick-change frame, which may be changed in height, and the wheel may be attached to the other side of the frame, when both sides of the row may be hoed at one passage. We can't tell you here of all the good things for your garden, but we want you to send for one of our new catalogues for 1902. It is complete; tells about the full “Planet Jr.” line, Horse Hoes, Wheel Hoes, Seed Drills, Cultivators, Harrows, Sugar Beet Tools, etc. Won't you send for it?

ONE OF OUR SPECIALTIES

DID YOU TRY IT?

NO FLIES ON COWS PROTECTED BY

“FLY BOUNCER”



SPRAGUE'S FLY BOUNCER

Drives Away Flies, Mosquitos and Insects. Guaranteed to do the work or money refunded. Safe, sure and cheap. Send for Illustrated Catalog.

NOT A KICK FROM MAN OR COW

Just as Fine for Horses as it is for Cows

Saves its cost many times over
in feed alone.



We invite your
correspondence
relating to our
goods. All in-
quiries cheer-
fully answered.

