



J. G. AUNER'S
CHEAP BOOKSTOR
No. 333 Market St.
PHILADELPHIA.

R

121

D91

1848

CORNELL UNIVERSITY

THE

Flower Veterinary Library

FOUNDED BY

ROSWELL P. FLOWER

for the use of the


N. Y. STATE VETERINARY COLLEGE

1897

CORNELL UNIVERSITY LIBRARY



3 1924 104 224 674



Cornell University Library

The original of this book is in
the Cornell University Library.

There are no known copyright restrictions in
the United States on the use of the text.

MEDICAL LEXICON.

A

DICTIONARY

OF

MEDICAL SCIENCE;

CONTAINING

A CONCISE EXPLANATION OF THE VARIOUS SUBJECTS AND TERMS; WITH THE FRENCH
AND OTHER SYNONYMES; NOTICES OF CLIMATE, AND OF CELEBRATED
MINERAL WATERS; FORMULÆ FOR VARIOUS OFFICINAL
AND EMPIRICAL PREPARATIONS, ETC.


BY

ROBLEY DUNGLISON, M. D.,

PROFESSOR OF THE INSTITUTES OF MEDICINE, ETC., IN JEFFERSON MEDICAL COLLEGE, PHILADELPHIA.

SEVENTH EDITION.

CAREFULLY REVISED AND GREATLY ENLARGED.



PHILADELPHIA:

LEA AND BLANCHARD.

1848.

No. 13157

Entered according to the Act of Congress, in the year 1848,

BY LEA AND BLANCHARD,

In the Clerk's Office of the District Court of the Eastern District of Pennsylvania.

La. 4+

121

1848

R

121

1848

1848

Storage

TO

ROBERT M. PATTERSON, M. D.

DIRECTOR OF THE MINT OF THE UNITED STATES, VICE PRESIDENT OF THE
AMERICAN PHILOSOPHICAL SOCIETY, ETC. ETC.

ONCE HIS COLLEAGUE IN THE UNIVERSITY OF VIRGINIA,

ALWAYS HIS FRIEND,

This Work is Dedicated,

FOR THE SEVENTH TIME,

WITH UNCHANGED AND UNCHANGEABLE SENTIMENTS, BY

THE AUTHOR.

Philadelphia, September, 1848.

PREFACE

TO THE SEVENTH EDITION.

IN issuing the present edition of his Dictionary, it is but necessary for the author to repeat what he stated in the preface to the sixth edition, in regard to the cares bestowed by him on its revision and improvement, and the great objects which he has always kept in view. That edition—as the author remarked—comprised nearly two thousand five hundred subjects and terms not contained in the one immediately preceding, many of which had been introduced into medical terminology in consequence of the progress of the science, and others had escaped him in previous revisions.

That the author has not suffered his exertions to flag in the preparation of the present edition is sufficiently manifested by the fact, that he has added *between six and seven thousand terms*, which are not to be found in the previous editions. To accommodate these, not only has the size of the page been increased, but the whole work has been enlarged by more than one hundred pages. These additions have necessarily required a vast amount of labour, which has been cheerfully bestowed, in order that the work might be made still more worthy of the great favour which it has experienced. It has ever been the anxious wish of the author, to render it “a *satisfactory and desirable*—if not *indispensable*—Lexicon, in which the student may search without disappointment for every term that has been legitimated in the no-

menclature of the science. This desideratum he is enabled to attempt in successive editions, by reason of the work not being stereotyped."

The present carefully revised and greatly enlarged edition cannot fail to be more extensively useful, and offers stronger claims to the attention of the practitioner and student than any of its predecessors.

The author gladly iterates the testimony borne by him, in the preface to the last edition, to the assiduity and accuracy impressed on the typographical department by Mr. Young, who printed also the four preceding editions.

ROBLEY DUNGLISON.

PHILADELPHIA, *September*, 1848.

PREFACE TO THE SECOND EDITION.

THE present undertaking was suggested by the frequent complaints, made by the author's pupils, that they were unable to meet with information on numerous topics of professional inquiry,—especially of recent introduction,—in the medical dictionaries accessible to them.

It may, indeed, be correctly affirmed, that we have no dictionary of medical subjects and terms which can be looked upon as adapted to the state of the science. In proof of this, the author need but remark, that he has found occasion to add several thousand medical terms, which are not to be met with in the only medical lexicon at this time in circulation in the country.

The present edition will be found to contain many hundred terms more than the first, and to have experienced numerous additions and modifications.

The author's object has not been to make a mere lexicon or dictionary of terms, but to afford, under each, a condensed view of its various medical relations, and thus to render the work an epitome of the existing condition of medical science. In its preparation, he has freely availed himself of the English, French, and German works of the same nature, and has endeavoured to add every subject and term of recent introduction, which has fallen under his notice; yet, with all his care, it will doubtless be found that subjects have been omitted. The numerous additions, however, which he has made, and his strong desire to be useful, "by removing rubbish and clearing obstructions from the paths through which learning and genius press forward to conquest and glory," will, he trusts, extenuate these and other objections that might be urged against the work; especially when the toil, which every compiler of a dictionary must endure, is taken into consideration; a toil which has been so forcibly depicted by the great English Lexicographer, as well as by the distinguished SCALIGER:

"Si quelqu'un a commis quelque crime odieux,
S'il a tué son père, ou blasphémé les Dieux,
Qu'il fasse un Lexicon: s'il est supplice au monde
Qui le punisse mieux, je veux que l'on me tonde."

EXPLANATION.

If the simple synonymy of any term be needed, a mere reference to the term may be sufficient; but if farther information be desired, it may be obtained under the term referred to. For example, the French word *Tronc* is said to be synonymous with *Trunk*. This may be sufficient for the inquirer; should it not, the requisite information may be found by turning to *Trunk*.

ABBREVIATIONS ARBITRARILY EMPLOYED.

Arab.	Arabic.	Nat. Ord.	Natural Order.
Ch.	Chaussier.	P.	Portuguese.
D.	Dutch.	Ph. D.	Pharmacopœia of Dublin.
Da.	Danish.	Ph. E.	“ Edinburgh.
E.	English.	Ph. L.	“ London.
F.	French.	Ph. P.	“ Paris.
F. or Fahr.	Fahrenheit.	Ph. U. S.	“ America. (Edit. 1842.)
Fam.	Family.	R.	Réaumur.
G.	German.	S.	Spanish.
Heb.	Hebrew.	S. g.	Specific Gravity.
I.	Italian.	Sax.	Anglo-Saxon.
L.	Latin.	Sex. Syst.	Sexual System.
Linn.	Linnaeus.	Sw.	Swedish.

A

NEW DICTIONARY

OF

MEDICAL SCIENCE.

A

A, before a consonant; *An* before a vowel, *a*, *av*, have, in the compound medical terms, a privative or debasing signification, like that of the particles *in*, *im*, *un*, *ir*, in English. Thus: *Sthené'a* means strength;—*Asthené'a*, want of strength;—*Anæmia*, want of blood, &c. Occasionally, in compound words, they have an intensive meaning.

AACHEN, Aix-la-Chapelle.

A, or **Ā**. See Abbreviation.

AARZHIL, MINERAL WATERS OF. **A.** is in the canton of Berne in Switzerland. The chief spring contains chlorides of calcium and sodium, sulphates of lime and soda, oxyd of iron, and sulphohydric acid gas.

AASMUS, Anhelatio.

ABACH, MINERAL WATERS OF. A hydro-sulphuretted saline spring, not far from Ratisbon or Regensburg in Bavaria.

ABAISSEMENT, Depression: see Cataract—*a. de la Matrice*, Prolapsus uteri.

ABAISSEUR DE L'AILE DU NEZ, Depressor alæ nasi—*a. de l'angle des lèvres*, Depressor anguli oris—*a. de la lèvre inférieure*, Depressor labii inferioris—*a. de la Machoire inférieure*, Digastricus—*a. de l'œil*, Rectus inferior oculi.

ABALIENATIO MENTIS, Insanity.

ABALIENATUS, *Corruptus*, Corrupted, from *ab*, and *alienus*, 'different.' *Membra abalienata*. Limbs dead, or benumbed.—Celsus, Scribonius Largus.

ABANGA. Name given by the inhabitants of St. Thomas to the fruit of a palm tree, the seeds of which they consider very useful in diseases of the chest, in the dose of three or four, given two or three times a day.

ABAPTIST'A. *Abaptiston* or *Abaptistum*, from *a* privative, and *βαπτίζειν*, 'to plunge.' A term applied to the old trepan, the conical shape of which prevented it from plunging suddenly into the cavity of the cranium.

ABAPTISTON, Abaptista.

ABAPTISTUM, Abaptista.

ABAREMO-TEMO. A Brazilian tree, which grows in the mountains, and appears to be a mimosa. Piso relates that the decoction of its bark, which is bitter and astringent, was applied, in that country, to ulcers of a bad character.

ABARNAHAS, Magnesia.

ABARTICULA'TIO, Diarthrosis and Synarthrosis.

A

ABBREVIATION

ABATARDISSEMENT, Degeneration.

ABATTEMENT, Prostration.

ABATTIS, Giblets.

ABBECOURT, MINERAL WATERS OF.

A chalybeate spring, six leagues from Paris, and one from Poissy. It was once much frequented, but is now abandoned.

ABBEVILLE, MINERAL WATERS OF. An acidulous chalybeate at Abbeville, in the department of Somme, France.

ABBREVIATION, *Abbrevidtio*, *Brachynsis*, *Brachys'mos*, *Abbrevid'ra*. (F.) *Abreviation*, from *brevis*, 'short.' Abbreviations are chiefly used in medicinal formulæ. They are by no means as frequently employed now as of old, when every article had its appropriate symbol. The chief abbreviations now adopted are the following:

R. *Recipe*, Take.

A. Ā, ANA, (*ava*) *utriusque*, of each.

ABDOM. *Abdomen*.

ABS. FEBR. *Absente febre*, In the absence of fever.

AD. or ADD. *Adde* or *addatur*.

AD. LIB. *Ad libitum*, At pleasure.

ADMOV. *Admoveatur*, Let it be applied.

ALTERN. HOR. *Altermis horis*, Every other hour.

ALV. ADSTRICT. *Alvo adstrictâ*, The bowels being confined.

AQ. Aqua, Water.

AQ. COMM. *Aqua communis*, Common water.

AQ. FONT. *Aqua fontis*, Spring water.

AQ. BULL. *Aqua bulliens*, Boiling water.

AQ. FERV. *Aqua fervens*, Hot water.

AQ. MARIN. *Aqua marina*, Sea water.

B. A. *Balneum arenæ*, A sand-bath.

BALS. *Balsamum*, Balsam.

BB. BBDS. *Barbadensis*, Barbadoes.

BIB. *Bibe*, Drink.

BIS IND. *Bis indies*, Twice daily.

B. M. *Balneum mariæ*, A salt water bath.

BOL. *Bolus*.

BULL. *Bulliat*, Let it boil.

BUT. *Butyrum*, Butter.

B. V. *Balneum vaporis*, A vapour-bath.

CÆRUL. *Cæruleus*, Blue.

CAP. *Capiat*, Let him take.

C. C. *Cornu cervi*, Hartshorn.

C. C. U. *Cornu cervi ustum*, Burnt hartshorn.

C. M. *Cras manè*, To-morrow morning.

C. N. *Cras nocte*, To-morrow night.
 C. V. *Cras vespere*, To-morrow evening.
 COCHL. *Cochleare*, A spoonful.
 COCHL. ANPL. *Cochleare amplum*, A large spoonful.
 COCHL. INF. *Cochleare Infantum*, A child's spoonful.
 COCHL. MOD. or MED. *Cochleare modicum* or *medium*, A dessert-spoonful.
 COCHL. PARV. *Cochleare parvum*, A tea-spoonful.
 Col. *Cola, colaturæ*, Strain, and to the strained.
 COMP. *Compositus*, Compound.
 CONF. *Confectio*, Confection.
 CONS. *Conserva*, Conserve.
 CONT. *Continuetur*, Let it be continued.
 COQ. *Coque*, Boil.
 CORT. *Cortex*, Bark.
 CRAST. *Crastinus*, For to-morrow.
 CUJ. *Cujus*, Of which.
 CUJUSL. *Cujuslibet*, Of any.
 CYATH. *Cyathus*, A glassful.
 CYATH. THEÆ, A cup of tea.
 D. *Dosis*, A dose.
 D. et S. *Detur et signetur*, (placed at the end of a prescription.)
 D. D. *Detur ad*, Let it be given in or to.
 D. D. VITR. *Detur ad vitrum*, Let it be given in a glass.
 DRAUR. PIL. *Deaurentur pilulæ*, Let the pills be gilded.
 DEB. SPISS. *Debita spissitudo*, A due consistence.
 DEC. *Decanta*, Pour off.
 DECUB. *Decubitus*, Lying down, going to bed.
 DE D. in D. *De die in diem*, From day to day.
 DEJ. ALV. *Dejectiones alvi*, Alvine evacuations.
 DEP. *Depuratus*, Purified.
 DET. *Detur*, Let it be given.
 DIEB. ALTERN. *Diebus alternis*, Every other day.
 DIEB. TERT. *Diebus tertiis*, Every third day.
 DIG. *Digeratur*, Let it be digested.
 DIL. *Dilatatus*, Dilute.
 DIM. *Dimidius*, One half.
 DIST. *Distilla*, Distil.
 DIV. *Divide*, Divide.
 DONEC ALV. SOLUT. FUER. *Donec alvus soluta fuerit*, Until the bowels are opened.
 DRACH. *Drachma*, A drachm.
 EJUSD. *Ejusdem*, Of the same.
 ENEM. *Enema*, A clyster.
 EXHIB. *Exhibeatur*, Let it be exhibited.
 EXT. SUPER ALUT. *Extende super alutam*, Spread upon leather.
 F. *Fiat*, Let it be made.
 F. PIL. *Fiat pilula*, Make into a pill.
 F. VENES. or F. VS. *Fiat venæsectio*, Let bleeding be performed.
 FEB. DUR. *Febre durante*, The fever continuing.
 FEM. INTERN. *Femoribus internis*, To the inside of the thighs.
 FIST. ARMAT. *Fistula armata*, A bag and pipe, a clyster pipe and bladder fitted for use.
 FL. *Fluidus*, and *Flores*, Fluid, and Flowers.
 FRUST. *Frustillatim*, In small pieces.
 GEL. QUAVIS. *Gelatinâ quavis*, In any kind of jelly.
 G. G. G. *Gummi guttæ Gambiæ*, Gamboge.
 GR. *Granum*, A grain.

Gtt. *Gutta*, A drop.
 Gtt. or GUTT. QUIBUSD. *Guttis quibusdam*, With some drops.
 GUM. *Gummi*, Gum.
 GUTTAT. *Guttatim*, By drops.
 HOR. DECUB. *Horâ decubitûs*, At bed-time.
 HOR. INTERM. *Horis intermediis*, At intermediate hours.
 H. S. *Horâ somni*, At bed-time.
 INF. *Infunde*, Infuse.
 IND. *Indies*, Daily.
 INJ. ENEM. *Injiciatur enema*, Let a clyster be given.
 IN PULM. *In pulmento*, In gruel.
 JUL. *Julepus*, a julep.
 LAT. DOL. *Lateri dolenti*, To the pained side.
 LB. and LIB. *Libra*, A pound weight.
 LIB. LLB. *Librae*, Pounds.
 LIQ. *Liquor*.
 M. *Misce*, Mix.
 MAC. *Macera*, Macerate.
 MAN. *Manipulus*, A handful.
 MAN. PRIM. *Manè primo*, Early in the morning.
 MIC. PAN. *Mica panis*, Crumb of bread.
 MIN. *Minimum*, The 60th part of a drachm by measure.
 MITT. *Mitte*, Send.
 MITT. SANG. *Mittatur sanguis*, Let blood be drawn.
 MOD. PRÆSCRIPT. *Modo præscripto*, In the manner prescribed.
 MOR. SOL. *More solito*, In the usual manner.
 MUC. *Mucilago*, Mucilage.
 N. M. *Nux moschata*, Nutmeg.
 O. *Octarius*, A pint.
 OL. *Oleum*, Oil.
 OL. LINI, S. I. *Oleum lini sine igne*, Cold-drawn linseed oil.
 OMN. BID. *Omni biduo*, Every two days.
 OMN. BIH. *Omni bihorio*, Every two hours.
 OMN. HOR. *Omni hora*, Every hour.
 OMN. MAN. *Omni manè*, Every morning.
 OMN. NOCTE, Every night.
 OMN. QUADR. HOR. *Omni quadrante horæ*, Every quarter of an hour.
 O. O. O. *Oleum olivæ optimum*, Best Olive oil.
 OV. *Ovum*, An egg.
 OX. *Oxymel*.
 OZ. *Uncia*, An ounce.
 P. *Pondere*, by weight.
 P. and PUG. *Pugillus*, a pugil.
 P. Æ. *Partes æquales*, Equal parts.
 PART. VIC. *Partitis vicibus*, In divided doses.
 PERACT. OP. EMET. *Peractâ operatione emetici*, The operation of the emetic being over.
 PIL. *Pilula*, A pill.
 POST SING. SED. LIQ. *Post singulas sedes liquidas*, After every liquid evacuation.
 POT. *Potio*, A potion.
 P. P. *Pulvis patrum*, Jesuits' bark.
 P. RAT. ÆTAT. *Pro ratione ætatis*, According to the age.
 P. R. N. *Pro re natâ*, As occasion may be.
 PULV. *Pulvis*, A powder.
 Q. P. *Quantum placeat*, As much as may please.
 Q. S. *Quantum sufficiat*, As much as is sufficient.
 QUOR. *Quorum*, Of which.
 Q. V. *Quantum volueris*, As much as you wish.
 RAD. *Radix*, Root.

RAS. *Rasuræ*, Shavings.
RECT. *Rectificatus*, Rectified.
RED. or REDIG. in PULV. *Redactus in pulverem*, or *Redigatur in pulverem*, Powdered, or Let it be powdered.

REG. UMBIL. *Regio umbilici*, The umbilical region.

REPET. *Repetatur*, Let it be repeated.

S. A. *Secundum artem*, According to art.

SEM. *Semen*, Seed.

SEMI-DR. *Semi-drachma*, Half a drachm.

SEMI-H. *Semi-hora*, Half an hour.

SERV. *Serva*, Keep, preserve.

SESQUIH. *Sesquihora*, An hour and a half.

SESUNG. *Sesuncia*, An ounce and a half.

SI NON VAL. *Si non valeat*, If it does not answer.

SI OP. SIT. *Si opus sit*, If there be need.

SI VIR. PERM. *Si vires permittant*, If the strength will permit.

SOLV. *Solve*, Dissolve.

SP. and SPIR. *Spiritus*, Spirit.

Ss. *Semi*, One half.

ST. *Stat*, Let it stand.

SUB FIN. COCT. *Sub finem coctionis*, Towards the end of the boiling.

SUM. *Sumat*, Let him take; also, *Summitates*, The tops.

S. V. *Spiritus vini*, Spirit of wine.

S. V. R. *Spiritus vini rectificatus*, Rectified spirit of wine.

S. V. T. *Spiritus vini tenuior*, Proof spirit of wine.

SYR. *Syrupus*, Syrup.

TEMP. DEXT. *Tempori dextro*, To the right temple.

T. O. *Tinctura opii*, Tincture of opium.

TR., TR and TINCT. *Tinctura*, Tincture.

TRIT. *Tritura*, Triturate.

V. O. S. or VIT. OV. SOL. *Vitello ovi solutus*, Dissolved in the yolk of an egg.

VS. *Venæsectio*, Venesection.

Z. Z. anciently *myrrh*: now *zinziber*, or ginger.

℔, *Libra*, a pound.

ʒ *Uncia*, An ounce.

ʒ, *Drachma*, A drachm.

ʒ, *Scrupulum*, A scruple.

℥, *Minimum*, a minim.

ss, *Semissis*, or half; iiss, one and a half.

j, one; ij, two; iij, three; iv, four, &c.

The same system is not always followed in abbreviating. The subjoined will exhibit the usual mode:

Infus. Colomb.	f. ʒiiss
Tinct. gent. c.	f. ʒi
Syr. Cort. Aurant.	f. ʒss
Tinct. Caps.	gtt. XL. M

Capt. Coch. ij. p. r. ii.

This, written at length, is as follows:

Recipe

Infusi Colombæ sesqui-fluidunciam.
Tincturæ Gentianæ Compositæ fluidrachmam.

Syrupi Corticis Aurantiorum semi-fluidrachmam.

Tincturæ Capsici guttas quadraginta.
Miscæ.

Capiat cochlearia duo pro re natâ.

ABCES, Abscess—*a. Aigu*, see Abscess—*a. Chaud*, see Abscess—*a. Chronique*, see

Abscess—*a. Par congestion*, see Abscess—*a. Diathésique*, see Abscess—*a. Froid*, see Abscess—*a. Métastatique*, see Abscess—*a. Scrofuloux*, see Abscess—*a. Soudain*, see Abscess.

ABDOMEN, from *ab'dere*, 'to conceal;' *Etron*, *Hypogastrium*, *Hypocœlium*, *Epischion*, *Lapsara*, *Hypocœlion*, *Gaster*, *Hypogastrium*, *Nedys*, *Abdomen*, *Venter imus*, *Venter infimus*, *Alvus*, *Uterus*. (F.) *Ventre*, *V. inférieur*, *Bas ventre*. The largest of the three splanchnic cavities, bounded, above, by the diaphragm; below, by the pelvis; behind, by the lumbar vertebræ; and at the sides and fore part, by muscular expansions. It is distinguished into three anterior regions, from above to below; viz. the epigastric, umbilical, and hypogastric, each of which is itself divided into three others, one middle, and two lateral: thus, the epigastric region comprises the epigastrium and hypochondria; the umbilical, the umbilicus and flanks or lumbar regions; and the hypogastric, the hypogastrium and iliac regions. None of these regions has its limits well defined. The chief viscera contained in the cavity of the abdomen, *Cœlia*, *Cavum Abdominis*, are the stomach, intestines, liver, spleen, pancreas, kidneys, &c. It is lined by the peritoneum.

ABDOMINAL, *Abdominalis*, *Ventrâlis*, *Ventral*. That which belongs to the Abdomen, as *abdominal muscles*, *abdominal viscera*, &c.

ABDOMINIS EXPLORATIO, *Abdominoscopia*.

ABDOMINIS COP'IA, *Gastroscofia*. A hybrid word, from *Abdomen*; 'the lower belly,' and *ὄκονω*, 'I view;' *Laparoscofia*, *Abdominis exploratio*. Examination of the lower belly as a means of diagnosis. See Auscultation.

ABDUCENS LABIORUM, *Levator anguli oris*.

ABDUCENTES, *Motor oculi externus*.

ABDUCTEUR DE L'ŒIL, *Rectus externus oculi*—*a. de l'oreille*, *Abductor auris*—*a. du gros orteil*, *Abductor pollicis pedis*—*a. du petit orteil*, *Abductor minimi digiti pedis*—*a. court du pouce*, *Abductor pollicis brevis*—*a. long du pouce*, *Abductor longus pollicis*.

ABDUCTION, *Abductio*, from *abducere*, to separate, (*ab* and *ducere*, 'to lead.')

The movement which separates a limb or other part from the axis of the body.

The word has also been used synonymously with *Abruptio*, *Apag'ma*, *Apoclas'ma*, a fracture near the articular extremity of a bone, with separation of the fragments.

ABDUCTOR, same etymon. (F.) *Abducteur*. A muscle which moves certain parts by separating them from the axis of the body.

ABDUCTOR AURICULARIS, *Abductor auris*—*a. Indicis pedis*, *Prior indicis pedis*, *Posterior indicis pedis*—*a. Medii digiti pedis*, *Prior medii digiti pedis*—*a. Minimi digiti*, *Flexor parvus minimi digiti*—*a. Minimi digiti*, *Prior minimi digiti*—*a. Oculi*, *Rectus externus oculi*—*a. Pollicis manus*, and *a. Brevis alter*, *Abductor pollicis brevis*.

ABDUCTOR AURIS, *Abductor auriculâris*. (F.) *Abducteur de l'oreille*. A portion of the posterior auris, whose existence is not constant, which passes from the mastoid process to the concha.

ABDUCTOR INDICIS, *Semi-interos'seus indicis*. A muscle which arises from the os trapezium and metacarpal bone of the thumb, and is

inserted into the first bone of the forefinger. Its use is to bring the forefinger towards the thumb.

ABDUCTOR MINIMI DIGITI, *Carpophalangianus minimi digiti*, *Carpophalangien du petit doigt*, *Extensor ter' tii interno' dui minimi digiti*—(Douglas.) *Hypoth' enar minor metacarpus*. See *Flexor parvus*. It originates fleshy from the os pisiforme, and from the annular ligament near it; and is inserted, tendinous, into the inner side of the base of the first bone of the little finger. *Use*, to draw the little finger from the rest.

ABDUCTOR MINIMI DIGITI PEDIS, *Calco-subphalangeus minimi digiti*, *Calcarneo-phalangien du petit orteil*, *Parath' enar major*—(By Winslow, the muscle is divided into two portions,—*Parath' enar major* and *metatarsus*.) *Calcaneo-sous-phalangien du petit orteil*—(Ch.) (F.) *Abducteur du petit orteil*. This muscle forms the outer margin of the sole of the foot, and is immediately beneath the plantar aponeurosis. It arises, tendinous and fleshy, from the outer side of the protuberance of the os calcis, and from the root of the metatarsal bone of the little toe, and is inserted into the outer part of the root of the first bone of the little toe. *Use*. To draw the little toe outwards.

ABDUCTOR POLLICIS BREVIS, *Abductor Pollicis Manús*, *Scapho-carpus-super-phalangeus Pollicis*, *Sus-phalangien du pouce*, *A. pollicis manus* and *A. brevis alter*—(Albinus.) (F.) *Abducteur court du pouce*, *Carpus-sus-phalangien du pouce*—(Ch.) A short, flat, triangular muscle, which arises from the anterior surface of the os scaphoides and the annular ligament of the carpus, and terminates at the outside of the upper extremity of the first phalanx of the thumb. A particular portion, on the inner side of this muscle, is called, by Albinus, *Abductor brevis alter*.

ABDUCTOR LONGUS POLLICIS, *A. l. P. Manús*, *Extensor ossis metacarpi pollicis manus*, *Extensor primi internodi*—(Douglas.) *Extensor primus Pollicis*, *Cubito-radi-sus-metacarpian du pouce*, *Cubito-sus-metacarpian du pouce*—(Ch.) (F.) *Abducteur long du pouce*. A long, thin muscle, arising from the posterior surface of the ulna, radius, and interosseous ligament, and inserted at the outer side of the upper extremity of the first metacarpal bone.

ABDUCTOR POLLICIS PEDIS, *Calco-subphalangeus Pollicis*. (F.) *Abducteur du gros orteil*. This muscle arises, fleshy, from the anterior and inner part of the protuberance of the os calcis, and tendinous from the same bone where it joins with the os naviculare. It is inserted, tendinous, into the internal os sesamoideum and root of the first bone of the great toe. *Use*. To pull the great toe from the rest.

The name *Abductor* has been given also to all those interosseous muscles of the hand and foot, which perform the motion of abduction on the fingers or toes, and to muscles which execute the same function on other parts of the body.

ABDUMEN, Abdomen.

ABEBÆOS, from *a* neg. and *βεβαιος*, 'firm,' *infirmus*, *debilis*. Weak, infirm, unsteady.

ABELLE, Bee.

ABELMELUCH. One of the names of the Ricinus, according to some authors.—Prosper Alpinus says that a tree, which grows about Mecca, is so called. Its seeds, which are black

and oblong, are said to be a most violent cathartic.

ABELMOSCHUS, *Hibiscus abelmoschus*—*a. Mosechatus*, *Hibiscus abelmoschus*.

ABELMUSK, *Hibiscus abelmoschus*.

ABENSBERG, MINERAL WATERS OF. A. is a city of Bavaria, where there is a cold, sulphureous spring.

ABERRATIO, *Aberration*—*a. Lactis*, *Galactoplasia*—*a. Mensium*, *Menstruation*, *vicarious*—*a. Menstruorum*, *Menstruation*, *vicarious*.

ABERRATION, *Aberra'tio*, from *aberra're*, (*ab* and *errare*,) 'to stray,' 'to wander from.' This word has several meanings.

1. The passage of a fluid of the living body into an order of vessels not destined for it. In this sense it is synonymous with the *Error Loci* of Boerhaave.

2. The flow of a fluid towards an organ different from that to which it is ordinarily directed; as in cases of vicarious hemorrhage. *Aberrations of sense or judgment* are certain errors in the perceptions, or certain derangements of the intellectual faculties.

The word is used in optics to designate the dispersion of the rays of light in passing through a lens.

ABERRATION, CHROMATIC, *Aberration of Refrangibility*—*a. Spherical*, *Aberration of sphericity*.

ABERRATION OF REFRACTIBILITY, *Chromatic aberration*, exists, when, as in a common lens, the rays that pass near the circumference of the lens are decomposed, so that a coloured image is observed. This aberration in the human eye is corrected by the iris, which does not permit the rays to fall near the circumference of the lens, and also by the crystalline lens itself, which, owing to its structure, serves the purposes of an achromatic glass.

ABERRATION OF SPHERICITY or *spherical aberration* takes place, when the rays, as in a common lens, which pass through the centre of the lens, and those which pass near the circumference, are unequally refracted, so that they do not meet at a common focus.

This aberration of sphericity in the human eye is corrected by the iris.

ABESSI, Realgar.

ABEVACUATIO, *Apoceno'sis*, from *ab*, and *evacuare*, 'to empty.' An evacuation. A partial or imperfect evacuation. By some, it is applied to an immoderate evacuation.—Kraus.

ABHAL. A fruit well known in India, and obtained from a species of cypress. It passes for an emmenagogue.

ABIES, *Pinus Picea*—*a. Balsamea*, *Pinus balsamea*—*a. Canadensis*, *Pinus Canadensis*—*a. Excelsa*, see *Pinus abies*—*a. Gallica*, *Pinus picea*—*a. Pectinata*, *Pinus picea*—*a. Picea*, *Pinus picea*—*a. Rubra*, *Pinus rubra*.

ABIGA, *Teucrium Chamæpitys*.

ABIOSIS, Death.

ABIOTOS, *Conium maculatum*.

ABIRRITATION. *Abirrita'tio*, from *ab*, privative, and *irritatio*, 'irritation.' This word strictly means absence or defect of irritation. The disciples of Broussais used it to indicate a pathological condition, opposite to that of irritation. It may be considered as synonymous with debility, asthenia, &c.

ABLACTATIO, Weaning.

ABLASTES, Sterile.

ABLATIO, Extirpation.

ABLEPH'ARUS, *frontis*, privative, and *φραση*, 'eyelid.' One who has no eyelids.

ABLEPSIA, Cæcitas.

ABLUENTIA, Detergents.

ABLU'TION, *Ablutio*, *Aponipsis*, *Catadysmus*, from *abluere*, (*ab* and *luere*,) 'to wash.' A name given to legal ceremonies in which the body is subjected to particular affusions. Ablution (especially of the extremities) with cold or tepid water is employed, therapeutically, to reduce febrile heat. Also, the washing by which medicines are separated from the extraneous matters mixed with them.

ABNORMAL, Abnormous.

ABNORMITAS, Anomalía.

ABNORMOUS, *Abnormal* (F.) *Anormal*, from *ab*, 'from,' and *norma*, 'rule.' Not conformable to rule; irregular.

ABOL'TION, *Abolitio*, destruction or suppression, from *ab* and *luere* (?) 'to wash.' A word, often employed, especially by the French, to express the complete suspension of any symptom or function. *Abolition of the sight*, e. g. is the complete loss of sight.

ABOMA'SUS, *Abomasum*, *Enystron*, *Rennet*. The lowermost or fourth stomach of ruminating animals.

ABOMINATIO, Disgust.

ABONDANCE, Plethora.

ABORSIO, Abortion.

ABORSUS, Abortion.

ABORTICIDIUM, Fœticide.

ABORTIVE, Abortive.

ABORTIFACIENS, Abortive.

ABORTION, *Abortus*, *Aborsus*, *Aborsio*, *Dystocia abortiva*, *Omolocia*, *Paracystis abortus*, *Amblosis*, *Ambloma*, *Amblosmus*, *Ecbole*, *Embryotocia*, *Diaphthora*, *Ectrosis*, *Ecambloma*, *Ecamblosis*, *Ectrosmos*, *Apopallesis*, *Apopal'sis*, *Apophthora*, *Phthora*, *Convulsio uteri*, *Deperditio*. (F.) *Avortement*, *Blessure*, Miscarriage, from *ab* and *oriri*, 'to rise,' applied to that which has arisen out of season. The expulsion of the fœtus before the seventh month of utero-gestation, or before it is *viable*. (q. v.) The causes of this accident are referrible either to the mother, and particularly to the uterus; or to the fœtus and its dependencies. The causes, in the mother, may be:—extreme nervous susceptibility, great debility, plethora; faulty conformation, &c.; and it is frequently induced immediately by intense mental emotion, violent exercise, &c. The causes seated in the fœtus are its death, rupture of the membranes, &c. It most frequently occurs between the 8th and 12th weeks of gestation. The symptoms of abortion are:—uterine hemorrhage with or without flakes of decidua, with intermitting pain. When abortion has once taken place, it is extremely apt to recur in subsequent pregnancies about the same period. Some writers have called abortion, when it occurs prior to three months, *Effluxion*. The treatment must vary according to the constitution of the patient and the causes giving rise to it. In all cases, the horizontal posture and perfect quietude are indispensable.

ABORTION is likewise applied to the product of an untimely birth. *Abortus*, *Aborsus*, *Apoblema*, *Apoble*, *Ecblo*, *ma*, *Amblothrídion*,

Ectroma, *Fructus immaturus*, *Abortment*.

(F.) *Avorton*, *Avortin*.

TO ABORT, *Aboriri*. To miscarry. (F.) *Avorter*.

ABOR'TIVE, *Abortivus*, *Ecbolius*, *Ambloiticus*, *Amblothrídium*, *Phthor'ius*, *Apophthor'ius*, *Ectros'icus*, *Abortifaciens*, *Aoyt'rius*, *Eapollens*, *Phthoroc'tonus*, *Phthoroc'tonus*, *Ecbol'icus*, *Parturient*. (q. v.) *Parturifaciens*, *Ecbole*. (F.) *Abortif*. A medicine to which is attributed the property of causing abortion. There is probably no direct agent of the kind.

ABORTMENT, Abortion.

ABORTUS, Abortion.

ABOUCHEMENT, Anastomosis.

ABOULAZA, a tree of Madagascar, used, according to Flacourt, in the practice of the country in diseases of the heart.

ABOUTISSEMENT, Suppuration.

ABRABAX, *Abrasax*, *Abrasax*. A mystic term expressing the number 365, and to which the Cabalists attributed miraculous properties.

ABRACADA'BRA: the name of a Syrian Idol, according to Selden. This word, when pronounced and repeated in a certain form and a certain number of times, was supposed to have the power of curing fevers and preventing many diseases. It was figured on amulets and worn suspended around the neck.

A B R A C A D A B R A
B R A C A D A B R A
R A C A D A B R A
A C A D A B R A
C A D A B R A
A B A B R A
D A B R A
A B R A
B R A
R A
A

ABRACALAN, A cabalistic term to which the Jews attributed the same virtue as to the word ABRACADABRA.

ABRASAX, Abrabax.

ABRASION, *Abra'sio*, *Aposyr'ma*, *Aposyr'mus*, from *abradere*, (*ab* and *radere*,) 'to rasp.' A superficial excoriation, with loss of substance, under the form of small shreds, in the mucous membrane of the intestines,—(F.) *Raclures des Boyaux*. Also, an ulceration of the skin, possessing similar characters. According to Vieq d'Azyr, the word has been used for the absorption of the molecules composing the various organs.

ABRATHAN, *Artemisia abrotanum*.

ABRAXAS, Abrabax.

ABREVIATION, Abbreviation.

ABRICOT, *Prunus Armeniaca*.

ABROSIA, Abstinence.

ABROTANUM, *Artemisia abrotanum*—a. Cathum, *Artemisia abrotanum*—a. Mas, *Artemisia abrotanum*.

ABROTONIT'ES, *αβροτονιτης*, (*αινος*, 'wine,' understood.) Wine impregnated with *Artemisia Abrotanum* or Southernwood.

ABROTONUM, *Artemisia abrotanum*.

ABRUPTIO, Abduction.

ABRUS PRECATORIUS, *Liquorice Bush*, *Red Bean*, *Love pea*. A small ornamental shrub, found from Florida to Brazil, as well as in Egypt and the West Indies; *Nat. Ord.* Leguminosæ. *Sex. Syst.* Monadelphia enneandria; having beautiful scarlet seeds with a black

spot. The roots and leaves are sweet and mucilaginous demulcents. The seeds of the American kind are considered to be purgative and poisonous.

ABSCESS, from *abscedo*, (*abs*, and *cedere*), 'I depart,' or 'separate from.' *Absces'sus*, *Absces'sio*, *Aphiste'sis*, *Apost'e'ma*, *Ecyp'e'ma*, *Ecyp'e'sis*, *Reces'sus*, *Impos'thume*. (F.) *Abscès*, *Depôt*. A collection of pus in a cavity, the result of a morbid process. See Pyogenia and Suppuration.

The French have various distinctive terms for Abscesses.

ABCÈS CHAUD, AIGU, SOUDAIN, is one which follows violent inflammation.

ABCÈS FROID, CHRONIQUE, SCROFULEUX, one which is the result of chronic or scrofulous inflammation.

ABCÈS PAR CONGESTION, *A. diathésique*, a symptomatic abscess, one which occurs in a part at a distance from the inflammation by which it is occasioned: e. g. a *lumbar abscess*; (q. v.) in which the inflammation may be in the lumbar vertebræ, whilst the pus exhibits itself at the groin.

ABSCESS METASTATIC, *Absces'sus metastaticus*, (F.) *Abscès métastatique*; *A. consécutif*, an abscess, which forms suddenly, and sometimes without any precursory signs of inflammation, in a part of the body remote from one in a state of suppuration, and without presenting a sufficient reason for its development in the place which it occupies. It is a consequence of phlebitis.

ABSCESS, PERFORATING OF THE LUNG, see Lung, perforating abscess of the—a. Psoas, Lumbar abscess.

ABSCESSUS CEREBRI, Encephalopyosis—a. Gangrænescens, Anthrax—a. Gangrænusus, Anthrax—a. Lacteus, Mastodynia apostematosa—a. Lumborum, Lumbar abscess—a. Mammæ, Mastodynia apostematosa—a. Metastaticus, Abscess, metastatic—a. Nucleatus, Furunculus—a. Oculi, Hypopyon—a. Pectoris, Empyema—a. Pulmonum, Pneumapostema—a. Renalis, Nephrapostasis—a. Spirituosus, Aneurism—a. Thoracis, Empyema—a. Urinosus, Urapostema.

ABSCISSIO PRÆPUTII, Circumcision.

ABSCIS'SION, *Abscis'sio*, *Abscis'sio*, from *abscedere* or *abscindere*, 'to cut off,' *Apoc'opè*, *Apothrau'sis*, *Diac'opè*. Excision or extirpation of a part, especially of a soft part.—Fabricius Hildanus.

Fracture or injury of soft parts, with loss of substance.—Hippocrates.

Diminution, or loss of voice.—Celsus.

Sudden and premature termination of a disease.—Galen.

ABSCESSIO, Sinus.

ABSENCE DU BRUIT RESPIRATOIRE, see Murmur, respiratory.

ABSINTHITES, *αψινθίτης*, *Apsinthi'tes*, Wine impregnated with Absinthium or Wormwood.—Dioscorides.

ABSINTHIUM, (Ph. U. S.), *Artemisia absinthium*—a. Maritimum, *Artemisia maritima*—a. Ponticum, *Artemisia pontica*—a. Romanum, *Artemisia pontica*—a. Santonicum, *Artemisia santonica*—a. Vulgare, *Artemisia absinthium*.

ABSORBANT, Absorbent.

ABSOR'BENT, *Absor'bens*, from *absorbere*,

(*ab* and *sorbere*), 'to drink, to suck up.' (F.) *Absorbant*. That which absorbs.

ABSORBENT SYSTEM is the collection of vessels, *Vasa absorbentia seu resorbentia*, and glands, which concur in the exercise of absorption.

A medicine used for absorbing acidity in the stomach and bowels, as magnesia, chalk, &c. *Invertens*, *Resor'bens*, *Sat'urans*.

Also, any substance, such as cobweb, sponge, &c., which, when applied to a bleeding surface, retains the blood, and forms with it a solid and adhesive compound, which arrests the hemorrhage.

ABSORPTIO, Absorption—a. Sanguinis, Hæmorrhophesis.

ABSORPTION, *Resorp'tio*, *Inhalat'io*, *Imbibit'io*, *Absorp'tio*, *Anar'rhop'hè*, *Anarrhop'hè'sis*, *Catapino'sis*, *Rhoebdè'sis*, *Catarrhop'hè'sie*, *Catar'rhop'hè*; same etymon. The function of absorbent vessels, by virtue of which they take up substances from without or within the body.

Two great divisions have been made of this function. 1. *External absorption*, or the *absorption of composition*, which obtains from without the organs the materials intended for their composition; and, 2. *Internal absorption*, or the *absorption of decomposition*, which takes up from the organs the materials that have to be replaced by the exhalants.

By *external absorption* is meant not only that which takes place at the external surface of the body, but also that of the mucous membranes of the digestive and respiratory passages. Hence, again, the division of external absorption into *cutaneous-resorp'tio cuta'nea seu cutis*, *inhalat'io cutis—intestinal or digestive*, and *pulmonary or respiratory*.

Internal absorption is also subdivided into, 1. *Molecular or interstitial, nutritive or organic*, which takes up from each organ the materials that constitute it, so that the decomposition is always in equilibrio with the deposition. 2. *The absorption of recremental secreted fluids*, such as the fluid of serous membranes, synovia, &c. As these are constantly exhaled on surfaces which have no external outlet, they would augment indefinitely, if absorption did not remove them in the same proportion as that in which they are deposited. 3. *The absorption of a part of the excremental fluids*, as they pass over the excretory passages.

Absorption does not effect the decomposition of the body immediately. It merely prepares the fluid which has to be eliminated by the excretory organs.

The great agents of external absorption are the veins and chyliiferous vessels; of internal absorption, probably the lymphatics. In the chyliiferous vessels and lymphatics the fluid is always found to possess the same general properties. In them, therefore, an action of elaboration or selection must have taken place. The veins, on the other hand, seem to exert no selection. Any fluid, possessing the necessary tenuity, passes through the coats of the vessel readily by imbibition, and proceeds along with the torrent of the circulation. Watery fluids in this manner enter the blood when they are taken into the stomach. Substances that require digestion, on the other hand, must pass through the chyliiferous vessels and thoracic duct.

ABSORPTION OF COMPOSITION, see Absorption—*a.* Cutaneous, see Absorption—*a.* of Decomposition, see Absorption—*a.* Digestive, see Absorption—*a.* External, see Absorption—*a.* of Excremental Secreted Fluids, see Absorption—*a.* Internal, see Absorption—*a.* Intestinal, see Absorption—*a.* Interstitial, see Absorption—*a.* Molecular, see Absorption—*a.* Nutritive, see Absorption—*a.* Organic, see Absorption—*a.* Pulmonary, see Absorption—*a.* of Recremental Secreted Fluids, see Absorption—*a.* Respiratory, see Absorption.

ABSTÈME, Abstemiuous.

ABSTÈMIIOUS, *Abstèmiuous, Aot'nos*, from *abs*, 'without,' and *temetum*, 'wine.' (F.) *Abstème*. Used by the ancient writers, as well as by the French, in the sense only of its roots; one who abstains from wine or fermented liquors in general.

ABSTERGENTIA, Detergents.

ABSTERSIVA, Detergents.

ABSTERSORIA, Detergents.

AB'STINENCE, *Abstinentia*, from *abs*, 'from,' and *tenere*, 'to hold,' *Abras'ia, Asit'ia, Laman'chia, Limactor'ia*, Fasting. Privation, usually voluntary, as when we speak of *abstinence from pleasure, abstinence from drink*, &c. It is more particularly used to signify voluntary privation of certain articles of food. Fasting is a useful remedial agent in certain diseases, particularly in those of an inflammatory character.

ABSUS, a kind of cassia—*C. Absus*—which grows in Egypt and in India, the seeds of which, pulverized and mixed with powdered sugar, have been employed, in form of a dry collyrium, in the endemic ophthalmia of Egypt.

ABU'LIA; from *a*, 'privative,' and *βουλη*, 'will.' Loss of the will, or of volition.

ABU'LICUS; same etymon. One who has lost the power of will, or of volition.

ABUS DE SOI-MÈME, Masturbation.

ABUTA, Pareira brava.

ABUTILON CORDA'TUM, *Sida abutylon*, Yellow mallow. An indigenous plant, common from Canada to Mexico, which resembles common mallow in its medical virtues, being mucilaginous and demulcent.

ABVACUA'TIO, an excessive or colliquative evacuation of any kind.

ACACIA, (Ph. U. S.) *Acaciæ gummi*—*a.* Catechu, Catechu—*a.* Germanica, see *Prunus spinosa*—*a.* Indica, Tamarindus—*a.* Nostras, see *Prunus spinosa*—*a.* Vera, see *Acaciæ gummi*—*a.* Zeylonica, *Hæmatoxylon Campechianum*.

ACACIÆ GUMMI, *Acacia*, from *ακη*, 'a point,' so called in consequence of its spines, *G. Acaciæ Arabiæ, G. Arabicum, G. Acanthinum, G. Leucum, G. Thebæicum, G. Serapio-nis, G. Lamao, G. Senega, or Seneca, Gum Arabic.* (F.) *Gomme Arabique*. The gum of the *Mimosa Nilotica, Acacia vera, Spina Egyptiaca*, of Upper Egypt, *Nat. Ord. Mimosæ.* *Sex. Syst.* Polygamia Monœcia. It is in irregular pieces, colourless or of a pale yellow colour, hard, brittle, of a shining fracture, transparent, soluble in water, and insoluble in alcohol, s. g. 1.4317.

It is mucilaginous; but is rarely used, except in pharmacy. Sometimes it is administered alone as a demulcent.

ACAJOU, *Anacardium occidentale*.

ACAM'ATUS, from *a* priv., and *καυνο*, 'I labour.' This word has been sometimes used

for a good constitution of the body. According to Galen, it means that position in which a limb is intermediate between flexion and extension; a position which may be long maintained without fatigue.

ACAMPسيا, Contractura.

ACANOS, *Onopordium acanthium*.

ACANTHA, Vertebral column. Also, Spinous process of a vertebra.

ACANTHABOLUS, *Acanthulus, Volsel'la*, from *ακανθα*, 'a spine,' and *βαλλω*, 'I cast out.' A kind of forceps for removing extraneous substances from wounds.—Paulus of Ægina, Fabricius ab Acquapendente, Scultetus, &c.

ACANTHALZUCA, Echinops.

ACANTHE FAUSSE, *Heraclium spondylium*.

ACANTHIUM, *Onopordium acanthium*.

ACANTHULUS, *Acanthabolos*.

ACANTHUS MOLLIS, Same etymon as *Acacia*, (q. v.) *Melampyllum, Branca ursina, Brankur'sine, Bear's Breech.* (F.) *Pied d'ours*. This plant is mucilaginous like *Althæa*, and is used as a demulcent.

ACAPATLI, *Piper longum*.

ACARDIA, from *a* priv., and *καρδια*, 'the heart.' The state of a fetus without a heart.

ACARDIOTROPHIA, Heart, atrophy of the

ACARICOBA. The Brazilian name for the *Hydrocotyle umbellatum*, used by the Indians as an aromatic, alexipharmic, and emetic.

ACARON, *Myrica gale*.

ACARPÆ, from *a* 'privative,' and *καρπος*, 'fruit.' A division of the family of cutaneous diseases by Fuchs, in which there is no "fruit," (Germ. *Frucht*), or production from the cutaneous surface—tubercles, vesicles or pustules. Lentigo, Chloasma, Argiria, and Pityriasis belong to it.

AC'ARUS, from *a* privative, and *καρως*, 'divisible.' A minute insect, one species of which has been noticed by several observers, in the itch.—The *Acarus Scabiei, Sarcoptes, Ciron*.

AC'ARUS CIRO, see *Psora*—*a.* Comedionum, *A. Folliculorum*.

ACARUS FOLLICULO'RUM, *Entozo'on Folliculo-rum, A. Comedo'rum, De'modex folliculo-rum, Simo'nea folliculo'rum, Steatozo'on folliculo'rum*. An articulated animalcule, discovered in the sebaceous substance of the cutaneous follicles. According to Professor Owen, it belongs to the Arachnida.

ACARUS SCABIEI, *Acarus*, see *Psora*.

ACATALEPSIA, from *a* privative, and *καταλαμβάνω*, 'I comprehend.' Uncertainty in diagnosis. Its opposite is *Catalepsia*.—Galen.

ACATAP'OSIS, from *a* privative, and *καταποσις*, 'deglutition.' Incapacity of swallowing. Vogel has given this name to difficulty of deglutition.

ACATASTAT'IC, *Acatastat'icus*, from *a* priv., and *καθιστημι*, 'to determine.' An epithet given to fevers, &c., when irregular in their periods or symptoms.—Hippocrates.

ACATHAR'SIA, from *a* priv., and *καθαίρειν*, 'I purge;' *Sordes*, Impurities. Omission of a purgative.—Foesius.

ACATSJAVALI, a Malabar plant, which is astringent and aromatic. A bath of it is used in that country in cases of hemicrania. It is supposed to be the *Cassytha filiformis* of Linnæus.

ACAWERIA, *Ophioxylum serpentinum*.

ACCABLEMENT, Torpor.

ACCÉLÉRATEUR, Accelerator urinæ.

ACCELERATOR URINÆ, *Bulbo-cavernosus*, *Bulbo-urétral*—(Ch.) *Ejaculator Seminalis*, *Bulbo-syndesmo-cavernosus*. (F.) *Accélérateur*, from *ad* and *celer*, 'quick.' A muscle of the penis, which arises, fleshy, from the sphincter ani and membranous part of the urethra, and tendinous from the crus and beginning of the corpus cavernosum penis. In its course it forms a thin, fleshy layer, the inferior fibres of which run more transversely than the superior, which descend in an oblique direction; the muscles of both sides completely enclosing the bulb of the urethra. It is inserted into its fellow by a tendinous line running longitudinally on the middle of the bulb. Its use is to propel the urine or semen forwards.

ACCENT, *Sonus vocis*, from *ad* and *canere*, *cantum*, to sing. Inflection or modification of the voice, which consists in raising or dropping it on certain syllables.

The accent exhibits various alterations in disease.

ACCÉS, Paroxysm.

ACCÉSSION, *Acces'sio*, from *accedo*, (*ad* and *cedere*), 'I approach.' The invasion, approach, or commencement of a disease.

ACCESSOIRE, Accessory—*a. du long fléchisseur commun des orteils*: see *Flexor longus digitorum pedis profundus perforans* (*accessorius*)—*a. de l'Obturateur interne*, *Ischio-trochanterianus*—*a. du pied d'Hippocampe*: see *Cornu ammonis*—*a. du Sacro-lombaire*: see *Sacro-lumbalis*.

ACCESSORIUS FLEXOR LONGUS DIGITORUM PEDIS; see *Flexor longus digitorum pedis profundus perforans* (*accessorius*)—*a. Pedis hippocampi*;—see *Cornu ammonis*.

ACCESSORY, *Accessorius*, (F.) *Accessoire*, *Annexæ*, same etymon. A consequence or dependence on any thing. as *accessory ligament*, *muscle*, *nerve*, &c.

ACCESSORY OF THE PAROTID, is a name given by Haller to a small gland, which accompanies the parotid duct, and which is commonly a mere prolongation of the parotid itself. See *Parotid*.

ACCESSORY SCIENCES TO MEDICINE are those which do not relate directly to the science of man in a state of health or disease; as *physics*, *chemistry*, &c.

ACCESSORY OF THE PAR VAGUM, Spinal nerve.

The term *accessory* is also given to several muscles.

ACCESSUS, Coition.

ACCIDENS, Symptoma—*a. Consecutifs*, Consecutive phenomena.

ACCIDENT, *Accidens*, from *accidere*, (*ad* and *cadere*), 'to happen.' A casualty; an unforeseen event. The French use the term in nearly the same sense as *symptom*. It means also an unexpected symptom.

ACCIDENTAL, *adventitious*. That which happens unexpectedly.

The French give the name *Tissus accidentels*, to those adventitious textures, that are the result of a morbid process.

ACCIPITER, *Hierax*, *ἰεραξ*, 'the hawk,' from *accipere* (*ad* and *capio*), 'to take.' *Menevratris Accipiter*. (F.) *Epervier*. A bandage applied over the nose, so called from its likeness to the claw of a hawk.

ACCCLIMATED, *Climati assuetus*, (from

ad and *clima*.) A word of recent introduction from the French, which means 'accustomed to a climate.'

ACCLIMATEMENT, Acclimation.

ACCLIMATION, *Seas'oning*. (F.) *Acclimatement*. The act of becoming acclimated, or accustomed to a climate.

The constitution of a person, who goes to live in another and a very different climate, usually experiences changes, which are frequently of an unfavourable character, and the study of which is of considerable importance in medicine.

ACCOM'PANIMENT, *Adjun'ction*. (F.) *Accompagnement*, (*compagnon*, 'an associate.') That which is joined to any thing.

Accompaniment to the cataract is a whitish, viscid substance, which sometimes surrounds the opaque crystalline, and remains after the operation for cataract, causing a secondary cataract.

ACCOUCHÉE, Puerpera.

ACCOUCHEMENT, Parturition—*a. Laborious*, *Dystocia*—*a. Contre nature*, see *Presentation*, *preternatural*—*a. Laborieux*, Laborious labour.

ACCOUCHEUR, (F.) *Adju'tor Partus*, *Obstetricans*, *Obstetricus*, *Maieut'er*, *Maieut'os*. He who practises the art of midwifery. *A physician-Accoucheur*, *a Surgeon-Accoucheur*, *a Man-midwife*, &c.

ACCOUCHEUSE, Midwife.

ACCOUPLEMENT, Coition.

ACCOUTUMANCE, Habit.

ACCRETION, *Accretio*, from *ad*, 'to,' and *crecere*, 'to increase.' Augmentation; also, increase by juxtaposition.

ACCROÏSSEMENT, Increase.

ACCUSATIO, Indication.

ACE'DIA, *Incur'ia*, from *a* privative, and *κηδος*, 'care.' Want of care, neglect. Also, fatigue.—*Hippocrates*.

ACELLA, Axilla.

ACENINOSUS, Curative.

ACEGNOZIA, Pharmacognosia.

ACEOLOGIA, *Materia Medica*.

ACEPHALIA, see *Acephalous*.

ACEPHALOBRACHUS, from *a* privative, *κεφαλη*, 'head,' and *βραχιων*, 'arm.' A fetus without head or arms.

ACEPHALOCHIRUS, from *a* privative, *κεφαλη*, 'head,' and *χειρ*, 'hand.' A fetus without head or hands.

ACEPHALOCYST, *Acephalocystis*, from *a* privative, *κεφαλη*, 'head,' and *κυστις*, 'bladder.' An hydatiform vesicle, without head or visible organs, ranked amongst the Entozoa, although possessed of few animated characteristics. In no organ of the body are acephalocysts so frequently found as in the liver. Generally it is the 'multiple acephalocyst,' *A. socialis* seu *prolif'era*, which is met with. At times, however, it is the 'solitary acephalocyst,' *A. eremita* seu *ster'ilis*.

The *acephalocystis endog'ena* has a firm coat, and is composed of different layers, which have numbers of smaller hydatids within them, and are thrown off from the interior of the parent cyst. This species has hence been termed *endogena*, to distinguish it from the *A. exog'ena* of ruminant animals, in which the young vesicles are developed from the exterior of the parent vesicle.—See *Hydatid*.

ACEPHALOGASTER, *Atho'raoceph'alus*, from α privative, $\kappa\epsilon\phi\alpha\lambda\eta$, 'head,' and $\gamma\alpha\sigma\tau\eta\gamma$, 'the belly.' A name given to monsters devoid of head, chest, and abdomen; or to those which have an abdomen, but no chest or head.

ACEPHALOS'TOMA, from α privative, $\kappa\epsilon\phi\alpha\lambda\eta$, 'head,' and $\sigma\tau\omicron\mu\alpha$, 'mouth.' An acephalous fetus, at the upper part of which there is an opening resembling a mouth.

ACEPHALOTHORUS, from α privative, $\kappa\epsilon\phi\alpha\lambda\eta$, 'head,' and $\theta\omicron\rho\alpha\acute{\varsigma}$, 'chest,' *Apectocephalus*. A monster devoid of head or chest.

ACEPH'ALOUS, from α priv., and $\kappa\epsilon\phi\alpha\lambda\eta$, 'head.' A monster born devoid of head. The condition is called *Acephalia*.

ACER, Acid.

ACER SACCHARI'NUM. *Maple, Sugar Maple*. (F.) *Erable*. This tree contains a large amount of sweet sap, whence a considerable quantity of sugar may be extracted. When purified, this sugar can scarcely be distinguished from that obtained from the cane.—See Saccharum.

ACERATO'SIS, from α privative, and $\kappa\epsilon\rho\alpha\varsigma$, 'horn.' Defective development of the corneous tissue.

ACERB', *Acer'bus, Stryphnos*, from *acer*, 'sharp.' A savour, or taste, compounded of the acid, bitter, and astringent; such as is met with in unripe fruits, &c.

ACER'CUS, from α privative, and $\kappa\epsilon\rho\alpha\varsigma$, 'a tail.' A monster devoid of tail.—Gurll.

ACERIDES, *Acerodes*, from α privative, and $\kappa\epsilon\rho\alpha\varsigma$, 'wax.' Plasters devoid of wax.—Galen.

ACERODES, *Acerides*.

ACERO'SUS, *Achyro'des, Pithyri'nus*, from $\alpha\chi\upsilon\rho\epsilon\varsigma$, 'chaff,' *Furfuraceus*. An epithet used by Hippocrates, for the coarsest bread, made of flour not separated from the chaff—Foesius.

ACERVULUS CEREBRI. See Pineal Gland.

ACES'GENCY, *Acescentia*, from *acescere*, 'to grow sour,' ($\sigma\iota\kappa\iota$, 'a point,' *acer*, 'sharp.') A disposition to acidity. The humourists believed that the animal humours are susceptible of this change.

ACESIA, Cure.

ACESIS, Curation, Cure, Medicament.

ACESMA, Medicament.

ACESMIUS, Curable.

ACESMUS, Cure.

ACESODYNES, Anodyne.

ACESOPHORUS, Curative.

ACESTER, Physician.

ACESTIS, Medicament.

ACESTOR, Physician.

ACESTORIA, Medicine.

ACESTORIS, Midwife.

ACESTOS, Curable.

ACESTRA, Needle.

ACESTRIA, Midwife.

ACESTRIS, Midwife.

ACESTRUM, Medicament.

ACETA MEDICATA, *Acetica*.

ACETABULA UTERINA, *Cotyledons*.

ACETAB'ULUM, from *acetum*, 'vinegar,' because it resembles the old vinegar vessel, *oxybaph'ion*. A measure capable of containing the eighth part of a modern pint. Athenæus. Galen. See Cotyloid. According to Castelli, the lobes or cotyledons of the placenta of ruminating animals have been so called.

ACETABULUM, *Cotyle, Cotyloid*—*a. Humeri*, see *Glenoid*—*a. Marimum, Umbilicus marimum*.

ACETA'RIA, same etymon. A salad or pickle.

ACETAS, *Acetate*.

AC'ETATE; *Acetas*. A salt formed by the union of the acetic acid with an alkaline, earthy, or metallic base. The acetates chiefly used in medicine, are the acetates of ammonia, lead, potash, and zinc.

ACE'TICA, *Aceta Medica'ta*. (F.) *Vinaigres Médicinaux*. Pharmaceutical preparations of vinegar.

ACE'TICUM AC'IDUM, *Acidum Aceticum fortius, A. A. fortè, A. Aceticum purum, Acetum radicalè, Oxos, Acetic Acid, Strong Acetous Acid, Acidum Acetisum fortè, Rad'ical Vin'egar, Spiritus Ven'eris (when made from verdigris), Spirit of Verdigris*. Concentrated acetic acid, prepared by decomposing an acetate and receiving the acetic acid by distillation, has a very pungent and grateful odour, and an acid and acrid taste. Its s. g. is about 1.046, and it is very volatile.

It is stimulant, rubefacient, and escharotic, and is applied to the nostrils in syncope, asphyxia, headache, &c. It destroys warts.

An *Aromatic Spirit of Vinegar, Ac'idum Aceticum Camphora'tum, A. acetisum camphora'tum*, is formed of this strong acid, $\frac{3}{5}$ vj. *Camphor*, $\frac{3}{5}$ ss, *Ol. Caryoph.* gⁱⁱ xv.

A strong Acetic Acid was ordered by the London pharmacopœia prepared from wood. It was called *Vinegar of wood, Improved distilled Vinegar, Pyrolog'neous Acid, Acetum Ligno'rum*, and its strength was such, that 87 gr. of crystallized subcarbonate of soda should saturate 100 grains of the acid.

Ac'idum Aceticum Dilu'tum, A. u. ten'uè, Acetum destilla'tum, Acidum aceticum, Acidum acetosum destilla'tum, Acidum aceticum debili'us, Distil'led vin'egar, (F.) *Acide Acétique faible, Vinaigre distillé*, is prepared by distilling vinegar, until seven-eighths have passed over. An *Acidum aceticum dilutum, Diluted acetic acid*, is made by mixing half a pint of the strong acetic acid with five pints of distilled water.—Ph. U. S. Its properties are like those of Martiale.

ACETICUM MARTIALE, Ferri Acetas.

AC'ETONE, from *acetum*, 'vinegar.' *Pyro-acetic spirit, Pyro-acetic Ether, Mesit'ic Alcohol, Bihydrate of Mesit'ylenè*; erroneously called *Naptha* and *Wood Naptha*. A limpid, colourless liquid, having a peculiarly penetrating and slightly empyreumatic odour. Its density in the liquid state, is almost the same as that of alcohol, 0.7921. Its taste is disagreeable, and analogous to that of peppermint. It is miscible in all proportions with water, alcohol, and ether. It may be prepared by distilling a mixture of two parts of crystallized acetate of lead and one part of quicklime in a salt-glaze jar (gray-beard,) the lower part of the jar being coated with fire-clay; and a bent glass tube, half an inch in diameter, adapted to the mouth by a cork, so as to form a distillatory apparatus. The jar is supported on the mouth of a small furnace, by which the lower part only is heated to redness, and the vapours are conducted into a Liebig's condenser. The product is repeatedly redistilled from quicklime, until its boiling point is constant at 132°.

It has been brought forward as a remedy in phthisis pulmonalis; but evidently with unfounded pretensions. It is an excitant, and may be serviceable in chronic bronchitis. The dose is ten to forty drops three times a day, diluted with water.

ACETOSA NORSTRAS, *Rumex acetosa*—a. Pratisensis, *Rumex acetosa*—a. Romana, *Rumex scutatus*—a. Rotundifolia, *Rumex scutatus*—a. Vulgaris, *Rumex acetosa*.

ACETOSELLA, *Oxalis acetosella*.

ACETUM, οξυς, *Oxys*, *Acetum Vini*, A. Britannicum, Common Vinegar, *Acidum aceto-sum*, *A'legar*, *Acetum Cerevisiæ*, (F.) *Vinaigre*; from οξίς, 'a point,' acer, 'sharp.' A liquor obtained by the acetons fermentation. Vinegar has a pungent odour, and a pleasant acid taste. One fluid ounce of the Acetum of the United States Pharmacopœia is saturated by about 35 grains of crystallized bicarbonate of soda. It is refrigerant in fevers; antiseptic, and anti-narcotic; and externally is stimulant and discent.

ACETUM AROMATICUM, *Acidum Aceticum Aromaticum*, *Acetum Theriacale*, A. quatuor furum, *Thieves' Vinegar*, *Vinegar of the four Thieves*, *Marseilles Vinegar*, (F.) *Vinaigre Aromatique*, V. des quatre voleurs, (*Korismarin cacum. sicc.*, *Fol. Salviæ* sing. ʒj. *Lavand. flor. sicc.* ʒiv. *Caryoph. cont.* ʒss. *Acid. Acet.* Oj. Macerate 7 days, and filter.—Ph. E.) Odour pungent and aromatic. Used as a perfume.

ACETUM BRITANNICUM, Acetum.

ACETUM CANTHARIDIS, *Vinegar of Cantharides*, (*Cantharid.* in pulv. ʒiij. *Acid. acet. f.* ʒv., *Acid. pyrolign.* f. ʒxv; *Euphorb.* in pulv. crass. ʒss. Mix the acids; add the powders; macerate for seven days; strain; express strongly, and filter the liquor.—Ph. E. The London College macerates cantharid. ʒij in acid. acet. Oj. for eight days; expresses and strains.) It is used as a prompt vesicant.

ACETUM COLCHICI, *Vinegar of meadow saffron*. (*Colchic. rad. contus.* ʒij; *Acet. destillat.* Oij; *Alcohol. f.* ʒj; Ph. U. S. It may also be made by displacement.) It is used as a diuretic, and also in gout. Dose f. ʒss. to ʒiss.

ACETUM DESTILLATUM; see *Aceticum acidum*—a. Lignorum: see *Aceticum acidum*—a. Mulsulum dulce, *Oxyglycus*—a. Opii, *Guttæ Nigræ*—a. Quatuor furum, *Acetum Aromaticum*—a. Radicale, *Aceticum Acidum*—a. Rosatum, *Oxyrrhodinum*.

ACETUM SCILLÆ, *Acidum Aceticum Scilliticum*. *Vinegar of Squills*, (F.) *Vinaigre scillitique*. (*Scilla contus.* ʒiv; *Acet. destillat.* Oij; *Alcohol. f.* ʒj. Ph. U. S. It may also be made by displacement.) Diuretic, expectorant, and emetic. Dose f. ʒss to ʒij as a diuretic and expectorant.

ACETUM THERIACALE, *Acetum aromaticum*. **ACEYTE DE SAL**. A remedy for bronchocele used in S. America. Roulin found it to contain a portion of iodine.

ACHACANA. A species of cactus; in the province of Potosi in Peru. Its root is thick and fleshy, and of a conical shape. It is a good edible, and is sold in the markets of the country.

ACHANACA. A plant of the kingdom of Mely in Africa. It is used by the natives as an antisyphilitic.

ACHAOVAN, a species of Egyptian chamomile.—Prosper Alpinus.

ACHAOVAN-ABIAT. The Egyptian name of *Cineraria maritima*, used in female diseases.

ACHAR, Atchar.

ACHE, *Apium graveolens*—a. *des Montagnes*, *Ligusticum levisticum*.

ACHEILIA, *Achi'lia*, from α priv., and χεῖλος, 'lip.' A malformation, consisting in a deficiency of a lip or lips.

ACHEILUS, *Achi'lus*, same etymon. One who is without lips.

ACHEIR, *Achir*, *De'manus*, from α privative, and χεῖρ, 'hand.' One devoid of hands.—Galen.

ACHEIRIA, *Achi'ria*: same etymon. The state of being devoid of hands.

ACHEROIS, *Populus*,

ACHIA, *Achiar*. A name given in India to the pickled shoots of the bamboo.

ACHIA, Atchar.

ACHIAR, *Achia*.

ACHIC'OLUM, *Achi'olus*, *Hidroté'riou*, *Suda'rium*, *Fornix*, *Tholus*, *Sudato'rium*. The sweating-room in the ancient bagnios.

ACHILIA, *Acheilia*.

ACHILLE'A AGE'RATUM, *Balsami'ta fæmin'ea*, *Eupato'rium MES'UES*, *Age'ratum*, *Cos'tus horto'rum minor*, *Maudlin*, *Mandlin Tansey*; (F.) *Achillée Visqueuse*; *Nat. Ord.* *Compositæ*; *Sub. Ord.* *Anthemidæ*; *Sex. Syst.* *Syngenesia*. *Polygamia superflua*,—has the same properties as tansy, bitter and aromatic, and is used in like affections.

ACHILLE'A ATRA'TA, *Herba Gen'ipi veri*, (F.) *Achillée Noire*, has similar virtues.

ACHILLE'A MILLEFO'LIUM, *Achille'a Myriophyll'on*, *Chrysoc'oma*, *Millefo'lum*, *Chilio-phyll'on*, *Lambus Ven'eris*, *Common Yarrow* or *Milfoil*. (F.) *Millefeuille*. The leaves and flowers have an aromatic smell, and a rough, bitterish, somewhat pungent taste. They have been used in dyspepsia, flatulence, &c.

ACHILLE'A PTAR'MICA, *Pseudo-py'rethrum*, *Py'rethrum sylvest're*, *Draco sylvest'ris*, *Tar-chon sylvest'ris*, *Sternutamento'ria*, *Dracuni-culus Praten'sis*, *Sneeze-wort*, *Bastard Pellitory*, *Par'mica*. (F.) *Herbe à éternuer*. The roots and flowers have a hot, biting taste, approaching that of pyrethrum. Their principal use is as a masticatory and sialogogue.

ACHILLÉE NOIRE, *Achillea atrata*—a. *Visqueuse*, *Achillea ageratum*.

ACHILLE'IS. A beautiful species of barley, mentioned by Theophrastus and Galen, called after Achilles, a labourer. The decoction was used in fevers and jaundice.—Hippocrates.

ACHIL'LIS TENDO, *Fupis Hippoc'ratIs*, *Corda seu Chorda Hippoc'ratIs*, *Corda magna*, *Nervus latus*, (F.) *Tendon d'Achille*. The strong tendon of the gastrocnemii muscles above the heel: so called, because it was the only vulnerable part of ACHILLES, or because of its strength. See Tendon.

ACHILUS, *Acheilus*.

ACHIMBASSI. An archiater or chief of physicians. A name given, at Grand Cairo, to a magistrate who licenses physicians.

ACHIR, *Acheir*.

ACHIRIA, *Acheiria*.

ACHITOLUS, *Achicolum*.

ACHLYS, *Caligo*.

ACHMELLA, *Splanthus acmella*.

ACHNÉ. Lint. See *Linteum*. Also, small

mucous flocculi seen in front of the cornea.—Hippocrates.

ACHOLIA, from α privative, and $\chiολη$, 'bile.' Deficiency in bile.

ACHOLUS: same etymon. One deficient in bile.

ACHOR, Porrijo larvalis.

ACHORES. A term often employed by the ancients to designate both *crusta lactea*, and small superficial ulcerations on the skin of the face and head. See Porrijo Larvalis.

ACHORES CAPITIS, Porrijo scutulata.

ACHORIS'TUS, from α priv., and $\chiωριζω$, 'I separate.' Any sign which necessarily accompanies a state of health or disease.

ACHOUROU. The Carab name for a species of myrtle used in dropsy.

ACHRAS SAPO'TA. *El Nispero*. A very abundant tree in South America, the fruit of which is excellent. It is astringent. The leaves are likewise astringent. The seeds are aperient and diuretic. It belongs to the family Sapotæ. *See Syst. Hexandria Monogynia*.

ACHROI, *Achromatis'ti*, *Achro'moti*, *Achro'mi*, from α privative, and $\chiρωμα$, 'colour.' Pale individuals.—Hippocrates. It is nearly synonymous with $\lambdaειφαρμοι$, persons without colour; bloodless.

ACHROMASIA, Decoloration.

ACHROMATI, Achroi.

ACHROMAT'IC, *Achromat'icus*; same etymon. A lens so constructed as to correct the aberration of refrangibility of common lenses. The *Crystalline* is an achromatic lens.

ACHROMATISTI, Achroi.

ACHROMATOP'SIA, *Chromatopseudop'sia*, *Chromatometablep'sia*, *Parachro'mo*, *Visus de'color*, *Colour blindness*, *Idiop'tey*, *Dal'tonism*, from α privative, $\chiρωμα$, 'colour,' and $\sigmaτοιμα$, 'I see.' Incapability of distinguishing colours. A defect situate in the cerebral part of the visual organ. See Acyanoblepsia.

ACHROMI, Achroi.

ACHYLO'SIS, from α privative, and $\chiυλος$, 'juice, chyle.' Defective chylosis or formation of chyle.

ACHYMO'SIS, from α privative, and $\chiυμος$, 'juice, chyme.' Defective chymification.

ACHYRODES, Acerosus.

ACHYRON, Furfur.

ACIA, from $\alphaκισ$, a point. A word used by Celsus, which has puzzled commentators,—some believing it to have meant a needle; others the thread; and others, again, the kind of suture. "*Acia mollis, non nimis torta*."—Celsus, Galen. (Chifflet thinks it meant the thread.—Antwerp, 1638.)

ACID, ACETOUS, STRONG, Aceticum acidum—a. Aerial, Carbonic acid—a. Antimonious, Antimonium diaphoreticum—a. Arsenious, Arsenicum album—a. Auric, see Gold—a. Azotic, Nitric acid—a. Benzoic, Benjamin, flowers of—a. Boric, Boracic acid—a. Calcareous, Carbonic acid—a. Carbonaceous, Carbonic acid—a. Carbonous, Oxalic acid—a. Citric, Citric acid—a. Cyanhydric, Hydrocyanic acid—a. Cyanohydric, Hydrocyanic acid—a. Gastric, Gastric juice.

ACID, GALLIC, *Ac'idum Gall'icum*. (F.) *Acide Gallique*. This acid is found in most of the astringent plants that contain tannic acid of the kind obtained from galls. It is in delicate silky needles, usually somewhat yellowish, inodorous,

and of a harsh, somewhat astringent taste. It dissolves in one hundred parts of cold and three parts of boiling water. It is very soluble in alcohol, and but slightly so in ether.

It has been highly extolled in internal hemorrhage, especially from the urinary organs and uterus. Dose from ten to twenty grains.

ACID, HIPPU'RIC, *Ac'idum Hippu'ricum*, *Uroben'zoic acid*. An acid found in the urine of graminivorous animals. It is contained in human urine, especially after benzoic acid has been taken.

ACID, HYDRIOD'IO, *Ac'idum Hydriod'icum*. This acid is made by mixing solutions of iodide of potassium and tartaric acid; filtering the liquor to separate the bitartrate of potassa, and adding water to make the resulting hydriodic acid of definite strength.

It has been used in the same cases as the preparations of iodine in general, but is rarely employed.

ACID, HYDROCHLORONITRIC, Nitro-muriatic acid—a. Hydrocyanic, Hydrocyanic acid—a. Hydro-sulphuric, Hydrogen, sulphuretted—a. Hydrothionic, Hydrogen, sulphuretted—a. Igasuric: see *Jatropha curcas*—a. of Lemons, Citric acid—a. Lithic, Uric acid—a. Dephlogisticated marine, Chlorine—a. Mephitic, Carbonic acid—a. of Milk, Lactic acid—a. Muriatic, see Muriaticum acidum—a. Nitric, see Nitric acid—a. Nitro-hydrochloric, Nitro-muriatic acid—a. Nitro-Muriatic, see Nitro-Muriatic Acid—a. Nitrous dephlogisticated, Nitric acid—a. Oxyseptonic, Nitric acid—a. Polygalic: see *Polygala senega*—a. Prussic, Hydrocyanic acid—a. Pyrologineous: see Aceticum acidum—a. Pyrologenic, Pyrologineous acid—a. of Sorrel, Oxalic acid—a. of Sugar, Oxalic acid—a. Sulphuric, see Sulphuric acid—a. Tannic, Tannin—a. Uric, Uric acid—a. Urobenzoic, A. Hippuric.

ACIDE ACÉTIQUE FAIBLE, see Aceticum acidum—a. *Boracique*, Boracic acid—a. *Gallique*, Acid, gallic—a. *Hydrocyanique*, Hydrocyanic acid—a. *Hydro-sulfurique*, Hydrogen, sulphuretted—a. *Lactique*, Lactic acid—a. *Nitrique*, Nitric acid—a. *Phosphorique*, Phosphoric acid—a. *Prussique*, Hydrocyanic acid—a. *Sulfureux*, Sulphuric acid—a. *Sulfurique*, Sulphurous acid—a. *Sulfurique delayé*, Sulphuricum acidum dilutum—a. *Tannique*, Tannin.

ACIDITATIO, Acidities.

ACIDITTES, *Ac'eres*, *Acidita'tio*, *Ac'idum morbo'sum*, *Ac'idum prima'rum vid'rum*, *Oxytes*, *Sordes ad'ida*. (F.) *Aigreurs*. Sourness of the stomach, the result of indigestion, indicated by acid eructations, &c. The affection is very common in children, and must be obviated by absorbents, as magnesia, chalk, &c., and by regulated diet.

ACIDOLOG'IA, from $\alphaκισ$, 'a point, a sharp instrument,' and $λογος$, 'a description.' A description of surgical instruments.

AC'IDS, *Ac'ida*, *Ac'eres*, from $\alphaκισ$, 'a point,' genitive $\alphaκιδος$. Any liquid, solid or gaseous body, possessed of a sour, more or less caustic taste, and the principal character of which is the capability of saturating, wholly or in part, the alkaline properties of bases.

Acids, in general, are refrigerant and antiseptic. Their particular uses are pointed out under the individual articles.

To ACID'ULATE. (F.) *Aigu'iser*, *Aciduler*. To render acidulous, or slightly acid.

ACID/ULOUS, *Acid'ulus, Ozo'dos, Ozo'f'os.* (F.) *Acidule, Aigre, Aigrelet.* Substances are called acidulous which possess a sourish taste, as tamarinds, cream of tartar, &c.

ACIDULOUS FRUITS, Oranges, gooseberries, &c.

ACIDULOUS WATERS, *Aqua acid'ula.* Mineral waters containing carbonic acid gas sufficient to render them sourish. See Waters, mineral.

ACIDULOUS WATER, SIMPLE, *Aqua Ac'idi Carbon'ici*, (Ph. U. S.) *Aqua d'eris fati, Aqua acid'ula simplex; Liquor seu Aqua Soda efferves'cens, Aqua Carbon'is Soda acid'ula, Soda water, Mineral water*, (F.) *Eau Acidule simple*, is water impregnated with fixed air.

Water, so impregnated, is cooling, and slightly stimulating. It is used beneficially in dyspepsia, and in cases of vomiting, &c.

ACIDUM ACETICUM, Aceticum acidum—
a. Aceticum aromaticum, Acetum aromaticum—
a. Aceticum camphoratum: see Aceticum acidum—
a. Aceticum empyreumaticum, Pyroligneous acid—
a. Aceticum Scilliticum, Acetum scillæ—a. Acetosellæ, Oxalic acid—a. Acetosum, Acetum—a. Allantoicum, Allantoic acid—a. Amnicum, Amniotic acid—a. Arsenicum, Arsenious acid—a. Arseniosum, (Ph. U. S.) Arsenious acid—a. Azoticum, Nitric acid—a. Benzoicum, Benjamin, Flowers of—a. Boracicum, Boracic acid—a. Borussicum, Hydrocyanic acid—a. Carbonicum, Carbonic acid—a. Citricum, Citric acid—a. Gallicum, Acid, gallic—a. Hydriodicum, Acid hydriodic—a. Hydrocarbonicum, Oxalic acid—a. Hydrochloricum, Muriaticum acidum—a. Hydrocyanicum, Hydrocyanic acid—a. Hydrothionicum liquidum, see Hydrosulphuretted water—a. Jatrophiicum, see *Jatropa curcas*—a. Lacticum, Lactic acid—a. Ligneum, Pyroligneous acid—a. Ligni pyro-oleosum, Pyroligneous acid—a. Lithicum, Uric acid—a. Marinum concentratum, Muriaticum acidum—a. Morbosum, Acidities—a. Muriaticum, Muriaticum acidum—a. Muriaticum nitroso-oxygenatum, Nitro-muriatic acid—a. Nitri, Nitric acid—a. Nitricum, Nitric acid—a. Nitro-Muriaticum, Nitro-muriatic acid—a. Oxalinum, Oxalic acid—a. Phosphoricum, Phosphoric acid—a. Primarum viarum, Acidities—a. Prussicum, Hydrocyanic acid—a. Pyro-aceticum, Pyroligneous acid—a. Quercitanicum, Tannin—a. Sacchari, Oxalic acid—a. Saccharinum, Oxalic acid—a. Salis, Muriaticum acidum—a. Salis culinarius, Muriaticum acidum—a. Salis marini, Muriaticum acidum—a. Septicum, Nitric acid—a. Succinicum, Succinic acid—a. Sulphuricum, Sulphuric acid—a. Sulphuricum alcoolisatum, Elixir acidum Halleri—a. Sulphuricum aromaticum, Sulphuric acid, aromatic—a. Sulphuricum dilutum, Sulphuric acid, diluted—a. Sulphuris volatile, Sulphurous acid—a. Sulphurosicum, Sulphurous acid—a. Tannicum, Tannin—a. Tartari essentialia, Tartaric acid—a. Tartaricum, Tartaric acid—a. Tartarosum, Tartaric acid—a. Uricum, Uric acid—a. Urolithicum, Uric acid—a. Vitriolicum, Sulphuric acid—a. Vitriolicum aromaticum, Sulphuricum acidum aromaticum—a. Vitriolicum alcohol aromaticum, Sulphuricum acidum aromaticum—a. Vitriolicum vinosum, Elixir acidum Halleri—a. Zooticum, Hydrocyanic acid—a. Zootinicum, Hydrocyanic acid.

ACIDURGIA, Surgery (operative.)

ACIER, Chalybs.

ACIES, Chalybs—a. *Digitorum manus*, Phalanges of the fingers—a. *Diurna, Hemeralopia.*

ACINE'SIA, *Acine'sis, Akine'sia, Immo'bil'itas, Quies, Requies, Requie'tio, Esyoh'ia, Erem'ia*, from a privative, and κίνησις, 'motion,' κίνησις, 'I move.' Rest. Immobility. Also, the interval between the systole and diastole of the heart—*Parasytostole.*

Under the term *Acineses*, Remberg includes the paralytic neuroses, or those that are characterized by defect of motive power.

ACINI OF MALPIGHI, *Corpora Malpighiana.*

ACINIFORMIS (TUNICA) Choroid, Uvea.
AC'INUS, *Ac'inus glandulo'sus*, from *ac'inus*, 'a grape-stone.' A glandiform corpuscle or granulation. A fancied termination of a secretory artery of a gland in a granular body, in which the secretion is supposed to take place, and the excretory radicle to arise. Acini are the *glob'uli arterid'rum termini* of Nichols. The term *ac'ini glandulo'si* has also been given to glands, which, like the pancreas, are arranged as it were in clusters. See Lobule.

ACIURGIA, Surgery, (operative.)

ACLETROCARDIA, Cyanopathy.

ACMASTICUS, from *ακμη*, 'the top,' and *σταν*, 'I remain.' A fever which preserves an equal degree of intensity throughout its course. It is also called *Homot'onos*. The Greeks gave it the name of *Epaemast'icos*; and *Syn'ochos*, when it went on increasing,—and *Paracemast'icos*, when it decreased.—Galen.

ACME, *Vigor, Cor'yphe, Culmina'tio, Status, Fastig'ium.* The period of a disease at which the symptoms are most violent. *Αρχη*, is 'the commencement;' *αυξασις*, 'the period of increase;' and *ακμη*, 'the height.'

ACMON, Incus.

ACNE, *Acna, Ion'thus varus, Varus, Psyd'ra'cia Acne, Stone Pock, Whelk, Bubucle*, (F.) *Dartre pustuleuse disseminee.* A small pimple or tubercle on the face.—Gorræus. Fœsius thinks the word ought to be *Acme*, and, according to Cassius, it is, at all events, derived from *ακμη*, 'vigour;' the disease affecting those in the vigour of life, especially.

Willan and Bateman have adopted the term in their Nosology of cutaneous diseases, and placed it in the Order, **TUBERCULA**. Acne, with them, is an eruption of distinct, hard, inflamed tubercles, sometimes continuing for a considerable length of time, and sometimes suppurating slowly and partially. They usually appear on the forehead, temples and chin; and are common to both sexes; but the most severe forms are seen in young men. They require but little management, and consist of four varieties; *Acne indurata, A. simplex*, (*Haploacne*), *A. punctata* (*Ion'thus varus punctatus, Puncta mucosa, Comedo'nes* or *Maggot Pimple*), and *A. rosacea*.—See Gutta Rosea.

ACNE ROSACEA, Gutta rosea—a. of the Throat, Pharyngitis, follicular.

ACNES TIS, from a privative, and *κναισι*, 'to scratch.' The part of the spine which extends, in quadrupeds, from between the shoulders to the loins. According to Pollux, the middle of the loins. The vertebral column.

ACNESTOS, Cneorum tricoccum.

ACOE, Audition, Ear.

ACCE'LIOS, from a privative, and *κωλια*,

'belly.' Devoid of belly. One who is so emaciated as to appear to have no belly.—Galen.

ACOËM'ETER, Acoumeter.

ACOEMETRUM, Acoumeter.

ACOENOSI, Aconusi.

ACOESIS, Audition.

ACOGNOSIA, Pharmacognosia.

ACOLASIA, Intemperance.

ACOLGY, Materia Medica.

ACONE, Mortar.

ACONIT & GRANDS FLEURS, Aconitum cammarum—a. *Salutaire*, Aconitum anthora.

ACONITA, see Aconitum napellus.

ACONITE, Aconitum.

ACONITIA, see Aconitum napellus.

ACONITIN, see Aconitum napellus.

ACONITINE, see Aconitum napellus.

ACONITIUM, see Aconitum napellus.

ACONITUM, from *Aconē*, a place in Bithynia, where it is common. *Cynodactylon*, *Pardalianches*, *Pardalianchum*, *Cavici'da*, *Ac-onite*, *Wolfsbane*, *Monkshood*. *Nat. Ord.* Ranunculaceæ. *Sex. Syst.* Polyandria Trigynia.

ACONITUM, Aconite, in the Pharmacopœia of the United States, is the leaves of Aconitum Napellus, and A. paniculatum.

ACONITUM AN'THORA. *Aconitum Salutiferum*, *An'thora vulgaris*, *An'thora*, *Antith'ora*, *Salutary Monkshood*, *Wholesome Wolfsbane*, *Yellow helmet flower*. (F.) *Aconit salutaire*. The root of this variety, like all the rest, is poisonous. It is used as a cathartic and antelmintic. Dose ℥ss to ʒj.

ACONITUM CAMMARUM, A. paniculatum, (F.) *Aconit à grands fleurs*, resembles Aconitum Napellus in properties.

ACONITUM NApELLUS, *Napellus verus*, *Aconitum*, *Common Monkshood* or *Wolfsbane*, A. *Neomontanum*. (F.) *Chaperon de Moine*. The leaves are narcotic, sudorific, and deobstruent(?) They have been used in chronic rheumatism, scrofula, scirrhus, paralysis, amaurosis, &c. The active principle is called *Aconitia*, *Aconitina*, *Aconita*, *Aconitium* or *Aconitine*. It has been used of late, applied externally, in neuralgic cases, iatroleptically and endermically. Dose of the Aconitum, gr. j. to gr. iij.

ACONITUM NEOMONTANUM, A. napellus—a. *Paniculatum*, A. *cammarum*.—a. *Salutiferum*, A. *anthora*.

ACONU'SI, *Acoën'osi*, *Acoön'osi*, from *ακοη*, 'audition,' and *νους*, 'disease.' *Morbi aurium et auditūs*. Diseases of the ears and audition.

ACONOSI, Aconusi.

AC'OPIS. Same etymon as the next. Pliny gives this name to a precious stone, which was boiled in oil and used against weariness.

AC'OPON, from *α* privative, and *ωπος*, 'weariness.' A remedy against weariness.—Foësius, Gorræus, &c. *Ac'opum*.—Celsus, Pliny. See *Anagyris*.

ACOPRIA, Constipation.

ACOPROSIS, Constipation.

ACOR BENZOINUS, Benjamin—a. *Boracicus*, *Boracic acid*—a. *Succineus*, *Succinic acid*—a. *Sulphuris*, *Sulphuric acid*—a. *Tartaricus*, *Tartaric acid*.

ACORE BATARD, *Iris pseudacorus*—a. *Faux*, *Iris pseudacorus*—a. *Odorant*, *Acorus calamus*.

ACORES, Acids and Acidities.

ACOR'IA, from *α* privative, and *κρεω*, 'I

satiate.' An inordinate or canine appetite.—Hippocrates.

ACORI'TES. A wine made of *Acorus*.—Dioscorides.

ACOR'MUS, from *α* privative, and *κωμος*, 'trunk.' A monster devoid of a trunk.—Gurlt.

ACORN, JUPITER'S, *Fagus castanea*—a. *Oily*, *Guilandina moringa*—a. *Sardinian*, *Fagus castanea*.

ACORNS. See *Quercus alba*.

ACORUS ADULTERINUS, *Iris pseudacorus*.

ACORUS CAL'AMUS. A. *Verus*, *Cal'amus Aromaticus*, *C. Odoratus*, *Cal'amus vulgaris*, *Typha Aromatica*, *Acorus Brazilien'sis*, *Clava Rugosa*, *Sweetflag* or *Ad'orus*, *Flagroot*, *Sweet cane*, *Myrtle Flag*, *Sweet grass*, *Sweet root*, *Sweet rush*. (F.) *Jonc Roseau* ou *Canne aromatique*, *Avore odorant*. *Nat. Ord.* Aroideæ; *Acoraceæ*. (Lindley.) *Sex. Syst.* Hexandria Monogynia. The rhizoma—*Cal'amus* (Ph. U. S.)—is stomachic and carminative, but is rarely used. It is regarded as a good adjuvant to bark and quinia in intermittents.

ACORUS PALUSTRIS, *Iris pseudacorus*—a. *Vulgaris*, *Iris pseudacorus*.

ACOS, Medicament.

ACOS'MIA, from *α* privative, and *κοσμος*, 'order, ornament.' Disorder, irregularity in the critical days, according to Galen, who uses the word *κοσμος* for regularity in those days. Others, and particularly Pollux, call bald persons *ακομοι*, because they are deprived of one of their most beautiful ornaments.

ACOUM'ETER, *Acoum'eter*, *Acoum'eter*, *Acoum'etrum*, *Acu'meter*, *Acusim'eter*, (F.) *Acoumètre*, from *ακουω*, 'I hear,' and *μετρον*, 'measure.' An instrument designed by M. Itard for measuring the degree of hearing.

ACOUM'ETRE, Acoumeter.

ACOUOPHON'IA, *Copho'nia*; from *ακουω*, 'I hear,' and *φωνη*, 'voice,' "*Auscultatory Percussion*." A mode of auscultation, in which the observer places his ear on the chest, and analyzes the sound produced by percussion.—Donné.

ACOUS'MA, an imaginary noise. Depraved sense of hearing.

ACOUS'TIC, *Acust'icus*. That which belongs to the ear; as *Acoustic nerve*, *Acoustic trumpet*, &c.

ACOUS'TIC MEDICINE is one used in diseased audition.

ACOUS'TICS, *Acust'ica*. (F.) *Acoustique*. The part of physics which treats of the theory of sounds. It is also called *Phonics*.

ACOUSTIQUE, Acoustics.

ACQUA BINELLI, *Aqua Binellii*—a. *Brocchieri*, *Aqua Brocchieri*—a. *Monterossi*, *Aqua Binellii*—a. *di Napoli*, *Liquor arsenicalis*—a. *della Toffana*, *Liquor arsenicalis*.

ACQUETTA, *Liquor arsenicalis*.

ACQUI, MINERAL WATERS OF. These thermal sulphureous springs are in Piémont. Their temperature is 167° Fahr.; and they contain sulphohydric acid, and chloride of sodium.

ACQUIRED DISEASES, *Morbi acquisiti*, *Adventitious diseases*, *M. Adventitii*, *M. epictetii*. (F.) *Maladies acquises*. Diseases which occur after birth, and which are not dependent upon hereditary predisposition.

ACRA'PALA, from *α* privative, and *κραιπαλη*, 'drunkenness.' Remedies against the effects of a debauch.—Gorræus.

ACRA'LEA, from *ακρας*, 'extremity.' The

extreme parts of the body, as the head, hands, feet, nose, ears, &c.—Hippocrates and Galen. See *Acreea*.

ACRANIA, from a privative, and κρανιον, 'the cranium.' Want of cranium, wholly, or in part.

ACRAS SAPOTA, *Achras sapota*, Sapota.

ACRASIA, from a privative, or 'bad,' and κρασις, 'mixture.' Intemperance. Excess of any kind.—Hippocrates.

It has been employed to denote debility, synonymously with *Acratia*; but this may have been a typographical inaccuracy.

ACRATIA, from a privative, and κρατος, 'strength.' Impotence; weakness, fainting.

ACRATISMA, from a privative, and κρᾶννυμι, 'to mix.' A breakfast, consisting of bread steeped in wine, not mixed with water.—Galen, Athenæus.

ACRATOMELI, from ακρατον, 'pure wine,' and μελι, 'honey.' Wine mixed with honey.

ACRATOPOSIA, from *Acratum*, and ποσις, 'drink.' The drinking of pure or unmixed wine.

ACRATUM, ακρατον, from a privative, and κρατος, 'strength.' Unmixed wine.—*Acratum vinum*, *Vinum merum*.

ACRATURESIS, from *Acratia*, 'weakness,' and ουρον, 'urine.' Inability to void the urine from paralysis of the bladder.

ACRE. The extremity or tip of the nose.

ACREA, *Acrotéria*, from ακρος, 'the summit.' The extreme parts of the body, as the feet, hands, ears, &c.

Also the extreme parts of animals that are used as food. *Acroclia*.

ACRID, from ακρις, 'a point or summit,' or from ακρις, 'a point,' *Acer*. An epithet for substances which occasion a disagreeable sense of irritation or of constriction at the top of the throat.

Acrid heat, (F.) *Chaleur âcre*, is one that causes a hot tingling sensation at the extremities of the fingers.

ACRID POISON, See Poison.

ACRIDS, in Pathology, are certain imaginary substances, supposed by the humourists to exist in the humours, and to cause various diseases. See *Acrimony*.

ACRIDOPHAGI, from ακρις, 'a locust,' and φάγω, 'I eat.' *Locust-eaters*. Acridophagous tribes are said to exist in Africa.—Strabo.

ACRIMONY, *Acutitas*, *Acrimonia*, from *acer*, 'acid,' ακρις, 'a point.' Acrimony of the humours. An imaginary acrid change of the blood, lymph, &c., which, by the humourists, was conceived to cause many diseases.

ACRINIA, from a privative, and κρινω, 'I separate.' A diminution in the quantity, or a total suspension, of the secretions.

ACRIS, a sharp bony prominence. Also the locust.

ACRISIA, *Acri'sis*, from a privative, and κρισις, 'judgment.' A condition of disease, in which no judgment can be formed; or in which an unfavourable opinion must be given.—Hipp. and Galen.

ACRISIS, *Acrisia*.

ACRITICAL, *Acritos*, from a privative, and κρισις, 'judgment.' That which takes place without any crisis, or which does not foretell a crisis; as a *critical symptom*, *abscess*, &c.

ACRITOS, *Acritical*.

ACRIVIOLA, *Tropæolum majus*.

ACROAMA, Audition.

ACROASIS, Audition.

ACROBYS'TIA, *Acroposthia*, from ακρος, 'top,' and βυω, 'I cover.' The extremity of the prepuce.—Hippocrates. Rufus.

ACROCHEIR', *Acrochir'*, *Acrocheir'on*, from ακρος, 'extremity,' and χηρ, 'the hand.' The fore arm and hand. Gorraeus. Also, the hand.

ACROCHOR'DON, from ακρος, 'extremity,' and χορδη, 'a string.' A tumour, which hangs by a pedicle. A kind of hard wart, *Verruca pens'ilis*.—Aëtius, Celsus.

ACROCHORIS'MUS, 'from ακρος, 'extremity,' and χορευω, 'I dance.' A kind of dance, with the ancients, in which the arms and legs were violently agitated.

ACROCOLIA, *Acreea*.

ACROCOLIUM, *Acromion*.

ACROD'RYA, from ακρος, 'extremity,' and δρυς, 'a tree.' Autumnal fruits, as nuts, apples, &c.

ACRODYN'IA, *Erythema acrodynum*, *E. acrodyn'ia*, (F.) *Acrodynie*; from ακρος, 'extremity,' and δυνα, 'pain.' A painful affection of the wrists and ankles especially, which appeared at Paris as an epidemic, in 1828 and 1829. It was supposed by some to be rheumatic, by others to be owing to spinal irritation.

ACROLENION, *Olecranon*.

ACROMASTIUM, Nipple.

ACROMIA, *Acromion*.

ACROMIAL, *Acromial'is*. Relating to the *Acromion*. (q. v.)

ACROMIAL AR'TERY, *External Scapular*, *A. Arte'ria Thorac'ica humeral'is*, *Artère troisième des Thoraciques*.—(Ch.) *A. Thoracique humérale*, arises from the anterior part of the axillary artery, opposite the upper edge of the pectoralis minor. It divides into two branches: one, *superior*; the other, *inferior*,—the branches of which are distributed to the subclavius, serratus major anticus, first intercostal, deltoid, and pectoralis major muscles, as well as to the shoulder joint, &c. They anastomose with the superior scapular, thoracic, and the circumflex arteries.

ACROMIAL VEIN. Has the same arrangement as the artery.

ACROMIO-CORACOIDEUS. Belonging to the acromion and coracoid process.

The triangular ligament between the acromion and coracoid process of the scapula is so called.

ACROMION, *Acromium*, *Acromia*, *Acrom'is*, from ακρος, 'the top,' and ωμος, 'the shoulder,' *Os Acromii*, *Humerus summus*, *Armus summus*, *Mucro-humeri*, *Rostrium porci-nam*, *Caput Scapulae*, *Acrocolium*. The process which terminates the spine of the scapula, and is articulated with the clavicle.

ACROMIS, *Acromion*.

ACROMPHALIUM, *Acromphalon*.

ACROM'PHALON, *Acromphalium*, from ακρος, 'the top,' and ομφαλος, 'the navel.' The extremity of the umbilical cord, which remains attached to the fetus after birth.

ACROMYLE, *Patella*.

ACRO-NARCOTIC, See Poison.

A'CRONYX, from ακρος, 'the summit,' and ονυξ, 'the nail.' Growing in of the nail.

ACROPOSTHIA, *Acrobystia*.

ACROPSILON, from ακρος, 'extremity,'

and *ψιδος*, 'naked.' The extremity of the glans penis.

ACRORIA, Vertex.

ACRORRHEU'MA, *Rheumatis'mus extremitatum*, from *ακρος*, 'extremity,' and *ρευμα*, 'defluxion, rheumatism.' Rheumatism of the extremities.

ACROS, *ακρος*, 'extremity, top.' The strength of the *Ἄθλητα*, and of diseases; the prominences of bones: the extremities of the fingers, &c. See *Acrocheir*, *Acromion*, &c.

ACROTHERIA, *Acra*. See *Extremity*.

ACROTHERIASIS, *Acrotheriasmus*.

ACROTHERIASMUS, *Acrotheri'asis*, from *ακροτηγια*, 'the extremities; hence *κρητηγια*-*ζειν*, 'to mutilate.' Amputation of the extremities.

ACROTHYMION, from *ακρος*, 'top,' and *θυμον*, 'thyme.' A kind of conical, rugous, bloody wart, compared by Celsus to the flower of thyme.

ACROTICA, from *ακρος*, 'summit.' Diseases affecting the eminent functions of the external surface of the body.

Pravity of the fluids or emunctories that open on the external surface; without fever or other internal affection as a necessary accompaniment.

The 3d order of the class *Ecceit'ica* of Good.

ACROTISMUS, *Asphyxia*.

ACT, *Actus*, from *actum*, past participle of *agere*, 'to do,' 'a thing done.' The effective exercise of a power or faculty. The action of an agent. *Acte* is used by the French, to signify the public discussion, which occurs in supporting a thesis—thus, *soutenir un Acte aux Ecoles de Médecine*, is, 'to defend a Thesis in the Schools of Medicine.'

ACTÆA RACEMO'SA, *Cimicifuga*, (Ph. U. S.) *C. racemosa*, *Macro'trys racemosa*, *Bol'rophis Serpentina*(?) *Serpentina nigra*, *Black snakeroot*, *Rickweed*, *Cohosh*, *Squaw root*, *Rattleweed*, *Black Cohosh*. (F.) *Actée à grappes*, *Serpentaire noire*. *Nat. Ord.* *Ranunculacææ*. *Sex. Syst.* *Polyandria Pentagynia*. A common plant in the United States. The root is astringent; and, according to Barton, has been successfully used, in the form of decoction, as a gargle in putrid sore throat. A decoction of the root cures the itch. It is acronarcotic, and has been used in rheumatism, acute and chronic; chorea, &c.

ACTÆA SPICATA, *Baneberry*, *Herb Christophe*. (F.) *Herbe St. Christophe*. A perennial herbaceous European plant, the root of which resembles that of the black hellebore. The root is cathartic, and sometimes emetic, and in overdoses may produce dangerous consequences.

Actæa Americana, of which there are two varieties, *A. alba* and *A. rubra*,—white and red *cohosh*, is indigenous in the United States. It has the same properties as *A. spicata*.

ACTE, *Sambucus*.

ACTE, *Act*.

ACTÉE À GRAPPES, *Actæa racemosa*.

ACTIF, *Active*.

ACTIO, *Action*, *Function*.

ACTION, *Actio*, *Operatio*, *Energia*, *Praxis*: from *agere*, *actum*, 'to act.' Mode in which one object influences another.

The animal actions are those that occur in the animal body: the *vital*, those that are essential to life: the *physiological*; those of a

healthy character: the *pathological*, or *morbific*, those that occur in disease, &c. The ancients divided the *physiological actions* into *vital*, *animal*, *natural*, *sexual*, *particular*, *general*, &c. See *Function*.

ACTIONES NATURALES, see *Function*.

ACTIVE, same etymon. *Drasticus*, *Activus*, *Sthenicus*, *Hypersthenicus*. (F.) *Actif*. This adjective is used, in *Pathology*, to convey the idea of superabundant energy or strength. *Active symptoms*, e. g. are those of excitement. In *Therapeutics*, it signifies *energetic*:—as, an *active treatment*. The French use the expression *Médecine agissante*, in contradistinction to *Médecine expectante*. In *Physiology*, *active* has a similar signification, many of the functions being divided into active and passive.

ACTON. A village near London, at which there is a purgative mineral spring, like that at Epsom.

ACTUAL. Same etymon as *active*. That which acts immediately. A term usually restricted to the red hot iron, or to heat in any form; in contradistinction to the *potential* or *virtual*, which is applied to caustics or escharotics.

ACTUARIUS. Originally a title of dignity given to the Byzantine physicians.

ACTUS PARTURITIONIS, *Parturition*.

ACUITAS, *Acrimony*.

ACULEUS LIGNEUS, *Splinter*.

ACUMETER, *Accoumeter*.

A' CUPUNCTURE, *Acupunctura*, from *acus*, 'a needle,' and *punctura*, 'a puncture.' A surgical operation, much in use amongst the Chinese and Japanese, which consists in puncturing parts with a very fine needle. It has been employed, of late years, in obstinate rheumatic affections, &c., and apparently with success. *Acupuncture* is likewise a mode of infanticide in some countries; the needle being forced into the brain through the fontanelles, or into the spinal marrow, &c.

ACURGIA, *Surgery* (operative.)

ACUS, *Needle*—a. *Capitata*, *Pin*—a. *Inva-ginata*, see *Needle*—a. *Ophthalmica*, see *Needle*—a. *Paracentica*, *Trocar*—a. *Paracentica*, *Trocar*—a. *Triquetra vulgaris*, *Trocar*—a. *Veneris*, *Eryngium campestre*.

ACUSIMETER, *Accoumeter*.

ACUSIS, *Audition*.

ACUSTICA, *Acoustics*.

ACUSTICUS, *Auditory*.

ACUTE, *Acutus*, *okus*, (*ακυσ*, 'a point.'). (F.) *Aigu*. A disease which, with a certain degree of severity, has a rapid progress, and short duration, is said to be "acute."—*Oxy'nose'ma*, *Oxy'nosos*, *Oxy'nus'sos*.

Diseases were formerly subdivided into *Morbi acutis'simi*, very acute, or those which last only three or four days: *M. subacutis'simi*, which continue seven days; and *M. subacu'ti*, or those which last from twenty to forty days.

The antithesis to *acute* is *chronic*. *Acute*, when applied to pain, sound, cries, &c., means *sharp*.

ACUTENACULUM, *Porte-aiguille*.

ACYANOBLEP'SIA, from a privative, *κυανος*, 'blue,' and *βλεπω*, 'I see.' Defective vision, which consists in incapability of distinguishing blue.—Göthe.

ACYESIS, *Sterilitas*.

ACYRUS, *Arnica montana*.

ACYTERIUS, *Abortive*.

ADACA. The *Spharanthus Indicus*, a Malabar plant, which is acrid and aromatic.

ADACRYA, from a privative, and *δακρυα*, 'I weep.' Defective secretion of tears.

ADÆMONIA, Anxiety.

ADAKO'DIEN. A Malabar plant of the family Apocynæ, used in that country in diseases of the eyes.

AD'ALL, *Lip'pia*. A Malabar plant, which the Orientals regard as an antidote to the bite of the *naja*.

ADAMAS, Diamond.

ADAMI'TA, *Adamitum*. A very hard, white calculus.—Paracelsus.

The first word has been used for stone in the bladder: the second for lithiasis or the calculous condition.

ADAM'S APPLE, *Pomum Adami*.

ADANSONIA DIGITATA, Baobab.

ADAR'CË, *Adar'cion*, *Adar'cis*. A concretion found about the reeds and grass in the marshy regions of Galatia, and hiding them, as it were: hence the name, from a privative, and *δεγω*, 'I see.' It was formerly in repute for cleansing the skin from freckles, &c.

ADARIGO, Orpiment.

ADARNECH, Orpiment.

ADARTICULATIO, Arthrodia.

AD CUTEM ABDOMINIS (ARTERIA.)

The superficial artery of the abdomen,—a branch of the crural or femoral, which arises at the lower part of Poupart's ligament and ascends towards the umbilicus, being distributed to the integuments.

ADDAD. A Numidian plant. Bitter and poisonous.

ADDEPHAG'IA, *Adephag'ia*, from *αδην*, 'much,' and *φαγειν*, 'to eat.' Voraciousness. Galen and Hoffman have given this name to voracious appetite in children affected with worms. Sauvages refers it to Bulimia. Also, the goddess of gluttony.

ADDER'S TONGUE, *Ophioglossum vulgatum*.

ADDITAMENTUM. A term once used synonymously with *Epiphysis*, q. v. It is now restricted to the prolongation of two cranial sutures, the lambdoidal and squamous.

ADDITAMENTUM COLI, Appendix vermiformis cæci—a. Necatum, Olecranon—a. ad Sacrolumbalem, see Sacro-lumbalis—a. Uncatum ulnæ, Olecranon—a. Ulnæ, Radius.

ADDUCENS OCULI, Rectus internus oculi.

ADDUCTEUR DE L'ŒIL, Rectus internus oculi—a. du Gros orteil, Adductor pollicis pedis—a. Premier ou moyen, Adductor longus femoris—a. du Pouce, Adductor pollicis manus—a. Second ou petit, Adductor brevis—a. Troisième ou grand, Adductor magnus.

ADDUC'TION, *Adductio*, from *ad*, 'to,' and *ducere*, 'to draw.' *Parag'gê*. The action by which parts are drawn towards the axis of the body.

The muscles which execute this function are called *Adductors*.

ADDUCTOR MEDII DIGITI PEDIS, Posterior mediî digiti pedis—a. Oculi, Rectus internus oculi.

ADDUCTOR METACARPIMINI DIGITII, *Metacarp'peus*, *Car'po-metacarp'peus min'imi dig'iti*, is situate between the adductor and flexor, next to the metacarpal bone. It arises, fleshy, from the unciform process of the os unciforme, and

from the contiguous part of the annular ligament of the wrist, and is inserted, tendinous and fleshy, into the fore-part of the metacarpal bone of the little finger, from its base to its head.

ADDUCTOR POL'LICIS MANÛS, *A. Pol'licis*, *A. ad min'imum dig'itum*, *Metacarp'po-phalan'geus pol'licis*—(Ch.) (F.) *Adducteur du pouce*. A muscle which arises, fleshy, from almost the whole length of the metacarpal bone of the middle finger, and is inserted into the inner part of the root of the first bone of the thumb.

ADDUCTOR POL'LICIS PËDIS, *Antith'emar*, *Metatar'so-subphalan'geus pollicis*—(Ch.) *Tarso-metatarsi-phalangien du pouce*. (F.) *Adducteur du gros orteil*. Arises by a long, thin tendon, from the under part of the os calcis, from the os cuboides, os cuneiforme externum, and from the root of the metatarsal bone of the second toe. It is divided into two fleshy portions, and is inserted into the external sesamoid bone, and root of the metatarsal bone of the great toe.

Bichat has given the general name, *Adductors*, to those of the interosseous muscles of the hand or foot, which perform the action of adduction.

ADDUCTOR TERTII DIGITI PËDIS, Prior tertii digiti pedis.

ADDUCTORS OF THE THIGH. These are three in number, which have, by some anatomists, been united into one muscle—the *Triceps Adductor Femoris*.

1. *Adductor longus femoris*, *Adductor femoris primus*, *Triceps minor*, *Pubio-femor'alis*.—(Ch.) (F.) *Premier ou moyen adducteur*. Arises by a strong tendon from the upper and fore part of the os pubis and ligament of the symphysis, at the inner side of the pectinalis. It runs downwards and outwards, and is inserted by a broad, flat tendon, into the middle of the linea aspera.

2. *Adductor brevis*, *A. femoris secundus*, *Triceps secundus*, *Sub-pubio-femor'alis*.—(Ch.) (F.) *Second ou petit Adducteur*.—Arises tendinous from the os pubis, at the side of its symphysis, below and behind the last muscle. It runs obliquely outwards, and is inserted by a short, flat tendon into the inner and upper part of the linea aspera, from a little below the trochanter minor to the beginning of the insertion of the adductor longus.

3. *Adductor magnus*, *Adductor femoris tertius et quartus*, *Triceps magnus*, *Ischio-femor'alis*—(Ch.) (F.) *Troisième ou grand adducteur*, is much larger than either of the others. It arises from the ramus of the pubis, from that of the ischium, and from the tuber ischii, and is inserted into the whole length of the linea aspera. Near the lower part of the linea aspera it is pierced by a kind of oblique, fibrous canal, through which the crural artery and vein pass.

ADEC. The inner man.—Paracelsus.

ADECTA, Sedatives.

ADELIPARIA, Polysarcia.

ADELODAGAM. A bitter Malabar plant, used in asthma, catarrh, and gout.

ADELPHIA, see Adelphixia.

ADELPHIX'IA, *Adelphix'is*; from *αδελφος*, 'brother.' Consanguinity of parts in health or disease. *Frater'nitas*, *Frater'atio*. Hippocrates used the epithet *Adel'phia*, for diseases that resemble each other.

ADELPHIXIS, Sympathy.

ADEMOMIA, Depression, Nostalgia.

ADEMOSYNE, Depression, Nostalgia.

ADEN, ἀδην, 'a gland;' hence *Adenalgia*, *Adeniform*, &c.—See Gland.

ADENAL'GIA, *Adenodyn'ia*, from ἀδην, 'a gland,' and ἄλγος, 'pain.' Glandular pain.

ADENECTOP'IA, from ἀδην, 'a gland,' and ἐκτοπος, 'removed from its place.' Dislocation of a gland.

ADENEMPHRAX'IS, from ἀδην, 'a gland,' and ἐμφραξις, 'obstruction.' Glandular obstruction.

ADENIFORM, *Adeniform'is*, *Adenoid'es*, *Adenoid*, from *Aden*, 'a gland,' and *Forma*, 'form or resemblance.' *Glandiform*, or resembling a gland.

ADENITE LYMPHATIQUE, Lymphadenitis.

ADENIT'IS, from ἀδην, 'a gland,' and *itis*, a termination denoting inflammation: *Phlegmasia adenosae seu glandulosa*. Glandular inflammation.

ADENITIS LYMPHATICA, Lymphadenitis.

ADENITIS MESENTERICA, *Mesenteric Ganglionitis*. Inflammation of the mesenteric glands.

ADENITIS PALFREARUM CONTAGIOSA, see Ophthalmia.

ADENOCHIRAPSOLOG'IA, from ἀδην, 'a gland,' χεῖρ, 'the hand,' ἄνω, 'I lay hold of,' and λόγος, 'a description.' The doctrine of curing scrofula or the king's evil by the royal touch.

ADENOCHON'DRIUS, from ἀδην, 'a gland,' and χονδρος, 'a cartilage.' Relating to gland and cartilage,—for example, *Arthropomya adenochochondrium*, a tumefaction of the glands and cartilages of joints.

ADENODYNIA, Adenalgia.

ADENOGRAPHY, *Adenographia*, from ἀδην, 'a gland,' and γραφω, 'I describe.' That part of anatomy which describes the glands.

ADENOID, Adeniform.

ADENOIDES, Adeniform.

ADENOL'OGY, *Adenolog'ia*, from ἀδην, 'a gland,' and λογος, 'a description.' A treatise on the glands.

ADENOMALA'CIA, from ἀδην, 'a gland,' and μαλακία, 'softening.' Mollescence or softening of a gland.

ADENO-MENINGEAL, see Fever, adenomeningeal.

ADENONCOSIS, Adenophyma.

ADENO-PHARYN'GEUS, from ἀδην, 'a gland,' and φάρυγξ, 'the pharynx.' Some fleshy fibres, which pass from the constrictor pharyngis inferior to the thyroid gland, have received this name. Their existence is not constant.

ADENO-PHARYNGIT'IS. Same etymon. Inflammation of the tonsils and pharynx.

ADENOPHTHALMIA, Ophthalmia tarsi.

ADENOPHY'MA, *Adenoncus*, *Adenoncosis*, from ἀδην, 'a gland,' and φυμα, 'a swelling.' Swelling of a gland, or glandiform ganglion. (F.) *Glandage*. *Adenophyma* is used by some to signify a soft glandular swelling;—*Adenoncus*, one of a harder character.—Kraus.

ADENOPHYMA INGUINALIS. Bubo.

ADENOSCIR'RHUS, *Adenosclero'sis*, from ἀδην, 'a gland,' and σκίρρως, 'induration.' Scirrhous induration of a gland.

ADENOSCLEROSIS, Adenoscirrhous.

ADENOSIS SCROPHULOSA, Scrofula.

ADENOSUS, (*Abcesus*.) A hard, glandular abscess, which suppurates slowly.—M. A. Severinus.

ADENOT'OMY, *Adenotom'ia*, from ἀδην, 'a gland,' and τέμνω, 'I cut.' Dissection of the glands.

ADEPHAGIA, Addephagia, Boulimia.

ADEPS, *Adeps Suilla*, *Oxyngium*, *Pinguendo*. Pig's flare. The fat of the hog. In the Ph. U. S. the prepared fat of *Sus scrofa*, free from saline matter.

ADEPS ANSERINA, *Adeps anseris* or *Goose grease*, (F.) *Graisse d'Oie*, is emollient. It has been used as an emetic.

ADEPS CANTHARIDIBUS MEDICATUS, Unguentum lyttæ medicatum—a. Cortice Daphnes gnidii medicatus, Unguentum epispasticum de Daphne gnidio—a. Humanus, Liqueumum—a. Hydrargyro medicatus, Unguentum Hydrargyri—a. ex Hydrargyro mitius dictum cinereum, Unguentum oxidi hydrargyri cinereum—a. Hydrargyri muriate oxygenato medicatus, Unguentum muriatis hydrargyri oxygenati medicatum—a. Hydrargyri nitrate medicatus, Unguentum hydrargyri nitris—a. Hydrargyri oxido rubro et plumbi acetate medicatus, Unguentum ophthalmicum—a. Lauro medicatus, Unguentum laurinum—a. Ovilli, Sevum—a. Papavere, hyoscyamo, et belladonnâ medicatus, Unguentum populeum—a. Sulfure et ammoniæ muriate medicatus, Unguentum sulphuratum ad scabiem—a. Sulfure et carbonate potassæ medicatus, Unguentum sulphuratum alcalinum ad scabiem—a. Tartaro stibii medicatus, Unguentum antimoni tartarizati—a. Oxido zinci medicatus, Unguentum oxidi zinci impuri.

ADEPS PRÆPARATA, *Hog's lard*, *Barrow's grease*, *Lard*, *Azunge*, *Azun'gia*, *Adeps suilla præparata*, *A. præparata*, *Azun'gia porci'na*, (F.) *Graisse de Porc*, *Saindox*, is prepared by melting pig's flare, and straining it. This is called *rendering* the lard. Lard is emollient, but is chiefly used for forming ointments and plasters.

ADEPT, Alchemist.

ADEPTA MEDICINA. Medicine, which treated of diseases contracted by celestial operations, or communicated from heaven.

ADEPTA PHILOSOPHIA, Alchemy.

ADFLATUS, Aflatus.

ADHÆRENTIA, Adherence.

ADHÆSIO, Adherence.

ADHATODA, *Justicia adhatoda*. The *Malabar Nut Tree*. (F.) *Noyer de Ceylon*. Used in India for expelling the dead fetus in abortion. The word is said to convey this meaning in the Ceylonese.

ADHÆRENCE, *Adhæsion*, *Adhærentia*, *Concretio*, *Atre'sia*, *Pros'physis*, *Proscoll'esis*, *Adhæsio*, from *adherere*, (*ad* and *herere*,) 'to stick to.' These words are usually employed synonymously. The French often use *adherence* for the state of union, and *adhesion* for the act of adhering.

ADHESION, Adherence.

ADHÆSIVE INFLAMMATION is that inflammation which terminates by an adhesion between inflamed and separated surfaces.

Adhæsive is also an epithet for certain plasters, which stick closely to the skin.

ADIANTUM ALBUM, *Asplenium ruta muraria*—a. *Aurcum*, *Polytrichum*.

ADIAN'TUM CAPIL'LUS VEN'ERIS, from α , privative, and $\delta\alpha\upsilon\omega$, 'to grow wet,' from the leaves not being easily moistened. *Maiden hair*. *Nat. Ord.* Filices. *Sex. Syst.* Cryptogamia Filices. (F.) *Capillaire de Montpellier*. A European plant, of feeble, aromatic and demulcent properties. It is used for forming the *Sirap de Capillaire* or *Capillaire*.

ADIAN'TUM PEDA'TUM, *A. Canadense*, *Capill'us Canadensis*, *Herba Ven'eris*, *Filix Ven'eris*, *Canada Maidenhair*, *American Maidenhair*, *Rockfern*, *Sweetfern*, (F.) *Capillaire du Canada*, has the same properties. *Capillaire* was once made from this.

ADIAN'TUM RUBRUM, *Asplenium trichomanes*.

ADIAPHORO'SIS, *Adiaphor'osis*, from α , privative, $\delta\iota\alpha$, 'through,' and $\rho\omicron\omicron\omicron$, 'a pore.' Defect or suppression of perspiration, *Adiaphneus'tia*.

ADIAPH'OROUS, *Adiaph'orus*, *Indifferentis*, *Neutral*. A medicine which will neither do harm nor good.

ADIAPNEUSTIA, *Adiaph'osis*.

ADIARRHE'A, from α , privative, and $\delta\iota\alpha\epsilon\upsilon\upsilon$, 'to flow.' Retention of any excretion.—*Hippocrates*.

ADICE, *Urtica*.

ADIPATUS, *Fatty*.

ADIPEUX, *Adipose*.

ADIPOCERA, *Adipoc'era*—*a. Cetosa, Cetaceum*.

ADIPOCIRE, *Adipoc'era*, from $\alpha\delta\epsilon\upsilon\pi$, 'fat,' and $\kappa\epsilon\upsilon\alpha$, 'wax.' The base of biliary calculi, called also *Chol'esterine*, (F.) *Gras des Cadavres*, *Gras des Cimetières*. Also, a sort of soap, formed from animal matter under certain circumstances. The human body, when it has been for some weeks in water, assumes this appearance; and it has been a subject of legal inquiry, what length of time is necessary to produce it. This must, of course, depend upon various circumstances, as climate, season, &c.

ADIPOCIRE DE BALEINE, *Cetaceum*.

ADIPOSE, *Ad'ipous, Adipo'sus*, from $\alpha\delta\epsilon\upsilon\pi$, 'fat.' (F.) *Adipeux*. That which relates to fat—as *Adipose membrane, A. vessels*, &c. See *Fatty*.

ADIPOSE SARCO'MA of *ABERNETHY*, *Emphy'ma sarco'ma adipo'sum*, is suetty throughout, and enclosed in a thin capsule of condensed cellular substance, connected by means of minute vessels. It is chiefly found on the fore and back parts of the trunk. See *Sarcoma*.

ADIPOSIS. See *Polysarcia*.

ADIPO'SIS HEPAT'ICA, *Pimelo'sis hepatic'a, Fatty liver, Fatty degeneration of the liver*, (F.) *Dégénérescence graisseuse du Foie*. *Fatty disease of the liver*.

ADIPOSUS, *Fatty*.

ADIPOUS, *Fatty*.

ADIP'SIA, *Dipso'sis expers*. Absence of thirst.

ADIP'SON, from α , privative, and $\delta\iota\upsilon\psi\alpha$, 'thirst.' Any substance which relieves thirst. Applied to a decoction of barley to which oxymel was added.—*Hippocrates*.

ADIPSOS, *Glycyrhiza*.

ADITUS, 'an entrance,' 'an approach,' from $\alpha\delta\epsilon\upsilon\pi$, *aditum*, 'to go to.' *Pros'odos*. The entrance to a canal or duct, as *Aditus ad Aquaductum Fallopii*.

ADIULISTOS, from α , privative, and $\delta\upsilon\lambda\iota\zeta\omega$,

'I run.' Unstrained wine for pharmaceutical purposes.—*Gorræus*.

ADJUNCTUM, *Accompaniment*.

ADJUNTOR PARTÛS, *Accoucheur*.

ADJUVANT, *Ad'juvans*, from *adjuvare*, 'to aid.' A medicine, introduced into a prescription to aid the operation of the principal ingredient or basis. Also, whatever assists in the removal or prevention of disease.

ADNASCENTIA, *Prosthesis*.

ADNATA (TUNICA), *Conjunctiva*.

ADNÉE (MEMBRANE), *Conjunctiva*.

ADOLESCENCE, *Adolescent'ia, Juvent'us, Etas bona, Youth*; from *adolescere (ad and olescere)* 'to grow.' (F.) *Jeunesse*. The period between puberty and that at which the body acquires its full development; being, in man, between the 14th and 25th year; and, in woman, between the 12th and 21st.

ADOLESCENS, *Ju'venis, Hebe'tas, Hebe'ter, Hebe'tor*. A youth. A young man in the period of adolescence.

ADOL'IA. A Malabar plant, whose leaves, put in oil, form a liniment, used in facilitating labour.

ADOR, *Zea mays*.

ADORION, *Daucus carota*.

ADOUCISSANT, *Demulcent*.

AD PONDUS OMNIUM. The weight of the whole. In a prescription it means, that any particular ingredient shall equal in weight the whole of the others.

ADRA RIZA, *Aristolochia clematit'is*.

ADROB'OLON, from $\alpha\delta\omicron\varsigma$, 'great,' and $\beta\omega\lambda\epsilon\varsigma$, 'mass.' The bdellium of India, which is in larger pieces than that of Arabia.

ADROS, $\alpha\delta\omicron\varsigma$, 'plump and full.' Applied to the habit of body, and also to the pulse.—*Hippocrates*.

ADSARIA PALA, *Dolichos pruriens*.

ADSPIRATIO, *Aspiration, Inspiration*.

ADSTANS, *Prostate*.

ADSTITES GLANDULOSI, *Prostate*.

ADSTRICTIO, *Astriction, Constipation*.

ADSTRICTORIA, *Astringents*.

ADSTRINGENTIA, *Astringents*.

ADULAS'SO. The *Justitia bivalvis*. A small shrub, used in India as a local application in gont.

ADULT AGE, *Andri'a*, from *adolescere*, 'to grow to,' (*ad* and *olere, olitum*, 'to grow.') *Virility*. The age succeeding adolescence, and preceding old age. *Adult, Adul'tus*, is also used for one in the adult age.

ADULTERATIO, *Falsification*.

ADUNCATIO UNGUIUM, *Onychogryphosis*.

ADURENS, *Caustic*.

ADURION, *Rhus coriaria*.

ADUST, *Adus'tus*, from *adurere*, (*ad* and *urere*), 'to burn.' The blood and fluids were formerly said to be adust, when there was much heat in the constitution and but little serum in the blood.

ADUSTIO, *Adustion, Burn*.

ADUST'ION, *Adus'tio*. State of the body described under *Adust*. In surgery, it signifies *cancerization*.

ADVENTITIOUS DISEASES, *Acquired diseases*.

ADVENTITIUS, *Accidental*.

ADYNA'MIA, *Impotent'ia*; from α , privative, and $\delta\upsilon\sigma\mu\iota\varsigma$, 'strength,' *Adyna'sta, Ady-*

na'tia. Considerable debility of the vital powers; as in typhus fever. Some Nosologists have a class of diseases under the name *Adynamia*, *Eclyses*, *Morbi asthen'ici*.

ADYNAMIA VIRILIS, Impotence.

ADYNAM'IC, *Adynam'icus*, *Hypodynam'ic*, *Hypodynam'icus*; same etymon. Appertaining to debility of the vital powers.

ADYNASIA, Adynamia.

ADYNATIA, Adynamia.

ADYNATOCOMIUM, Hospital.

ADYNATODOCHIUM, Hospital.

ADYNATOS, Sickly.

ÆDŒA, Genital organs.

ÆDŒ'AGRA, from *αἰδοῖα*, 'genital organs,' and *αγρα*, 'seizure.' Gout in the genitals.

ÆDŒAGRAPHY, *Ædæagraph'ia*, from *αἰδοῖα*, 'organs of generation,' and *γραφω*, 'I describe.' A description of the organs of generation.

ÆDŒAL'OGY, *Ædæalog'ia*, from *αἰδοῖα*, 'the pudendum,' and *λογος*, 'a description.' A treatise on the organs of generation.

ÆDŒAT'OMY, *Ædæatom'ia*, from *αἰδοῖα*, 'the pudendum,' and *τεμνω*, 'I cut.' Dissection of the parts of generation.

ÆDŒE'TIS, *Ædæot'itis*, *Mede'tis*; from *αἰδοῖα*, 'genital organs,' and *itis*, denoting inflammation. Inflammation of the genital organs.

ÆDŒOLENORRHŒEA, Leucorrhœa.

ÆDŒODYN'IA, from *αἰδοῖα*, 'genital organs,' and *δύνη*, 'pain.' Pain in the genitals. Pudendagra (q. v.)

ÆDŒOGARGALUS, Masturbation, Nymphomania.

ÆDŒOGARGARISMUS, Masturbation, Nymphomania.

ÆDŒOMANIA, Nymphomania.

ÆDŒON, Inguen.

ÆDŒE'OPHESIS, *Ædæopsophia*.

ÆDŒE'OPHIA, *Ædæopsoph'e'is*, from *αἰδοῖα*, 'the pudendum,' and *ψοφειν*, 'to make a noise.' Emission of wind by the urethra in man, by the vagina in woman.—Savages and Sagar.

ÆDŒE'OPHIA UTERINA, Physometra.

ÆDŒEOTITIS, *Ædæot'is*—æ. Gangrænosa, Colpocææ—æ. Gangrænosa puellarum, Colpocææ infantilis—æ. Gangrænosa puerperarum, Colpocææ puerperarum.

ÆDŒEOT'OME, *Ædæotom'ia*; from *αἰδοῖα*, 'genital organs,' and *τομη*, 'incision.' Anatomy or dissection of the genitals.

ÆDOPTOSIS, Hysteroptosis—æ. Uteri, Pro-lapsus uteri—æ. Uteri inversa, Uterus, inversion of the—æ. Uteri retroversa, Retroversio uteri—æ. Vaginæ, Prolapsus V.—æ. Vesicæ, Exocyste.

ÆEIG'LUCES, *Æeig'luces*, from *αι*, 'always,' and *γλυκυς*, 'sweet.' A kind of sweet wine or must.—Gorræus.

ÆGAGROP'ILA, *Ægagrop'ili*, from *αἰγα-γρος*, 'the rock goat,' and *πιλος*, 'hair,' *Βέζοαρ* *d'Allemagne*, *Pila Damæarum* seu *Rupicæpræ-rum*. A ball composed of hairs, found in the stomach of the goat: once used medicinally. Bezoar.

ÆGEROS, Populus.

ÆGER, Sick.

ÆGIAS, *Ægis*, *Ægia*, *Ægides*, from *αι*, 'the goat;' why, is not known, (F.) *Aige* or *Aigle*. There is obscurity regarding the precise meaning of this word. It was used to designate an ulcer, or speck on the transparent cornea.—Hippocrates.

Maître Jean uses it for a calcareous deposit on the conjunctiva and sclerótica.

ÆGIDES, *Ægias*.

ÆGILOPS, *An'chilops*, *An'kylops*, from *αι*, 'goat,' and *ωψ*, 'the eye.' An ulcer at the greater angle of the eye, which sometimes does not penetrate to the lachrymal sac, but at others does, and constitutes fistula lachrymalis.—Galen, Celsus, Oribasius, Aëtius, Paulus of Ægina, &c.

ÆGIRINON. An ointment of which the fruit or flower of the poplar was an ingredient; from *αιγιστος*, 'the black poplar.'

ÆGLIA, *Ægias*.

ÆGOCERAS, Trigonella fœnum.

ÆGOLETHRON, Ranunculus flammula.

ÆGONYCHON, Lithospermum officinale.

ÆGOPHONIA, Egophony.

ÆGOPHONICUS, Egophonic.

ÆGOPIDIUM PODAGRARIA, Ligusticum podagraria.

ÆGRIPPA, Agrippa.

ÆGRITUDO, Disease—æ. Ventriculi, Vomiting.

ÆGROTATIO, Disease.

ÆGROTUS, Sick.

ÆGYPTIA. An epithet for several medicines, mentioned by Galen, Paulus of Ægina, and Myrepsus.

ÆGYPTIA MOSCHATA, Hibiscus abelmoschus.

ÆGYPTIA STYRTERIA, *Αἰγυπτια στυπτηρια*, *Ægyptian alum*. Recommended by Hippoc.

ÆGYPTIA UL'CERA, *Ægyptian ulcers*. Ulcers of the fauces and tonsils, described by Aretæus, as common in Egypt and Syria.

ÆGYPTIACUM, *Ægyption*, *Mende'sion*, *Mel Ægyptiacum*, *Phar'macum Ægyptiacum*. A preparation of vinegar, honey, and verdigris, scarcely used now, except by veterinary surgeons as a detergent. See Linimentum Æruginis.

ÆGYPTION, *Ægyptiacum*.

ÆGYPTIUM MEDICAMENTUM AD AURES, Pharmacum ad aures.

ÆGYPTIUS PESSUS, *Ægyptian pessary*. A pessary, composed of honey, turpentine, butter, oil of hily or of rose, saffron, each one part; with sometimes a small quantity of verdigris.

ÆICHRYSON, Sedum.

ÆIPATHEIA, see Continent (disease.)

ÆIPTHATHIA, see Continent (disease.)

ÆMOPTOICA PASSIO, Hæmoptysis.

ÆNEA, Catheter.

ÆOLECTHYMA, Variola.

ÆOLLION, Varicella.

ÆOLLIUM, Varicella.

ÆON, *αιων*. The entire age of a man from birth till death.—Hippocrates, Galen. Also the spinal marrow. See Medulla Spinalis.

ÆONESIS, Fomentation.

ÆONION, Sedum.

ÆORA, from *αιωρεω*, 'I suspend.' Gestation; swinging.—Aëtius, Celsus, &c.

ÆQUALIS, Equal.

ÆQUATOR OCULI. The line formed by the union of the upper and under eyelid, when they are closed. It is below the middle of the globe.

ÆQUIVOCUS, Equivocal.

ÆËR, Air.

ÆERATION OF THE BLOOD, Hæmatisis.

ÆERATUS, Carbonated.

ÆËRÈ, Carbonated.

ÆREOLUM, *Æreolus*, *Chalchus*. The sixth part of an obolus by weight, consequently about 2 grains.

ÆRESIS, *αιρεσις*, 'the removal of any thing.' A suffix denoting a removal or separation, as *Aphæresis*, *Diæresis*, &c.

AERGA, Torpor.

AERIFÆROUS, *Aërifer*, (F.) *Aërifère*, from *aer*, 'air,' and *ferre*, 'to carry.' An epithet for tubes which convey air, as the larynx, trachea, and bronchia.

AERIFLUXUS. The discharge of gas, and the fetid emanations from the sick. Flatulence.—*Sauvages*.

AERODIAPHTHORA, from *αηρ*, 'air,' and *διαφθορα*, 'corruption.' A corrupt state of the air.

AERÓ-ENTERECTASIA, Tympanites.

AEROL'OGY; *Aerolog'ia*, *Aerolog'icæ*, from *αηρ*, 'air,' and *λογος*, 'a description.' That part of physics which treats of the air, its qualities, uses, and action on the animal economy.

AEROMANCY, *Aeromanti'a*, from *αηρ*, 'air,' and *μαντεια*, 'divination.' An art in judicial-astronomy, which consists in the foretelling; by means of the air or substances found in the atmosphere.

AEROMELI, *Fraxinus ornus*.

AEROPÉRITONIE, see Tympanites.

AEROPHOBIA, from *αηρ*, 'air,' and *φοβος*, 'fear.' Dread of the air. This symptom often accompanies hydrophobia, (q. v.) and sometimes hysteria and other affections.

AEROPHOB'ICUS, *Aeroph'obus*; same etymon. One affected with aerophobia.

AEROPHOBUS, Aerophobicus.

AEROPHTHORA, Aerodiaphthora.

ÆROPLEURIE, Pneumothorax.

AEROSIS, Pneumatosis, Tympanites.

AEROTHORAX, Pneumothorax.

ÆRUCA, *Cupri subacetis*.

ÆRUGINOUS, *Æruginosus*, *Io'des*, from *Ærugo*, 'verdigris.' (F.) *Ærugineux*. Resembling verdigris in colour; as the bile when discharged at times from the stomach.

ÆRUGO, *ιος*, from *αἰς*, 'copper.' The rust of any metal, properly of brass. See *Cupri Subacetis*.

ÆRUGO FERRI, *Ferri subcarbonas*—æ. *Plumbi*, *Plumbi subcarbonas*.

ÆS, *Cuprum*.

ÆSCHOS, *αισχος*: Deformity of the body generally, or of some part.—*Hippocrates*.

ÆS'CULUS HIPPOCASTANUM, from *esca*, 'food,' (?) *Castanea equina*, *Pavin'a*, *Horse-chestnut*, *Buck-eye*. (F.) *Marronnier d'Inde*. *Nat. Ord.* Hippocastaneæ. *Sex. Syst.* Heptandria Monogymia. The bark has been advised as a substitute for cinchona. Both bark and fruit are astringent. Externally, it has been employed, like cinchona, in gangrene.

ÆSECAVUM, Brass.

ÆSTATES, Ephelides.

ÆSTHEMA, *αισθημα*, gen. *αισθηματιος*, 'a sensation, a perception.' See *Sensation* and *Sensibility*. In the plural, *æsthemata*, the apparatus of the senses.

ÆSTHEMATOL'OGY, *Æsthematolog'ia*; from *αισθημα*, and *λογος*, 'a description.' The doctrine of, or a treatise on, the senses, or on the apparatus of the senses.

ÆSTHEMATONU'SI, *Æsthematorganonusi*, from *αισθημα*, and *νοσος*, 'diseases.' Diseases affecting sensation.

ÆSTHEMATORGANONUSI, *Æsthematorganonusi*.

ÆSTHESIS, *Aisth'esis*, from *αισθαναι*, 'I feel.' The faculty of being affected by a sensation. Perception. Sensibility, as well as the senses themselves. See *Sense*.

ÆSTHETERION, Sensorium.

ÆSTHETICA, from *αισθανομαι*, 'I feel.' Diseases affecting the sensations. Dulness, deprivation or abolition of one or more of the external organs of sense. The 2d order, class *Neurotica* of Good.

ÆSTIVUS, Estival.

ÆSTUARIUM, Stove.

ÆSTUATIO, Ardor, Ebullition, Fermentation.

ÆSTUS, Ardor.

ÆSTUS VOLAT'ICUS. Sudden heat, scorching or flushing of the face.—*Vogel*.

ÆTAS, Age—æ. *Bona*, Adolescence—æ. *Decrepita*, Decrepitude—æ. *Mala*, Senectus—æ. *Provecta*, Senectus—æ. *Senilis*, Senectus.

ÆTHER, *Ether*, from *αιθρη*, 'air,' or from *αιθω*, 'I burn.' *Liquor æthereus*. A volatile liquor obtained by distillation from a mixture of alcohol and a concentrated acid.

ÆTHER CHLORICUS, Chloroform.

ÆTHER HYDROCYAN'ICUS, *Æther Prus'sicus*, *Hydrocyanic Ether*, *Hydrocyanate of Ethereine*, *Cyanuret of Ethule*, (F.) *Æther hydrocyanique*, has been advised in whooping-cough, and where the hydrocyanic acid is indicated. Dose, 6 drops.

ÆTHER MARTIALIS, *Tinctura seu Alcohol sulfurico-æthereus ferri*—æ. *Nitricus alcoolisatus*, *Spiritus ætheris nitrici*—æ. *Pyro-aceticus*, *Acetone*.

ÆTHER SULPHUR'ICUS, *Æ. Vitriol'icus*; *Naphtha Vitrioli*, *Sulph'uric Ether*. Ether prepared from sulphuric ether and alcohol. (*Sp. rectificat.*; *Acid. Sulph.* aa *℥iiss*. Distil until a heavier liquid passes over. Ph. L.)

Rectified Ether, *Æther rectificatus*, prepared by distilling 12 oz. from a mixture of sulphuric ether, f. $\frac{3}{4}$ iv, fused potass, $\frac{3}{4}$ ss, and distilled water, f. $\frac{3}{4}$ ij, is a limpid, colourless, very inflammable, volatile liquor; of a penetrating and fragrant odour, and hot pungent taste. Its s. g. is 0.732.

It is a diffusible stimulant, narcotic and antispasmodic, and is externally refrigerant. Dose \mathfrak{g}^{tt} . xxx to f. $\frac{3}{4}$ ss. When ether is inhaled, it is found to be a valuable anæsthetic agent: and is employed with advantage in spasmodic affections, and in surgical operations.

Æther Sulphuricus, of the Pharmacopœia of the United States, (1842), is formed from alcohol, Oij; sulphuric acid, Oj; potassa, $\frac{3}{4}$ vj; distilled water, f. $\frac{3}{4}$ ij, distilling and redistilling according to the process there laid down.

The Parisian Codex has an *Æther aceticus*, an *Æther muriaticus seu hydrochloricus*, an *Æther nitricus seu nitrosus*, and an *Æther phosphoratus*. They all possess similar virtues.

ÆTHER SULPHURICUS ACIDUS, *Elixir acidum Halleri*—æ. *Sulphuricus cum alcohole*, *Spiritus ætheris sulphurici*—æ. *Sulphuricus cum alcohole aromaticus*, *Spiritus ætheris aromaticus*.

ÆTHER TEREBINTHINATUS, *Terebinthinated ether*, made by mixing gradually two pounds of alcohol, and half a pound of spirit of turpentine, with two pounds of concentrated nitric acid, and distilling one-half the mixture with

a gentle heat. Employed externally and internally in biliary calculi, rheumatism, &c. Dose 20 to 40 drops, in honey or yolk of egg.

ÆTHEREA HERBA, *Eryngium maritimum*.

ÆTHEREAL, *Ethe' real, Ethe' reous, Æthe' reus*, (F.) *Éthérée*. An ethereal tincture, (F.) *Teinture éthérée*, is one formed by the action of sulphuric ether, at the ordinary temperature, on medicinal substances. An ethereal oil is a volatile oil. See *Olea Volatilia*.

ETHERIZATION, Etherization.

ETHERIZATUS, Etherized.

ETHEROLEA, *Olea volatilia*.

ÆTHIOPICUS LAPIS, Ethiopian stone. A stone formerly supposed to be possessed of considerable virtue.—Oribasius.

ÆTHIOPIFICATION, *Æthiopo'poe'sis, Æthi' opis'mus, Æthi'opio'sis*, from *Æthiops*, and *facere*, 'to make.' The mummy-like colouring of the skin, induced at times by the use of mercurial ointment; and seen in bodies poisoned by arsenic.

ÆTHIOPIOSIS, *Æthiopicatio*.

ÆTHIOPIS, *Salvia sclarea*.

ÆTHIOPISMUS, *Æthiopicatio*.

ÆTHIOPPOESIS, *Æthiopicatio*.

ÆTHIOPS, from *αἴθω*, 'I burn,' and *ωψ*, 'countenance.' A black or burnt countenance. The ancients gave this name to certain oxides and sulphurets of metals, which were of a black colour.

ÆTHIOPS ALBUS, Albino—æ. *Alcalisatus, Hydrargyrum cum cretâ*—æ. Animal, see *Choroid*.

ÆTHIOPS MARTIALIS, *Ferri Deutoxydum nigrum*. The black deutoxide of iron: once in repute as a tonic.

ÆTHIOPS MINERALIS, *Hydrargyri sulphuretum nigrum*—æ. Narcoticus, *Hydrargyri sulphuretum nigrum*—æ. per se, *Hydrargyri oxydum cinereum*—æ. Saccharatus, *Hydrargyrum saccharatum*—æ. Vegetabilis, see *Fucus vesiculosus*.

ÆTHOLICES, from *αἴθω*, 'I burn.' Fiery pustules on the skin. Some have considered them to have been boils.

ÆTHUSA CYNAPIUM, *Fool's Parsley*, (F.) *Faux Persil, Petite Ciguë*. Family, Umbelliferae. See *Syst. Pentandria Digynia*. A poisonous plant, which has been mistaken for true parsley, producing nausea, vomiting, headache, giddiness, sopor, and at times, fatal results. It resembles conium in its action.

ÆTHUSA MEUM, *Meum, Meu, Spignel, Baldmoney*. (F.) *Éthuse Meum*. The root has been advised as carminative, stomachic, &c.

ÆTIOL'OGY, *Ætiolog'ia, Etiology, Aitiolog'ia*, from *αἴτια*, 'cause,' and *λογος*, 'a discourse.' The doctrine of the causes of disease.

ÆTITES, from *αετός*, 'an eagle,' *Eagle-stone, Pierre d'Aigle, Hydrate de tritoxide de fer*. This stone was formerly supposed to facilitate delivery, if bound on the thigh; and to prevent abortion, if bound on the arm. It was also called *Lapis Collymis*.

ÆTOI PHLEBES, Temporal veins.

ÆTOLION, *Cnidia grana*.

AFFADISSEMENT, (F.) from *fade*, 'insipid.' That condition of the digestive function in which the appetite is diminished, the sense of taste blunted, and the action of the stomach enfeebled; a state usually accompanied by general languor.

AFFAIBLISSEMENT, Asthenia.

AFFAIRES, Menses.

AFFAISSEMENT, Collapsus.

AFFECTIO, Affection—a. *Arthritica Cordis, Cardiagra*—a. *Hypochondriaca, Hypochondriasis*—a. *Hysterica, Hysteria*—a. *Sarmatica, Plica*—a. *Tympanitica, Tympanites*.

AFFECTION, *Affectio*, from *afficio* or *affecto* (*ad* and *facere*,) 'to move or influence.' Any mode in which the mind or body is affected or modified.

AFFECTION TYPHOÏDE, see *Typhus*—a. *Vaporeuse, Hypochondriasis*.

AFFECTIONES ANIMI, Affections of the mind.

AFFECTIONS OF THE MIND, *Affectus* seu *Passio'nes* seu *Affectio'nes* seu *Conquassatio'nes* seu *Confusio'nes* seu *Turbatio'nes* seu *Perturbatio'nes animi*, (F.) *Affections de l'âme*, include not only the different passions, as love, hatred, jealousy, &c., but every condition of the mind that is accompanied by an agreeable or disagreeable feeling, as pleasure, fear, sorrow, &c.

In Pathology, *Affection, Pathos, Pathe'ma*, is synonymous with disease; thus we speak of a *pulmonary affection, a calculous affection, &c.*

AFFECTIONS DE L'ÂME. Affections of the mind.

AFFECTIVE. That which affects, touches, &c. Gall gives the term *affective facultés*, (F.) *Facultés affectives*, to functions dependent upon the organization of the brain, comprising the sentiments, affections, &c.

AFFECTUS, Passion—a. *Faucium pestilens, Cynanche maligna*—a. *Hyderodes, Hydrops*—a. *Spasmodico-convulsivus laborum, Neuralgia faciei*.

AFFERENT, *Afferens, Centripetal*, from *affero*, (*ad* and *fero*, 'to carry,') 'I bring.' The vessels which convey the lymph to the lymphatic glands, are called *afferent*. Also, nerves that convey impressions towards the nervous centres—*nervi entobranon'tes*.

AFFION, *Opfium, Opium*, (q. v.) The Bantamese thus designate an electuary of which opium is the basis, and which they use as an excitant.

AFFLAT'US, *Adflat'us, Epipno'a*, from *ad*, 'to,' and *flare*, 'to blow.' Any air that strikes the body and produces disease.

AFFLUENCE, *Affluus*, from *affluere*, (*ad* and *fluere*, 'to flow,') 'to flow to.' A flow or determination of humours, and particularly of blood, towards any part.

AFFLUXUS, Fluxion.

AFFUSIO, Affusion—a. *Frigida*, see *Affusion*—a. *Orbicularis, Placenta*.

AFFUSION, *Affusio, Proschysis, Epichysis*, from *ad*, 'to,' and *fundere, fusum*, 'to pour.' The action of pouring a liquid on any body. *Affusions, Rhyptolus'ia*, cold and warm, are used in different diseases. The cold *affusion, Affusio* seu *Perfusio frig'ida*, is said to have been beneficial in cutting short typhus fever and scarlatina, if used during the first days. It consists in placing the patient in a tub, and pouring cold water over him; then wiping him dry, and putting him to bed. The only precaution necessary, is, to use it in the state of greatest heat and exacerbation; not when chilliness, or topical inflammation is present.

AFIUM, Opium.

AFTER-BIRTH, Secundines.

AFTER-PAINS, see Pains, labour.

AGACEMENT, (F.) from *ακατείν*, 'to sharpen.' The setting on edge.

AGACEMENT DES DENTS. A disagreeable sensation experienced when acids are placed in contact with the teeth. *Tooth edge*. Setting the teeth on edge.

AGACEMENT DES NERFS. A slight irritation of the system, and particularly of the organs of sense and locomotion, corresponding nearly to the English *Fidgets*.

AGALACTATIO, Agalactia.

AGALACTIA, *Agalax'ia*, *Agalact'io*, *Agalact'io*, *Defectus lactis*, *Oligogal'ia*, *Oligogalact'io*, from *α* privative, and *γαλα*, 'milk.' Absence of milk in the mammæ.

AGALAXIA, Agalactia.

AGALLOCHUM, from *αγαλλομαι*, 'to become splendid,' *Calambac*, *Calambouk*, *Lignum Agallochi veri*, *Lignum Aloës*, *L. Aspal'athi*, *Xyloaloes*, *Aloes wood*. A resinous and very aromatic wood of the East Indies, from *Exœcaria Agallocha*. Used in making pastils, &c.—*Dioscorides*, *Oribasius*, *Paulus*.

AGAMOUS, see Cryptogamous.

AGARIC, *Agar'icum*. A genus of plants in the Linnæan system, some of which are edible, others poisonous. It was so called from *Agaria*, a region of Sarmatia.—*Dioscorides*. Among the edible varieties of the *Boletus*, the following are the chief. 1. *The Agar'icus edulis*, (F.) *Agaric comestible et champignon de couche*. 2. *The Agar'icus odoratus*, (F.) *Mousseron*. The most common poisonous varieties are the *Agar'icus necator*, (F.) *Agaric meurtrier*; and 2. *The Agar'icus acris*, (F.) *Agaric âcre*; besides the *Aurantiæ*, a sub-genus, which includes several species. One of the most delicate is the *Agaricus Aurantiacus*, but care must be taken not to confound it with the *A. Pseudo-aurantiacus*, which is very poisonous. The *A. aurantiacus* is called, in French, *Orange*. See *Poisons*, Table of.

AGARIC, see *Boletus igniarius*—*a. Blanc*, *Boletus laricis*—*a. de Chêne*, *Boletus igniarius*—*a. Female*, *Boletus igniarius*—*a. of the Oak*, *Boletus igniarius*—*a. Odorant*, *Boletus suaveolens*—*a. White*, *Boletus laricis*.

AGARICUM, *Boletus igniarius*.

AGARICUS, *Boletus igniarius*—*a. Albus*, *Boletus laricis*—*a. Aurantiacus*, *Amanitæ*—*a. Aurantiacus*, *Bolites*—*a. Auriculæforma*, *Peziza auricula*—*a. Chirurgorum*, *Boletus igniarius*—*a. Pseudo-aurantiacus*, *Amanitæ*—*a. Quercus*, *Boletus igniarius*.

AGATHIS DAMARRA, *Pinus damarra*.

AGATHOSMA CRENATUM, *Diosma crenata*.

AGATHOTES CHIRAYITA, *Gentiana chirayita*.

AGAVÉ AMERICANA, *American Agave*, *Magney*, from *αγαυος*, 'admirable.' *Nat. Ord.* Bromeliacæ. *Sez. Syst.* Hexandria Monogynia. This plant has been considered diuretic and antisiphilitic. The favourite drink of the Mexicans—*Pulque*—is the fermented juice of this plant.

AGE, *ἡλικία*, *Helikia*, *Ætas*:—Of uncertain etymon. Period of life. Time that has elapsed since birth, &c. Five ages are often designated in the life of man. 1. First infancy (*Infant'ia*);

2. Second infancy (*Pueri'tia*); 3. Adolescence (*Adolescent'ia*); 4. The adult age (*Viril'itas*);

5. Old age (*Senectus*.)

AGENEIOS, Imberbis.

AGENESIS, from *α* privative, and *γενεσις*, 'generation.' Imperfect development of any part of the body; as *cerebral agenesis*, i. e. imperfect development of the brain in the fœtus.

AGENNESIA, Impotence, Sterilitas.

AGENNESIS, Impotence.

AGENT, *Agens*, from *agere*, 'to act.' Any power which produces, or tends to produce an effect on the human body. Morbific agents, (F.) *Agens morbifiques*, are the causes of disease;—therapeutical agents, (F.) *Agens therapeutiques*, the means of treating it, &c.

AGER NATURÆ, Uterus.

AGERASIA, *Insensescen'tia*, from *α* privative, and *γηρας*, 'old age.' A vigorous and green old age.

AGERATUM, *Achillea ageratum*.

AGERATUS LAPIS. A stone used by cobblers to polish shoes. It was formerly esteemed discutient and astringent.—*Galen*, *Oribasius*, *Paulus*.

AGES, Palm.

AGEUSIA, Agenstia.

AGEUS'IA, *Agheus'tia*, *Ageu'sia*, *Apogeu'stia*, *Apogeu'sis*, *Dysæsthe'sia gustato'ria*, *Parageu'sis*, from *α* priv., and *γευσις*, 'taste.' Diminution or loss of taste, *Anæsthe'sia linguæ*. *Sauvages*, *Cullen*.

AGGLOMERATE, *Agglomerat'us*, from *agglomerare* (*ad* and *glomerare*, 'to wind up yarn in a ball,') 'to collect together.' Applied to tumours or glands in aggregation.

AGGLUTINANT, *Agglutinans*, *Collet'icus*, *Glutinans*, from *gluten*, 'glue.' (F.) *Agglutinant*, *Agglutinatif*, *Glutinatif*. Remedies were formerly so called, which were considered capable of uniting divided parts.—*Paulus*.

Plasters are called *agglutinants*, (F.) *agglutinatifs*, which adhere strongly to the skin. Certain bandages are likewise so termed. (F.) *Bandelettes agglutinatives*.

TO AGGLUTINATE. The French use the word *agglutiner*, in the sense of 'to reunite,' as *agglutiner les lèvres d'une plaie*, 'to reunite the lips of a wound.'

AGGLUTINATIF, *Agglutinant*.

AGGLUTINATIO, Coition.

AGGLUTINATION, *Colle'sis*, *Epicolle'sis*, *Proscolle'sis*, *Glutinat'io*, from *agglutinare*, 'to glue together.' The first degree of adhesion. Also, the action of agglutinants.

AGGLUTINER, To agglutinate.

AGGREGATE, *Aggregat'us*, from *aggregare*, (*ad* and *gregare*), 'to flock together,' 'to assemble together.' Glands are called *aggregate* which are in clusters. *Aggregate pills*, (F.) *Pilules agrégatives*, signified, formerly, those which were believed to contain the properties of a considerable number of medicines, and to be able to supply their place.

AGHEUSTIA, Ageustia.

AGIAHALID or AGIHALID, or AGRAHALID. An Egyptian and Ethiopian shrub, similar to the *Ximenia*. The Ethiopians use it as a vermifuge. The fruit is purgative.

AGIHALID, *Agiahaliid*.

AGISSANT, Active.

AGITATION, *Agitat'io*, *Done'sis*; from *agere*, 'to act.' Constant and fatiguing motion

of the body, *Tyrbē, Tyrba'sia, Inquies*,—or distressing mental inquietude,—*An'imi Agitatio*.

AGITATORIUS, Convulsive.

AGLOSSIA, from *a*, privative, and *γλωσσα*, 'the tongue.' A malformation which consists in the want of a tongue.

AGLOSSOSTOMA, from *Aglossia*, (q. v.) and *στομα*, 'mouth.' A mouth without a tongue.

AGLOSSOSTOMOGRAPHY, *Aglossostomographia*, from *a*, priv., *γλωσσα*, 'the tongue,' *στομα*, 'the mouth,' and *γραφω*, 'I describe.' Description of a mouth without a tongue.—Roland (of Saumur.)

AGLUTINATION, *Agluti'tio*, from *a* priv., and *glutire*, 'to swallow.' A hybrid term, designating impossibility of swallowing.—Linnæus.

AGMA, Fracture.

AGMATOLOG'IA, from *αγμα*, 'fracture,' and *λογος*, 'a description.' The doctrine of fractures. A treatise on fractures.

AGME, Fracture.

AGMINA DIGITORUM MANUS, Phalanges of the fingers—a. Membrana, Amnios.

AGMINATED GLANDS, Peyer's glands.

AGNATHIA, from *a*, priv., and *γναθος*, 'jaw.' A malformation which consists in the want of the jaw, especially of the lower.

AGNINA MEMBRANA, Amnios.

AGNOIA, from *a*, priv., and *γινωσκω*, 'I know.' State of a patient who does not recognise individuals.—Hippocrates, Galen, Foësius.

AGNUS CASTUS, Vitex.

AGO'GE, *αγωγή*. The order or condition of a disease,—Hippoc., Galen. Likewise the state of the air.—Hippoc., Galen, Gorræus, Foësius.

AGO'GUE, *αγωγή*, 'a leader,' from *αγω*, 'I lead or expel.' Hence *Cholagogue*, an expeller of bile: *Hydragogue*, &c.

AGOMPHIASIS, *Agompho'sis*, from *a*, privative, and *γυμφοω*, 'I nail.' Looseness of the teeth.—Gorræus. See Gomphiasis.

AGOMPHOSIS, Agomphiasis.

AGON, Agony.

AGONE, Hyoscyamus.

AGONIA, Sterilitas.

AGONISMA, Agony.

AGONISMUS, Agony.

AGONISTICA, from *αγων*, 'a combat.' The part of ancient gymnastics, which had reference to the combats of the Athletæ.

Also, very cold water, given internally, to calm febrile heat.—Paulus of Ægina.

AGONIZANS, Psychorages.

AGONOS, Sterile.

AGONY, *Agon'ia, Agon, Agonis'ma, Agonis'mus, Mochthos, Mogus, Psychorag'ia, Psychorrhag'ia, An'gor*, from *αγων*, 'a combat.'

The last struggle of life.—Galen, Gorræus, &c. The agony, which is of longer or shorter duration, is characterized by great change in the features, gradual abolition of sensation and motion, loss of voice, dryness or lividity of the tongue and lips, rattling in the throat, small and intermittent pulse, and coldness of the extremities. This state is not present in those who die suddenly. See *Facies Hippocratica*.

AGOSTUS, from *αγω*, 'I lead.' The fore arm from the elbow to the fingers. Also, the palm of the hand.—Gorræus. See *Palm*.

AGRA, *αγρα*, from *αγρω*, 'I seize hold of.' A seizure, as *Odontagra*, a tooth seizure, toothache; *Chiragra, Podagra*, &c.

AGRAFE DE VALENTIN. A kind of

forceps with parallel branches, employed by Valentin in the operation for hare lip, to effect the approximation of the edges of the wound.

AGRAHALID, Agiahahid.

AGREGATIVES PILULES. See *Aggregate*.

AGRIA, Herpes exedens.

AGRIAMPELOS, Bryonia alba.

AGRICOCIMELEA, Prunus spinosa.

AGRIFOLIUM, Ilex aquifolium.

AGRIMONY, *Eupato'rium, Caf'al, Lay'pula hepatic'a (F.) Aigremoine*. The *Agrimonia Eupato'rium. Cockle-bur, Stickwort*. *Nat. Ord. Rosaceæ. Sez. Syst. Icosandria Digynia*. A mild astringent and stomachic. *Dose*, in powder, from ʒj to ʒj.

AGRIMONY HEMP, Eupatorium cannabinum.

AGRIOCASTANUM, Bunium bulbocastanum, Lycopèrdon tuber.

AGRIOCINARA, Sempervivum tectorum.

AGRIORIGANUM, Origanum majorana.

AGRIOSELINUM, Smyrnum olusatrum.

AGRIOTHYMI'A, from *αγριος*, 'ferocious,' and *θυμος*, 'disposition.' Ferocious insanity.—Savages.

AGRIPALMA GALLIS, Leonurus cardiaca.

AGRIPAUME, Leonurus cardiaca.

AGRIPPA, *Ægrip'pa*, from *æger partus*, 'difficult birth:' or perhaps from *αγρα*, 'taking or seizure,' and *πους*, 'the foot.' This term has been given to those born by the feet. It is pretended that the family of Agrippa obtained their name from this circumstance. Parturition where the feet present is called *Agrippæ partus, Agrippinus partus*.

AGRIPPINUS PARTUS, see Agrippa.

AGRO DI CEDRO, see Citrus medica.

AGROSTIS, Bryonia alba.

AGRUNA, Prunus spinosa.

AGRYPNIA, Insomnia.

AGRYPNOCOMA, Coma vigil.

AGRYPNODES, from *αγρυπνος*, 'sleepless.' Characterized by sleeplessness, as *Febris Agrypnodes*, a fever accompanied with sleeplessness.

AGRYPNUS, *αγρυπνος*, 'sleepless,' 'vigilant.' Hence *Agrypnodes (Febris)* fever attended with watching.

AGUA DE VERUGA, see Verugas.

AGUARDIENTE, Brandy. See also Spirit.—*a. de Italia*, see Spirit.

A'GUE, from Gothic *agis*, 'trembling.' [?] Intermittent fever.

AGUE AND FEVER, Intermittent fever.

AGUE CAKE, *Placenta febrilis, Physconia splenicum, P. splenica, Splenis Tumor; (F.) Gâteau febrile*. A visceral obstruction—generally in the spleen—which follows agues, and is distinctly felt by external examination. To a greater or less degree, it is not uncommon.

AGUE, DEAD, see Fever, masked—a. Dumb, see Fever, masked—a. Free, Laurus sassafra —a. Leaping, see Leaping ague—a. Quartan, Quartan—a. Tertian, Tertian fever—a. Weed, Eupatorium perfoliatum.

AGUL, *Alha'gi*, the *Hedisa'rum alhagi*. A thorny shrub of Persia and Mesopotamia, which affords manna. The leaves are purgative.

AGY'ION, from *a*, priv., and *γυιον*, 'limb.' Mutilated or wanting limbs.—Hippocr. Weak, feeble.—Galen.

AGYRIAS, from *αγυρις*, 'a collection.' Opacity of the crystalline.—Aëtius, Paré.

AGYRTA, from *αγρῆς*, 'a crowd.' Formerly, a stroller who pretended to supernatural powers. Subsequently, a quack or illiterate pretender. See Charlatan.

AGYRTIA, Charlatanry.

AHO'RA, from *a* privative, and *ωρα*, 'youth.' Tardy development of the organs.—the opposite to *Hyperhō'ra*.

AHOUI, Thevetia ahouai.

AHUSAL, Orpiment.

AHPYNTIA, Insomniac.

AIDE, (F.) *Ad'jutor minister*. An assistant to a surgeon in his operations.

AIDOROMANIA, Nymphomania.

AIERSA, Iris Germanica.

AIGE, Ægias.

AIGLE, MINERAL WATERS OF. Near the city of this name, in Normandy, is the chalybeate spring of Saint Xantin, much used in the 16th and 17th centuries.

AIGLE, Ægias.

AIGRE, Acidulous.

AIGRELET, Acidulous.

AIGREMOINE, Agrimony.

AIGREURS, Acidities.

AIGU, Acute.

AIGUILLE, Needle—a. *à Acupuncture*, see Needle—a. *à Appareil*, see Needle—a. *à Bec de Lièvre*, see Needle—a. *à Cataracte*, see Needle—a. *de Deschamps*, see Needle—a. *Engainée*, see Needle—a. *à Fistule*, see Needle—a. *à Gaine*, see Needle—a. *à Ligature*, see Needle—a. *à Manche*, see Needle—a. *à Seton*, see Needle—a. *à Suture*, see Needle.

AIGUILLON, (F.) *Spina Helmon'tii*. A term used since the time of Van Helmont to designate the proximate cause of inflammation. According to him, an inflamed part is in the same condition as if an *aiguillon* or thorn were thrust into it.

AIGUISER, to Acidulate.

AII, Allium.

AILE, Ala, *Aileron*.

AILERON, (F.) *Extrema ala seu Pin'nula*, diminutive of (F.) *Aile*, a wing. The extremity of the wing of a bird, to which the great feathers are attached.

AILERONS DE LA MATRICE. Three folds at the base of the broad ligaments of the uterus, which are occupied by the ovary and its ligament, the Fallopian tube, and the round ligament.

AIMA, *αίμα*, See Hæma.

AIMANT, Magnet.

AIMATERA, Hepatirrhæa.

AIMORRHŒA, Hæmorrhagia.

AIMORRHŒIS, Hæmorrhœis.

AINE, Inguen.

AIPATHIA, Continent disease.

AIPI, *Jatropha manihot*.

AIPIMA COXERA, *Jatropha manihot*.

AIPOCA, *Jatropha manihot*.

AIR, *Aer, Pneuma*, from *αἶρ*, 'I breathe.' *Commu' air, Atmospheric air*, (F.) *Air atmosphérique*, is an invisible, transparent, inodorous, insipid, ponderable, compressible and elastic fluid, which, under the form of the atmosphere, surrounds the earth to the height of 15 or 16 leagues.

Air is essentially composed of two gases, oxygen and nitrogen, in the proportion of 20 of the former to 80 of the latter. Oxygen is the vital portion, but the nitrogen is necessary to

dilute it. Air also contains a small portion of carbonic acid gas, and it has always floating in it aqueous vapour, different terrestrial emanations, &c. Its effects upon the human body vary according to its greater or less density, temperature, moisture, &c.; hence, change of air is found extremely serviceable in the prevention and cure of certain morbid conditions. See CLIMATE.

AIR ACIDE VITRIOLIQUE, Sulphurous acid—a. *Alcalin*, Ammonia—a. *Atmosphérique*, Air.

AIR CELLS OF THE LUNGS, Bronchial cells; see Cellule—a. Dephlogisticated, Oxygen—a. Empyreal, Oxygen—a. *du Feu*, Oxygen—a. Factitious, Carbonic acid—a. Fixed, Carbonic acid—a. *Gaté*, Azote—a. Inflammable, Hydrogen, Hydrogen carburetted.

AIR PASSAGES, (F.) *Voies aériennes aërifères*. The larynx, trachea, bronchia, &c.

AIR, PURE, Oxygen—a. Solid, of Hale, Carbonic acid—a. *Vieil*, Azote—a. Vital, Oxygen.

AIRAIN, Bell-metal, Brass.

AIRE, Areola.

AIRELLE ANGULEUSE, Vaccinium myrtillus—a. *Poncûée*, Vaccinium vitis idæa.

AIRIGNE, Hook.

AIRTHREY, MINERAL WATERS OF. Airthrey is situate about two miles north of Stirling, Scotland. The waters are saline cathartics; containing chloride of sodium, chloride of calcium, sulphate of zinc, and chloride of magnesium.

AISSELLE, Axilla.

AISTHESIS, Æsthesis.

AITHOMOMA, from *αἴθος*, 'black.' A black condition of all the humours of the eye. A. *Paré*.

AITIA, Cause.

AITHOLOGY, Ætiologia.

AITION, Cause.

AIX-LA-CHAPELLE, MINERAL WATERS OF. Called by the Germans, *Aachen*. A thermal, sulphureous, mineral water, which contains, in 1000 grammes, 28.54 cubic inches of sulphohydric acid gas, 18.05 cubic inches of carbonic acid gas, 0.1304 grammes of carbonate of lime, 0.0440 grammes of carbonate of magnesia, 0.5444 grammes of carbonate of soda, 2.3697 grammes of chloride of sodium, 0.2637 of sulphate of soda, and 0.0705 of silica. The temperature is 134° Fahrenheit.

The factitious water of *Aix-la-Chapelle*, *Aqua Aquisgranensis*, (F.) *Eau d'Aix-la-Chapelle*, is made by adding pure water f. ζ iv, carbonate of soda gr. xx, chloride of sodium gr. ix.—Ph. P.

There are thermal sulphureous springs at Aix in Savoy, (98°) and some thermal springs at Aix in Provence (91°.)

AIZOON, *Sempervivum tectorum*.

AJU'GA, *A. pyramidalis, Consolida medea, Bugula, Upright Bugloss, Middle Consolida*. (F.) *Bugle pyramidalis*. This plant is subastrigent and bitter.

AJUGA CHAMÆPITYS, *Teucrium chamæpitys*.

AJU'GA REPTANS, *Bugula, Common Bugle*, (F.) *Bugle rampante*, has similar properties.

AKATALIS, *Juniperus communis*.

AKATERA, *Juniperus communis*.

AKINESIA, Acinesia.

AKOLOGY, *Matéria Medica*.

ALA, *Pinna, Pteryx*, 'a wing.' (F.) *Aile*. A term often used by anatomists for parts which project like a wing from the median line; as the *Ala nasi*, *Ala of the uterus*, &c. See *Axilla* and *Pavilion of the Ear*. Also, *Pterygium*.

ALA EXTREMA, see *Aileron*.

ALABASTER, *Alabastrium*. (F.) *Albâtre, Alabastrites*. A variety of compact gypsum; of which an ointment was once made;—the *unguentum alabastrinum*; used as a discutient. Alabaster likewise entered into several dentifrices.

ALABASTRITES, Alabaster.

ALÆ INTERNÆ MINORES CLITORIDIS, *Nymphæ*—a. *Majores, Labia pudendi*—a. *Minores, Nymphæ*—a. *Muliebres minores, Nymphæ*—a. *Nasi, see Nasus*—a. *Pudendi muliebris, Labia pudendi*—a. *Pulmonum*; see *Pulmo*—a. of the *Uterus*, see *Ala*—a. *Vespertilionis*, see *Uterus*.

ALAITER, from (F.) *lait*, 'milk.' To suckle.

ALALIA, *Mutitas*.

ALAMBIC, *Alembic*.

ALANFU'TA. A name given by the Arabians to a vein, situate between the chin and lower lip, which they were in the habit of opening in cases of fœtor of the breath.—*Avicenna*.

ALAUQUECA. The Hindusthane name of a stone, found in small, polished fragments, which is considered efficacious in arresting hemorrhage when applied externally. It is a sulphuret of iron.

ALÆRES MUSCULI, *Pterygoid muscles*.

ALÆRES VENÆ. The superficial veins at the fold of the arm.

ALÆRIA OSSA. The wing-like processes of the sphenoid bone.

ALARIS, *Alatus, Aliformis*; from *ala*, 'a wing.' Wing-shaped, Winged.

ALATERNUS, *COMMUN*, *Rhamnus alaternus*.

ALATUS. *Pterygodes, Homo alatus*. One whose scapulæ project backwards like wings.

ALBADARAN, *Aldabaran*. The sesamoid bone of the metatarso-phalangeal joint of the great toe. The Rabbis and Magicians attributed extraordinary virtues to it.—*Arabians*.

ALBAGIAZI, *Sacrum*.

ALBAMENTUM, *Albumen ovi*.

ALBAN, SAINT, MINERAL WATERS OF. A French acidulous chalybeate, in the department of the Loire.

ALBARAS ALBA, *Lepra alphoides*—a. *Nigra, Lepra nigricans*.

ALBARÆS, *Lepra alphoides*.

ALBAROS, *Lepra alphoides*.

ALBÂTRE, *Alabaster*.

ALBEDO UNGUIUM, see *Nail*.

ALBIN D'ŒUF, *Albumen ovi*.

ALBINISM, see *Albino*.

ALBINISMUS, see *Albino*.

ALBINO. 'White.' *Leuce'athiops, Ethiops albus, Dondo*, from *albus*, 'white.' (F.) *Blafard, Negro-blanc*. A Spanish word applied to individuals of the human race who have the skin and hair white; the iris very pale, bordering on red; and the eyes so sensible, that they cannot bear the light of day. This condition, which has been called *Leucathio'pia, Alphi'sis Ethiop'ica, Albino's mus, Albinus mus, Albin-*

ism, Leucopathi'a, is seen more frequently in the Negro. Both sexes are exposed to it; but it does not seem to be true, that there are tribes of Albinos in the interior of Africa.

ALBINOISMUS, see *Albino*.

ALBOR OVI, *Albumen ovi*.

AL'BORA. A kind of itch or complicated leprosy.—*Paracelsus*.

ALBOT, *Crucible*.

ALBOTIM, *Terebinthina*.

ALBUGIN'EA, *Tunica albugin'ea, A. Testis, Perites'tis, Tunica vaginalis testis propria, Membra'na capsularis testis*. (F.) *Albuginée, Tunique albuginée*. A strong, fibrous, and resisting membrane, which immediately envelops the testicle, and has, at its upper part, an enlargement, called *corpus Highmorianum*. From its inner surface it sends off a number of flat, filiform prolongations or septa, between which are contained the seminiferous vessels. Externally, it is covered by the *tunica vaginalis testis*.

ALBUGINÉE, *Albuginea, Albugineous*.

ALBUGINEOUS, *Albugineus*, 'white,' from *albus*, (F.) *Albuginée*. A term applied to textures, humours, &c., which are perfectly white.

ALBUGINEOUS FIBRE, (F.) *Fibre albuginée*. A name given by *Chaussier* to what he considers one of the four elementary fibres.

The albugineous fibre is linear, cylindrical, tenacious, elastic, but little extensible, and of a shining, satiny appearance. It always forms fasciæ or fasciculi, which constitute the tendons, articular ligaments, and aponeuroses: hence the name *Albugineous membranes*, given by *Chaussier* to the fibrous membranes.

Gauthier considers that the rete mucosum consists of four layers, to two of which he gives the names,—*membra'na albugin'ea profunda*, and *membra'na albugin'ea superficialis*, respectively.

ALBUGINI'TIS, (F.) *Albuginitis*. A term employed by some authors for inflammation of the albugineous tissue. Thus, gout and rheumatism are regarded as species of the genus *albuginitis*.

ALBUGO OCULORUM, *Leucoma*—a. *Ovi, Albumen ovi*.

ALBULA, *Leucoma*.

ALBUM CANIS, *Album græcum*—a. *Ceti, Cetaceum*.

ALBUM GRÆCUM, *Cynoc'oprus, Spod'ium Græco'rum, Album Canis, Stercus Caninum*. *Album*. The white dung of the dog. It consists almost wholly of phosphate of lime, from the bones used as food. It was formerly applied as a discutient to the inside of the throat in quinsies, but is now justly banished from practice.

ALBUM NIGRUM. The excrement of the mouse.

ALBUM OCULI, see *Sclerotic*.

ALBUM RHASIS. A white ointment made of ceruse and lard, prescribed by the Arabian physician *Rhasis*.

ALBUMEN, *Leuco'ma, Ooni'næ, Ozemur*, from *albus*, 'white.' (F.) *Albumine*. An immediate principle of animals and vegetables, which constitutes the chief part of the white of egg. It is found in the serum, chyle, synovia, serous fluids, &c. There is not much difference in chemical composition between animal and vegetable albumen, fibrin and casein: fibrin alone appears, however, to be possessed of plastic

properties. Also, the white of the eye. See Sclerotic.

ALBUMEN OVI, *Albu'mor*, *Albu'go Ovi*, *Albor Ovi*, *Can'didum Ovi*, *Albu'men*, *Clare'ta*, *Ovi albus liquor*, *Albumen'tum*, *Lac avis* or *white of egg*, (F.) *Blanc d'œuf*, (Old F.) *Albin d'œuf*, is used in pharmacy for suspending oils, &c., in water. See Ovum.

ALBUMINE, Albumen.

ALBUMINURIA. A hybrid term from '*Albumen*,' and *ovum*, 'the urine.' The condition of the urine in which it contains albumen, the presence of which is indicated by its coagulation on the application of adequate heat.

ALBUMINURORRHEE, Kidney, Bright's disease of the.

ALBUMOR, Albumen ovi.

ALCAEST, *Al'caest*, *Al'chaest*, perhaps from (G.) all, 'all,' and geist, 'spirit.' A word invented by Paracelsus to designate a liquor, which, according to him, was capable of removing every kind of swelling.

The same word was used by Van Helmont for a fancied universal solvent, capable of reducing every body to its elements.

ALCAEST OF GLAUBER is a thick liquor obtained by detonating nitrate of potassa on hot coals, which transforms it into subcarbonate of potassa.

ALCAEST OF RESPOUR is a mixture of potassa and oxyd of zinc.

ALCAHEST, Alcaest.

ALCAHOL, Alcohol.

ALCALES'CENTIA, *Alkal'es'cence*, *Alcales'centia*. The condition in which a fluid becomes alkaline.

ALCALESCENCE OF THE HUMOURS was an old notion of the humourists. It can only occur during the putrid fermentation of animal matters, which contain azote, and produce ammonia. **ALCALINITY** is the quality of being alkaline.

AL'CALI or *Alca'li*, *Al'kali*, from *al* (*Arab.*) 'the,' and *kali*, the name of the *Salsola Soda*, a plant which contains a large quantity of one of the principal alkalis—*soda*. The alkalis are substances soluble in water, possessing generally a urinous, acrid, and caustic taste, turning the syrup of violets green, and restoring to blue the infusion of litmus, which has been reddened by acids; reddening the yellow of turmeric, and having the greatest tendency to unite with acids, whose character they modify, and form salts with them. In medicine we understand by this term *Potassa*, *Soda*, or *Ammonia* (q. v.)

ALCALI, CAUSTIC, *Al'kali Causticum*. A pure alkali. One deprived of its carbonic acid.

ALCALIS, FIXED, soda and potassa; **VOLATILE ALCALI**, ammonia.

ALCALI AMMONIACUM ACETATUM, *Liquor ammoniæ acetatis*—a. *Ammoniacum fluidum*, *Liquor ammoniæ*—a. *Fixum tartarizatum*, *Potassæ tartaras*—a. *Minerale sulphuricum*, *Soda*, *sulphate of*—a. *Tartari aceto saturatum*, *Potassæ acetas*—a. *Vegetabile salito deploghisticatum*, *Potassæ murias hyperoxygenatus*—a. *Vegetabile tartarizatum*, *Potassæ tartaras*—a. *Vegetabile vitriolatum*, *Potassæ sulphas*—a. *Volatile acetatum*, *Liquor ammoniæ acetatis*—a. *Volatile æraturum*, *Ammonia carbonas*—a. *Volatile ex sale ammoniaco*, *Ammonia carbonas*.

ALCALIGENE, Azote.

ALCALINITY. See Alcalescence.

ALCANA, *Anchusa officinalis*.

ALCANA MAJOR LATIFOLIA *DENTATA*, *Prinos*—a. *Orientalis*, *Lawsonia inermis*—a. *Spuria*, *Anchusa tinctoria*—a. *Vera*, *Lawsonia inermis*.

ALCEA, *Hibiscus abelmoschus*—a. *Ægyptiaca*, *Hibiscus abelmoschus*—a. *Indica*, *Hibiscus abelmoschus*.

ALCEA RO'SEA, *Common hollyhock*. Emollient, like *Althæa*.

ALCHACHENGE, *Physalis*.

ALCHACHIL, *Rosmarinus*.

ALCHAEST, *Alcaest*.

ALCHEMILLA, said to have been celebrated with the Alchemists [?] *A. vulgaris*, *Common Ladies' Mantle*, *Pes Leonis*, *Leontopodium* (F.) *Pied de Lion*. Formerly in great repute as an astringent in hemorrhage.

ALCHEMY, *Alchymy*.

ALCHITRAM, see *Pinus Sylvestris*.

ALCHITURA, see *Pinus Sylvestris*.

ALCHHOOL, *Alcohol*.

AL'CHYMY, *Al'chemy*, *Alchemi'a*, *Alchim'i'a*, *Adept'a Philosoph'i'a*, from *al*, an Arabic particle, signifying 'superiority, excellence,' and *Chimia*, 'Chymistry.' This word was formerly synonymous with Chymistry; but, from the 7th century, it has been applied to the mysterious art of endeavouring to discover a universal remedy, and a mode of transmuting the baser metals into gold: an operation to which they gave the name *Opus magnum*, and *Philosopher's stone*.

Alchymy has also been called *Scientia vel Philosoph'i'a Hermetica*, from an idea that Hermes or Mercury was its inventor.

Harris has well defined this chimerical art: '*Ars sine arte, cujus principium est mentiri, medium laborare, et finis mendicare.*'

AL'CHYMIST, *Flatuarius*, *Adept'*. One pretending to alchymy.

ALCOCALUM, *Cynara scolymus*.

AL'COHOL, *Al'cohol*, *Alchool*, *Alkol*, *Alcol*, *Al'cool*. An Arabic word, formerly used for an impalpable powder, and signifying 'very subtle, much divided.' At the present day it is applied to highly rectified spirit of wine:—see *Spiritus rectificatus* or rectified spirit, distilled from dried subcarbonate of potassa. In the Ph. U. S. Alcohol is rectified spirit of the specific gravity 0.835.

Alcohol is an inflammable liquor, lighter than water, of a warm, acrid taste, colourless, transparent, and of a pungent, aromatic smell. It is the product of the distillation of vinous liquors; is miscible with water in all proportions, and is the direct solvent of resins, balsams, &c. Various other vegetable principles are soluble in it, and hence it is used, in different states of concentration, in the preparation of *elixirs*, *tinctures*, *essences*, &c.

Alcohol acts on the animal body as a powerful stimulus: as such, in a dilute form, it is used in the prevention and cure of disease. Its habitual and inordinate use is the cause of many serious affections, of a chronic character especially, as visceral obstructions, dropsy, &c.

ALCOHOL ÆTHEREUS FERRATUS, *A. sulfurico-æthereus ferri*—a. *cum Aloe perfoliata*, *Tinctura aloes*—a. *Ammonia et guaiaci*, *Tinctura guaiaci ammoniata*—a. *Ammoniatum*, *Spiritus ammoniæ*—a. *Ammoniatum aromaticum*, *Spiritus ammoniæ aromaticus*—a. *Ammoniatum*

fœtidum, Spiritus ammoniæ fœtidus—a. cum Aromatibus sulphuricatus, Sulphuricum acidum aromaticum—a. cum Aromatibus compositus, Tinctura cinnamomi composita—a. Castorium, Tinctura castorei—a. cum Crotone cascariilla, Tinctura cascariilla—a. Dilutum, Spiritus tenuior—a. Ferratus, Tinctura ferri muriatis—a. cum Sulphate ferri tartarisatus, see Ferrum tartarizatum—a. cum Guaiaco officinale ammoniatum, Tinctura guaiaci ammoniata—a. Iodii, Tinctura Iodina—a. cum Opio, Tinctura opii—a. Sulphuricatum, Elixir acidum Halleri—a. Sulphuricum, Elixir acidum Halleri—a. Sulphuris, Carbonis sulphuretum—a. Vini, Spiritus rectificatus.

ALCOL, Alcohol.

ALCOLÆ, Aphthæ.

ALCOOL, Alcohol—a. *Camphrè*, Spiritus camphoræ.

ALCOOLAT, Tincture.

ALCOOLATUM, Tincture—a. Antiscorbaticum, Tinctura de cochleariis—a. Carminativum Sylvii, Tinctura de Cochleariis—a. de Croco compositum, Tinctura de croco composita.

ALCOOLISER (F.) Formerly, 'to reduce into an impalpable powder.' No longer used.

ALCOOLOMETER, Areometer.

ALCORNOQUE (F.) *Cortex Alcornoco*. A bark, but little known and distributed in France, which has been considered capable of curing phthisis. It is bitter, tonic, and slightly astringent. Dose of the powder \mathfrak{z} i to \mathfrak{z} ss.

ALCYON, *Halcyon*. A swallow of Cochin China, whose nests are gelatinous and very nutritious. They have been proposed in medicine as analeptic and aphrodisiac.

ALCYONIUM, *Bastard sponge*. The ashes were formerly employed as dentifrices: they were believed proper for favouring the growth of the hair and the beard, and were used in Alopecia.

ALDABARAN, Albadaran.

ALDER, AMERICAN, *Alnus serratula*—a. Black, *Prinos*, *Rhamnus frangula*—a. European, *Alnus glutinosa*.

ALÈ, Cerevisia.

ALEACAS, Glycyrrhiza.

ALECAST, Tanacetum balsamita.

ALECTORIUS LAPIS, *Alectoria*; from *αλεκτωρ*, 'a cock.' The name of a stone, supposed to exist in the stomach of the cock, or, according to others, in that of the capon, four years old. Many marvellous properties were formerly attributed to it, which are as groundless as its existence. There are no stones in the stomach, except what have been swallowed.

ALEGAR, Acetum.

ALEHOOF, *Glechoma hederacea*.

ALEIMMA, Liniment.

ALEIPHA, Liniment.

ALEIPTERIUM, from *αλειφω*, 'I anoint.' The place in the ancient gymnasium where the combatants anointed themselves.

ALEIPTRON. Same etymon. A box for containing ointments.

ALEMA, Farina.

ALEM'BIC (*Arab.*) *Moorthead*, *Capitel'ium*, *Capitulum*, *Am'bicus*, (F.) *Alambic*. A utensil made of glass, metal, or earthen ware, and adapted for distillation. It consists of a *body* or *cucurbit*, to which is attached a *head* or *capitel*, and out of this a *beak* descends laterally to be inserted into the receiver.

ALEM'BROTH (*Salt.*) *Sal Alembroth*. The alchemists designated by this name, and by those of *Sal sapientiæ*, *Sal artis*, *Sal vitæ* and *S. Scientiæ*, the product resulting from the sublimation of a mixture of corrosive sublimate and sal ammoniac. It is stimulant, but not employed.

ALÈSE, (F.) *Alèze*, *Lin'teum*, from *αλειφω*, 'I preserve.' A *guard*. A cloth arranged in several folds, and placed upon a bed, so as to guard it from the lochia or other discharges.

ALETON, Farina.

ALETRIS, A. farinosa.

ALETRIS, A. *Farino'sa*, *Stargrass*, *Starwort*, *Blazing star*, *Aloe-root*, *Bitter grass*, *Black root*, *Unicorn root*, *Ague root*, *Ague grass*, *Devil's-bit*, *Mealy starwort*, (F.) *Alètris Meunier*. *Nat. Ord.* Asphodelezæ. *Sez. Syst.* Hexandria Monogynia. This plant is an intense and permanent bitter, and is used as a tonic and stomachic. It is common in the United States.

ALEURON, Farina.

ALEUROTÉSIS, see Cribration.

ALEXANDERS, *Smyrniun olusatrum*.

ALEXANDRI ANTIDOTUS AUREA. See Alexandrine.

ALEXANDRINE, *Emplast'rum Alexan'dri*. A garlic plaster, invented by Alexander, contemporary of Mesuë. Other ancient preparations were called 'Alexandrine;' as the *Alexan'dri antidotus aurea*, used in apoplexy; the *Collyrium siccum Alexandrinum*, or 'Collyrium of King Alexander,' mentioned by Aëtius.

ALEXICACUM, Amuletum, Alexipharmic.

ALEXIPHARMIC, *Alexipharmicus*, *Anti-phar'macus*, *Alexica'dus*, *Caco-alexite'ria*, *Lezi-phar'macus*, (F.) *Alexipharmagus*, from *αλειφω*, 'to repel,' and *φαρμακον*, 'poison.' A term formerly used for medicines which were considered proper for expelling from the body various morbid principles, or for preventing the bad effects of poisons taken inwardly.

ALEXIPYRETICUS, Febrifuge.

ALEXIR, Elixir.

ALEXITE'RIA, *Cacalexite'ria*, from *αλειφω*, 'to assist.' Originally, *alexiterium* was used synonymously with remedy. In more modern times it has been applied to a class of medicines, that counteract poisons placed in contact with the exterior of the body, in contradistinction to alexipharmic.

ALEXITERIUM CHLORICUM, see Disinfection—a. Nitricum, see Disinfection.

ALÈZE, *Alèze*.

ALFUSA, Tutia.

ALGALIE, Catheter.

AL'GAROTH, *Al'garot*, *Algarothi Pulvis*, *Pulvis Angelicus*, *Oxidum* seu *submuriæ Stib'ii præcipitan'do paratum*, *Antimo'ni Ox'idum*, *Oxidum antimo'ni Nitro-muriaticum*, *Oxidum Stib'ii Ac'idum Muriatico oxygenato paratum*, *Mercurius Vita*, *Mercurius Mortis*, *Flowers of Antimony*, (F.) *Ozyde d'Antimoine*, so called from Victor Algarothi, a Venetian physician. The *sub-muriate of protoxide of antimony*, separated from the muriate of antimony by washing away some of its acid. It was formerly much used as an emetic, purgative, and diaphoretic.

ALGEDON, from *αλγος*, 'pain.' Violent pain about the neck of the bladder, occasionally occurring in gonorrhœa.—Cockburn.

ALGEDON, Pain.

ALGEMA, Pain.

ALGESIS, Pain.

ALGETICUS, see Algos.

AL'GIDUS, from *algor*, 'cold.' That which is accompanied by coldness.

AL'GIDA FEBRIS, *F. horrida*, *F. horrida*, *F. querquera*, *F. crymo'des*, *Bry'cetius*, *Bry'chetus*. (F.) *Fièvre algide*, *Algid Fever*. A pernicious intermittent, accompanied by icy coldness, which is often fatal in the second or third paroxysm.

ALGOR, Rigor.

ALGOS, *algos*, 'pain.' See Pain. Hence, *Algeticus*, 'painful,' as *Epilepsia algetica*. The suffix *algia* has the same signification as in *Cephalalgia*, *Pleuralgia*, *Neuralgia*, &c.

ALGOSPASMUS, from *algos*, 'pain,' and *σπασμος*, 'spasm.' Painful spasm or cramp of the muscles.

ALHAGI, Agul.

ALHANDAL, see *Cucumis colocynthis*.

ALHASEF, Sudamina.

ALIBILIS, Nutritious.

AL'ICA, *Hal'ica*, *Farina'rium*, *Chondrus*, from *alere*, 'to nourish.' A grain from which the ancients made their tisanes; supposed, by some, to have been the *Triticum spelta*. At times, it seems to have meant the tisané itself.

AL'ICES, from *αἰτῶ*, 'I sprinkle.' Spots which precede the eruption of small pox.

ALIENATIO, Anomalia—a. *Mentis*, Insanity.

ALIENATION, MENTAL, Insanity.

ALIENUS, Delirious.

ALIFORMES MUSCULI, Pterygoid muscles.

ALIFORMIS, Alaris, Pterygoid.

ALIGULUS, Confection.

ALIMA, Aliment.

ALIMELLÆ, Parotid.

ALIMENT, *Alimentum*, *Al'ima*, *Harmalia*, *Nutri'men*, *Nutriens*, *Sustentaculum*, *Ciba'rium*, *Broma*, *Comis'te*, *Cibus*, *Esca*, *Nutri'tus*, *Nutrimen'tum*, *Sitos*, *Trophè*. (F.) *Aliment*, *Nourriture*, from *alere*, 'to nourish.' *Food*. Any substance which, if introduced into the system, is capable of nourishing it and repairing its losses.

The study of aliments forms one of the most important branches of hygiene. They are confined to the organized kingdom,—the mineral affording none.

As regards the immediate principles which predominate in their composition, they have been classed, but imperfectly, as follows:—

TABLE OF ALIMENTS.

1. <i>Feculaceous.</i>	{ Wheat, barley, oats, rye, rice, Indian corn, potato, sago, peas, beans, &c.
2. <i>Mucilaginous.</i>	{ Carrot, aalsify, beet, turnip, asparagus, cabbage, lettuce, artichoke, melon, &c.
3. <i>Saccharine.</i>	{ Sugar, fig, date, raisin, apricot, &c.
4. <i>Acidulous.</i>	{ Orange, currant, goosberry, cherry, peach, strawberry, raspberry, mulberry, prune, pear, apple, sorrel, &c.
5. <i>Oleaginous and Fatty.</i>	{ Cocoa, olive, sweet almond, nut, walnut, animal fat, oil, butter, &c.
6. <i>Caseous.</i>	{ Different kinds of milk, cheese.
7. <i>Gelatinous.</i>	{ Tendons, aponeurosis, true skin, cellular texture; very young animals.
8. <i>Albuminous.</i>	{ Brain, nerve, eggs, &c.
9. <i>Fibrinous.</i>	{ Flesh and blood.

Dr. Prout has four great classes—the *aqueous*, *saccharine*, *oleaginous*, and *albuminous*:—Dr. Pereira twelve;—the *aqueous*, *mucilaginous* or *gummy*, *saccharine*, *amylaceous*, *ligneous*, *pectinaceous*, *acidulous*, *alcoholic*, *oily* or *fatty*, *proteinaceous*, *gelatinous*, and *saline*.

Liebig divides them into two classes:—the NITROGENIZED OF PLASTIC ELEMENTS OF NUTRITION, in which he comprises *vegetable fibrin*, *vegetable albumen*, *vegetable casein*, *flesh* and *blood*; and the NON-NITROGENIZED OF ELEMENTS OF RESPIRATION, in which he comprises, *fat*, *starch*, *gum*, *cane sugar*, *grape sugar*, *sugar of-milk*, *pectin*, *bassorin*, *wine*, *beer* and *spirits*. The former alone, in his view are inservient to the nutrition of organized tissue: the latter are burnt in respiration, and furnish heat.

ALIMENTARY TUBE, Canal, alimentary. ALIMENTATION, *Alimentatio*. The act of nourishing.

ALIMENTUM, Aliment, Pabulum.

ALIMOS, Glycyrrhiza.

ALINDE'SIS, from *αἰνδομαι*, 'to be turned about.' A species of exercise, which consisted in rolling in the dust, after having been anointed with oil.—Hippocrates.

ALIPÆNOS, *Alipænum*, *Alipan'tos*, from *α*, priv. and *λιπαίνω*, 'to be fat.' An epithet formerly given to every external remedy, devoid of fat or moisture; such as powders.—Galen.

ALIPANTOS, Alipænos.

ALIP'TA, *Alip'tes*, from *αἰπῶ*, 'I anoint.' He who anointed the *Athletæ* after bathing. The place where this was done was called *Alip'terium*.

ALIP'TERIUM, see Alipta.

ALIP'TICA, same etymon. The part of ancient medicine, which treated of inunction, as a means of preserving health.

ALISIER BLANC, *Cratægus aria*.

ALISMA, *Arnica montana*.

ALISMA PLANTA'GO, *Water Plantain*, (F.) *Plantain d'Eau*. *Nat. Ord.* *Alismacææ*. *Sex. Syst.* *Hexandria Polygynia*. The fresh root is acid, and the dried leaves will vesicate. The leaves have been proposed as substitutes for *Uva Ursi*.

ALITURA, Nutrition.

AL'KALÈ, *O'leum Galli'næ*. An ancient pharmaceutical name for pullets' fat.

ALKALESCENCE, Alcalescence.

ALKALI, see Alkali—a. *Ammoniacum causticum*, *Ammonia*—a. *Ammoniacum spirituosum*, *Spiritus ammoniac*—a. *Minerale nitratum*, *Soda*, *nitrate of*—a. *Minerale phosphoratum*, *Soda*, *phosphate of*—a. *Minerale salinum*, *Soda*, *muriate of*—a. *Vegetable*, *Potash*—a. *Vegetabile cum aceto*, *Potassæ acetat*—a. *Vegetabile fixum causticum*, *Potassæ fusa*—a. *Volatile*, *Ammonia*—a. *Volatile causticum*, *Ammonia*—a. *Volatile concrete*, *Ammonia carbonas*—a. *Volatile nitratum*, *Ammonia nitras*—a. *Volatile tartarizatum*, *Ammonia tartras*—a. *Volatile vitriolatum*, *Ammonia sulphas*.

ALKANET, BASTARD, *Lithospermum officinale*—a. *Dyer's*, *Anchusa tinctoria*—a. *Garden*, *Anchusa officinalis*—a. *Officinal*, *Anchusa officinalis*.

ALKAR, Medicament.

ALKEKENG, Physalis.

ALKERMES, *Confectio Alker'mes*, *Alcher'mes*. A celebrated electuary, composed of a multitude of substances. It was so called from

the grains of kermes contained in it. It was used as a stimulant. Also kermes (q. v.)

ALKERVA, see *Ricinus communis*.
 ALKITRAN, Cedria.
 ALKOL, Alcohol.
 ALKOOL, Alcohol.
 ALLA, Cerevisia.
 ALLAITEMENT, Lactation.
 ALLAMAN'DA, *A. Cathartica*, *Ore'lia grandiflora*, *Gal'aripa*, *Echi'nus scandens*, *Apoc'ynum scandens*. A shrub, native of Guiana, the infusion of whose leaves is said by Linnaeus to be useful in colica Pictonum.

ALLANTODES, Allantois.

ALLAN'TOIC ACID, *Ac'idium allanto'icum*. A peculiar acid; found in the liquor of the allantois of the cow.

ALLANTOIDES, Allantois.

ALLAN'TOIS, *Allantoides*, *Allanto'ides*, *Membra'na urinaria*, *M. seu Tunica Farcim'ialis*, *M. Intestina'lis*, the *Allantoid Vesicle*, from *αλλας*, 'a sausage,' and *ειδος*, 'shape.' A sort of elongated bladder, between the chorion and amnion of the fœtus, and communicating with the bladder by the urachus. It is very apparent in quadrupeds, but not in the human species. The fluid of the allantois has been considered inservient to the nutrition of the fœtus; but our ideas, in regard to the vesicle in man, are far from being determinate.

ALLANTOTOXICUM, from *αλλας*, 'a sausage,' and *τοξικον*, 'a poison.' Sausage poison (G.) *Wurstgift*. The Germans have given this name to a poison developed in sausages formed of blood and liver.

ALLELUIA, *Oxalis acetosella*.

ALLEVIATOR: from *αδ*, 'to,' and *levare*, 'to raise.' A soother. An instrument for raising invalids, invented by Mr. Jenks of Rhode Island. It consists of two upright posts, about six feet high, each supported by a pedestal; of two horizontal bars at the top, rather longer than a common bedstead; of a windlass of the same length, placed six inches below the upper bar; of a cog-wheel and handle; of linen belts from six to twelve inches wide; of straps secured at one end of the windlass; and at the other having hooks attached to corresponding eyes in the linen belts, and of a head piece made of netting. The patient lying on his mattress, the surgeon passes the linen belts beneath his body, attaching them to the hooks on the ends of the straps, and adjusting the whole at the proper distance and length, so as to balance the body exactly, and then raises it from the mattress by turning the handle of the windlass. To lower the patient again, and replace him on the mattress, the windlass must be reversed.

ALLGOOD, *Chenopodium bonus Henricus*.

ALLHEAL, *Heracleum spondylium*.

ALLIACEOUS, *Allia'ceus*, from *allium*, 'garlic.' Belonging to garlic, as *alliaceous* odour.

ALLIAIRE, *Alliaria*.

ALLIARIA, from *allium*, its smell resembling garlic. *A. officinalis*, *Erys'imum allia'ria*, *Jack-in-the-hedge*, *stinking hedge Mustard*, *Hedge Garlic*, *Sauce-alone*, *Hesperis allia'ria*, (F.) *Alliaire*. This plant has been sometimes given in humid asthma and dyspnoea. It is reputed to be diaphoretic, diuretic, and antiscorbutic.

The Parisian Codex has a compound syrup

of *alliaria*, *Siro'p d'erysimum composité*, which is used in hoarseness.

ALLIGATURA, Fascia, Ligature.

ALLIOTICUS, Alterative.

ALLIUM, from *oleo*, 'I smell.' *A. sativum*, *Theriac rusticorum*, *Ampeloprasum*, *Scor'odon*, *Scardon*, *Garlic*, (F.) *All. Nat. Ord. Asphodelææ*. *Sex. Syst. Hexandria Monogynia*. A native of Sicily, but cultivated for use. The bulbs or cloves, *Ag'lithes*, have a strong, offensive, and penetrating odour; and a sweetish, biting, and caustic taste. Internally, garlic is stimulant, diuretic, expectorant, emmenagogue (?), diaphoretic, and anthelmintic. Externally, it is rubefacient, maturative, and repellent.

Dose, one to six cloves, swallowed whole, or from f. ʒss to f. ʒij of the juice.

Taylor's Remedy for Deafness, a nostrum, appears to consist of garlic, infused in oil of almonds, and coloured by alkaneet root.

ALLIUM ASCALONICUM, *Échalotte*.

ALLIUM CEPA, *Common Onion*, *Cepu'lla*, *Crom'myon*, (F.) *Oignon*. Acrid and stimulating and possessing very little nutriment. Onions have been used as stimulants, diuretics, and anthelmintics. The boiled or roasted onion, as a cataplasm, is emollient and maturating. The fresh root is rubefacient. The expressed juice is sometimes used in otalgia and in rheumatism.

ALLIUM GALLICUM, *Portulaca*.

ALLIUM PORRUM, *Porrum*, *Prasum*, *πρασον*, the *Leek* or *Porret*; (F.) *Poireau*, *Porreau*. It possesses the same properties as the onion.

The virtues of the genus *Allium* depend upon an acrid principle, soluble in water, alcohol, acids, and alkalies.

ALLIUM REDOLENS, *Teucrium scordium*.

ALLIUM VICTORIAL'E, *Victorial'is longa*. The root, which, when dried, loses its alliaceous smell and taste, is said to be efficacious in allaying the abdominal spasms of pregnant women (?).

ALLOCHETIA, *Allotriochet'ia*, from *αλλος*, 'another,' and *χεστιν*, 'to go to stool.' The discharge of extraneous matters from the bowels. The discharge of fæces by an abnormal opening.

ALLOCHOOS, Delirious.

ALLOCHROMASIA, from *αλλος*, 'another,' and *χρωμα*, 'colour.' A change of colour.

ALLOEOPATHIA, Allopathy.

ALLCEOSIS, Alteration.

ALLCEOTICUS, Alterative.

ALLOIOSIS, Alteration.

ALLOIOTICUS, Alterative.

ALLONGEMENT, Elongation.

ALLOPATH, Allopathist.

ALLOPATHES, Allopathic.

ALLOPATHIC, *Allopath'icus*, *Allopath'es*, *Heteropath'ic*, from *αλλος*, 'another,' and *παθος*, 'affection.' Relating to the ordinary method of medical practice, in contradistinction to the homœopathic.

ALLOPATHIST, *All'opath*, same etymon. One who follows allopathy.

ALLOPATHY, *Allopath'ia*, *Allopath'ia*, *Hypanantio'sis*, *Hypanantio'ma*, *Cura'tio contrari'um per contraria*, same etymon. The opposite to homœopathy. The ordinary medical practice.

ALLOPHASIS, Delirium.

ALLOTRIOCHETIA, Allochetia.

ALLOTRIODONTIA, from *αλλοτριος*, 'foreign,' and *odontos*, 'a tooth.' Transplantation of teeth.

ALLOTRIOËC'CRISIS, from *αλλοτριος*, 'foreign,' and *εκκρισις*, 'separation.' The separation of extraneous matters from the body in disease.

ALLOTRIOGEUSTIA, Parageustia.

ALLOTRIOPHAGIA, Malacia.

ALLOTRIOTEX'IS, from *αλλοτριος*, 'foreign,' and *τεξις*, 'parturition.' The bringing forth of an abnormal foetus.

ALLOTRIUR'IA, from *αλλοτριος*, 'foreign,' and *ουρον*, 'urine.' Admixture of foreign matters with the urine.

ALLOTROPISM; from *αλλος*, 'another,' and *τροπος*, 'a turn or change.' A term recently introduced into chemistry; the object of which is to express the property possessed by certain simple bodies, of assuming different qualities on being subjected to certain modes of treatment. Carbon, for example, furnishes three forms—plumbago, charcoal, and diamond.

ALLSPICE, see *Myrtus pimenta*—a. Bush, Laurus Benzoin—a. Wild, Laurus Benzoin.

ALLUCINATIO, Hallucination.

ALLURE, Influenza.

ALMA, Water.

ALMARIAB, see *Plumbi oxydum semivitreum*.

ALMEZERION, *Cneorum tricocum*.

ALMOND, *Amygdala*.

ALMOND BLOOM. A liquid cosmetic, formed of *Brazil dust*, $\frac{3j$, water, Oij ; boil and strain; and add *isinglass* ʒvi , *grana sylvestria* $\frac{3ij$, or *cochineal* $\frac{3ij$, *alum* $\frac{3j$, *borax* $\frac{3iij$; boil again, and strain through a fine cloth.

ALMOND CAKE, see *Amygdala*—a. of the Ear, Tonsil—a. Earth, *Arachis hypogæa*—a. Paste, see *Amygdala*—a. Powder, see *Amygdala*—a. of the Throat, Tonsil.

ALNUS GLUTINOSA, *European Alder*. A tree which grows in Europe, in moist places. The bark and leaves are astringent and bitter; and hence are employed in intermittents, and as a tonic and astringent.

ALNUS SERRAT'ULA, *American Alder*, has similar properties.

ALNUS NIGRA, *Rhamnus frangula*.

ALOHIA, from a privative, and *λοχεια*, 'lochia.' Absence of the lochial discharge.

ALOEDARIUM. A compound medicine, containing aloes.—Gorræus.

ALOE ROOT, *Aletris farinosa*.

AL'OES, *Al'oe*, *Fel Nativæ*. The inspissated juice of the aloes. *Nat. Ord.* Asphodeleæ. *Sez. Syst.* Hexandria Monogynia.

ALOES CABBALI'NA, *A. Guinien'sis*, *Horse-aloes*. Used chiefly for horses. It is collected in Spain and Portugal, and is very coarse.

ALOES HEPAT'ICA, *A. vulgaris*, *A. Barbadoensis*, *Hepatic aloes*, *Bombay aloes*, *Barbadoes aloes*, *A. vulgaris extractum*, (F.) *Aloes en calébases*, *A. des Barbades*. This species has a very disagreeable odour, and an intensely bitter and nauseous taste. Properties the same as the last.

ALOES SUCCOTORI'NA, *Socotrine aloes*, *Turkey aloes*, *East India aloes*, *Alôes lu'cida*, *A. Zootori'nia*, *A. spicata*, *A. spicata extractum*, *A. extractum*, *Ar'ima Aloes*, is the best species. Its odour is not unpleasant; taste very bitter, and slightly aromatic; colour reddish-

brown, with a shade of purple; mass hard, friable; fracture conchoidal and glossy; soluble in dilute alcohol. Powder of a bright cinnamon-yellow colour. It is cathartic, warm, and stimulating; emmenagogue, anthelmintic, and stomachic. As a cathartic, it affects the rectum chiefly. *Dose*, as a cathartic, gr. v to ʒj in pill.

ALOES WOOD, *Agallochum*.

ALOE'IC, *Aloe'icus*. A preparation which contains aloes.

ALOGOTROPHIA, from *αλογος*, 'disproportionate,' and *τροφη*, 'nutrition.' Irregular nutrition. Used particularly to designate the irregular manner in which the nutrition of bones is operated in rickety individuals.

ALOPECES, *Psœ*.

ALOPE'CIA, from *αλοπηξ*, 'a fox;' (this animal being said to be subject to the affection.) *Capillum desuvium*, *Athrix depilis*, *Phalacro'tis*, *Depilatio*, *Trichosis Athrix*, *Gangræna Alopec'ia*, *Athrix'ia*, *Desuvium* seu *Lapsus Pilo'rum*, *Lipsotrich'ia*, *Vulpis morbus*, *Baldness*. Falling off of the hair; loss of the hair. When this is confined to the crown of the head, it is called *calvities* (q. v.); although the terms are often used synonymously.

ALOPECIA AREATA, *Porriigo decalvans*—a. *Circumscripta*, *Porriigo decalvans*—a. *Partialis*, *Porriigo decalvans*.

ALOU'CHE, *Cratægus aria*.

ALOU'CHI. The name of a gum procured from the canella alba tree.

ALOU'CHIER, *Cratægus aria*.

ALPAM. A shrub which grows on the coast of Malabar. Certain parts of this, infused in oil, form an antispasmodic ointment. The juice of the leaves, mixed with that of *calamus*, is employed against the bite of serpents.

ALPHENIC, *Saccharum candidum*.

ALPHITEDON, see *Fracture*.

ALPHITON, *αφιτον*, *Polenta*, *Farina*. Any kind of meal. Toasted barley-meal.—Hippocrates. *Polenta* means also a food composed of Indian meal, cheese, &c. See *Farina*.

ALPHON'SIN, *Alphon'sinum*. A kind of bullet forceps, similar to a *Porte-crayon*, so called from the inventor, Alphonso Ferri, of Naples.—Scultetus.

ALPHOS, *Lepra alphoides*.

ALPHOSIS ÆTHIOPICA, see *Athino*.

ALPINIA CARDAMOMUM, *Amomum cardamomum*—a. *Galanga*, *Maranta galanga*.

ALPISTE, *Phalaris Canadensis*.

ALSANDERS, *Smyrnum olusatrum*.

ALSINE ME'DIA, from *αλος*, 'a grove,' because growing abundantly in the woods. *Morus Gallinæ*, *Holostæum Alsine*, *Mouse-eat*, *Chickweed*, (F.) *Mouron des Oiseaux*, *Morgeline*. This plant, if boiled tender, may be eaten like spinach, and forms an excellent emollient poultice. It was formerly regarded as a vulnerary and detergent.

ALTAFOR, *Camphor*.

ALTER SEXUS, *Sex female*.

ALTERANS, *Alterative*.

ALTERANT, *Alterative*.

ALTERATION, *Alteratio*, from *alter*, 'other,' *Alloio'sis*, *Alleo'sis*. This word is used in France to express a morbid change which supervenes in the expression of the countenance (*alteration de la face*;) or in the structure of an organ (*alteration organique*;) or in the nature of fluids

excreted (*altération de l'urine, des larmes, du lait, &c.*)

Alteration is also used in an entirely different sense, to express intense thirst in disease. In this case its etymology is different. It comes from *haléter*, and was formerly written *halétermination*.

ALTERATIVE, *Alterans, Alloiotoxicus, Alloxotoxicus, Alliotoxicus, Immunians*. A medicine considered to be capable of producing a salutary change in a disease, but without exciting any sensible evacuation. As medicine improves, this uncertain class of remedies becomes, of necessity, diminished in number.

(F.) *Altérant*. (The French term likewise means, that which causes thirst.—*Siticulo'sus, Dipseticus*, as *Altérer* means both to change, and to cause thirst. *S'altérer*, is, to experience a change for the worse,—*corrum'pi.*)

ALTERCANGENON, *Hyoscyamus*.

ALTERCUM, *Hyoscyamus*.

ALTHÆA, from αλθειν, 'to heal;' *A. officinalis, Malvavis'cum, Aristalthæa, Hibis'cus, Ibis'chus, Ibis'cha nismal'va, Bismal'va, Marsh mallow.* (F.) *Guimauve. Nat. Ord. Malvaceæ. Sex. Syst. Monadelphia Polyandria*. The leaves and root contain much mucilage. They are emollient and demulcent, and are employed wherever medicines, possessing such properties, are required. In the Ph. U. S., *Althæa* is the root of *Althæa officinalis*.

ALTHANAIHA, *Orpiment*.

ALTHEUS, *Physician*.

ALTHEXIS, *Curation*.

ALTHOS, *Medicament*.

ALFILIBAT, *Terebinthina*.

ALU'DEL, *Alu'tel, Vitrum sublimato'rium*.

A hollow sphere of stone, glass, or earthen ware, with a short neck projecting at each end, by means of which one glass might be set upon the other. The uppermost had no aperture at the top. Aludels were formerly used in the sublimation of various substances.

ALUM, *Symphytum*—*a. Cataplasma, Coagulum aluminosum*—*a. Egyptian, Ægyptia stypteria*.

ALUM, ROCHE, *Alu'men de Rochi, (F.) Alun de Roche*. So called from Roccha in Syria, where there was a manufactory. It is in pieces of the size of an almond, covered with a reddish efflorescence.

Common Roche Alum, A. Rochi Gallis. Fragments of common alum, moistened and shaken with prepared bole. It is white when broken.

ALUM ROOT, *Geranium maculatum, Heuchera cortusa*—*a. Solution of, compound, Liq. aluminis compos.*

ALUMEN, (an Arabic term, *alum*.) *Alum, Hypersul'phas alu'mina et Potas'sæ, Potas'sæ alu'mino-sul'phas, Sul'phas Alu'mina Acid'ulus cum Potas'sæ, Sul'phas Alu'mina, Sul'phas Kal'ico-alu'min'icum, Sul'phas alu'mina'ris, Super-sul'phas alu'mina et potas'sæ, Argill'a sulphu'rica alcalisa'ta, A. vitriola'ta, Stypt'ria, Super-sul'phas Argill'a alcalisa'tum, Argilla Kal'iesulphurica.* (F.) *Alun*.

ALUMEN CATIONUM, *Potash of commerce*—*a. Fixum*, see *Potash*—*a. Kinostatum, Pulvis sulphatis aluminæ compositus*.

ALUMEN COMMUNE, *Common alum, English alum, Rock alum, Alumen facti'tivum, A. crystallinum, A. ru'peum*, (F.) *Alun d'Angleterre*, is the variety usually employed. It is in octa-

hedral crystals, but generally in large, white, semitransparent masses; has a sweetish, styptic taste; effloresces in the air, and is soluble in 16 parts of water at 60°. It is tonic and astringent, and as such is used internally and externally. Dose, gr. v. to xv.

ALUMEN EXSICCATUM, *Alu'men ustum, A. calcinatum, Sulphas alu'mina fusus, Argill'a sulphu'rica usta, Burnt alum, dried alum.* (F.) *Alun calciné, (Alum melted in an earthen vessel until ebullition ceases.) Escharotic*.

ALUMEN ROMANUM, *Roman alum, A. Ru'tilum, A. Rubrum.* (F.) *Alun de Rome*. In crystals, which are of a pale red when broken, and covered with a reddish efflorescence.

ALUMINA, ACETATE OF, *Aluminæ Acetas*—*a. Pura, Argilla pura*—*a. Sulphate of, Aluminæ Sulphas*.

ALUMINÆ ACETAS, *Ac'etate of Alu'mina*. A deliquescent salt, obtained by the addition of acetate of lead to sulphate of alumina and potassa. It possesses the same properties as the sulphate of alumina.

ALUMINÆ AT POTASSÆ HYPERSULPHAS, *Alumen*—*a. et Potassæ supersulphas, Alumen*—*a. Sulphas, Alumen*.

ALUMINÆ SULPHAS, *Sulphate of Alu'mina*. Simple sulphate of alumina may be made by the direct combination of alumina and sulphuric acid, and contains 30 per cent. of the former, to 70 per cent. of the latter. It is a deliquescent salt; and is an excellent antiseptic and detergent to ulcers. It is chiefly used to preserve dead bodies—a strong solution being injected into the arteries.

ALUMINÆ SULPHAS ACIDULUS CUM POTASSÆ, *Alumen*—*a. Sulphas fusus, Alumen exsiccatum*.

ALUMINE FACTICE, *Argilla pura*.

ALUN, *Alumen*.

ALUNSEL, *Gutta*.

ALUS, *Symphytum*.

ALUSIA, *Hallucination*—*a. Hypochondriasis, Hypochondriasis*.

ALUTEL, *Aludel*.

ALVAQUILLA, *Psoralea glandulosa*.

ALVARAS NIGRA, *Ichthyosis*.

ALVEARIUM, *Auditory canal, external*.

ALVEOLAR, *Alveolaris*, from *alveus*, 'a cavity.' (F.) *Alvéolaire*. That which relates to the alveoli.

ALVEOLAR ARCHES, (F.) *Arcades alvéolaires*, are formed by the margins or borders of the two jaws, which are hollowed by the Alveoli (q. v.)

ALVEOLAR ARTERY, *Supra-maxillary A., Artère sus-maxillaire* of Chaussier, arises from the internal maxillary, descends behind the tuberosity of the upper jaw, and gives branches to the upper molar teeth, gums, periosteum, membrane of the maxillary sinus, and buccinator muscle.

ALVEOLAR BORDER, *Limbus alveolaris*. The part of the jaws, that is hollowed by the alveoli.

ALVEOLAR MEMBRANES are very fine membranes, situate between the teeth and alveoli, and formed by a portion of the sac or follicle which enclosed the tooth before it pierced the gum. By some this membrane has been called the *alveolo-dental periosteum*.

ALVEOLAR VEIN. This has a similar distribution with the artery.

ALVEOLE, *Alveolus*.

ALVEOLI DENTIS, see Alveolus.

ALVEOLO-LABIAL, Buccinator.

ALVEOLUS, same etymon: *Bo'trion, Bo'thrion, Odontoboth'rium, Odontophat'nè, Frena, Mortariolum, Hol'micos, Præsepulum, Phatnè, Phat'nion, Præsep'ium, Patnè, Pathnè.* (F.) *Alvéole.* The alveoli are the sockets of the teeth, *Alvéoli dentis, Mæ'nia seu Caver'næ dentium,* into which they are, as it were, driven. Their size and shape are determined by the teeth which they receive, and they are pierced at the apex by small holes, which give passage to the dental vessels and nerves.

ALVEUS, Auge—a. Ampullus, Receptaculum chyli—a. Ampullescens, thoracic duct—a. Communis: see Semicircular canals—a. Utriculus: see Semicircular canals.

ALVI EXCRETIO, Defecation—a. Fluxus aquosus, Diarrhœa—a. Laxitas, Diarrhœa—a. Profluvium, Diarrhœa.

ALVIDUCUS, Laxative.

ALVINE, *Alvi'nus,* from *alvus,* 'the abdomen.' That which relates to the lower belly, as *alvine dejections, alvine flux, alvine obstructions* (q. v.) &c.

ALVUM EVACUANS, Cathartic.

ALVUS, Abdomen, Uterus—a. Adstricta, Constipation—a. Cita, Diarrhœa—a. Dura, Constipation—a. Renum, Pelvis of the kidney—a. Tarda, Constipation—a. Viridis, Dejection.

ALYCE, Anxiety.

ALYPON, from α , priv., and $\lambda\upsilon\pi\eta$, 'pain.' An acrid, purging plant, described by Matthioli. By some it has been supposed to be the *Globularia alypum* of botanists.

ALYSIS, Anxiety.

ALYSSUS, Anxiety.

ALYSSUM PLINII, Galium Mollugo.

ALYSSUS, Antihydrophobic.

AL'ZILAT. In some of the Arabian writers, a weight of three grains.—Ruland and Johnson.

AMABILE, Lacuna Labii Superioris.

AMADOU, Boletus igniarius.

AMADOUVIER, Boletus igniarius.

AMAIGRISSEMENT, Emaciation.

AMANDES, see Amygdala.

AMANITÆ, from α privative, and $\mu\alpha\iota\alpha$, 'madness': i. e. 'not poisonous.' A name given, by the Greeks and Romans, to the edible *champignons.* *Amanita* forms, at the present day, a genus, some of which are edible, others poisonous. Amongst others, it contains the *Agaricus aurantiacus* and *A. pseudo-aurantiacus.*

AMARA DULCIS, Solanum dulcamara.

AMARACINUM. An ancient and esteemed plaster, containing several aromatics, the marjoram, *αμαρακος*, in particular.

AMARACUS, Origanum majorana.

AMARITIES, Bitterness.

AMARITUDO, Bitterness.

AMAROR, Bitterness.

AMARUCACHU, Polyanthus tuberosa.

AMARUS, *Picrus,* 'bitter.' (F.) *Amèr.* The bitter principle of vegetables is the great natural tonic, and hence *bitters,* as they are termed collectively, belong to the class of tonics. Several are used in medicine; the chief are, gentian, quassia, cinchona, calumba, dog-wood, &c.

AMASESIS, *Amasse'sis,* from α privative, and $\mu\alpha\sigma\eta\sigma\iota\varsigma$, 'mastication.' Mastication when impeded or impracticable.

AMATORIUM, Lacuna labii superioris.

AMATORII, Oblique muscles of the eye.

AMATORIUM VENEFICUM, Philter.

AMATORIUS MUSCULUS, Obliquus superior oculi.

AMAURO'SIS, *Obfusca'tio, Offusca'tio,* from *αυαρος,* 'obscure.' *Drop serene, Gutta serena, Cataracta nigra, Parop'sis amauro'sis, Immobilitas pupillæ, Suffusio nigra, Black cataract.* (F.) *Goutte-serene, Cataracte noire, Anop'ticonerie* (Piorry.) Diminution, or complete loss of sight, without any perceptible alteration in the organization of the eye; generally, perhaps, owing to loss of power of the optic nerve or retina. Counter-irritants are the most successful remedial agents, although the disease is always very difficult of removal, and generally totally incurable.

AMAURO'SIS DIMIDIATA, Hemipopia—a. Imperfecta, Hypo-amaurosis.

AMAUROTIC, *Amauroticus;* same etymon. Affected with amaurosis.

AMAUROTIC CAT'S EYE, *Galeamauro'sis.* A name given by Beer to an amaurotic affection, accompanied by a remarkable change of colour in the pupil, which presents, apparently in the fundus of the eye, a lighter tint, yellowish or brownish yellow, instead of its natural clear black.

AMBARUM, Ambergis—a. Cineritium, Ambergis.

AMBR, from *αμβρανο*, 'I ascend,' *Ambi.* A superficial eminence on a bone. Also, an old surgical machine for reducing dislocations of the shoulder; the invention of which is ascribed to Hippocrates. It is no longer used.—Hippocrates, Scultetus. See *Crista.*

AMBER, Succinum—a. Liquid: see Liquid-amber styraciflua.

AMBERGRIS. *Ambra gri'sea, Ambór, Ambar, Ambra ciner'd'cea, A. ambrosiaca, Ambarum, Succinum ciner'eum, S. gri'seum, Ambarum ciner'itium.* A concrete substance, of the consistence of wax, cineritious colour studded with yellow and blackish spots, and exhaling a very pleasant odour. It seems highly probable that ambergis is formed in the intestines of the whale, and voided with its excrements. Like all aromatic substances, ambergis is slightly antispasmodic and excitant; but it is oftener employed as a perfume than as a medicine.

AMBIA. A liquid, yellow bitumen, the smell and virtues of which are similar to those of the resin *tacamahaca.* It is obtained from a spring in India.

AMBICUS, Alembic.

AMBIDEX'TER, *Amphidex'trus,* from *ambo,* 'both,' and *dexter,* 'right.' One who uses both hands with equal facility. Celsus says the surgeon ought to be '*non minus sinistra quam dextra promptus.*' One of the aphorisms of Hippocrates says, that a woman is never ambidexter. This is a mistake.

AMBILÆVUS, Ampharisteros.

AMBITUS GENITALIS MULIEBRIS, Vestibulum.

AMBLOMA, Abortion.

AMBLOSIS, Abortion.

AMBLOSMUS, Abortion.

AMBLOTHRIDIUM, see Abortion.

AMBLOTHRIDIUM, Abortive.

AMBLOTICUS, Abortive.

AMBLUS, *αμβλυσ,* 'obscure.' Hence,

AMBLYPHIA, from *αμβλυσ,* 'obscure,'

and 'αφη, 'feeling.' Dulness of the sense of touch.

AMBLYOGMOS, Amblyopia.

AMBLYOPIA, from αμβλος, 'obscure,' and οψ, 'the eye.' *Amblyos'mos, Amblyog'mos, Amblyo'pea* (so called by some, according to Castelli, *ob ignorantiam Græca lingua,*) *Hebetudo visus, Feebleness of sight, (F.) Vue faible.* First degree of Amaurosis.—Hippocrates.

AMBLYOPIA CREPUSCULARIS, Hemeralopia—a. Dissitorum, Myopia—a. Meridiana, Nyctalopia—a. Proximorum, Presbytia.

AMBLYOSMOS, Amblyopia.

AMBON, αμβων, 'the raised rim of a shield or dish,' from αμβανω, 'I ascend.' The fibrocartilaginous rings or *bourrelets*, which surround the articular cavities, as the glenoid cavity of the scapula, the acetabulum, &c., have been so called.—Galen. See Crista.

AMBOR, Amberggris.

AMBRA, Succinum—a. Ambrosiaca, Amberggris—a. Cineracea, Amberggris.

AMBORAGE, Amberggris.

AMBRE BLANC, Succinum (album)—a. *Jaune, Succinum.*

AMBRETTE, Hibiscus abelmoschus.

AMBROSIA, from α, privative, and βροτος, 'mortal.' Food which makes immortal, or the food of immortals. The food of the gods.—Homer. See also, Chenopodium botrys.

AMBROSIA ELATIOR, see A. Trifida.

AMBROSIA MARITIMA. A plant which grows on the shores of the Levant, and has a pleasant, bitter and aromatic taste. It is given in infusion, as a tonic and antispasmodic.

AMBROSIA TRIFIDA, *Horseweed, Richweed, Horsemint, Horsecane, Bitterweed.* This indigenous plant is found in low grounds and along streams, from Canada to Georgia, and west to Louisiana and Arkansas. It is an annual, and flowers in August and September. An infusion has been recommended locally in mercurial salivation.

AMBROSIA ELATIOR, *Ragweed*, is said by Dr. R. E. Griffith to have much more developed sensible properties.

AMBROSIE DU MEXIQUE, Chenopodium ambrosioides.

AMBULANCE, (F.) from *ambulare*, 'to walk.' A military hospital attached to an army, and moving along with it. Also called *Hôpital ambulante*.

AMBULANT, (F.) *Ambulans, Ambulativus, Ambulative.* A morbid affection is said to be *ambulante*, when it skips from one part to another; as *Erysipiles ambulants*, &c. When blisters are applied successively on different parts of the body, they are called *Vésicatoires ambulants*.

AMBULATIO, Walking.

AMBULEIA, Cichorium intybus.

AMBULI. The Brachmanic name for an Indian aquatic herb, which appears to belong to the family *Lysimachia*. The whole plant has a sweet smell. Its decoction has a very bitter taste, and is an excellent febrifuge. It is also taken in milk in cases of vertigo.

AMBULO FLATULENTUS ET FURIOSUS, *Flatus furiosus, Vareni.* Painful, mobile, and periodical tumours affecting different parts, which were once considered as the effect of very subtle vapours—Michaelis. Their nature is by no means clear.

AMBUSTIO, Burn.

AMBUTUA, Pareira brava.

AMBUYA-EMBO. A very beautiful, creeping aristolochia of Brazil, the decoction of which is exhibited successfully in obstructions. It is also used in fumigation and in baths as a tonic.

AME, Anima.

AMELI. A Malabar shrub, belonging to a genus unknown. The decoction of its leaves is said to relieve colic. Its roots, boiled in oil, are used to repel tumours.

AMELIA, Apathy.

AMENIA, Amenorrhœa, Emmenagogues. AMENOMANIA. A hybrid word, formed from the Latin *amamus*, 'agreeable,' and *mania*, 'mania.' A gay form of insanity.

AMENORRHŒA, *Parasœnia obstructio-nis, Menœcryphia, Menostœsia, Apophraœsis, Arrhœa, Defectus seu Remansio seu Cessatio mensium, Menstruatio impedita, Ischœmœnia, Amœnia*, from α, privative, μην, 'a month,' and ερω, 'I flow.' *Suppression of the menses, (F.) Suppression du flux menstruel.* This suppression is most commonly symptomatic, and hence the chief attention must be paid to the cause. Usually, there is an atonic state of the system generally, and hence chalybeates and other tonics are advisable.

Two great varieties of Amenorrhœa are commonly reckoned. 1. *A. Emansio-nis, Emansio mensium, Menis'chesis, Menos'chesis, Menstruatio retenta, Mensium retentio, Retention of the menses*, when the menses do not appear at the usual age; and, 2, *Suppressio Mensium, Suppressio Menstruatio-nis, Amenorrhœa Suppressio-nis, Interruptio menstruatio-nis, Menstruatio suppressa*, in which the catamenia are obstructed in their regular periods of recurrence. See Emansio Mensium, and Menses.

AMENORRHŒA DIFFICILIS, Dysmenorrhœa—a. Emansio-nis, see Amenorrhœa—a. Hymenica, see Hymeniosis—a. Partialis, Dysmenorrhœa—a. Suppressionis, see Amenorrhœa.

AMENTIA, Dementia: see, also, Fatuitas, and Idiotism—a. Senilis, Dementia of the aged.

AMER, Amarus.

AMERICANUM TUBEROSUM, Solanum tuberosum.

AMERTUME, Bitterness.

AMETHYST, *Amethystus*, from α, privative, and μεθυσ, 'I am drunk.' A precious stone, to which the ancients attributed the property of preventing drunkenness. It was also used as an anti-diarrhœic and absorbent.—Pliny, Albertus Magnus.

AMETHYSUM, *Amethystum, (remedium)* Same etymon as the last. A remedy for drunkenness.

AMETRIA, Intemperance. Also, absence of the uterus; from α, privative, and μετρα, 'the uterus.'

AMICULUM, Amnios.

AMIDUM, Amylum.

AMINEA, Anime.

AMINEUM VINUM, *Amine' an wine*, highly esteemed as a stomachic. Virgil distinguishes it from the Falernian.—Pliny, Macrobius, &c.

AMMA, Truss.

AMMI, *Ammi majus, Bishop's weed, A. Vulgaris*. The seeds of this plant are aromatic and pungent. They are said to be carminative and diuretic, and are tonic and stomachic.

AMMI VERUM, see Sison ammi—a. *des Bou-tiques*, see Sison ammi.

AMMION, Hydrargyri sulphuretum rubrum. AMMISMUS, Psammismus.

AMMOCHO'SIA, *Ammocho'sis*, from $\alpha\mu\mu\omega\varsigma$, 'sand,' and $\chi\acute{\epsilon}\nu$, 'I pour.' *Arenatio*. Putting the human body in hot sand, for the cure of disease.

AMMO'NIA, *Ammonia* or *Ammoni'acal gas*, *Volatile alkali*, *Alkali ammoni'acum causticum*, *A. volat'ile causticum*, *Ammonia caustica*, *A. pura*, *Ammoni'acum*, *A. causticum*, *Gas ammoniacale*, *Mephitis urino'sa*, (F.) *Ammoniaque*, *Air alcalin*, *Gas ammoniacal*. An alkali, so called, because obtained principally by decomposing sal ammoniac (*muriate of ammonia*) by lime. This gas is colourless, transparent, elastic, of a pungent, characteristic odour, and an acrid urinous taste. It turns the syrup of violets green, and its specific character is 0.596. When inhaled, largely diluted with common air, it is a powerful irritant. When unmixed, it instantly induces suffocation.

AMMONIA, ACETATE, SOLUTION OF, Liqueur ammoniæ acetatis—a. Arseniate of, Arseniate of ammonia—a. Caustica liquida, Liqueur ammoniæ—a. Chlorhydrate of, Ammonia murias—a. Citrate of, Ammonia citras—a. Hydriodate of, see Iodine—a. Hydrochlorate of, Ammonia murias—a. Hydrosulphuret of, Ammonia sulphuretum—a. Iodide of, see Iodine—a. Liniment of, strong, Linimentum ammoniæ fortius—a. Liquid, Liqueur Ammonia—a. Muriatrica, Ammonia murias—a. Nitrata, Ammonia nitras—a. Phosphate of, Ammonia phosphas—a. Præparata, Ammonia carbonas—a. Pura liquida, Liqueur ammoniæ—a. Solution of, Liqueur ammoniæ—a. Solution of, stronger, Liqueur ammoniæ fortior—a. Tartrate of, Ammonia tartaras.

AMMO'NIAC, GUM, *Ammoni'acum*, (Ph. U. S.) *Gummi Ammoni'acum*, *Armoni'acum*, *Mato'rium*, (F.) *Ammoniac*, *Gomme ammoniague*, so called from Ammonia in Lybia, whence it is brought. A gum-resin, the concrete juice of *Dore'ma ammoni'acum*, of Persia: a species of a genus allied to Ferula. It is irregular, dry masses and tears, yellow externally, whitish within. Its odour is peculiar, and not ungrateful: taste nauseous, sweet, and bitter. It forms a white emulsion with water: is soluble in vinegar; partially so in alcohol, ether, and solutions of the alkalies.

Gum ammoniacum is expectorant, deobstruent (?) antispasmodic, discutient, and resolvent. It is chiefly used, however, in the first capacity, and in the formation of certain plasters.

Two varieties are met with in the market, *Gutta ammoni'aci*, the best; and *Lapis ammoni'aci*, the more impure.

AMMONIACÆ NITRAS, Ammonia nitras—a. Sulphas, Ammonia sulphas.

AMMONIACUM, Ammonia, Ammoniac Gum—a. Succinatum, Spiritus ammoniæ fetidus—a. Volatile miret, Ammonia carbonas.

AMMONIÆ ACETAS, Liqueur ammoniæ acetatis—a. Arsenias, Arseniate of Ammonia.

AMMONIÆ CAR' BONAS, *A. Subcarb' bonas*, *A. Sesquicarb' bonas*, *Salt of bones*, *Salt Os'sium*, *Salt of wood-soot*, *Salt Fulig' inis*, *Salt of urine*, *Volatile Salt Ammoniac*, *Baker's salt*, *Alkali volat'ile nœrd'stum*, *A. volat'ile ammoniacale*, *A. volat'ile ex sale ammoni'aco*, *Ammoni'acum volat'ile mitè*, *Ammoni'acum carbon'icum*, *A. subcarb'neum*, *Car-*

bonus ammoni'acæ alkali'nus seu incompletus seu superammoni'acus, *Hypocarb' bonas ammoni'acæ*, *Flores salis ammoni'aci*, *Sal cornu cervi volat'ile*, *Sal volat'ilis salis ammoni'aci*, *Concrete volatile alkali*, *Carbonate or subcarbonate of ammonia*, *Ammonia præparata*, *Sal volat'ile*, *Smelling salt*, (F.) *Carbonate d'ammoniaque*, *Sel volatil d'Angleterre*, (*Ammon. muriat. lbj*); *Crêtze fbiss*. *Sublime*.—Ph. U. S.) A white, striated, crystalline mass, odour and taste pungent and ammoniacal: soluble in two parts of water: insoluble in alcohol: effloresces in the air. It is stimulant, antacid, diaphoretic, and antispasmodic. Dose, gr. v. to xv.

Carbonate of ammonia is at times used to form effervescing draughts. One scruple saturates six fluidrachms of lemon-juice, twenty-six grains of crystallized tartaric acid, and twenty-six grains of crystallized citric acid.

AMMONIÆ CITRAS, *Citrate of Ammonia*. Made by saturating lemon or lime juice, or a solution of citric acid, with carbonate of ammonia. Dose, f. ʒss.

It may be made extemporaneously, and taken in an effervescing draught. Seventeen grains of citric acid or half a fluidounce of lemon juice will be sufficient for thirteen grains of carbonate of ammonia.

AMMONIÆ CUPRO-SULPHAS, Cuprum ammoniatum.

AMMONIÆ ET FERRI MURIAS, Ferrum ammoniatum—a. Hydrosulphuretum, Liqueur fumans Boyleii—a. Hypocarbonas, Ammonia Carbonas.

AMMONIÆ MURIAS, *Muriate of Ammonia*, *Hydrochlorate of Ammonia*, *Chlorohydrate of Ammonia*, *Sal Ammoni'acum*, *Sal Ammoni'ac*, *Sal Ammoni'acus*, *Ammonia Muriat'ica*, *Ammoni'acum Muriatum*, *Hydrochloras Ammoni'acæ*, *Sal Armoni'acum*, *Salmiac*, *Fuligo Alba Philosophorum*, *Misadir*, (F.) *Muriate d'Ammoniaque*. A saline concrete, formed by the combination of muriatic acid with ammonia. In Egypt it is manufactured in large quantities by subliming the soot formed by burning camel's dung—26 pounds of the soot yielding 6 pounds. It is also prepared, in great quantities, by adding sulphuric acid to the volatile alkali obtained from soot, bones, &c., mixing this with common salt, and subliming.

Muriate of ammonia is inodorous, but has an acrid, pungent, bitterish, and urinous taste. Three parts of cold water dissolve one. Soluble also in 4.5 parts of alcohol. It is aperient and diuretic, but seldom used internally. Externally, it is employed, producing cold during its solution, in inflammations, &c.

AMMONIÆ NITRAS, *Nitrate of Ammonia*, *Alkali volat'ile nitratum*, *Sal ammoni'acus nitrosus*, *Ammonia nitrata*, *Nitras ammoni'acæ*, *Nitrum flammans*, (F.) *Nitrate d'Ammoniaque*. A salt composed of nitric acid and ammonia. It is diuretic and deobstruent. (?) Externally, it is discutient and sialogogue.

AMMONIÆ PHOSPHAS, *Phosphate of Ammonia*, (F.) *Phosphate d'Ammoniaque*. This salt has been recommended as an excitant, diaphoretic, and discutient. More recently, it has been proposed as a new remedy for gout and rheumatism, as a solvent of uric acid calculus, and for diseases, acute and chronic, connected directly with the lithic acid diathesis.

AMMONIÆ SESQUICARBONAS, *A. carbonas*. AMMONIÆ SULPHAS, *Sulphate of Ammonia*,

Sulphas ammoniacæ, *Ammonium sulphurinum*, *Alkali volat'ile vitriolatum*, *Sal Ammoniacum secretum* GLAUBERI, *Sal secretus* GLAUBERI, *Vitriolum ammoniacale*, (F.) *Sulphate d'Ammoniaque*. Formed by adding sulphuric acid either to sal ammoniac or to ammoniacal liquor. Its properties are like those of the muriate of ammonia.

AMMONIÆ SULPHURETUM, *Sulphuret of Ammonia*, *Hydrosulphuret of Ammonia*, *Hydro-sulphus Ammonia*, *Spiritus BEGUI'NI*, *Sp. fumanus BEGUI'NI*, *Sulphuretum ammoniacæ*, *Sp. sulis ammoniaci sulphuratus*, *Liquor ammonii hydrothiodis*, *Hydrosulphuretum Ammonicum*, *Hydrarg. ammoniacale aquosum*, *Hydrog' eno-sulphuretum ammoniacæ liquidum*, *Spiritus sulphuris volat'ilis*, *Hepar sulphuris volat'ile*, *BOYLE'S or BEGUINE'S fuming spirit*, (F.) *Hydrosulphate sulfuré d'Ammoniaque*, *Liquore fumante de BOYLE*, *Sulfure hydrogéné d'Ammoniaque*, *Hydrosulfure d'Ammoniaque*. Odour very fetid; taste nauseous and styptic; colour dark yellowish green. It is reputed to be sedative, nauseating, emetic, disoxygenizing, (?) and has been given in diabetes and diseases of increased excitement. Dose, gr. viij. to gr. xx.

AMMONIÆ TARTRAS, *Alkali volat'ile tartarizatum*, *Sal Ammoniacum tartareum*, *Tartarus ammoniacæ*, *Tartrate of Ammonia*, (F.) *Tartrate d'Ammoniaque*. A salt composed of tartaric acid and ammonia. It is diaphoretic and diuretic; but not much used.

AMMONIAQUE, Ammonia—a. *Arseniate d'*, Arseniate of ammonia—a. *Hydrosulfure d'*, Ammonia sulphuretum—a. *Hydrosulfate sulfuré d'*, Ammonia sulphuretum—a. *Liquide*, Liquor ammonia—a. *Phosphate d'*, Ammonia phosphas—a. *Sulfure hydrogéné d'*, Ammonia sulphuretum.

AMMONIO-CUPRICUS SUBSULPHAS, Cuprum ammoniatum.

AMMONION, from *αμμος*, 'sand.' An ancient collyrium of great virtues in many diseases of the eye, and which was said to remove sand from that organ.

AMMONIUM ARSENICUM, Arseniate of ammonia—a. Carbonicum, Ammonia carbonas—a. Iodide of, see Iodine—a. Muriaticum martiatum seu martiale, Ferrum ammoniatum—a. Muriatum, Ammonia murias—a. Subcarbonium, Ammonia carbonas—a. Sulphuricum, Ammonia sulphas.

AMNA ALCALIZATA, Water, mineral, saline.

AMNEMOSYNE, Amnesia.

AMNE'SIA, *Amnest'ia*, *Amnemos'ynē*, from *α*, privative, and *μνησις*, 'memory.' *Moria imbecill'is amne'sia*, *Obliv'io*, *Recollectio'nis jactura*, *Dysaesthesia interna*, *Debil'itas memoriae*, *Memo'ria delē'ta*, (F.) *Perte de Mémoire*, 'loss of memory.' By some Nosologists, amnesia constitutes a genus of diseases. By most, it is considered only as a symptom, which may occur in many diseases.

AMNESTIA, Amnesia.

AMNIITIS, Amnitis.

AMNIOCLEP'SIS, from *Amnios*, and *κλεπρω*, 'I steal or take away clandestinely.' Premature escape of the liquor amnii.

AMNIORRHGE'A, from *amnios*, and *ρεω*, 'I flow.' A premature discharge of the liquor amnii.

AMNIOS, *Am'nion*, *Am'nium*, *Hym'nium*,

Charta virgin'ea, *Armatu'ra*, *Agni'na membra'na*, *Pellu'cida membra'na*, *Galea*, *Scepar'num*, *Indu'sium*, *Amic'ulum*, *Membra'nafatum involvens*. The innermost of the enveloping membranes of the fetus:—so called because first observed in the sheep, (?) *αμνος*, 'a sheep.' It is thin, transparent, perspirable, and possesses many delicate, colourless vessels, which have not been injected. It sends a prolongation, which serves as a sheath to the umbilical cord. Its external surface is feebly united to the chorion by cellular and vascular filaments. Its inner surface is polished, and is in contact with the body of the fetus and the liquor amnii, (q. v.)

AMNIOT'IC ACID, *Ac'idium am'nicum vel am'nioticum*. A peculiar acid, found by Vauquelin and Buniwa in the liquor amnii of the cow.

AMNI'TIS, *Amni'itis*, from *Amnion* and *itis*, inflammation. Inflammation of the Amnion.

AMENOMANIA, from *amenus*, 'agreeable,' and *mania*. A form of mania in which the hallucinations are of an agreeable character.

AMOME PAUX, Sison amomum.

AMOMUM CARDAMOMUM, *A. racem'osum*, *A. verum*, *Alpin'ia cardamomum*, *Car'opi*, *Mato'nia Cardamomum*, *Elett'ria Cardamomum*, *Cardamomum Minus*, *Lesser or officinal Cardamom*, *Amomum repens*, (F.) *Cardamoms de la Côte de Malabar*, *Cardamome*. The seeds of this East India plant have an agreeable, aromatic odour, and a pungent, grateful taste. They are carminative and stomachic; but are chiefly used to give warmth to other remedies. The fruit is called *Amomis*. Dose, gr. v. to ℥j.

AMOMUM GALANGA, Maranta G.

AMOMUM GRANULUM PARADISI, *Cardamomum majus*, *Meleguet'ta*, *Maniguet'ta*, *Cardamomum piperatum*, *A. maximum*, (F.) *Graines de Paradis*. Greater cardamom seeds resemble the last in properties. They are extremely hot, and not much used.

AMOMUM PIMENTA: see *Myrtus pimenta*—a. *Zedoaria*, *Kamperia rotunda*.

AMOMUM ZINGIBER, *Zin'giber officinale*, *Zin'giber album*, *Z. nigrum*, *Z. communē*, *Zin'ziber*, *Ginger*, (F.) *Gingembre*. The white and black ginger, *Zin'ziber fuscum et album*, are the rhizoma of the same plant, *Zin'giber officinale*, the difference depending upon the mode of preparing them.

The odour of ginger is aromatic; taste warm, aromatic, and acrid. It yields its virtues to alcohol, and in a great degree to water. It is carminative, stimulant, and sialogogue.

Preserved Ginger, *Zingiberis Radix Condit'a*, *Radix Zingiberis condit'a ex Indiā al-la'ta*, is a condiment which possesses all the virtues of ginger.

Ginger-Bear Powders may be formed of white sugar, ℥j, and ℥ij. ginger, gr. v. subcarbonate of soda, gr. xxxvj in each blue paper: acid of tartar, ℥iiss in each white paper,—for half a pint of water.

Oxley's Concentrated Essence of Jamaica Ginger is a mere solution of ginger in rectified spirit.

AMOR, Love.

AMORGE, Amurca.

AMORPHUS, Anhistous, Anideus.

AMOSTEUS, Osteocolla.

AMOUR, Love.

AMOUREUX (muscle.) Obliquus superior oculi.

AMPAC, *Amp'acus*. An East India tree, the leaves of which have a strong odour, and are used in baths as detergents. A very odorous resin is obtained from it.

AMPAR, Succinum.

AMPELOCARPUS, Galium aparine.

AMPELOPRASUM, Allium.

AMPELOS, *Vitis vinifera*—*a. Agria*, *Bryonia alba*—*a. Ideæ*, *Vaccinium vitis Idææ*—*a. Oinophoros*, *Vitis vinifera*.

AMPHAMPHOTERODIOPSIS, *Diplopia*.

AMPHARISTEROS, *Ambilæ'vus*, 'awkward'; from *αμφι*, and *αριστερος*, 'the left.'

Opposed to ambidexter.

AMPHEMERINOS, Quotidian.

AMPHEMERUS, Quotidian.

AMPHI, *αμφι*, 'both, around, on all sides.'

Hence, a prefix in many of the following terms.

AMPHIAM, Opium.

AMPHIARTHRO'SIS, from *αμφι*, 'both,' and *αρθρωσις*, 'articulation.' A mixed articulation, in which the corresponding surfaces of bones are united in an intimate manner by an intermediate body, which allows, however, of some slight motion. Such is the junction of the bodies of the vertebrae by means of the intervertebral cartilages. This articulation has also been called *Diarthrose de Continuité*. The motion it permits is but slight.

AMPHIBLESTRODITIS, Retinitis.

AMPHIBLESTROIDES, Reticular.

AMPHIBLESTROMALACIA, from *amphiblestroïdes* (membrana) the retina, and *μαλακία*, 'softening.' Mollescence or softening of the retina.

AMPHIBRANCHIA, from *αμφι*, 'around,' and *βραγχία*, 'the throat.' *Amphibron'chia*. The tonsils and neighbouring parts.—Hippoc.

AMPHICAUSTIS, Vulva.

AMPHID'EUM, from *αμφι*, 'around,' and *δεω*, 'I bind.' The outermost margin of the cervix uteri; the *Labium uteri*.

AMPHIDEXIUS, Ambidexter.

AMPHIDIARTHRO'SIS, from *αμφι*, 'about,' and *διαρθρωσις*, 'a moveable joint.' A name given by Winslow to the temporo-maxillary articulation, because, according to that anatomist, it partakes both of ginglymus and arthrodia.

AMPHIESMA CORDIS, Pericardium.

AMPHIMERINA, Pertussis—*a. Héctica*, Hectic fever.

AMPHIMERINOS, Quotidian.

AMPHION, Maslach.

AMPHIPLEX, Perinæum.

AMPHIPNEUMA, Dyspnœa.

AMPHISMELA, Knife, double-edged.

AMPHISMILE, Knife, double-edged.

AMPHISPHAL'SIS, *Circumactio*, *Circumductio*, from *αμφι*, 'around,' and *σφαλλω*, 'I wander.' The movement of circumduction used in reducing luxations.—Hippocrates.

AMPHODIPLOPIA, see *Diplopia*.

AMPHORA, per syncop. for *αμφιφορεως*, from *αμφι*, 'on both sides,' and *φερω*, 'I bear;' because it had two handles. A liquid measure among the ancients, containing above 7 gallons. Also called *Quadrantal*, *Ceramium*, *Ceraminium*, *Cadus*.

AMPHORIC RESPIRATION, see *Cavernous Respiration*.

AMPHOTERODIPLOPIA, see *Diplopia*.

AMPHRODIPLOPIA, *Diplopia*.

AMPLEXATIO, Coition.

AMPLEXUS, Coition.

AMPLIFICATIO, Platynosis.

AMPLIOPEA, Amblyopia.

AMPOSIS, Anaposis.

AMPOULES, Essera.

AMPULLA, *Cavitas elliptica*—*a. Chylifera* seu chyli, *Receptaculum chyli*.

AMPULLÆ, *Phlyctæna*.

AMPUTATION, *Ampu'tatio*, from *amputare*, (*am*, 'around,' and *putare*), 'to cut off.' *Apot'omê*, *Apotom'ia*. The operation of separating by means of a cutting instrument, a limb or a part of a limb, or a projecting part, as the mamma, penis, &c., from the rest of the body. In the case of a tumour, the term *excision*, *removal*, or *extirpation*, (*F.*) *Resection*, is more commonly used.

AMPUTATION, CIRCULAR, is that in which the integuments and muscles are divided circularly.

AMPUTATION, FLAP, (*F.*) *A. à lambeaux*, is when one or two flaps are left so as to cover the stump, when the limb has been removed.

AMPUTATION, JOINT, *Exarticulatio*, (*F.*) *A. dans l'article ou dans la contiguïté des membres*, is when the limb is removed at an articulation.

Each amputation requires a different process, which is described in works on operative surgery.

AMULET, Amuletum.

AMULETTE, Amuletum.

AMULETUM, from *amuliri*, 'to remove.'

An *Amulet*,—*Periam'ma*, *Apotropæ'um*, *Periap'ton*, *Phylact'eron*, *Apoteles'ma*, *Exartéma*, *Alexic'cum*, *Præservati'um*, *Probasca'nium*, *Probasca'nium*, (*F.*) *Amulette*. Any image or substance worn about the person for the purpose of preventing disease or danger.

AMURCA, *Amur'ga*, *αμυρρη*. The marc or grounds remaining after olives have been crushed and deprived of their oil. It has been used as an application to ulcers.

AMURGA, *Amurca*.

AMUSA, *Musa Paradisiaca*.

AMYCE, *Amy'cha*, *Amy'xis*. Excoriation, Scarification.

AMYCHA, *Amyce*.

AMYC'TICA, from *αμυσσω*, 'I lacerate.' Medicines which stimulate and vellicate the skin.—Cælius Aurelianus.

AMYDRIASIS, *Mydriasis*.

AMYEL'IA, from *a*, privative, and *μυελος*, 'marrow.' A monstrous formation, in which there is an absence of spinal marrow.

AMYGDALA, same etymon as *Amyctica*; because there seem to be fissures in the shell. The *Almond*, of which there are two kinds; *Amygdalæ am'dræ* and *A. dulces*, (*F.*) *Amandes douces*, and *A. amères*, obtained from two varieties of *Amygdalus communis*, or *A. sativæ*, a native of Barbary. *Nat. Ord.* *Amygdalææ*. *Sex. Syst.* *Icosandria Monogynia*.

The taste of the *Amygdala dulcis* is soft and sweet; that of the *A. amara*, bitter. Both yield, by expression, a sweet, bland oil. The bitter almond contains Prussic acid. They are chiefly used for forming emulsions.

AMYGDALÆ PLACENTA, *Almond Cake*, is the cake left after the expression of the oil. The *ground Almond Cake*, *Almond Powder*, *Fari'na*

Amygdal'drum, is used instead of soap for washing the hands.

AMYGDALÆ PASTA, *Almond Paste*, a cosmetic for softening the skin and preventing chaps, is made of *bitter almonds*, blanched, $\frac{3}{4}$ iv, *white of one egg*; *rose water*, and *rectified spirit*, equal parts, or as much as is sufficient.

AMYGDALA, Tonsil. Also, a lobe of the cerebellum, so called from its resemblance to an enlarged tonsil. This and its fellow of the opposite side form the lateral boundaries of the anterior extremity of the valley, (q. v.) and are in great part covered by the medulla oblongata.

AMYGDALATUM, Emulsio Amygdalæ.

AMYGDALÆ, Tonsil.

AMYGDALITIS, Cynanche tonsillarum.

AMYGDALUS COMMUNIS, see Amygdala.

AMYGDALUS PERSICA. The *Common peach-tree*, (F.) *Pêcher*. The leaves and flowers have been considered laxative. They are bitter and aromatic, and have been given in hæmaturia, nephritis, &c. The fruit is one of the pleasant and wholesome summer fruits, when ripe. The kernels, *Amygdala Persica*, as well as the flowers, contain prussic acid.

Peach Brandy is distilled from the fruit, and is much used in the United States.

AMYGDALUS, see Amygdala.

AMYGMOS, Scarification.

AMYLEON, Amylum.

A'MYLUM, *A'midum*, *Fec'ula*, *Amyl'leon*, *Amyl'ion*, from *a*, priv., and $\mu\lambda\eta$, 'a mill,' because made without a mill. *Starch*, (F.) *Amidon*, *Amylon*. *Starch of Wheat*, *Fari'na*, *Tritic' fari'na*, *Fec'ula Amyla'cea*, is inodorous and insipid, white and friable. It is insoluble in cold water and alcohol; but forms with boiling water a strong, semi-transparent jelly. It is demulcent, and is used as an emollient glyster, and as the vehicle for opium, when given *per anum*. Starch is met with abundantly in all the cereal grains, in the stalks of many of the palms, in some lichens, and in many tuberous roots, particularly in the bulbs of the orchis.

AMYLUM IODATUM, see Iodine.

AMYON, from *a*, priv., and $\mu\upsilon\omega\upsilon$, 'a muscle,' *Emuscula'tus*. Without muscle. Applied to the limbs, when so extenuated that the muscles cannot be distinguished.

AMYOSIS, Syneezisis.

AMYRIS COMPIPHORA, see Bdellium.

AM'YRIS ELEMIF'ERA, (F.) *Balsamier Elemifère*. *Nat. Ord.* Terebinthacæ. *Sex. Syst.* Octandria Monogynia. The plant whence it has been supposed GUM EL'EMI is obtained. This gum or resin is brought from the Spanish East and West Indies. *Brazilian Elemi*, according to Dr. Royle, is produced by *Icica Icicariba*; *Mexican Elemi* by *Eldaphrium elemif'erum*; and *Manilla Elemi* by *Candarium commun'ne*. It is softish, transparent, of a pale whitish colour, inclining a little to green, and of a strong, though not unpleasant smell. It is only used in ointments and plasters, and is a digestive.

AMYRIS GILEADENSIS, see A. opobalsamum.

AM'YRIS OPOBAL'SAMUM, (F.) *Balsamier de la Mecque*, *Bal'sem*, *Bal'samum*. The plant from which is obtained the BALSAM OF MECCA, *Bal'samum genuinum antiquorum*, *Balsamelæon*, *Egyptiacum Bal'samum*, *Bal'samum Asiaticum*, *B. Judæicum*, *B. Syriacum*, *B. e Meccâ*, *Cocobal'samum*, *B. Alpi'ni*, *Oleum Bal'sami*, *Opobal'samum*, *Xylobal'samum*, *Balsam* or *Balm*

of *Gilead*, (F.) *Baume Blanc*, *B. de Constantinople blanc*, *B. de Galaad*, *B. du Grand Caïre*, *B. Vrai*, *Térébinthine de Gilead*, *T. d'Égypte*, *T. du Grand Caïre*, *T. de Judée*. A resinous juice obtained by making incisions into *Amyris opobal'samum* and *A. Gileaden'sis* of Linnæus, *Balsamaden'dron Gileaden'se* of Kunth. The juice of the fruit is called *Carpobal'samum*; that of the wood and branches *Xylobal'samum*. It has the general properties of the milder Terebinthines.

AMYRIS TOMENTOSUM, *Fagara octandra*.

AMYRON, *Carthamus tinctorius*.

AMYUS, from *a* privative, and $\mu\upsilon\varsigma$, 'a mouse, a muscle.' Weak or poor in muscle.

AMYXIA, from *a* privative, and $\mu\upsilon\kappa\alpha$, 'mucus.' Deficiency of mucus.

AMYXIS, Amyce, Scarification.

ANA, *ava*, a word which signifies 'of each.' It is used in prescriptions as well as \bar{a} and \bar{aa} , its abbreviations. As a prefix to words, it means 'in,' 'through,' 'upwards,' 'above,' in opposition to *Cata*, (q. v.); also 'repetition,' like the English *re*. Hence,—

ANAB'ASIS, from *αναβαινω*, 'I ascend.' The first period of a disease, or that of increase.—Galen. See Augmentation.

ANABEXIS, Expectoration.

ANABLEP'SIS, from *ava*, 'again,' and $\beta\lambda\epsilon\pi\omega$, 'I see,' Restoration to sight.

ANABOLÆ'ON, *Anabole'us*, from *αναβαλλω*, 'I cast up.' An ointment for extracting darts or other extraneous bodies.

ANAB'OLE, from *ava*, 'upwards,' and $\beta\alpha\lambda\lambda\omega$, 'I cast.' *Anago'gê*, *Anaph'ora*, *Anacine'ma*, *Anacine'sis*. An evacuation upwards. An act by which certain matters are ejected by the mouth. In common acceptance it includes, *expulsion*, *expectoration*, *regurgitation*, and *vomiting*.

ANABROCHIS'MUS, *Anabronchis'mus*, from *ava*, 'with,' and $\beta\rho\alpha\chi\omicron\varsigma$, 'a running knot.' An operation for removing the eye-lashes, for example, when they irritate the eye, by means of a hair knotted around them.—Hippocrates, Galen, Celsus, &c.

ANABRONCHISMUS, Anabrochismus.

ANABROSIS, Corrosion, Erosion.

ANACAMPSE'ROS, *Sedum telephium*.

ANACARDIUM OCCIDENTALE, *Cassu'vium pomif'erum*, *Cashew* (*W. Indies*). (F.) *Ac'ajou*. *Nat. Ord.* Terebinthacæ. *Sex. Syst.* Enneandria Monogynia. The *Oil of the Cashew Nut*, *O'leum Anacardii*, (F.) *Huile d'Acajou*, is an active caustic, and used as such in the countries where it grows, especially for destroying warts, &c.

ANACARDIUM ORIENTALE, *Avicennia tomentosa*.

ANACATHAR'SIS, from *ava*, 'upwards,' and $\kappa\alpha\theta\alpha\rho\epsilon\iota\upsilon$, 'to purge.' Purgation upwards. Expectoration. (q. v.) See, also, Repurgatio.

ANACATHARSIS CATARRHALIS SIMPLEX, *Catarrh*.

ANACATHARTICUS, Expectorant.

ANACESTOS, Incurable.

ANACHREMP'SIS, Exspuition.

ANACHRON, Soda.

ANACINEMA, Anabole, Exspuition.

ANACINESIS, Anabole, Exspuition.

ANACLASIS, Repercussion.

ANACLINTE'RIUM, *Anaclin'trum*, *Recubito'rium*, from *ανακλιω*, 'I recline.' A long

chair or seat, so formed, that the person can rest in a reclining posture.

ANACLINTRUM, Anaclinterium.

ANACOLLEMA, from *ava*, 'together,' and *κωλλω*, 'I glue.' A healing medicine.

ANACOLLEMATATA, Frontal bandages.

ANACOLUP'PA. A creeping plant of Malabar, the juice of which, mixed with powdered pepper, passes in India as a cure for epilepsy, and as the only remedy for the bite of the naja.

It is supposed to be *Zapa'nia nodiflora*.

ANACOLUTHIE, Incoherence.

ANACOMIDE, Restauratio.

ANACONCHYLASMUS, Gargarism.

ANACONCHYLISMUS, Gargarism.

ANACTESIS, Restauratio.

ANACTIRION, Artemisia.

ANACYCLEON, Charlatan.

ANACYCLUS OFFICINARUM, see *Anthemis Pyrethrum*—*a*. *Pyrethrum*, *Anthemis pyrethrum*.

ANADESMUS, Fascia.

ANADIPLO'SIS, from *ava*, 'again,' and *διπλω*, 'I double.' *Epanadiplo'sis*, *Epanalep'sis*, *Reduplicatio*. The redoubling which occurs in a paroxysm of an intermittent, when its type is double.—Galen, Alexander of Tralles.

ANADORA, Ecdora.

ANAD'OSIS, from *αναδιδομι*, 'I distribute.' Purgation upwards, as by vomiting. Congestion of blood towards the upper parts of the body. *Anadosis* seems also to have occasionally meant chyliфикаtion, whilst *diadosis* meant capillary nutrition.—Hippocrates, Galen.

ANAD'ROME, from *ava*, 'upwards,' and *δρεω*, 'I run.' The transport of a humour or pain from a lower to an upper part.—Hippocr. Also, the globus hystericus (q. v.)

ANÆDE'US, from *av* privative, and *αιδοια*, 'organs of generation.' A monster devoid of sexual organs.

ANÆMATOPOIE'SIS, from *α, av*, privative, *αιμα*, 'blood,' and *ποιω*, 'I make.' Impeded or obstructed hæmatisis.

ANÆMATO'SIS, from *α, av*, privative, and *αιμα*, 'blood.' Defective hæmatisis or preparation of the blood.

ANÆMIA, *Eæmia*, *Anæmiasis*, *Anhæmia*, *Anhæmato'sis*, *Polyanhæmia*, *Anæmo'sis*, *Oligæmia*, *Oligohæmia*, *Hypæmia*, (q. v.) *Hydroæmia*, (q. v.) *Hydræmia*, *Anæmia*, (F.) *Anémie*, *Polyanhémie*, *Hydrohémie*, *Ezsanquin'ity*. *Bloodlessness*: from *av*, priv. and *αιμα*, 'blood.' Privation of blood;—the opposite to plethora (q. v.) It is characterized by every sign of debility. Also, diminished quantity of fluids in the capillary vessels:—the opposite to *Hyperæmia*.—The essential character of the blood in *anæmia* is diminution in the ratio of red corpuscles.

ANÆMIC, *Anæmic*, *Anæmicus*; same etymon. Appertaining to *Anæmia*,—as an "*anæmic* person;" "*anæmic* urine."

ANÆMOCH'ROÛS, from *α, av*, privative, *χρως*, 'blood,' and *χρως*, 'colour.' Devoid of colour, pale.

ANÆMOSIS, *Anæmia*.

ANÆMOT'ROPHY, *Anæmotroph'ia*: from *av*, privative, *αιμα*, 'blood,' and *τροφη*, 'nourishment.' A deficiency of sanguineous nourishment.—Prout.

ANÆSTHE'SIA, *Anæsthe'sis*, *Insensibilitas*, *Analge'sia*, *Parap'sis expers*, (F.) *Anes-*

thésie: from *α*, privative, and *αισθανομαι*, 'I feel.' Privation of sensation, and especially of that of touch, according to some. It may be general or partial, and is almost always symptomatic.

ANÆSTHESIA LINGUÆ, *Ageusia*—*a*. *Olfactoria*, *Anæmia*.

ANÆSTHESIS, *Anæsthesia*.

ANÆSTHET'IC, *Anæsthetic*, *Anæstheticus*, (F.) *Anæsthétique*; same etymon as *Anæsthesia*. Relating to privation of feeling, as an "*anæsthetic* agent;" one that prevents feeling, as chloroform inhaled during a surgical operation.

ANÆSTHISIA, *Insensibility*.

ANAGAL'LIS, from *ava* and *γαλα*, 'milk,' from its power of coagulating milk. *A. arvensis*, *A. Phœnic'ea*, *Red Pimpernel*, *Scarlet Pimpernel*. *Nat.Ord.* *Primulacæ*. *Sez.Syst.* *Pentandria Monogynia*. (F.) *Mouron rouge*. A common European plant; a reputed antispasmodic and stomachic.

Another species—*Anagal'is carulea* is a mere variety of the above.

ANAGALLIS AQUATICA, *Veronica Beccabunga*.

ANAGARGALICTON, *Gargarism*.

ANAGARGARISMUS, *Gargarism*.

ANAGARGARISTON, *Gargarism*.

ANAGLYPHE, *Calamus scriptorius*.

ANAGOGE, *Anabole*, *Rejection*.

ANAGRAPHÉ, *Prescription*.

ANAG'YRIS, *Anag'yrus*, *Ac'opon*, *Anag'ryris fatida*, *Stinking Bean Trefoil*. Native of Italy. The leaves are powerfully purgative. The juice is said to be diuretic, and the seeds emetic.—*Dioscorides*, *Paulus*.

ANAGYRUS, *Anagryris*.

ANAL, *Anal'is*. That which refers to the anus;—as *Anal region*, &c.

ANAL'DIA, (F.) *Analdie*; from *α*, privative, and *αιδειν*, 'to grow.' Defective nutrition.

ANALEMSIA, *Analepsia*.

ANALENTIA, *Analepsia*.

ANALEP'SIA, *Analep'sis*, *Analent'ia*, *Analemm'ia*, from *ava*, 'fresh,' and *λαμβάνειν*, 'to take.' Restoration to strength after disease.—Galen. A kind of sympathetic epilepsy, originating from gastric disorder. See *Epilepsy*.

Also, the support given to a fractured extremity;—*Appen'sio*.—*Hippocrates*.

ANALEPSIS, *Convalescence*, *Restauratio*.

ANALEP'TICA, *Anapsyc'tica*, *Psychot'ica*, *Refect'iva*, *Reficient'ia*, *Analep'tics*, same etymon. Restorative medicines or food; such as are adapted to recruit the strength during convalescence:—as sago, salep, tapioca, jelly, &c.

ANALEPTIC PILLS, *JAMES'S*, consist of *James's Powder*, *Gum Ammoniacum*, and *Pills of Aloë's and Myrrh*, equal parts, with *Tincture of Castor*, sufficient to form a mass.

ANALGE'SIA, *Anal'gia*, from *α*, priv., and *αλγος*, 'pain.' Absence of pain both in health and disease. See *Anæsthesia*.

ANALGIA, *Analgesia*.

ANALOGOUS TISSUES, see *Tissues*.

ANALOSIS, *Atrophy*.

ANALTESIS, *Restauratio*.

ANALTHES, *Incurable*.

ANAMIRTA COCCULUS, *Menispermum cocculus*—*a*. *Paniculata*, *Menispermum cocculus*.

ANAMNES'TIC, *Anamnes'ticum*, from *ava*,

'again,' and *μνησμαι*, 'I remember.' A medicine for improving the memory. See, also, Commemorative.

ANANAS, *Bromelia ananas*—a. *Acostæ ovatæ*, &c., *Bromeliæ ananas*—a. *Americana*, *Bromelia pinguin*—a. Wild, broad-leaved, *Bromelia pinguin*.

ANANAZIP'TA. A word formerly scrawled on amulets to charm away disease.

ANANDRI'A, from *α*, *privative*, and *ανηρ*, 'a man.' Want of manliness. Impotence in the male. The state and act of emasculation.

ANANEO'SIS, *Renovatio*; from *ανα*, 'again,' and *νεος*, 'new.' Renovation or renewal,—as of the blood by the chyliferous vessels and lymphatics.

ANAPETI'A, *Expan'sio med'tuum*, from *ανα*, and *πετω*, 'I dilate.' A state opposite to the closure of vessels.—Galen.

ANAPHALANTI'ASIS, *Anaphalant'o'ma*, from *αναφαλαντιας*, 'bald.' Loss of the hair of the eyebrows. Also, baldness in general.

ANAPHALANTOMA, *Anaphalantiasis*.

ANAPHE, *Anaphia*.

ANAPHI'A, *Anaph'ia*, *An'aphē*, from *α*, *priv.*, and *αψη*, 'touch.' Diminution or privation of the sense of touch.

ANAPHLASMUS, *Masturbation*.

ANAPHONE'SIS, from *ανα*, 'high,' and *φωνη*, 'voice.' Exercise of the voice: vociferation:—the act of crying out. *Vocifera'tio*, *Clamar*.

ANAPHORA, *Anabole*.

ANAPHRODISIA, from *α*, *priv.*, and *Αφροδιτι*, 'Venus,' *Defectus Ven'eri*s. Absence of the venereal appetite. Sometimes used for *Impotence* and *Sterility*.

ANAPHROMELI, *Mel despumatum*.

ANAPLASIS, *Anaplasmosis* from *αναπλασσω*, 'I restore.' *Confirmatio*, *Reposi'tio*. Restoration. Union or consolidation of a fractured bone.—Hippocrates.

ANAPLASMUS, *Anaplasis*.

ANAPLAS'TIC, *Anaplas'ticus*; same etymon. An epithet applied to the art of restoring lost parts, or the normal shape—as *Anaplastic Surgery*. See *Morioplastice*.

ANAPLERO'SIS, from *αναπληρωω*, 'I fill up.' Repletion. That part of surgical therapeutics whose object is to supply parts that are wanting. Also, *Apposition* or *Prosthesis*, (q. v.)

ANAPLERŒTICUS, *Incarnas*.

ANAPLEU'SIS, *Fluctuatio*, *Innata'tio*, from *αναπλεω*, 'to swim above.' The looseness or shaking of an exfoliated bone; or of a carious or other tooth, &c.—Hippocrates, Paulus.

ANAPLOSIS, *Growth*.

ANAPNEUSIS, *Respiration*.

ANAPNOE, *Respiration*.

ANAPNOE'USI; from *Αναπνοή*, 'respiration,' and *νοσος*, 'disease.' Diseases of the respiratory organs.

ANAPNOMETER, *Spirometer*.

ANAPODISIS UTERI, *Retroversio Uteri*.

ANAPODISMUS UTERI, *Retroversio Uteri*.

ANAPODOPHYLLUM CANADENSE, *Podophyllum peltatum*.

ANAP'OSIS, *Am'posis*, from *ανα*, 'again,' and *ποσι*, 'drink.' A recession of humours from the circumference to the centre of the body.—Hippocrates.

ANAPSE, *Auante*.

ANAPSIA, *Cæcitas*.

ANAPSYCTICA, *Analeptica*.

ANAPTYSIS, *Expectoration*.

ANAPTYXIS, *Growth*.

ANARRHEGNU'MINA, from *αναρρηγνυμαι*, 'I break out again.' Fractures are so called when they become disunited; as well as ulcers when they break out afresh.

ANARRHI'NON, from *ανα*, 'upwards,' and *ἑνω*, 'the nose.' That which returns by the nose.—Gorraeus.

According to others, that which issues by the skin, from *ανα*, and *ρινοσ*, 'the skin.'

ANARRHINUM, *Sternutatory*.

ANARRHŒ, *Anarrhœa*.

ANARRHŒ'A, *Anarr'rhœ*, *Anarr'rho'pia*, *Anas'tasis*, from *ανα*, 'upwards,' and *ῥω*, 'I flow.' Afflux of fluid towards the upper part of the body.

ANARRHOPHE, *Absorption*.

ANARRHOPHENU'SI; from *Anarrhophe*, 'absorption,' and *νοσος*, 'disease.' Diseases of the absorbents.

ANARRHOPHESIS, *Absorption*.

ANARRHOPIA, *Anarrhœa*.

ANAR'THRUS, from *α*, *priv.*, and *αρθρον*, 'a joint.' Without a joint. One who is so fat, that his joints are scarcely perceptible.—Hipp.

ANASAR'CA, from *ανα*, 'through,' and *σαρξ*, 'the flesh.' *Anasarch'a*, *Catasar'ca*, *Aqua intercus seu inter cutem*, *Hyposar'ca*, *Hydrops cellulæ vis totius corporis*, *H. Anasar'ca*, *H. intercus seu subcutaneus seu cellulæ vis*, *Katatar'ca*, *Episarcid'ium*, *Hy'deros*, *Hydaton'cus*, *Hyderon'cus*, *Hydron'cus*, *Hydrosar'ca*, *Hydroder'ma*, *Hydrop'isis vera*, *Sar'cites*, *Polylym'pha*, *Hyposarcid'ius*, *Leucophlegma'tia*, *General dropsy*, *Dropsy of the cellular membrane*, (F.) *Anasarque*. Commonly, it begins to manifest itself by swelling around the ankles; and is characterized by tumefaction of the limbs and of the soft parts covering the abdomen, thorax, and even the face, with paleness and dryness of the skin, and pitting when any of these (especially the ankles) are pressed upon. Like dropsy in general, *Anasarca* may be *active* or *passive*; and its treatment must be regulated by the rules that are applicable to general dropsy. At times, the symptoms are of an acute character, and the effusion sudden, constituting the *Dermatoch'ysis*, *Hydrops Anasar'ca acutus*, *Oedema calidum*, *Oe. acutum*, *Oe. febrile* of some. See *Hydrops*.

ANASARCA HYSTERICUM, *Anathymiasis*—a. *Pulmonum*, *Hydropneumonia*, *Oedema of the Lungs*—a. *Serosa*, *Phlegmatia dolens*.

ANASAR'CA, *Anasarca*.

ANASARQUE, *Anasarca*.

ANASISMUS, *Concussion*.

ANASPADIA, see *Anaspadæus*.

ANASPADIAS, *Epispadias*, from *ανα*, 'upwards,' and *σπαω*, 'I draw.' One whose urethra opens on the upper surface of the penis.

ANASPADISIS, see *Anaspadæus*.

ANASPADISMUS, see *Anaspadæus*.

ANAS'PASIS, *Anaspasm'us*, from *ανασπασω*, 'I contract.' *Retractio*. Contraction, especially of the bowels. The condition is called *Anaspa'dia*, *Anaspad'isis*, and *Anaspadis'mus*.

—Hippocrates.

ANAS'PASMUS, *Anaspasis*.

ANASSA, *Bromelia ananas*.

ANASTALTICA, *Styptics*.

ANASTASIS, *Anarrhœa*. Also, restoration from sickness. *Convalescence*.

ANASTŒCHEIO'SIS, from *ανα*, 'again,' and

στοιχείων, 'element.' *Reëlementatio*. Resolution of a body or its parts into their elements.—Galen.

ANASTOMO'SIS, from *ανα*, 'with,' and *στομα*, 'a mouth.' *Inosculatio* seu *Reunio vasorum*, *Ezanastomosis*, *Concur'sus*, (F.) *Abouchement*. Communication between two vessels. By considering the nerves to be channels, in which a nervous fluid circulates, their communication likewise has been called *Anastomosis*. By means of anastomoses, if the course of a fluid be arrested in one vessel, it can proceed along others.

ANASTOMO'SIS ANEURISMATICA, *Telangiectasia*—a. *Jacobson's*;—see *Petrosal ganglion*.

ANASTOMOT'ICS, *Anastomot'ica*. Same etymon. Certain medicines were formerly so called, which were believed to be capable of opening the mouths of vessels:—as aperients, diuretics, &c.

ANASTOMOT'ICUS MAGNUS, (RAMUS,) (F.) *Artère collatérale interne*, *A. collatérale du coude*, is a branch of the brachial artery which comes off a little above the elbow, and bestows branches to the brachialis internus, to the under edge of the triceps, and to the muscles, ligaments, &c., about the elbow joint. See, also, *Articular arteries of the knee*.

ANASTROPHE UTERI, *Inversio uteri*.

ANATASIS, *Extension*.

ANATHYMIAMA, *Anathyiasis*.

ANATHYMI'A SIS, *Anathy'mi'ama*, from *ανα*, 'upwards,' and *θυμα*, 'fumigation.' *Ede'ma fugax*, *Ede'ma spas'tivum*, *Ede'ma hyster'icum*, *Anasar'ca hyster'icum*. An uncertain and transient swelling, said to have been observed at times in nervous and hysterical persons. It also means *Exhalation*, *Fumigation*, and *Hypochondriasis*, (which see.)

ANATOLE UNGUIUM, see *Nail*.

ANATOME, *Anatomy*—a. *Animata*, *Physiology*.

ANATOMIA, *Anatomy*—a. *Animalis*, *Zootomy*—a. *Comparata*, *Zootomy*—a. *Comparativa*, *Zootomy*—a. *Viva*, *Physiology*.

ANATOMIE, *Anatomy*—a. *Chirurgicale*, see *Anatomy*—a. *des Regions*, see *Anatomy*.

ANAT'OMIST, *Anatom'icus*. One who occupies himself with anatomy. One versed in *Anatomy*.

ANATOMY, *Anat'omē*, *Anatom'ia*, *Prosectio*, from *ανα*, and *τεμνειν*, 'to cut,' (F.) *Anatomie*. The word *Anatomy* properly signifies *dissection*; but it has been appropriated to the study and knowledge of the number, shape, situation, structure, and connexion,—in a word, of all the apparent properties of organized bodies. *Anatomy* is the science of organization. Some have given the term a still more extended acceptation, applying it to every mechanical decomposition, even of inorganic bodies. Thus, *Crystallography* has been termed the *Anatomy* of crystallized minerals. *Anatomy* has also been called *Morphology*, *Somatology*, *Somatotomy*, *Organology*, &c. It assumes different names according as the study is confined to one organized being, or to a species or class of beings. Thus, *Androtomy*, or *Anthropotomy*, or *Anthropography*, or *Anthroposomatology*, is the *Anatomy of man*:—*Zootomy*, that of the other species of the animal kingdom: and *Veterinary Anatomy* is the anatomy of domestic animals: but when the word is used abstractly, it

means *human Anatomy*, and particularly the study of the organs in a physiological or healthy state. *Physiological Anatomy* is occasionally used to signify the kind of anatomy which investigates structure with a special view to function. The *Anatomy* of the diseased human body is called *Pathological* or *Morbid Anatomy*, and when applied to Medical Jurisprudence, *Forensic Anatomy*. Several of the organs possessing a similarity of structure, and being formed of the same tissues, they have been grouped into *Systems* or *Genera of Organs*; and the study of, or acquaintance with, such systems, has been called *General Anatomy*, *Histology*, or *Morphology*, whilst the study of each organ in particular has been termed *Descriptive Anatomy*. *Descriptive Anatomy* has been divided into *Skeletology* which comprises *Osteology*, and *Syn-desmology*; and into *Sarcology*, which is subdivided into *Myology*, *Neurology*, *Angiology*, *Adenology*, *Splanchnology*, and *Dermology*. *Surgical Anatomy*, *Medico-Chirurgial Anatomy*, *Topographical Anatomy*, *Regional Anatomy*, (F.) *Anatomie Chirurgicale*, *A. des Régions*, is the particular and relative study of the bones, muscles, nerves, vessels, &c., with which it is indispensable to be acquainted before performing operations. *Comparative Anatomy* is the comparative study of each organ, with a view to an acquaintance with the modifications of its structure in different animals or in the different classes of animals. *Transcendental* or *Philosophical Anatomy* inquires into the mode, plan, or model upon which the animal frame or organs are formed; and *Artificial Anatomy* is the art of modelling and representing in wax or other substance, the different organs or different parts of the human body, in the sound or diseased state. *Phytotomy* is the anatomy of vegetables.

ANATOMY, ARTIFICIAL, see *Anatomy*—a. *Comparative*, see *Anatomy*, *Zootomy*—a. *Descriptive*, see *Anatomy*—a. *Forensic*, see *Anatomy*—a. *General*, see *Anatomy*—a. *Human*, see *Anatomy*—a. of *Man*, see *Anatomy*—a. *Medico-chirurgial*, see *Anatomy*—a. *Morbid*, see *Anatomy*—a. *Pathological*, see *Anatomy*—a. *Philosophical*, see *Anatomy*—a. *Physiological*, see *Anatomy*—a. *Practical*, see *Dissection*—a. *Regional*, see *Anatomy*—a. *Surgical*, see *Anatomy*—a. *Topographical*, see *Anatomy*—a. *Transcendental*, see *Anatomy*—a. *Veterinary*, see *Anatomy*.

ANATON, *Soda*.

ANATREPSIS, *Restauratio*.

ANATRESIS, *Perforation*, *Trepanning*.

ANATRIBE, *Friction*.

ANATRIPSIS, *Friction*.

ANATRIPSOL'OGY, *Anatripsolog'ia*, *Anat'riptom'ia*, from *ανατριψις*, 'friction,' and *λογος*, 'a discourse.' A treatise on friction as a remedy.

ANATRIPTOLOGIA, *Anatripsology*.

ANATRON, *Natrum*, *Soda*.

ANATROPE, from *ανα*, 'upwards,' and *τροπω*, 'I turn.' A *subversion*. A turning or subversion or inverted action of the stomach, characterized by nausea, vomiting, &c.—Galen. We still speak of the stomach turning against any thing.

ANAUDIA, *Catalepsy*, *Mutitas*.

ANAXYRIS, *Rumex acetosa*.

ANAZESIS, *Ebullition*.

ANAZOTURIA, see Urine.

ANCHA, Haunch.

ANCHILOPS, Ægilops.

ANCHORALIS PROCESSUS, Coracoid.

ANCHUSA OFFICINALIS, *Alcea'na, Linnæus Bovis, Buglos'sum sylvestre, Officinale* or *Garden Al'kanet* or *Bugloss*; *Nat. Ord. Boraginæ. Sex. Syst. Pentandria Monogynia. (F.) Buglose.* A native of Great Britain. The herb was formerly esteemed as a cordial in melancholia and hypochondriasis; but it is now rarely used. It is also called *Buglos'sa, Buglos'sum angustifolium majus, B. vulgare majus, B. sativum.*

ANCHUSA TINCTORIA, *Alcea'na spiræria, Dyer's Bugloss, An'dibium, Buglos'sum Tincto'rum, Lithospermum villosum, Dyer's Al'kanet, (F.) Orcanette.* A European plant. The medical properties are equivocal. It is used to give a beautiful red colour to ointments.

ANCHYLOSIS, Ankylosis.

ANCISTRON, Hamulus.

ANCOLIE, Aquilegia vulgaris.

ANCON, Elbow, Olecranon.

ANCONAGRA, Pechyagra.

ANCONÉ, Anconeus.

ANCONÉUS, from *αγκων*, 'the elbow.' A term once applied to every muscle attached to the olecranon. Winslow distinguished four:—the *great, external, internal, and small*; the first three being portions of the same muscle, the *triceps brachialis*. The last has, alone, retained the name. It is the *Anconeus minor* of Winslow, the *Anconeus vel Cubitalis* RIOLANI of Douglass, the *Epicondylo-Cubitalis* of Chaussier, the *Brevis Cubiti*, (F.) *Anconé*, and is situated at the upper and back part of the fore-arm. It arises from the external condyle of the os humeri, and is inserted into the posterior edge of the upper third of the ulna. Its use is to aid in the extension of the fore-arm.

ANCONÉUS EXTERNUS, see *Triceps extensor cubiti*—a. Internus, see *Triceps extensor cubiti*—a. Major, see *Triceps extensor cubiti*.

ANCTERES. *Fibula* or *Clasps*, by which the lips of wounds were formerly kept together.—Celsus, Galen.

ANCTERIASMUS, Infibulation.

ANCUBITUS, *Petrifac'tio*. An affection of the eye, in which there is a sensation as if sand were irritating the organ.

ANCUNNUEN'TÆ. A name formerly given to females during menstruation.

ANCUS, *Ankus*, from *αγκων*, 'the elbow.' One who cannot extend his arms completely.

Also the deformity resulting from a luxation of the humerus or fore-arm.—Hippocrates.

ANCYLE, Ankylosis.

ANCYLOBLEPHARON, Ankyloblepharon.

ANCYLODERE, Torticollis.

ANCYLODERIS, Torticollis.

ANCYLODONTIA, Ankylodontia.

ANCYLOGLOSSIA, Ankyloglossia.

ANCYLOMELE, Ankylomele.

ANCYLOMERISMUS, Ankylomerismus.

ANCYLOSIS, Ankylosis.

ANCYLOTOMUS, Ankylotomus.

ANCYRA, Hook.

ANCYROID CAVITY, Digital cavity.

ANCYROIDES PROCESSUS, Coracoid.

ANDA. A tree of Brazil;—*Anda Gome'sii, Joanne'sia princeps. Nat. Ord. Euphorbiacæ. Sex. Syst. Monœcia Monadelphia.* An oil is

obtained from the seeds by pressure, 50 to 60 drops of which act as a cathartic. The fruit is an oval nut, containing two seeds. These have the taste of the chestnut; but are strongly cathartic, and even emetic. The shell is astringent, and used as such in diarrhoea, &c.

ANDELY, MINERAL WATERS OF. Andely is in France, near Gysore, and eight leagues from Rouen. The water is cold, and a weak chalybeate. It is used in chlorosis and abdominal obstructions.

ANDERSON'S PILLS, *Pilulæ Aloes et Jalapæ.*

ANDIRA INERMIS, *Geoffræa inermis*—a. Surinamensis, *Geoffræa Surinamensis.*

ANDRACHAHARA, *Sempervivum tectorum.*

ANDRACHNE, *Arbutus unedo, Portulaca.*

ANDRANATOMIA, *Andranat'omê, Androtom'ia, Androt'omê, Anthropot'omy*, from *ανθρω*; genitive *ανθρω*, 'a man,' and *τεμνειν*, 'to cut.' The anatomy of man.

ANDRIA. Adult age, Manhood.

ANDRI'A MU'LIER, *Mu'lier Hermaphrodit'ica.* A female hermaphrodite.

ANDROGENIA, from *ανρη*, 'man,' and *γενεσις*, 'generation.' The procreation of males.—Hippocrates.

ANDROG'YNUS, from *ανρη*, 'a man,' and *γυνη*, 'a woman.' An hermaphrodite. An effeminate person.—Hippocrates.

ANDROLEPSIA, Conception.

ANDROMANIA, Nymphomania.

ANDROMEDA ARBOREA, *Sorrel Tree, Sour Tree, Sour Wood, Elk Tree, Elk Wood, Sorrel Wood, Sour Leaf, (F.) Andromédier.* A small indigenous tree; *Nat. Ord. Ericææ, Sex. Syst. Decandria Monogynia*; found in the Alleghany Mountains and the hills and valleys diverging from them, as far as the southern limits of Georgia and Alabama; but seldom north of Virginia. The leaves are refrigerant and astringent, and have been used to make a kind of lemonade, which has been given in fevers.

ANDROM'EDA MARIA'NA, *Broad-leaved Moorwort.* A decoction of this American plant is said to have been successfully employed as a wash, in a disagreeable affection,—not uncommon amongst the slaves in the southern parts of the United States,—called the *Toe Itch*, and *Ground Itch*.—Barton.

ANDROPOGON SCHENANTHUS, *Juncus odoratus*—a. *Nardus, Calamus Alexandrinus, Nardus Indica.*

ANDROSACE, *Umbilicus marinus*—a. *Matthioli, Umbilicus marinus.*

ANDROSÆMUM, *Hypericum perforatum.*

ANDROTOMIA, Andranatomia.

ANDRUM. An East India word, Latinized by Kæmpfer, signifying a kind of elephantiasis of the scrotum, endemic in southern Asia.

ANÆANTISSEMENT (F.), *Vir'ium extinctio*. This word is often employed hyperbolically, by patients in France, to signify excessive fatigue, debility or syncope.

ANEBIUM, *Anchusa tinctoria.*

ANEBUS, *Impuber.*

ANECPYETUS, from *αν*, for *ανεω*, 'without,' and *πυευω*, 'I promote suppuration.' That which does not suppurate, or is not likely to suppurate.

ANEGERTICE, from *ανεγειρω*, 'I awaken.' The art of resuscitating the apparently dead.

ANEMILEMA, *Anemil' sis*, from ἀνείλεσθαι, 'to be rolled upwards.' Applied particularly to the motion of air in the intestines and the tormina accompanying it.—Hippocrates.

ANEMILESIS, *Anemilema*.

ANEMIA, *Anæmia*.

ANEMONE. The *Wind Flower*: from ἀνεμος, 'the wind,' because it does not open its flowers till blown upon by the wind.

ANÉMONE DES BOIS, *Anemone nemorosa*.

ANEMOÑE HEPAT'ICA, *Hepatica nobilis*, *Herba Trinitatis*, *Hepatica* or *Herb Trinity*, *Hepaticus Flos*, *Trifolium Hepaticum*, *Anem'ony*. The plant is a mild astringent and tonic. Dose ʒj of the powder. It may be given in infusion.

ANEMOÑE NEMOROSA, *Ranunculus albus*, *Wood anemony*, (F.) *Anémone des bois*. The herb and flowers are poisonous, acrid, and corrosive. They have been used as rubefacients.

ANEMOÑE PRATEN'SIS, *Pulsatilla nigricans*. This plant has similar properties with the last. It is also called *Meadow Anemony*, (F.) *Pulsatille noire*, *P. des prés*.

ANEMOÑE PULSATILL'LA, *Pulsatilla vulgaris*, *Herba ventis*, *Nola culina'ria*, *Pasque flower*, (F.) *Coquelourde*, possesses like properties.

ANEMONY, *Anemone hepatica*—a. *Meadow*, *Anemone pratensis*—a. *Wood*, *Anemone nemorosa*.

ANEMOS, *Wind*.

ANENCEPHALIA, see *Anencephalus*.

ANENCEPHALOTROPHIE, from ἀν private; ἐγκεφαλος, 'the encephalon,' and τροφή, 'nourishment.' Atrophy of the encephalon.

ANENCEPHALUS, from a privative, and ἐγκεφαλος, 'brain.' A monster devoid of brain.—Bonetus. G. St. Hilaire. Also one that has a part only of the brain;—*Paracephalus*. The condition has been called *Anencephalia*. A weak, silly person.—Hippocrates.

ANENERGESIA, *Debility*.

ANENERGIA, *Debility*.

ANENTERONERVA, *Colic*.

ANEPISCHEMIS, *Incontinentia*,

ANEPITHYMIA, from α priv., and ἐπιθυμία, 'desire.' Many nosologists have used this word for a loss of the appetites, as of those of hunger, thirst, venery, &c.

ANEPITHYMIA CHLOROSIS, *Chlorosis*.

ANER, ἀνρ, genitive ἀνρσος. A man.

ANERETHISIA, *Irritabil'itas*, from a priv., and ἐρεθισις, 'irritability.' Defect of irritability.—Swediaur.

ANESIS, *Remission*.

ANESTHÉSIE, *Anæsthesia*.

ANESTHÉSIE EXTATIQUE. The aggregate of phenomena of impaired feeling produced especially by the manipulations of the animal magnetizer.—Andral.

ANESTHETIC, *Anæsthetic*.

ANESTHÉTIQUE, *Anæsthetic*.

ANESON, *Anethum*.

ANESUM, *Pimpinella anisum*.

ANET, *Anethum*.

ANETH, *Anethum graveolens*.

ANETHUM, *An' son*, *An' thon*, *An' thum*, *Feniculum*, *Feniculum*, *F. vulg' r'e*, *F. Dulce*, *Ligusticum feniculum*, *Fan' culum*, *Fennel* or *Fenckle*, *Mar' athrum*, *Anet*, *Sweet Fennel*, (F.) *Fenouil* or *Anis doux*. *Nat. Ord.* Umbelliferae. *Sex. Syst.* Pentandria Dignya. The seeds, *Feniculum*, (Ph. U. S.) have an aromatic odour,

and warm sweetish taste. They are carminative. The oil—*Oleum Feniculi*—is official in the Ph. U. S. The root is said to be pectoral and diuretic.

ANETHUM FENICULUM, *Anethum*.

ANETHUM GRAVEOLENS, *Anethum*, *A. hortensè*, *Dill*, (F.) *Aneth*, *Fenouil puant*. A native of the south of Europe. The seeds are stimulant and carminative. Dose, gr. xv to ʒj.

Oleum Anethi, *Oil of Dill*, (F.) *Huile d'Aneth*, possesses the carminative properties of the plant.

ANETICUS, *Anodyne*.

ANETON, *Anethum*.

ANETUS, *Intermittent fever*—a. *Quartanus*, *Quartan*—a. *Quotidianus*, *Quotidian*—a. *Tertianus*, *Tertian fever*.

ANEURISM, *Aneurys'ma*, *Aneurys'mus*, *Aneurys'ma*, *Cedma*, from ἀνευρυσσιν, 'to dilate or distend.' *Dilatatio Arteriarum*, *Ectasia*, *Emboris'ma*, *Exang'ia aneurys'ma*, *Arterieurys'ma*, *Artereurys'ma*, *Hamatoec'le arterio'sa*, *Abscessus spirituosus*, *Arteriec'tasis*, (F.) *Anévrysmé*, *Aneurysme*. Properly, *Aneurism* signifies a tumour, produced by the dilatation of an artery; but it has been extended to various lesions of arteries, as well as to dilatations of the heart.

There are various kinds of aneurism. The following are the chief.

I. When the blood, which forms the tumour, is enclosed within the dilated coats of the artery. This is the *true aneurism*, *Aneurys'ma verum*, *Hernia Arteriarum*, (F.) *Anévrysmé vrai*.

II. When the blood has escaped from the opened artery, it is called *spurious* or *false aneurism*, *Aneurys'ma spurium*, *Ruptu'ra Arteriae*, *Arteriorrhæ'is*, *Arteriodial'ysis*, *Echymoma arterio'sum*, (F.) *Anévrysmé faux*. The latter is divided into three varieties.

1. The *diffused false aneurism*, (F.) *Anévrysmé faux*, *primitif*, *diffus*, *non circonscrit* ou *par infiltration*, which occurs immediately after the division or rupture of an artery, and consists of an extravasation of blood into the cellular texture of the part.

2. The *circumscribed false aneurism*, (F.) *A. faux circonscrit*, *circconscrit* ou *par épanchement*, *enkysté* ou *sacciforme*, *tumeur hémorrhagiale circonscrite*, in which the blood issues from the vessel some time after the receipt of the wound, and forms itself a sac in the neighbouring cellular membrane.

3. The *Aneurism by Anastomosis*, or *Varicose Aneurism*, *Phlebarteriodial'ysis*, *Aneurys'ma veno'so-arterio'sum*, *A. vario'sum*, (F.) *Anévrysmé par anastomose* ou *variqueux*, *A. por érosion*, *A. de POTR*, *A. des plus petites artères*, which arises from the simultaneous wounding of an artery and vein;—the arterial blood passing into the vein, and producing a varicose state of it.

III. *Mixed Aneurism*, (F.) *Anévrysmé mixte*, is that which arises from the dilatation of one or two of the coats, with division or rupture of the other. Some authors have made two varieties of this.

1. *Mixed external Aneurism*, where the internal and middle coats are ruptured, and the cellular is dilated.

2. *Mixed internal Aneurism*, in which the internal coat is dilated, and protrudes, like a hernial sac, through the ruptured middle and outer coats. This variety has been called *Aneurys'ma Herniam Arteriae sistens*.

Aneurisms have been likewise termed *traumatic* and *spontaneous*, according as they may have been caused by a wound, or have originated spontaneously. They have also been divided into *internal* and *external*.

The *internal aneurisms* are situate in the great splanchnic cavities, and occur in the heart and great vessels of the chest, abdomen, &c. Their diagnosis is difficult, and they are often inaccessible to surgical treatment.

The *external aneurisms* are situate at the exterior of the head, neck, and limbs, and are distinctly pulsatory.

Aneurisms, especially the internal, may be combated by a debilitating treatment, on the plan of Valsalva, which consists in repeated blood-letting, with food enough merely to support life. In external aneurism, the artery can be obliterated. This is usually done by applying a ligature above the aneurismal tumour.

ANEURISM, DISSECTING, is one in which, owing to rupture of the inner and middle coats of an artery, the blood makes itself a channel between these coats and the outer coat.

In many cases, the lesion appears to consist in a separation of the lamina of the middle coat, between which the blood forms itself a channel.

ANEURISMS OF THE HEART, *Cardion'chi*, *Cardiourys'ma*, (F.) *Anévrysmes du cœur*, have been divided into *active* and *passive*. The former can scarcely be esteemed aneurisms, as they most commonly consist of increased thickness of the parietes of the heart, which diminishes its cavity instead of increasing it. The term *Hypertrophy of the heart*, (q. v.) better indicates their character. *Passive aneurism*, *Cardiectasis*, on the contrary, is attended with extension of the parietes of the organ, and enlargement of the cavities. The physical signs of *dilatation of the heart* are the following:—The action of the heart is not visible, and no impulse is conveyed to the hand. On percussion, there is a loss of resonance over a larger surface than usual, but the dulness is much less intense than that which accompanies hypertrophy. On auscultation, the action of the heart is only slightly felt, and communicates at once the impression of its diminished power. The impulse is feebler than usual. Both sounds are widely transmitted over the thorax, and are not much fainter at a distance from their point of origin.

Partial or true aneurism of the heart—*Cardiectasis partialis*, *Aneurys'ma consecutivum cordis*, is sometimes seen,—rarely, however.

The name *Aneurism of the Valves of the heart* has been given to pouch-like projections of the valves into the auricles.

ANEURISM BY ANASTOMOSIS, see Aneurism—a. External, see Aneurism—a. False, see Aneurism—a. False, circumscribed, see Aneurism—a. False, diffused, see Aneurism—a. Internal, see Aneurism—a. Mixed, see Aneurism—a. Mixed, external, see Aneurism—a. Mixed, internal, see Aneurism—a. Spontaneous, see Aneurism—a. Spurious, see Aneurism—a. Traumatic, see Aneurism—a. True, see Aneurism—a. Varicose, see Aneurism.

ANEURISMAL, *Aneurys'mal*, *Aneurismatic*, *Aneurysmaticus*, *Aneurismal'is*. That which belongs to Aneurism.

ANEURISMAL SAC OF CYST, (F.) *Sac ou Kyste anévrysmal*, is a sort of pouch, formed by the

dilatation of the coats of an artery, in which the blood, forming the aneurismal tumour, is contained.

ANEURISMATIC, Aneurismal.

ANEURYSM, Aneurism.

ANEURYSMA, Aneurism—a. Herniam arteriæ sistens, see Aneurism—a. Spurium, see Aneurism—a. Varicosum, see Aneurism—a. Venoso-arteriosum, see Aneurism—a. Verum, see Aneurism.

ANEURYSME, Aneurism.

ANEURYSMUS, Aneurism, Dilatation.

ANÉVRYSM, Aneurism—a. *de l'Aorte*, *Aorteurys'ma*—a. *Circonscrit*, see Aneurism—a. *de Pott*, see Aneurism—a. *des Plus petites artères*, see Aneurism—a. *Diffus*, see Aneurism—a. *Enkysté*, see Aneurism—a. *Faux*, see Aneurism—a. *Faux consécutif*, see Aneurism—a. *Mixte*, see Aneurism—a. *par Anastomose*, see Aneurism—a. *par Épanchement*, see Aneurism—a. *par Érosion*, see Aneurism—a. *par Infiltration*, see Aneurism—a. *Primitif*, see Aneurism—a. *Sacciforme*, see Aneurism—a. *Variqueux*, see Aneurism—a. *Vrai*, see Aneurism.

ANFION, Maslach.

ANFRAC'TUOSITES CÉRÉBRALES, Anfractuosities, cerebral—a. *Ethmoïdales*, see Anfractuosities.

ANFRAC'TUOSITY, *Anfractus*, *Gyrus*, from *am*, 'around,' and *frangere*, *fractum*, 'to break.' A groove or furrow. Used in anatomy to signify sinuous depressions or *sulci*, of greater or less depth, like those which separate the convolutions of the brain from each other. These

ANFRAC'TUOSITIES, CEREBRAL, *Anfractus Cerebri*, *Gyri Cerebri*, *Intestin'ula Cerebri*, (F.) *Anfractuosités Cérébrales*, are always narrow, and deeper at the upper surface of the brain than at its base; and are lined by a prolongation of the pia mater.

The Ethmoid Cells are, sometimes, called *Anfractuosités ethmoïdales*.

ANFRAC'TUS, Anfractuosities—a. *Cerebri*, Anfractuosities (cerebral.)

ANGECTASIA, Angiectasis.

ANGEIAL, Vascular.

ANGIECTASIA, Angiectasis.

ANGIECTASIS, Angiectasis.

ANGIEOGRAPHY, *Angiography*, *Angiograph'ia*, from *αγγειον*, 'a vessel,' and *γραφη*, 'a description.' The anatomy of the vessels.

ANGIEOHYDROGRAPHY, *Angiohydrography*, *Angieandrog'raphy*, *Angieohydrograph'ia*, *Hydrangiograph'ia*, from *αγγειον*, 'a vessel,' *υδωρ*, 'water,' and *γραφω*, 'I describe.' A treatise on the lymphatics.

ANGIEOHYDROT'OMY, *Angiohydro'tomy*, *Angieandrot'omy*, *Angieohydro'tomia*, *Hydrangioto'mia*, from *αγγειον*, 'a vessel,' *υδωρ*, 'water,' and *τεμνειν*, 'to cut.' Dissection of the lymphatics.

ANGIEOLEUCI'TIS, *Angioleuc'itis*, *Lymphang'e'itis*, *Lymphang'itis*, *Lymphangio'tis*, *Hydrang'e'itis*, *Lymphh'itis*, *Lymphhiati'tis*, *Inflammatio vasorum lymphaticorum*, from *αγγειον*, 'a vessel,' *λευκος*, 'white,' and *itis*, inflammation. (F.) *Inflammation des vaisseaux lymphatiques ou des tissus blancs*. Inflammation of the lymphatics: lymphatic or scrofulous inflammation.

ANGIEOL'OGY, *Angiol'ogy*, *Angieolog'ia*, from *αγγειον*, 'a vessel,' and *λογος*, 'a discourse.'

A discourse on the vessels. The anatomy of the vessels. It includes *Arteriology, Phlebotomy, and Angeiohydrology.*

ANGEIOMALACIA, *Angiomalacia*; from *αγγειον*, 'a vessel,' and *μαλακία*, 'softening.' Mollescence or softening of vessels.

ANGEIOMYCES, *Hæmatodes fungus.*

ANGEION, *Vessel.*

ANGEIONDROGRAPHY, *Angeiohydrography.*

ANGEIONDROTOMY, *Angeiohydrootomy.*

ANGEIONOSUS, *Angeiopathia.*

ANGEIONUSUS, *Angeiopathia.*

ANGEIOPATHIA, *Angiopathia, Angeionosus, Angeionus, Angiosis*, from *αγγειον*, 'a vessel,' and *παθος*, 'a disease.' Disease of the vessels.

ANGEIOPLEROSIS, *Plethora.*

ANGEIOPYRA, *Synocha.*

ANGEIORRHAGIA, *Hæmorrhagia activa.*

ANGEIORRHŒA, (F.) *Angeiorrhœe*; from *αγγειον*, 'a vessel,' and *ρεω*, 'I flow.' Passive hæmorrhage.

ANGEIOSIS, *Angiosis.*

ANGEIOSTEGNOSIS, *Angiemphraxis.*

ANGEIOSTENOSIS, *Angiemphraxis.*

ANGEIOSTEO'SIS, *Angiostosis*, from *αγγειον*, 'a vessel,' and *οσσεισις*, 'ossification.' Ossification of vessels.

ANGEIOTROPHE, see *Torsion.*

ANGEIOTELECTASIA, *Telangiectasia.*

ANGEIOT'OMY, *Angiotomy, Angeiotomia*, from *αγγειον*, 'a vessel,' and *τεμνειν*, 'to cut.' Dissection of the vessels.

ANGI'TIS, *Angiitis, Angioitis, Inflammatio vasorum, (F.) Angéite.* Inflammation of vessels in general.

ANGELICA, *Angelica Archangelica, A. Hispana, Garden Angelica, (F.) Angélique, Racine de Saint Esprit.* So called from its supposed angelic virtues. *Nat. Ord. Umbelliferae. Sex. Syst. Pentandria Digynia.* Native of Lapland. The roots, stalk, leaves, and seed are aromatic and carminative. A sweetmeat is made of the root, which is agreeable.

ANGELICA ATROPURPUREA, *Angelica* (Ph. U. S.), *Masterwort.* An indigenous species, growing over the whole of the United States, and admitted into the secondary list of the Pharmacopœia of the United States. Virtues, same as those of the Angelica of Europe.

ANGELICA SYLVESTRIS, *A. sativa, Wild Angelica, (F.) Angélique sauvage.* Possesses similar properties to the last, but in an inferior degree. The seeds, powdered and put into the hair, are used to destroy lice.

ANGELICA SYLVESTRIS, *Ligusticum podagraria*—a. Tree, *Aralia spinosa.*

ANGELINÆ CORTEX. The bark of a Grenada tree, which has been recommended as anthelmintic and cathartic.

ANGÉLIQUE, *Angelica—a. Sauvage, Angelica sylvestris.*

ANGELOCACOS, *Myrobalanus.*

ANGEMPHRAXIS, *Angiemphraxis.*

ANGIDICTASIA, *Trichangiectasia.*

ANGIDIOSPONGUS, *Hæmatodes fungus.*

ANGIEMPHRAXIS, *Angiemphraxis, Angiostenosis, Angiostegno'sis*, from *αγγειον*, 'a vessel,' and *εμψραξις*, 'obstruction.' Obstruction of vessels.

ANGIECTASIA VENOSA, *Varix.*

ANGIECTASIS, *Angiectasia, Angecta'sia,*

Angieury'sma, from *αγγειον*, 'a vessel,' and *εκτασις*, 'dilatation.' Any dilatation of vessels.

—Græfe and Alibert. — *Telangiectasia, (q. v.)*

ANGIEURYSMA, *Angiectasis.*

ANGIITE, *Inflammation, Angieitis.*

ANGIITIS, *Angieitis.*

ANGINA, *Febri's Angino'sa, Isthmitis, Quinsy or Sore Throat; from angere, 'to suffocate.'* Inflammation of the supra-diaphragmatic portion of the alimentary canal, and of the air passages. The Latin writers applied the term to every disease in which deglutition or respiration, separately or united, was effected, provided that such affection was above the stomach and lungs.—Boerhaave speaks of the angina of the moribund, which is nothing more than the dysphagia or difficult deglutition preceding death. See *Cynanche.*

ANGINA APHTHOSA, *Aphtha*—a. *Aquosa, Œdema of the glottis*—a. *Bronchialis, Bronchitis*—a. *Canina, Cynanche trachealis*—a. *Cordis, Angina pectoris*—a. *cum Tumore, Cynanche tonsillaris*—a. *Epidemica, Cynanche maligna*—a. *Epiglottidea, Epiglottitis*—a. *Erysipelatosa, Erythrance*—a. *Exudatoria, Cynanche trachealis*—a. *Externa, Cynanche parotidea*—a. *Faucium, Isthmitis*—a. *Faucium Maligna, Cynanche maligna*—a. *Gangrænosa, Cynanche maligna*—a. *Humida, Cynanche trachealis*—a. *Inflammatoria, Cynanche, Cynanche trachealis*—a. *Laryngea, Laryngitis*—a. *Laryngea Œdematosa, Œdema of the glottis*—a. *Lingularia, Glossitis*—a. *Maligna, Angina pellicularis, Cynanche maligna, Pharyngitis, diphtheritic*—a. *Maxillaris, Cynanche parotidea*—a. *Membranacea, Cynanche trachealis*—a. *Mitis, Isthmitis.*

ANGINA NASALIS, *Nasitis postica.* An inflammation of the posterior portion of the Schneiderian membrane lining the nose. Also, *Coryza, (q. v.)*

ANGINA ŒDEMATOSA, (F.) *Angine adematose, Œdème de la Glotte.* An œdematous swelling of the glottis; the effect of chronic cynanche laryngea. See *Œdema of the Glottis.*

ANGINA PALATINA, *Hyperoitis*—a. *Paralytica, Pharyngoplegia*—a. *Parotidea Externa, Cynanche parotidea.*

ANGINA PECTORIS, *A. cordis, Sternalgia, Asthma spasmodico-artirritivum incon'stans, Asthma diaphragmaticum, Arthritis diaphragmatica, Orthopnœa cardi'aca, Sternodyn'ia syncop'tica et pal'pitans, S. syncopa'lis, Cardiog'mus cordis sinis'tri, Astheni'a pectora'lis, Angor pectoris, Stenocardia, Diaphragmatic gout, Asthma convulsi'vum, Asthma artirritivum, Cardioneuralgia, Neuralgia brachiothorac'ica, Hyperæsthesia plexus cardi'aci, A. dolorificum, Syn'cope angino'sa seu angens, Cardiod'ynæ spasmodica intermit'tens, Pnigoph'bia, Prunel'la, Suspirium cardi'acum, Pneumonal'gia, Suffocative Breast-pang, (F.) Angine de Poitrine, Névrose du Cœur.* A disease, the precise pathology of which is not known. The principal symptoms are, violent pain about the sternum, extending towards the arms; anxiety, dyspnœa, and sense of suffocation. It is an affection of great danger, and is often connected with ossification, or other morbid affection of the heart. It appears to be neuropathic, and has been termed *Neuralgia of the Heart.* Some, however, employ this last term for an acutely painful intermittent affection of the heart,

which seems to differ from angina pectoris more in regard to the small number of parts which are drawn into morbid consent with the affected cardiac nerves, than in regard either to its nature or appropriate treatment. The most powerful stimulating and narcotic antispasmodics are required during the paroxysm.

ANGINA PELLICULÆRIS, *A. maligna*, *Diphtheritis* (q. v.) of the throat. A name given to those inflammations about the throat, in which exudations or false membranes are thrown out, during the phlogosis of the mucous membranes. *Aphthæ*, *Tracheitis*, when accompanied with the membraniform exudation, are, with some, examples of diphtheritic inflammation.

ANGINA PERNICIOSA, *Cynanche trachealis*—a. Pestilentialis, *Pharyngitis*, *diphtheritic*—a. *Polyposa*, *Cynanche trachealis*—a. *Polyposa seu membranacea*, *Cynanche trachealis*—a. *Pseudo-membranosa*, *Pharyngitis*, *diphtheritic*—a. *Pulposa*, *Cynanche trachealis*—a. *Sanguinea*, *Cynanche tonsillarum*.

ANGINA SICCA, (F.) *Angine sèche*, is a chronic inflammation of the pharynx, with a distressing sense of dryness and heat, in chronic diseases of the stomach and lungs. See *Pandachone*.

ANGINA SIMPLEX, *Isthmitis*.

ANGINA SQUIRROSA, (F.) *Angine squarreuse*, consists in difficulty of deglutition, caused by scirrhus disorganization of the pharynx or œsophagus, or by enlarged tonsils.

ANGINA STRANGULATORIA, *Cynanche trachealis*—a. *Strepitosa*, *Cynanche trachealis*—a. *Suffocatoria*, *Cynanche trachealis*—a. *Synochalis*, *Cynanche tonsillarum*—a. *Thyreoidæ*, *Thyreoiditis*—a. *Tonsillarum*, *Cynanche tonsillarum*—a. *Trachealis*, *Cynanche trachealis*—a. *Ulcerosa*, *Cynanche maligna*—a. *Uvularis*, *Staphyloedema*, *Uvulitis*—a. *Vera et Legitima*, *Cynanche tonsillarum*.

ANGINE GUTTURALE, *Cynanche tonsillarum*—a. *Laryngée*, *Laryngitis*—a. *Laryngée et tracheale*, *Cynanche trachealis*—a. *Laryngée œdémateuse*, *Œdema of the glottis*—a. *Œsophagienne*, *Œsophagitis*—a. *Pharyngée*, *Cynanche parotidæ*—a. *de Poitrine*, *Angina pectoris*—a. *Sèche*, *Angina sicca*—a. *Simple*, *Isthmitis*—a. *Squarreuse*, *Angina Squirrosa*—a. *Tonsillaire*, *Cynanche tonsillarum*.

ANGINEUX, *Anginosa*.

ANGINOÏSA, (F.) *Angineux*. That which is accompanied with angina; as *Scarlatina anginosa*.

ANGIOCARDITIS, from *αγγειον*, 'a vessel,' and *carditis*, 'inflammation of the heart.' Inflammation of the heart and great vessels.

ANGIOGRAPHY, *Angiography*.

ANGIOHEMIE, *Hyperæmia*.

ANGIOHYDROGRAPHY, *Angiohydrography*.

ANGIOHYDROTOMY, *Angiohydrotomy*.

ANGIOITIS, *Angeitis*.

ANGIOLEUCITIS, *Angioloecitis*.

ANGIOLOGY, *Angiology*.

ANGIOMALACIA, *Angiomalacia*.

ANGIOMYCES, *Hæmatodes fungus*.

ANGIONOSUS, *Angiopathia*.

ANGIONUSUS, *Angiopathia*.

ANGIOPATHIA, *Angiopathia*.

ANGIOPLEROSIS, *Plethora*.

ANGIOPYRA, *Synocha*.

ANGIOÏSIS, from *αγγειον*, 'a vessel.' An-

geio'sis, *Angiopathia*, (q. v.) Under this term Alibert includes every disease of the blood vessels.

ANGIOSTEGNOSIS, *Angiempbraxis*.

ANGIOSTENOSIS, *Angiempbraxis*.

ANGIOSTOSIS, *Angiostosis*.

ANGIOSTROPHE, See *Torsion*.

ANGIOTELECTASIA, *Telangiectasia*.

ANGIOTENIC, *Angioteu'nic*, *Angioteu'nicus* seu *Angioteu'nicus*, from *αγγειον*, 'a vessel,' and *τενειν*, 'to extend.' An epithet given to inflammatory fever, owing to its action seeming to be chiefly exerted on the vascular system.

ANGIOTOMY, *Angiectomy*.

ANGLE, *Α'γκυλιος*, from *αγκυλος*, 'a hook.' The space between two lines which meet in a point.

ANGLE, FA'CIAL, pointed out by Camper, is formed by the union of two lines, one of which is drawn from the most prominent part of the forehead to the alveolar edge of the upper jaw, opposite the incisor teeth, and the other from the meatus auditorius externus to the same point of the jaw. According to the size of the angle it has been attempted to appreciate the respective proportions of the cranium and face, and, to a certain extent, the degree of intelligence of individuals and of animals. In the white varieties of the species, this angle is generally 80°; in the negro not more than 70°, and sometimes only 65°. As we descend the scale of animals, the angle becomes less and less; until, in fishes, it nearly or entirely disappears. Animals which have the snout long, and facial angle small, such as the snipe, crane, stork, &c., are proverbially foolish, at least they are so esteemed; whilst intelligence is ascribed to those in which the angle is more largely developed, as the elephant and the owl. In these last animals, however, the large facial angle is caused by the size of the frontal sinuses:—so that this mode of appreciating the size of the brain is very inexact, and cannot be depended upon.

The following is a table of the angle in man and certain animals:

FACIAL ANGLES.	
Man	from 65° to 85°
Sapajou	65
Orang-Utang	56 to 53
Guenon	57
Mandrill	30 to 42
Coati	23
Pole-cat	31
Pug-dog	35
Mastiff	41
Hare	30
Ram	30
Horse	23

ANGLE, OCCIPITAL, OF DAUBENTON, is formed by a line drawn from the posterior margin of the foramen magnum to the inferior margin of the orbit, and another drawn from the top of the head to the space between the occipital condyles. In man, these condyles, as well as the foramen magnum, are so situate, that a line drawn perpendicular to them would be a continuation of the spine; but in animals they are placed more or less obliquely; and the perpendicular is necessarily thrown farther forward, and the angle rendered more acute.

ANGLE, OPTIC, (F.) *Angle optique*, is the angle formed by two lines, which shav the extremities of an object, and meet at the centre of the pupil.

ANGOISSE, Angor.

ANGOLAM. A very tall Malabar tree, which possesses vermifuge properties.

AN'GONE, *Praefocatio Fau'cium seu Uteri-na seu Matri'cis, Strangula'tio uteri'na, Suffoca'tio uteri'na seu hyster'ica, Globus hyster'icus, Orthopna'e hyster'ica, Dyspha'gia globosa, D. hyster'ica, Nervous Quinsey.* A feeling of strangulation, with dread of suffocation. It is common in hysterical females, and is accompanied with a sensation as if a ball arose from the abdomen to the throat.

ANGOR, *Anguish, (F.) Angoisse.* Extreme anxiety, accompanied with painful constriction at the epigastrium, and often with palpitation and oppression. It is frequently an unfavourable symptom.

ANGOR, Agony, Orthopnoea—a. Fancium, Isthmitis—a. Pectoris, Angina pectoris.

ANGOS, Bubo, Uterus, Vessel.

ANGOURION, Cucumis sativus.

ANGUIS, Serpent.

ANGUISH, Angor.

ANGUISH, FEBRILE, *Angor Febrilis.* The combination of weariness, pain, anxiety, and weakness affecting the head and neck, which is so generally observed at the commencement of fever.

ANGULAIRE DE L'OMOPLATE, Levator scapulae.

ANGULAR, *Angularis, from angulus; 'an angle,' (F.) Angulaire.* That which relates to an angle.

ANGULAR ARTERY AND VEIN. A name given, 1. to the termination of the facial artery and vein, because they pass by the greater angle of the eye; and, 2. to the facial artery and vein themselves, because they pass under the angle of the jaw. See Facial.

ANGULAR NERVE is a filament furnished by the inferior maxillary, which passes near the greater angle of the eye.

ANGULAR PROCESSES of the frontal bone are seated near the angles of the eyes. See Orbital.

ANGULARIS, Levator scapulae.

ANGULI-SCAPULO-HUMERAL, Teres major.

ANGULUS OCULARIS, Canthus.

ANGURIA, Cucurbita citrullus.

ANGUSTATIO, Arcatio—a. Cordis, Systole—a. Intestini recti vel ani, Stricture of the rectum.

ANGUS'TIA, *Angusta'tio, Stenoch'o'ria.* Anxiety, narrowness, strait, constriction.

ANGUSTIA ABDOMINALIS, Pelvis, (Brim)—a. Perinaealis, Pelvis (Outlet.)

ANGUSTURA, Cusparia febrifuga—a. Spuria, Brucea antidysenterica.

ANGUSTURE, FAUSSE, Brucea antidysenterica—a. *Ferruginosè,* Brucea antidysenterica—a. *Vraie,* Cusparia febrifuga.

ANHEMATOSIA, Asphyxia, Anæmia.

ANHEMIA, Anæmia.

ANHAPHIA, Anaphia.

ANHELATIO, from *anhalo, 'I pant.'* *Anhelitus, Aas'mus, Panting, Anhelation, (F.) Essoufflement.* Short and rapid breathing. See Dyspnoea.

Anhelatio is sometimes employed synonymously with asthma.

ANHELITUS, Breath.

ANHISTOUS, from *α, av, privative,* and *ἱστος, 'organic texture,' anorganic.' Amor-*

phus. The tunica decidua uteri is termed by Velpeau the *anhistous membrane.*

ANHUIBA, Laurus sassaparilla.

ANICE'TON, *Anice'tum, Mesi'dium,* from *α, privative,* and *νικη, 'victory,' 'invincible.'* A plaster much extolled by the ancients in cases of achores. It was formed of litharge, cerusse, thus, alum, turpentine, white pepper, and oil.

ANI'DEUS, from *av, privative,* and *ειδος, 'shape.'* *Amorphus.* A monster devoid of shape.—J. G. St. Hilaire.

ANIDRO'SIS, from *α, privative,* and *ιδρω, 'sweat.'* *Sudor'is nullitas vel privatio.* Absence of sweat. Deficiency of perspiration.—Hippocrates.

ANILEMA, Borborygmus, Tormina.

ANILESIS, Borborygmus, Tormina.

ANILITAS, see Dementia.

AN'IMA, *An'imus, Mens, Psychè.* The mind, breath, &c., from *ανημος, 'wind or breath.'* (F.) *Âme.* The principle of the intellectual and moral manifestations. Also, the principle of life—the life of plants being termed *An'ima vegetati'va, (F.) Âme végétative;* that of man, *An'ima sensiti'va, (F.) Âme sensitive.*

The *Anima* of Stahl, *An'ima Stahl'iana,* was a fancied intelligent principle, which he supposed to preside over the phenomena of life,—like the *Archæus* of Van Helmont.

Under the term *Anima mundi,* the ancient philosophers meant a universal Spirit, which they supposed spread over every part of the universe.

The precise seat of the mind in the brain has given rise to many speculations. The point is unsettled.

With the ancient chemists, *Anima* meant the active principle of a drug separated by some chemical management.

ANIMA ALOES: see Aloes—a. Articularum, Hermodactylus—a. Hepatic, Ferri sulphas—a. Pulmonum, Crocus—a. Rhei, Infusum rhei—a. Stahlianæ, see *Anima.*

AN'IMAL, *Zoön, ζωον.* A name given to every animated being. The greater part of animals have the power of locomotion; some can merely execute partial movements, such as contraction and dilatation. In other respects it is often a matter of difficulty to determine what is an animal characteristic. The study of animals is called *Zoöl'ogy.*

AN'IMAL, (adjective,) *Anima'lis.* That which concerns, or belongs to, an animal.

ANIMAL HEAT, *Calor anima'lis, C. nativus, Cal'idium anima'le, C. innatum, Biolychnion, Flam'mula vitalis, Therma em'phytum, Thermum em'phytum, Ignis anima'lis seu natura'lis seu vitalis, (F.) Chaleur animale,* is the caloric constantly formed by the body of a living animal, by virtue of which it preserves nearly the same temperature, whatever may be that of the medium in which it is placed. This formation seems to take place over the whole of the body, and to be connected with the action of nutrition.

The following are the natural temperatures of certain animals; that of man being 98° or 100°.

ANIMALS.	Temperatures.
Arctic Fox.....	107
Arctic Wolf.....	105
Squirrel.....	104
Hare.....	104
Whale.....	104
Arctomys ciliatus, <i>sibir</i> —in summer.....	103

ANIMALS.	Temperature.
Do. when torpid,.....	80 to 84
Goat,.....	103
Bat, in summer,.....	102
Musk,.....	101 or 102
Marmos bobac,— <i>Babac</i> ,.....	101
House mouse,.....	101 or 102
Arctomys marmota, <i>marmot</i> ,—in summer,...	43
Do. when torpid,.....	100 to 104
Rabbit,.....	100
Polar Bear,.....	100 to 103
Dog,.....	100 to 102
Cat,.....	99
Swine,.....	58
Sheep,.....	96
Ox,.....	111
Guinea-pig,.....	110 or 111
Arctomys glis,.....	100
Shrew,.....	109 to 110
Young wolf,.....	109
Fringilla arctica, <i>Arctic finch</i> ,.....	107
Rubecola, <i>redbreast</i> ,.....	107 to 111
Fringilla linaria, <i>lesser red poll</i> ,.....	100
Falco pumbarius, <i>goosawk</i> ,.....	109 to 110
Captiougulus Europæus, <i>European goat-sucker</i> ,.....	109
Emberiza nivialis, <i>snow-bunting</i> ,.....	109
Falco lanarius, <i>lanner</i> ,.....	108
Fringilla carduelis, <i>goldfinch</i> ,.....	108
Corvus corax, <i>raven</i> ,.....	108
Turdus, <i>thrush</i> , (of Ceylon).....	108
Tetrao perdrix, <i>partridge</i> ,.....	108
Anas clypeata, <i>shoveler</i> ,.....	108
Tringa pugnax, <i>ruffe</i> ,.....	108
Scelopax limosa, <i>lesser godwit</i> ,.....	108
Tetrao tetrix, <i>grouse</i> ,.....	108
Fringilla brumalis, <i>winterfinch</i> ,.....	108
Loxia pyrrhula,.....	108
Falco nisus, <i>sparrowhawk</i> ,.....	108
Vultur barbatus,.....	108
Anser pulchricollis,.....	108
Colymbus auritus, <i>dusky grebe</i> ,.....	107
Tringa vanellus, <i>lapwing</i> , (wounded),.....	107
Tetrao lagopus, <i>ptarmigan</i> ,.....	107 to 111
Fringilla domestica, <i>house sparrow</i> ,.....	107 to 111
Strix passerina, <i>little owl</i> ,.....	106
Hæmatopus ostralegus, <i>sea-pie</i> ,.....	106
Anas penelope, <i>widgeon</i> ,.....	106
Anas strepera, <i>gadwall</i> ,.....	106
Pelecanus carbo,.....	106
Falco ossifragus, <i>sea-eagle</i> ,.....	106
Fulica atra, <i>coot</i> ,.....	106
Anas acuta, <i>pinail-duck</i> ,.....	106
Falco nilvus, <i>kite</i> , (wounded),.....	104
Merops apiaster, <i>bee-eater</i> ,.....	103 to 107
Goose,.....	103 to 107
Hen,.....	103 to 107
Dove,.....	103 to 107
Duck,.....	103 to 107
Ardea stellaris,.....	103
Falco albicollis,.....	103
Picus major,.....	89 to 91
Cossus ligniperda,.....	83
Shark,.....	83
Torpedo marmorata,.....	74

ANIMAL KINGDOM, (F.) *Règne Animal*, comprises all animated beings.

ANIMAL MAGNETISM, see Magnetism, animal.

ANIMALCULA SEMINALIA, Spermatozoa—a. Spermatica, Spermatozoa.

ANIMALCULE, *Animalculum*; diminutive of *animal*. A small animal. An animal well seen only by means of the microscope.

ANIMALCULIST, *Animalist*. One who attempts to explain different physiological or pathological phenomena by means of animalcules.

ANIMALCULUM, Animalcule.

ANIMALIST, Animalculist.

ANIMALITY, *Animalitas*. Qualities which distinguish that which is animated. That which constitutes the animal.

ANIMALIZATION, *Animalisatio*. The transformation of the nutritive parts of food into the living substance of the body to be nourished.

To ANIMATE, *Animare*. To unite the

living principle with an organized body. The French use it in the sense of,—to excite or render active; as, *animer un vésicatoire*: to excite a blister to suppurate.

ANIMATIO FETÛS, see Quickening.

ANIMATION, *Zoôsis*, *Animatio*, from *anima*, 'the soul or mind.' The act of animating. The state of being enlivened.

ANIMATION, SUSPENDED, Asphyxia.

ANIMÉ, *Gum animé*, *Aminé'a*, *Can'camy*, *Gummi animé*, *Can'camum*. A resin obtained from the trunk of *Hymenoc' cour'baril*. It has been given as a cephalic and uterine. It is not used. The plant is also called *Cour'baril*.

ANIMÉ, (F.) An epithet applied to the countenance, when florid, in health or disease.

ANIMELLÆ, Parotid.

ANIMI CASUS SUBITUS, Syncope—a. Deliquium, Syncope—a. Pathemata, Passions.

ANIMIST, from *anima*, 'the soul.' One who, following the example of Stahl, refers all the phenomena of the animal economy to the soul.

The soul, according to Stahl, is the immediate and intelligent agent of every movement, and of every material change in the body. Stahl therefore concluded, that disease was nothing more than a disturbance or disorder in the government of the economy, or an effort by which the soul, attentive to every morbid cause, endeavoured to expel whatever might be deranging the habitual order of health.

ANIMUS, Anima, Breath.

ANIS, *Pimpinella anisum*—a. *Aigre*, *Cuminum Cyminum*—a. *de la Chine*, *Illicium anisatum*—a. *Doux*, *Anethum*—a. *Étoilé*, *Illicium anisatum*.

ANISATUM, from *Anisum*, 'Anise.' A sort of medicated wine, formerly prepared with honey, wine of Ascalon, and aniseed.

ANISCALPTOR, *Latissimus dorsi*.

ANISE, *Pimpinella anisum*—a. Star, *Illicium anisatum*, I. *Floridanum*—a. Tree, Florida, *Illicium Floridanum*—a. Tree, yellow-flowered, *Illicium anisatum*.

ANISEED, see *Pimpinella anisum*.

ANISI SEMINA, see *Pimpinella anisum*.

ANISOTHENES, *Inæquali rob'orè pallens*. That which is unequal in strength: from *α*, priv., *ισος*, 'equal,' and *σθένος*, 'strength.' An epithet applied particularly to the muscular contractility, which, in the sick, is sometimes augmented in certain muscles only,—in the flexors, for example.

ANISOT'ACHYS, from *α*, priv., *ισος*, 'equal,' and *ταχυς*, 'quick.' An epithet for the pulse, when quick and unequal.—Gorræus.

ANISUM, *Pimpinella anisum*—a. Africanum frutescens, *Bubon Galbanum*—a. Fruticosum galbaniferum, *Bubon galbanum*—a. Sinense, *Illicium anisatum*—a. Stellatum, *Illicium anisatum*.

ANKLE, *Astragalus*, *Malleolus*.

ANKUS, *Ancus*.

ANKYLOBLEPH'ARON, *Ancylobleph'aron*, *Palpebra'rum coal'itus*, from *αγκυλη*, 'contraction,' and *βλεφαρον*, 'eyelid.' A preternatural union between the free edges of the eyelids. Likewise called *Symbbleph'aron*, *Symbblepharosis*, and *Pros'ophysis*.

Also, union between the eyelids and globe of the eye.—*Aëtius*.

ANKYLODONTIA, from *αγκυλος*, 'crooked,'

and *δους*, 'a tooth.' An irregular position of the teeth in the jaws.

ANKYLOGLOSSIA, *Ancyloglossia*, *Concretio lingua*, from *αγκυλος*, 'crooked,' or 'contracted,' and *γλωσσα*, 'the tongue.' Impeded motion of the tongue in consequence of adhesion between its margins and the gums; or in consequence of the shortness of the frænum: the latter affection constituting *Tongue-tie*, *Olophonia lingua frænata*. It merely requires the frænum to be divided with a pair of scissors.

ANKYLOGLOSSOTOMUM, from *ankyloglossia*, 'tongue-tie,' and *τομη*, 'incision.' An instrument used in the operation for tongue-tie.

ANKYLOMELE, *Ancyloમેle*, from *αγκυλος*, 'crooked,' and *μηλη*, 'a probe.' A curved probe.—Galen.

ANKYLOMERISMUS, *Ancylomerismus*, from *αγκυλη*, 'a contraction,' and *μερος*, 'a part.' Morbid adhesion between parts.

ANKYLOPS, *Ægilops*.

ANKYLOSIS, *Ancylosis*, *Anchylosis*, *Anchylē*, *Stiff Joint*, from *αγκυλος*, 'crooked.' An affection, in which there is great difficulty or even impossibility of moving a diarthrodial articulation. It is so called, because the limb commonly remains in a constant state of flexion. Anchylosis is said to be *complete* or *true*, when there is an intimate adhesion between the synovial surfaces with union of the articular extremities of the bones. In the *incomplete* or *false* ankylosis, there is obscure motion, but the fibrous parts around the joint are more or less stiff and thickened. In the treatment of this last state, the joint must be gently and gradually exercised; and oily, relaxing applications be assiduously employed.

ANKYLOSIS SPURIA, *Rigiditas articularum*.

ANKYLOTOMUS, *Ancylotomus*, from *αγκυλος*, 'crooked,' and *τομειν*, 'to cut.' Any kind of curved knife.—Paulus. An instrument for dividing the frænum lingue.—Sculetus.

ANNEAU, Ring—a. *Crural*, Crural canal—a. *Diaphragmaticus*, Diaphragmatic ring—a. *Femoral*, Crural canal—a. *Inguinal*, Inguinal ring—a. *Ombilical*, Umbilical ring.

ANNEXE, Accessory, Appendix.

ANNI CRITICI, *Climacterici (anni)*—a. *Deceptorii*, *Climacterici (anni)*—a. *Fatales*, *Climacterici (anni)*—a. *Genethliaci*, *Climacterici (anni)*—a. *Gradarii*, *Climacterici (anni)*—a. *Hebdomadici*, *Climacterici (anni)*—a. *Heroici*, *Climacterici (anni)*—a. *Natalitii*, *Climacterici (anni)*—a. *Scalares*, *Climacterici (anni)*—a. *Scansiles*, *Climacterici (anni)*.

ANNOTATIO, *Episma stia*. Under this term some have included the preludes to an attack of intermittent fever—as yawning, stretching, somnolency, chilliness, &c.

ANNOTTO, see *Terra Orleana*.

ANNUAL DISEASES, *Morbi an'nuui*, *M. anniversarii*, (F.) *Maladies annuelles*. A name given, by some, to diseases which recur every year about the same period. *Febris annua*, (F.) *Fièvre annuelle*, is a term used for a fancied intermittent of this type.

ANNUENS, *Rectus capitis internus minor*.

ANNUITIO, *Nodding*, from *ad*, 'to,' and *nutus*, 'a nod.' A gesture denoting assent in most countries. Also, the state of somnolency, when the individual is in the erect or sitting posture, with the head unsupported, in which

the power of volition over the extensor muscles of the head is lost, and the head drops forward.

ANNULAR, *Annularis*, *Cricoides*, (*annus*, 'a circle.') Any thing relating to a ring, or which has the shape or fulfils the functions of a ring; from *annulus*, 'a ring,' itself.

ANNULAR FINGER, *Ring Finger*, *Dig'itus annularis*, *Paramesos*. The fourth finger, so called from the wedding-ring being worn thereon.

ANNULAR GANGLION, see *Ciliary ligament*.

ANNULAR LIGAMENT, *Transverse ligament*, *Crucial ligament*. A strong ligamentous band which arches across the area of the ring of the atlas, from a rough tubercle upon the inner surface of one articular process, to a similar tubercle on the other. It serves to retain the odontoid process of the axis in connexion with the anterior arch of the atlas.

ANNULAR LIGAMENT OF THE RADIUS, is a very strong fibro-cartilaginous band, which forms, with the lesser sigmoid cavity of the cubitus, a kind of ring in which the head of the radius turns with facility.

ANNULAR LIGAMENTS OF THE CARPUS, *Annulæ manus membranosæ*, are two in number.

The one, *anterior*, is a broad, fibrous, quadrilateral band, extending transversely before the carpus, and forming the gutter, made by the wrist, into a canal. It is attached, externally, to the trapezium and scaphoides; and internally to the os pisiforme and process of the ulniforme. It keeps the tendons of the flexor muscles, median nerve, &c., applied against the carpus.

The *posterior* ligament is situate transversely behind the joint of the hand, and covers the sheaths of the tendons, which pass to the back of the hand. Its fibres are white and shining, and are attached, externally, to the inferior and outer part of the radius; internally, to the ulna and os pisiforme.

ANNULAR LIGAMENTS OF THE TARSUS are two in number. The *anterior* is quadrilateral, and extends transversely above the instep. It is attached to the superior depression of the os calcis, and to the malleolus internus. It embraces the tendons of the extensor muscles of the toes, the *tibialis anticus*, and *peroneus anticus*. The *internal* is broader than the last. It descends from the malleolus internus to the posterior and inner part of the os calcis, with which it forms a kind of canal, enclosing the sheaths of the tendons of the *tibialis posticus*, *flexor longus digitorum pedis*, and *F. longus pollicis pedis*, as well as the plantar vessels and nerves.

ANNULAR VEIN, *Vena annularis*, is situate between the annular finger and the little finger. Aëtius recommends it to be opened in diseases of the spleen.

ANNULARIS, *Cricoid*: see *Digitus*—a. *Ani*, *Sphincter ani*.

ANNULI CARTILAGINEI, see *Trachea*—a. *Cartilaginosi Tracheæ*, see *Trachea*.

ANNULI-TENDINO-PHALANGIENS, *Lumbricales manus*.

ANNULUS, *Dactylius*, *Vulva*—a. *Abdominis*, *Inguinal ring*—a. *Albidus*, see *Ciliary (body)*—a. *Cellulosus*, *Ciliary ligament*—a. *Ciliaris*, *Ciliary ligament*—a. *Fossæ ovalis*: see *Ovalis fossa*—a. *Gangliiformis*, see *Ciliary (body)*—a. *Repens*, *Herpes circinatus*—a. *Umbilicalis*, *Umbilical ring*—a. *Ventriculi*, *Pylorus*—a. *Viuessenii*, see *Ovalis fossa*.

ANO, *ανω*. A prefix denoting 'above, up.'
 ANOCHYLUS, from *ανω*, 'above,' and *χελος*,
 'lip.' The upper lip. Also, one who has a
 large upper lip.

ANOCŒLIA, Stomach.

ANO'DIA, from *α*, priv. and *ωδη*, 'song.'
 An unconnected or dissonant mode of speech.

ANODIN, Anodyne.

ANODIN'IA, from *α*, *α*, privative, and *ωδη*,
 'a labour pain.' Absence of labour pains.

ANOD'MIA, Anosmia.

ANODUS, Edentulus.

AN'ODYNE, *Anod'ynus, Antod'ynus, Antid'-*
ynous (improperly), *Paregor'icus, Anet'icus,*
Antal'gicus, Acesod'ynes, (F.) *Anodin* ou *Ano-*
dyn, from *α*, *α*, privative, and *ωδη*, 'pain.'
Anodynes are those medicines which relieve
 pain, or cause it to cease; as opium, belladonna,
 &c. They act by blunting the sensibility of
 the brain, so that it does not appreciate the
 morbid sensation.

ANODYN'IA, *Indolen'tia*. Cessation or ab-
 sence of pain. Vogel has given this name to a
 genus of diseases, characterized by a cessation
 of pain, and the exasperation of other symp-
 toms; as we see in gangrene.

ANODYNUM MINERALE, Potassæ nitras
 sulphatis paucillo mixtus.

ANŒA, from *α*, privative, and *νοος*, 'mind.'
 Delirium, imbecility. See Dementia and Idiot-
 ism.

ANOMAL, Anomalous.

ANOMALES, Anomalous.

ANOMA'LIA, from *α*, privative, and *μαλος*,
 'regular.' *Abnor'mitas, Aliena'tio*. Anomaly,
 irregularity. In Pathology, anomaly means
 something unusual in the symptoms proper to
 a disease.

ANOMALIA NERVORUM, Nervous diathesis.

ANOMALOTROPHIES, from *α* privative,
μαλος, 'regular,' and *τροφη*, 'nourish-
 ment.' A class of diseases, which consist in
 modifications in the nutrition of organs.—Gen-
 drin.

ANOM'ALOUS, *Anomal'us, Anom'ales*; the
 same etymon. Irregular; contrary to rule. (F.)
Anomal. In Medicine, a disease is called *ano-*
malous, in whose symptoms or progress there
 is something unusual. Affections are also called
 anomalous, which cannot be referred to any
 known species.

ANOMALUS, Irregular.

ANOMMATUS, Anophthalmus.

ANOMOCEPH'ALUS, from *α* priv., *νομος*,
 'rule,' and *κεφαλη*, 'head.' One whose head is
 deformed.—Geoffroi Saint-Hilaire.

ANOM'PHALUS, from *α*, priv., and *ομφαλος*,
 'the navel.' One devoid of navel. Many writ-
 ers have endeavoured to show that Adam and
 Eve must have been *αομφαλοι*, as they could
 not have had umbilical vessels.

ANONA TRIPET'ALA. A tree of the *fa-*
mily Anonææ or Anonacæ; *Sex. Syst.* Poly-
 andria polygynia, from fifteen to twenty feet
 high, native of South America, which bears a
 delicious fruit called *Chirimoya*. Both the fruit
 and flowers emit a fine fragrance, which, when
 the tree is covered with blossom, is almost
 overpowering.—Tschudi.

ANONIS, Ononis.

ANONYME, Innominatum.

ANONYMOUS, *Anon'ymus, Innomina'tus,*

(F.) *Anonymus*, from *α* privative, and *ονομα*,
 'name.' That which has no name.

The word has been applied to many parts of
 the body:—to the *Anonymous bone* or *Os inno-*
minatum:—the *Anonymous foramen* or *Fora-*
men innominatum, &c.

ANOPHRESIA, Anosmia.

ANOPHTHALMUS, *Anom'matus*, from *α*
 privative, and *οφθαλμος*, 'an eye.' A monster
 devoid of eyes.

ANOPS'IA, from *α* priv., and *ωψ*, 'the eye.'
 A case of monstrosity in which the eye and
 orbit are wanting.

ANOPTICONERVIE, Amaurosis.

ANOR'CHIDES, from *α* priv., and *ορχις*,
 'a testicle.' They who are without testicles.
 —Fortunatus Fidelis.

ANOREX'IA, from *α* priv., and *ορεξις*, 'ap-
 petite.' *Inappeten'tia, Limo'sis, expers*, (F.)
Perte d'appetit. Absence of appetite, without
 loathing. Anorexia or want of appetite is
 symptomatic of most diseases. Also, Indiges-
 tion, Dyspepsia (q. v.)

ANOREXIA EXHAUSTO'RUM, Frigidity of the
 stomach—a. Mirabilis, Fasting.

ANORGANIC, see Anhistous, and Inorganic.

ANORMAL, Abnormal.

ANOS'IA, from *α* priv., and *νοος*, 'disease.'
 Health. Freedom from disease.

ANOSM'IA, from *α* privative, and *οσμη*,
 'odour.' Loss of smell. Diminution of the
 sense of smell. Called, also, *Anosphre'sia,*
Anosphra'sia, Anosphr'esia, Paros'mia, Anod'-
mia, Anosmo'sia, Olfactus amiss'io, O. defec'-
tiens, Dysasthe'sia olfacto'ria, Anæsthe'sia ol-
facto'ria, Odorat'us deper'ditus, (F.) *Perte de*
l'Odorat.

ANOSMOSIA, Anosmia.

ANOSPHERASIA, Anosmia.

ANOSPHERSIA, Anosmia.

ANSE (F.), *Ansa* (L.) signifies, properly, the
 handle of certain vessels, usually of an arched
 form. By analogy, it has been applied to that
 which is curved in the form of such handle.
 Thus, the French speak of *Anse intestinale*
 to signify a portion of intestine, supported by its
 mesentery, and describing a curved line:—also,
 of *Anse nerveuse, Anse anastomotique*, &c.

Anse de fil is used, in Surgery, to designate a
 thread, curved in the form of an *Anse*.

ANSERINA, Potentilla anserina.

ANSÉRINE, Chenopodium ambrosioides—
a. Anthelmintique, Chenopodium anthelmintic-
um—a. Bon Henri, Chenopodium Bonus Hen-
ricus—a. Botrys, Chenopodium Botrys—a.
Fétide, Chenopodium vulvaria—a. Vermifuge,
Chenopodium anthelminticum.

ANTAC'IDS, *Anti-acids, Antiac'ida, Inver-*
ten'tia, from *anti*, 'against,' and *acida*, 'acids.'
 Remedies which obviate acidity in the stomach.
 They are chemical agents, and act by neutral-
 izing the acid. Those chiefly used are ammo-
 nia, calcis carbonas, calx, magnesia, magnesiæ
 carbonas, potassa, potassæ bicarbonas, p. car-
 bonas, sodæ bicarbonas, and s. carbonas. They
 are, of course, only palliatives, removing that
 which exists, not preventing the formation of
 more.

ANTAG'ONISM, *Antagonis'mus, Antista-*
sis, from *anti*, 'against,' and *αγωνιζειν*, 'to act.'
 Action in an opposite direction. It applies to
 the action of muscles which act in a contrary
 direction to others. In estimating the force of

the muscles, this antagonism must be attended to.

ANTAGONIST, *Antagonista*. A muscle whose action produces an effect contrary to that of another muscle. Every muscle has its antagonist, because there is no motion in one direction without a capability of it in another.

ANTALGICUS, Anodyne.

ANTAPHRODISIAC and **ANTAPHRODITIC**, *Antaphrodisiacus*, *Anteroticus*, from *αντι*, 'against,' and *αφροδισιακος*, 'aphrodisiac.' A substance capable of blunting the venereal appetite.

ANTAPOD'OSIS, from *ανταποδιδωμι*, 'I return in exchange.' The succession and return of the febrile periods.—Hippocrates.

ANTAPOPLECTICUS, *Antiapoplectic*.

ANTARTHRICTIC, *Antiarthritic*.

ANTASTHENICUS, Tonic.

ANTASTHMATICUS, *Antiasthmatic*.

ANTATROPHIC, *Antatrophicus*, *Antatrophus*, *Antiatrophicus*, from *αντι*, 'against,' and *ατροφια*, 'atrophy.' A remedy opposed to atrophy or consumption.

ANTEBRACHIAL, see *Antibrachial*.

ANTECEDENTIA. The precursory or warning symptoms of a disease.

ANTELABIA, *Procheila*, from *ante*, 'before,' and *labia*, 'the lips.' The extremity of the lips.

ANTELOPE, *Antelope*.

ANTEMBALLOMENUM, *Succedaneum*.

ANTEM'BASIS, from *αντι*, and *εμβασιω*, 'I enter.' *Mutuus ingressus*. The mutual reception of bones.—Galen.

ANTEMETIC, *Antiemetic*.

ANTENDEXIS, *Counter-indication*.

ANTENDIXIS, *Counter-indication*.

ANTENEAS'MUS, from *αντι*, 'against,' and *ερασ*, 'audacious.' One furious against himself. Mania, in which the patient attempts his own life.—Zacchias.

ANTENNA'RIA DIOICA, *Gnaphalium dioicum*, *Hispidula*, *Pes cati*, *Elichrysium montanum*, *Catsfoot*, (F.) *Pied de chat*. A common European plant, which has been advised in hemorrhage, diarrhœa, &c.

ANTEPHIALTIC, *Antiephialtic*.

ANTEPILEPTIC, *Antiepileptic*.

ANTEPONENS, *Anticipating*.

ANTERE'ISIS, from *αντι*, 'against,' and *εσιστω*, 'I support.' The resistance—the solidity—of bones.—Hippocrates.

ANTERIEUR DU MARTEAU, *Laxator tympani*—*a. de l'Oreille*, *Anterior auris*.

ANTERIOR, *Antivus*, from *ante*, 'before.' Situate before. Great confusion has prevailed with anatomists in the use of the terms *before*, *behind*, &c. Generally, the word *anterior* is applied to parts situate before the median line, the body being in the erect posture, with the face and palms of the hands turned forwards; and the feet applied longitudinally together.

ANTERIOR AURIS (*Muscle*), *Auricularis anterior*, *Attrahens auriculam*, (F.) *Auriculaire antérieure*, *Antérieur de l'oreille*, *Zygomato-oriculaire*. A small muscle, passing from the posterior part of the zygoma to the helix. *Use*. To draw the ear forwards and upwards.

ANTERIOR MALLEI, *Laxator tympani*.

ANTEROTICUS, *Antaphrodisiac*.

ANTEUPHORBIUM, *Cacalia anteuphorbium*.

ANTEVER'SION, *Antever'sio*, *Antrover'sio*, from *ante*, 'before,' and *vertere*; *versum*, 'to turn.' Displacement of the uterus, in which the fundus is turned towards the pubes, whilst its orifice is towards the sacrum. It may be caused by extraordinary size of the pelvis, pressure of the viscera on the uterus, &c.; and is recognised by examination *per vaginam*. See *Retroversio uteri*.

ANTHEMOTOPYICUS, *Antihæmopyticus*, from *αντι*, 'against,' and *hæmopysis*, 'spitting of blood.' Against spitting of blood. A remedy for spitting of blood—*antihæmopyticum (remedium)*.

ANTHEMORRHAGICUS, *Antihæmorrhagic*.

ANTHECTICUS, *Antihæctic*.

ANTHELITRAGUS, (F.) *Anthelitrægien*. One of the proper muscles of the pavilion of the ear.

ANTHELIX, *Anti-helix*, from *αντι*, 'before,' and *ελξ*, 'the helix.' An eminence on the cartilage of the ear, in front of the helix, and extending from the concha to the groove of the helix, where it bifurcates.

ANTHELMIN'TIC, *Anthelmin'ticus*, *Antiscolicus*, *Anthelmin'thicus*, *Antiscoleticus*, *Helmin'thicus*, *Helminthago'gus*, *Antivermin'osus*, *Ver'mifugus*, *Ver'mifuge*, from *αντι*, 'against,' and *ελμιντς*, 'a worm.' A remedy which destroys or expels worms, or prevents their formation and development. The chief anthelmintics are, the *Chenopodium*, *Mucuna*, *Oleum animale Dippelii*, *Oleum Terebinthinæ*, *Sodii Chloridum*, *Spigelia*, and *Pulvis Stanni*. See *Worms*.

ANTHEMA ERUPTIO, *Exanthem*.

ANTHEMIS COTULA, from *ανθεων*, 'I flower.' *Cotula*, *C. fœtida*, *Cota*, *Cynan'themi*, *Chamæmelum fœtidum*, *Anthem'is Novoboracensis*, *Chamomilla spur'ia*, *Mayflower*, *Mayweed*, *Stinking Chamomile*, *Wild Chamomile*, *Dog's fennel*, *Dilly*, *Dilweed*, *Fieldweed*, *Pissweed*. *Nat. Ord.* *Compositæ Corymbifæræ*. *Sex. Syst.* *Syngenesia Superflua*. (F.) *Maroute*, *Camomille fétide*, *Camomille puante*. This plant has a very disagreeable smell: and the leaves have a strong, acrid, bitterish taste. It is reputed to have been useful in hysterical affections.

ANTHEMIS NO'BILIS, *Chamæmelum*, *Chamæmelum No'bile*, *Chamomilla Romana*, *Evan'themon*, *Anthem'is*, *Chamæmelum odoratum*, *Leucanthemum*, *Matricaria*, (F.) *Camomille Romaine*. The leaves and flowers.—*Anthem'is*, Ph. U. S.—have a strong smell, and bitter, nauseous taste. The flowers are chiefly used. They possess tonic and stomachic properties, and are much given as a pleasant and cheap bitter. A simple infusion is taken to produce, or to assist vomiting. Externally, they are often used in fomentations.

The *Oleum Anthem'idis* possesses the aromatic properties of the plant, but not the bitter and tonic. Consequently, the '*Chamomilla Drops*,' as sold by the druggists, must be devoid of the latter qualities. They are made by adding *Ol. anthem. f. ʒj.* to *Sp. vini rectific. Oj.*

ANTHEMIS NOVEBORACENSIS, *A. Cotula*.

ANTHEMIS PY'RETHRUM, *Py'rethrum*, *Anacyclus pyrethrum*, *Pyrethrum verum*, *Buphtalum Cre'ticum*, *Dentaria*, *Herba saliv'ris*, *Pes Alexandri'nus*, *Spanish Chamomile*, *Pelli-*

toxy of Spain, (F.) *Pyrèthre, Racine salivaire, Pied d'Alexandre*. The root is hot and acrid, its acrimony residing in a resinous principle. It is never used except as a masticatory in toothache, rheumatism of the face, paralysis of the tongue, &c. It acts as a powerful sialogogue.

The Pellitory of the shops in Germany is said to be derived from *Anacyclis officinarum*; a plant cultivated in Thuringia for medicinal purposes.

AN'THEMIS, TINCTO'RIA, *Buphtal'mi Herba, Dyer's Chamomile*, a European plant, has a bitter and astringent taste, and has been regarded stomachic and vulnerary. (F.) *Camomille des Teinturiers, Œil de Bœuf*.

ANTHE'RA, from *ανθηρος*, 'florid,' so called from its florid colour. A remedy compounded of several substances, myrrh, sandarac, alum, saffron, &c. It was used under the form of liniment, collyrium, electuary, and powder.—Celsus, Galen.

ANTHEREON, Mentum.

ANTHORA, *Aconitum anthora*—a. *Vulgaris, Aconitum anthora*.

ANTHORIS'MA, from *αντι*, 'against,' and *ορισμα*, 'boundary.' *Tumor diffusus*. A tumour without any defined margin.

ANTHOS: see *Rosmarinus*—a. *Sylvestris, Ledum sylvestre*.

ANTHRA'CIA, from *ανθραξ*, 'coal.' *Carbuncular Ezanthem*. An eruption of tumours, imperfectly suppurating, with indurated edges, and, for the most part, a sordid and sanious core. A genus in the order *Ezanthematica*, class *Hæmatica* of Good, and including Plague and Yaws.

ANTHRACIA, Anthracosis—a. *Pestis, Plague*—a. *Rubula, Frambœsia*.

ANTHRACION, see Anthrax.

ANTHRACOID, *Anthracoides*, from *ανθραξ*, 'coal,' and *ειδος*, 'resemblance.' (F.) *Charbon-neuz*. As black as coal. Accompanied by, or resembling anthrax.

ANTHRACOMA, Anthrax.

ANTHRACONECROSIS, see Sphacelus.

ANTHRACOPHLYCTIS, see Anthrax.

ANTHRACOSIA, Anthrax.

ANTHRACO'SIS, *Anthracia, Carbo Palpebrarum*, from *ανθραξ*, 'a coal.' A species of carbuncle, which attacks the eyelids and globe of the eye.—Paulus of Ægina. Also, a carbuncle of any kind. It has been used recently for the "black lung of coal miners," which is induced by carbonaceous accumulation in the lungs. When ulceration results from this cause, *black phthisis*, (F.) *Phthisis avec Mélanose*, exists. See *Melanosis*.

ANTHRACOSIS PULMONUM, see *Melanosis*.

ANTHRACOTYPHUS, Plague.

ANTHRAKOK'ALI, from *ανθραξ*, 'coal,' and *kali*, 'potassa.' An article introduced as a remedy in cutaneous diseases. It is formed by dissolving carbonate of potassa in 10 or 12 parts of boiling water, and adding as much slacked lime as will separate the potassa. The filtered liquor is placed on the fire in an iron vessel, and suffered to evaporate, until neither froth nor effervescence occurs, and the liquid presents a smooth surface like oil. To this, levigated coal is added in the proportion of 160 grammes to 192 grammes of potassa. The mixture is stirred, and removed from the fire, and

the stirring is continued, until a black homogeneous powder results. A sulphuretted anthracokali is made by mixing accurately 16 grammes of sulphur with the coal, and dissolving the mixture in the potassa as directed above. The dose of the simple and sulphuretted preparations is about two grains three times a day.

ANTHRAX, *ανθραξ*, 'a coal,' *An'trax, Carbo, Rubinus verus, Cadesella, Erythema gangrenosum, Grantristum, Pruna, Per'sicus Ignis, Pyra, Granatristum, Phyma anthrax, Erythema anthrax, Carbunculus, Anthroco'sia, Anthroco'ma, Absces'sus gangrenescens, A. gangrenosus, Furunculus malignus, F. gangrenosus, Carbuncle, (F.) Charbon*. An inflammation, essentially gangrenous, of the cellular membrane and skin, which may arise from an internal or external cause. In the latter case it is called, *Anthracion, Vesicula gangrenescens, Anthracophlyctis, Pustule maligne; Bouton d'Alep, Feu Persique (Persian Fire), Malvat, Bouton malin, Puce maligne*, and is characterized at the outset by a vesication or bleb filled with a sero-sanguinolent fluid, under which a small induration is formed, surrounded by an areolar inflammation, which becomes gangrenous. It has been thought by some to be induced altogether by contact with the matter of the carbuncle of animals, or of the exuviae of bodies of such as had died of the disease. But it is now known to arise primarily in the human subject.

Anthrax is a malignant boil, and its treatment is similar to that which is required in cases of gangrene attacking a part.

ANTHRAX PULMONUM, Necropneumonia.

ANTHRISCUS CEREFOLIUM, *Scandix cerefolium*.

ANTHROPE, Cutis.

ANTHROPIAT'ICA (MEDICINA), from *ανθρωπος*, 'man,' and *ιατρος*, 'a physician.' Medicine applied to man in contradistinction to animals.

ANTHROPOCHEMIA, Chymistry (human.)

ANTHROPOCHYMY, Chymistry (human.)

ANTHROPOGEN'IA, *Anthropogenesis, Anthropog'eny*, from *ανθρωπος*, 'man,' and *γενεσις*, 'generation.' The knowledge, or study, or phenomena of human generation.

ANTHROPOGRAPHY, *Anthropograph'ia*, from *ανθρωπος*, 'man,' and *γραφη*, 'a description.' Anthropology (q. v.) A description of the human body.

ANTHROPOL'ITHUS, from *ανθρωπος*, 'man,' and *λιθος*, 'a stone.' The petrification of the human body or of any of its parts. Morbid concretions in the human body.

ANTHROPOL'OGY, *Anthropolog'ia*, from *ανθρωπος*, 'man,' and *λογος*, 'a discourse.' A treatise on man. By some, this word is used for the science of the structure and functions of the human body. Frequently, it is employed synonymously with *Natural History* and *Physiology* of man.

ANTHROPOMAGNETISMUS, Magnetism, animal.

ANTHROPOMANCY, *Anthropomanti'a*, from *ανθρωπος*, 'a man,' and *μαντιαι*, 'divination.' Divination by inspecting the entrails of a dead man.

ANTHROPOM'ETRY, from *ανθρωπος*, 'a man,' and *μετρον*, 'measure.' Measurement

of the dimensions of the different parts of the human body.

ANTHROPOMORPHUS, *Atropa mandragora*.

ANTHROPOPH'AGUS, (F.) *Anthropophage*, from *ανθρωπος*, 'a man,' and *φαγε*, 'I eat.' A name given to one who eats his own species.

ANTHROPOPH'AGY, *Anthropophagia*, same etymon. The custom of eating human flesh. A disease in which there is great desire to eat it.

ANTHROPOS, Homo.

ANTHROPOSCOPIA, Physiognomy.

ANTHROPOTOMY, Andranatomia.

ANTHUS, Flos.

ANTHYPNOT'IC, *Anthyponot'icus*, *Anthyponot'ic*, from *αντι*, 'against,' and *υπνωτικός*, 'stupefying.' A remedy for stupor.

ANTHYPOCHON'DRIAC, *Antypochochondriacus*, from *αντι*, 'against,' and *υποχονδριακος*, 'hypochondriac.' A remedy for hypochondriasis.

ANTHYSTER'IC, *Antihyster'ic*, *Antihyster'ic*, from *αντι*, 'against,' and *υστερα*, 'the uterus.' A remedy for hysteria.

ANTI, *αντι*, as a prefix, in composition, generally means 'opposition.'

ANTIADÉS, Tonsils.

ANTIADITIS, Cynanche tonsillaris.

ANTIADON'CUS, from *αντιαδης*, 'the tonsils,' and *αγκος*, 'tumour.' A swelling of the tonsils.—Swediaur. *Antiager* has a similar meaning.

ANTIADONCUS INFLAMMATORIUS, Cynanche tonsillaris.

ANTIAPOPLECT'IC, *Antiapoplecticus*, *Antapoplecticus*, *Apoplecticus*, from *αντι*, 'against,' and *αποπληξια*, 'apoplexy.' A remedy for apoplexy.

ANTIARIAS TOXICARIA, see *Upas*.

ANTIARTHRIT'IC, *Antiarthrit'ic*, *Antiarthrit'ic*, *Antipodag'ric*, from *αντι*, 'against,' and *αρθρις*, 'the gout,' (F.) *Antigoutteux*. A remedy for gout.

ANTIASTHEN'IC, *Antiasthén'icus*, from *αντι*, 'against,' and *ασθενια*, 'debility.' A remedy for debility.

ANTIASTHMATIC, *Antiasthmat'icus*, *Antasthmaticus*, from *αντι*, 'against,' and *ασθμα*, 'asthma.' A remedy for asthma.

ANTIATROPHICUS, Antatrophic.

ANTIBALLOMENUM, Succedaneum.

ANTIBDELLA, *Antlia sanguisuga*.

ANTIBRACHIAL, *Antibrachialis*. That which concerns the fore arm. Bichat. J. Cloquet suggests that the word should be written *antebrachial*, from *ante*, 'before,' and *brachium*, 'the arm':—as *antebrachial region*, *antebrachial aponeurosis*, &c.

ANTEBRACHIAL APONEUROSIS, (F.) *Aponévrose antibrachiale*, is a portion of the aponeurotic sheath which envelops the whole of the upper limb. It arises from the brachial aponeurosis, from a fibrous expansion of the tendon of the biceps muscle, from the epicondyle, epitrochlea, and, behind, from the tendon of the triceps brachialis. Within, it is inserted into the cubitus, &c.; and, below, is confounded with the two annular ligaments of the carpus. It is covered by the skin, by veins, lymphatics, and by filaments of superficial nerves; it covers the muscles of the fore-arm, adheres to them,

and sends between them several fibrous septa, which serve them for points of insertion.

ANTIBRACHIUM, Forearm.

ANTIBRO'MIC, *Antibro'micus*, from *αντι*, 'against,' and *βρομος*, 'factor.' An agent that destroys offensive odours—as the chloride of zinc, simple sulphate of alumina, &c.

ANTICACHÉC'TIC, *Anticac'héc'ticus*, *Anticacochym'ic*, from *αντι*, 'against,' and *καχξια*, 'cachexy.' A remedy against cachexy.

ANTICACOCHYM'IC, *Anticac'héc'tic*.

ANTICAN'CEROUS, *Anticançero'sus*, *Anticançero'sus*, *Anticarcinom'atous*, *Antiscir'rhus*, from *αντι*, 'against,' and *καρκινωμα*, 'cancer,' carcinoma. Opposed to cancer.

ANTICANCROSUS, Anticancerous.

ANTICARCINOMATOUS, Anticancerous.

ANTICARDIUM, *Fossette du cœur*, *Scrobiculus cordis*.

ANTICATARRHAL, *Anticatarrhal'is*, *Anticatarrhoicus*, from *αντι*, 'against,' and *καταρρος*, 'catarrh.' A remedy for catarrh.

ANTICAUSOD'IC, *Anticausot'ic*, *Anticausod'icus*, from *αντι*, 'against,' and *καυσος*, 'a burning fever.' A remedy for *causus* or inflammatory fever.

ANTICAUSOTIC, Anticausodic.

ANTICHEIR, Pollex, see *Digitus*.

ANTICHERADICUS, Antiscrofulous.

ANTICHOLERIC A, *Sophora heptaphylla*.

ANTIC'IPATING, *Antic'ipans*, *Antepo'nens*, *Prolept'icus*. A periodical phenomenon recurring at progressively shorter intervals. An *anticipating intermittent* is one in which the intervals between the paroxysms become progressively less.

ANTICNEMIUM, Shin.

ANTICŒUR, *Scrobiculus cordis*.

ANTICOL'IC, *Anticol'icus*, from *αντι*, 'against,' and *κολικος*, 'the colic.' That which is opposed to colic.

ANTICOMMA, *Contre-coup*.

ANTICOPE, *Contre-coup*.

ANTICRUSIS, *Contre-coup*.

ANTICRUSMA, *Contre-coup*.

ANTICUS, Anterior.

ANTIDAR'TREUX, Antitherpetic.

ANTIDEIXIS, Counter-indication.

ANTIDIARRHŒIC, *Antidiarrho'icus*. A remedy for diarrhœa. Opposed to diarrhœa.

ANTIDIN'IC, *Antidin'icus*, *Din'icus*, from *αντι*, 'against,' and *δινος*, 'vertigo.' Opposed to vertigo.

ANTIDOTAL, *Antidota'lis*, same etymon as *antidote* (q. v.) Relating to an antidote; possessed of the powers of an antidote.

ANTIDOTA'R'IUM, from *αντιδοτον*, 'an antidote.' A dispensatory (q. v.) A pharmacopœia or formulary.

ANTIDOTE, *Antid'otum*, from *αντι*, 'against,' and *διδωμι*, 'I give.' Originally this word signified an *internal remedy*. It is now used synonymously with *counter-poison*, *Antipharm'acum*, and signifies any remedy capable of combating the effect of poisons.

ANTIDOTUM HERACLIDIS, *Enneapharmacos*—a. Mithridatium, Mithridate.

ANTIDYNAMICA, Debilitants.

ANTIDYNOUS, Anodyne.

ANTIDYSENTER'IC, *Antidyserter'icus*, from *αντι*, 'against,' *δυσ*, 'with difficulty,' and *εντερης*, 'intestine.' Opposed to dysentery.

ANTIEMET'IC, *Antemet'ic*, *Antiemet'icus*,

from *αντι*, 'against,' and *εμετικος*, 'emetic.' A remedy for vomiting.

ANTI-EPIHALTIC or **ANTEPHIALTIC**, *Antiephialticus*, from *αντι*, 'against,' and *ειπαλτις*, 'nightmare.' A remedy for nightmare.

ANTI-EPILEPTIC or **ANTEPILEPTIC**, *Antiepilepticus*, from *αντι*, 'against,' and *επιληψια*, 'epilepsy.' A remedy for epilepsy.

ANTI-FEBRILIS, Febrifuge.

ANTI-GALACTIC, *Antigalacticus*, *Antilacteus*, from *αντι*, 'against,' and *γαλα*, 'milk.' (F.) *Antilacteus*. Opposed to the secretion of milk, or to diseases caused by the milk.

ANTI-GONI COLLYRIUM NIGRUM, *Black collyrium of ANTI-GONUS*. It was composed of cadmia, antimony, pepper, verdigris, gum Arabic, and water.

ANTIGUA, see West Indies.

ANTI-HEMOPHYCICUS, *Anthæmoptycus*.

ANTI-HEC'TIC, *Antihæcticus*, *Antihæcticus*, from *αντι*, 'against,' and *εξικς*, 'habit of body.' The *Antihæcticum* *POTERRI* is the white oxyd of antimony; also called *Diaphoreticum Jovia*'le.

ANTHELIX, *Anthelix*.

ANTHELMINTICUS, *Anthelminticus*.

ANTI-HEMORRHAG'IC, *Antihæmorrhag'icus*, *Antihæmorrhag'icus*; from *αντι*, 'against,' and *αιμορροια*, 'hemorrhage.' That which is against hemorrhage; an antihæmorrhagic remedy.

ANTI-HEMORRHOID'AL, *Antihæmorrhoidalis*, from *αντι*, 'against,' and *αιμορροειδς*, 'hemorrhoids.' A remedy for hemorrhoids.

ANTI-HERPETIC, *Antihæreticus*, from *αντι*, 'against,' and *ιρις*, 'herpes.' (F.) *Antidartreuz*. A remedy for herpes.

ANTI-HYDROPHOBIC, *Antihydrophobicus*, *Antyglis'sus*, *Alyss'sus*, from *αντι*, 'against,' and *υδωρ*, 'water,' and *φοβος*, 'dread.' A remedy for hydrophobia.

ANTI-HYDROPIC, *Antihydropticus*, *Hydrop'icus*, from *αντι*, 'against,' and *υδρωψ*, 'dropsy.' A remedy for dropsy.

ANTI-HYPNOTIC, *Anthypnoticus*.

ANTI-HYSTERIC, *Anthystericus*.

ANTI-ICTERIC, *Anti-ictericus*, *Ictericus*, from *αντι*, 'against,' and *ικτιρος*, 'jaundice.' A remedy for jaundice.

ANTI-IMPETIGENES, SOLOMON'S, see *Liquor Hydrargyri oxymuriatis*.

ANTILABIUM, *Prolabium*.

ANTILACTEUS, *Antigalacticus*.

ANTILACTEUX, *Antigalacticus*.

ANTILEP'SIS, *Apprehen'sio*, from *αντιλαμβανω*, 'I take hold of.' The mode of attaching a bandage over a diseased part, by fixing it upon the sound parts.—Hippocrates. The mode of securing bandages, &c., from slipping. Treatment by revulsion or derivation, (q. v.)

ANTILETHARGIC, *Antiletharg'icus*, from *αντι*, 'against,' and *ληθηργικος*, 'affected with lethargy.' A remedy for lethargy.

ANTILITHICS, *Antilith'ica*, from *αντι*, 'against,' and *λιθος*, 'a stone.' A substance that prevents the formation of calculi in the urinary organs.

The chief antilithics—according as the calculi are lithic acid or phosphatic—are alkalis or acids; with revellents, especially change of air; tonics, as the *diosma crenata*, (?) and *nva ursi*. (?)

ANTILLY, MINERAL WATERS OF. A

celebrated French medicinal spring, near Méaux, in France. The waters have not been analyzed; but astonishing and chimerical effects have been ascribed to them.

ANTILOBIUM, *Antitragus*, *Tragus*.

ANTILOYMIC, *Antiloy'micus*, *Antiloy'mic*, *Antipestilentialis*, from *αντι*, 'against,' and *λοιμος*, 'the plague.' A remedy for the plague.

ANTILOPUS. The *Antelope*. (F.) *Gazelle*. An African animal, whose hoofs and horns were formerly given in hysteric and epileptic cases.

ANTILYSSUS, *Antihydrophobicus*.

ANTIMEL'ANCHOLIC, *Antimelanchol'icus*, from *αντι*, 'against,' and *μελαγχολια*, 'melancholy.' A remedy for melancholy.

ANTIMEPHIT'IC, *Antimephit'icus*, from *αντι*, 'against,' and *mephitic* (q. v.) A remedy against mephitic or deleterious gases.

ANTIMOINE, *Antimonium*—a. *Beurre d'*, *Antimonium muriatum*—a. *Chlorure d'*, *Antimonium muriatum*—a. *Oxide d'*, *Algaroth*—a. *Oxide blanc d'*, *Antimonium diaphoreticum*—a. *Soufre doré d'*, *Antimonii sulphuretum præcipitatum*—a. *Sulfure d'*, *Antimonium*—a. *Sulfuré hydrosulphure rouge d'*, *Antimonii sulphuretum rubrum*—a. *Verre d'*, *Antimonii vitrum*.

ANTIMONIAL, *Antimonia'lis*, *Stibia'lis*, from *antimonium*, 'antimony.' A composition into which antimony enters. A preparation of antimony.

ANTIMONIAL POWDER, *Pulvis antimonia'lis*, *Ox'idum antimo'ni cum phosphatè calcis*, *Phosphas calcis stibia'tus*, *P. Cal'icum stibia'tum*, *Pulvis Jame'sii*, *Pulvis stibia'tus*, *Pulvis de phosphatè calcis et stib'ii compos'itus*, *Factitious JAMES'S Powder*, *SCHWANBERG'S Fever Powder*, *CHENEVIX'S Antimonial Powder*, (F.) *Poudre antimoniale composée ou de JAMES*. A peroxide of antimony combined with phosphate of lime. (Take of common sulphuret of antimony, ℞j; hartshorn shavings, ℞ij. Roast in an iron pot, until they form a gray powder. Put this into a long pot, with a small hole in the cover. Keep it in a red heat for two hours, and grind to a fine powder.) This preparation has long been esteemed as a febrifuge; but it is extremely uncertain in its action. The ordinary dose is 6 or 8 grains.

ANTIMONIALE CAUSTICUM, *Antimonium muriatum*.

ANTIMONIATUM SULPHUR, *Antimonii sulphuretum præcipitatum*—a. *Tartar*, *Antimonium tartarizatum*.

ANTIMONII (BUTYRUM), *Antimonium muriatum*—a. *Calx*, *Antimonium diaphoreticum*—a. *Cerussa*, *Antimonium diaphoreticum*—a. et *Potassæ tartras*, (Ph. U. S.) *Antimonium tartarizatum*—a. *Murias*, *Antimonium muriatum*—a. *Oleum*, *Antimonium muriatum*—a. *Oxydulum hydrosulphuratum aurantiacum*, *Antimonii sulphuretum præcipitatum*—a. *Oxydum*, *Algaroth*—a. *Oxydum auratum*, *Antimonii sulphuretum præcipitatum*—a. *Oxidum nitro-muriaticum*, *Algaroth*—a. *Oxydum cum sulphure vitrificatum*, *Antimonii vitrum*—a. *Oxydum sulphuretum vitrificatum*, *Antimonii vitrum*—a. *Oxysulphuretum*, *A. sulphuretum præcipitatum*—a. *Potassio-tartras*, *Antimonium tartarizatum*—a. *Regulus medicinalis*, *Antimonium medicinale*—a. *Sal*, *Antimonium tartarizatum*—a. *Sulphur auratum*, *Antimonii sulphuretum præcipitatum*—a. *Sulphur præcipitatum*, *Antimonii sulphuretum præcipitatum*—a. *Sulphuretum*, *Antimonium*—a.

Tartras, Antimonium tartarizatum—a. Tartras et Potassæ, Antimonium tartarizatum—a. Vitrum hyacinthinum, Antimonii vitrum.

ANTIMONII SULPHURETUM PRECIPITATUM, Sulphur antimoniatum, Hydrosulphuretum stibiosum cum sulphure, Oxo-des stibii sulphuratum, Oxydulum antimonii hydrosulphuratum aurantiacum, Oxydum auratum antimonii, Sulphuretum stibii oxydulatum, Hydro-sulphuretum luteum oxydi stibii sulfurati, Sulphur antimonii precipitatum, Sulphur auratum antimonii, Golden Sulphur of Antimony.

Antimonii Sulphuretum Precipitatum, A. Oxy sulphuretum, (F.) Soufre doré d'Antimoine, of the London Pharmacopœia, is nearly the same as the old *Kermes Mineral*. It is a powder of an orange colour, of a metallic, styptic taste. It is emetic, diaphoretic, and cathartic, according to the dose; and has been chiefly used in chronic rheumatism, and in cutaneous affections. Dose, gr. j. to gr. iv.

Antimonii Sulphuretum Precipitatum of the United States Pharmacopœia, (1842,) is made by boiling together Sulphuret of Antimony, in fine powder, Solution of Potassa, and distilled water; straining the liquor while hot, and dropping into it Diluted Sulphuric Acid so long as it produces a precipitate.

ANTIMONII SULPHURETUM RUBRUM, Red Sulphuret of Antimony, Hydrosulphuretum stibii rubrum, Sub-hydrosulfas stibii, Hydrosulphuretum rubrum stibii sulphurati, Pulvis Carthusianorum, Kermes mineral, (F.) Hydrosulfure rouge d'Antimoine sulfuré, Vermilion de Provence. Properties the same as the last. Dose, gr. j. to gr. iv.

ANTIMONII VITRUM, Glass of Antimony, Antimonii oxydum sulphuretum vitrifactum, Oxydum stibii semivitreum, Antimonium vitrifactum, Oxydum antimonii cum sulphure vitrifactum, Vitrum stibii, Antimonii vitrum hyacinthinum, Oxydulum stibii vitratum, (F.) Verre d'Antimoine. (Formed by roasting powdered common antimony in a shallow vessel, over a gentle fire, till it is of a whitish gray colour, and emits no fumes in a red heat; then melting it, on a quick fire, into a clean, brownish-red glass.) It has been used for preparing the tartarized antimony and antimonial wine.

ANTIMONIOUS ACID, Antimonium diaphoreticum.

ANTIMONIUM, from $\alpha\nu\pi$, 'against,' and $\mu\omicron\nu\omicron\varsigma$, 'alone;' i. e. not found alone: or according to others, from $\alpha\nu\tau$, 'against,' and $\mu\omicron\iota\nu\epsilon$, 'a monk;' because, it is asserted, certain monks suffered much from it. *Stibi*, *Stibium*, *Regulus Antimonii*, *Mineraleium*, *Gynæceum*, *Magneſia Saturæ*, *Marcasita plumbea*, *Platyphthalmon*, *Stimmi*, *Aurum leprosum*, *Antimonium crudum*, *Antimonii sulphuretum*, *Sulphuretum stibii nigrum*, *Common Antimony*, *Sulphuret of Antimony*, (F.) *Antimoine*, *Sulfure d'Antimoine*. Sulphuret of antimony is the ore from which all the preparations of antimony are formed. In Pharmacy, it is the native sesquisulphuret of antimony, purified by fusion. When prepared for medical use, by trituration and levigation, it forms a powder of a black, or bluish gray colour, which is insoluble. It is slightly diaphoretic and alterative, and has been used in chronic rheumatism, cutaneous diseases, &c.

ANTIMONIUM CALCINATUM, Antimonium diaphoreticum.

ANTIMONIUM DIAPHORETICUM, *Diaphoretic Antimony*, *Antimonious Acid*, *Mineral Bezoard*, *Antimonium Calcinatum*, *Mineral Diaphoretic*, *Matière perlée de KERKING*, *Peroxide of Antimony*, *Calx Antimonii*, *Antimonium diaphoreticum lotum*, *Cerusæ Antimonii*, *Calx Antimonii solta*, *Oxo-des stibii album*, *Oxydum stibiosum*, *Deutoxide of Antimony*, *Oxydum stibii album mediantē nitro confectum*, (F.) *Oxide blanc d'Antimoine préparé par le moyen du nitre*. (Common antimony, lbj; purified nitre, lbij.—Throw it by spoonfuls into a red hot crucible; powder and wash. The flowers that stick to the side of the crucible must be carefully separated, otherwise they render it emetic.) Dose, gr. x to xxx.

ANTIMONIUM EMETICUM, A. tartarizatum.

ANTIMONIUM MEDICINALE, *Regulus Antimonii Medicinalis*, *Medicinal Regulus of Antimony*. (*Antimon. sulphur. ꝑ. Potass. subcarb. ꝑi. Sodii chlorid. ꝑiv.* Powder, mix, and melt. When cold, separate the scoræ at top, powder the mass, and wash it well.) It is conceived to be more active than common antimony.

ANTIMONIUM MURIATUM, *Antimonii Murias*, *Chloruret of Antimony*, *Chloruretum stibii*, *Spruma trium dracoenum*, *Deuto-murias stibii sublimatus*, *Butter of Antimony*, *Muriate of Antimony*, *Chloride of Antimony*, *Butyrum Antimonii*, *Oleum Antimonii*, *Butyrum stibii*, *Cautisticum antimoniale*; *Antimonium salatum*, (F.) *Chlorure d'Antimoine*, *Beurre d'Antimoine*. (Common antimony and corrosive sublimate, of each equal parts: grind together, and distil in a wide-necked retort, and let the butyraceous matter that comes over, run, in a moist place, to a liquid oil.) A caustic, but not much used as such. Sometimes taken as poison.

ANTIMONIUM SALITUM, Antimonium muriatum.

ANTIMONIUM TARTARIZATUM, *Tartris Antimonii*, *Tartar Antimoniatum*, *Sal Antimonii*, *Tartras Potassæ stibiosus seu stibialis*, *Tartris lixivie stibialis*, *Deuto-tartras potassæ et stibii*, *Tartarus emeticus*, *Tartarum emeticum*, *Tartras antimonii*, *Tartras Antimonii et Potassæ*, *Antimonii et Potassæ Tartras* (Ph. U. S.), *Antimonii potassio-tartras*, *Antimonium emeticum*, *Tartarized Antimony*, *Tartrate of Antimony and potassæ*, *Potassio-tartrate of Antimony*, *Emetic Tartar*, *Tartar Emetic*, (F.) *Tartre stibié*, *Tartre Émétique*, *Émétique*; in some parts of the United States, vulgarly and improperly called *Tartar*: (Made by digesting sulphuret of antimony in a mixture of nitric and muriatic acids with the aid of heat; filtering the liquor, and pouring it into water: freeing the precipitate from acid, by washing and drying it; adding this powder to bitartrate of potassa in boiling distilled water; boiling for an hour, and after filtering the liquor while hot setting it aside to crystallize.—Ph. U. S.) Tartarized antimony is emetic, sometimes cathartic and diaphoretic. Externally, it is rubefacient. Dose, as an emetic, gr. j. to gr. iv. in solution: as a diaphoretic, gr. one-sixteenth to gr. one-quarter.

The empirical preparation, called *Norris's*

DROPS, consists of a solution of *tartarized antimony* in *rectified spirits*, disguised by the addition of some vegetable colouring matter.

ANTIMONIUM VITRIFACTUM, Antimonii vitrum.

ANTIMONY, BUTTER OF, Antimonium muriatum—a. Chloride of, Antimonium muriatum—a. Chloruret of, Antimonium muriatum—a. Deutoxide of, Antimonium diaphoreticum—a. Flowers of, Algaroth—a. Glass of, Antimonii vitrum—a. Golden sulphur of, Antimonii sulphuretum præcipitatum—a. Medicinal, regulus of, Antimonium medicinale—a. Muriate of, Antimonium muriatum—a. Peroxide of, Antimonium diaphoreticum—a. Potassio-tartrate of, Antimonium tartarizatum—a. Submuriate of, Protoxide of, Algaroth—a. Sulphuret of, red, Antimonii sulphuretum rubrum—a. Tartarized, Antimonium tartarizatum—a. Vegetable, Eupatorium perfoliatum.

ANTIMONY AND POTASSA, TARTRATE OF, Antimonium tartarizatum.

ANTINEPHRITIC, *Antinephretic*, *Antinephreticus*, from *αντι*, 'against,' and *νεφριτις*, 'nephritis.' A remedy for inflammation of the kidney.

ANTINEUROPATHIC, Nervine.

ANTINEUROTIC, Nervine.

ANTI' OCHI HI'ERA. A preparation extolled by the ancients, in melancholy, hydrophobia, epilepsy, &c. It was formed of germander, agaric, pulp of colocynth, Arabian stœchas, opoponax, sagapenum, parsley, aristolochia, white pepper, cinnamon, lavender, myrrh, honey, &c.

ANTI' OCHI THERIACA. A theriac employed by Antiochus against every kind of poison. It was composed of thyme, opoponax, millet, trefoil, fennel, aniseed, nigella sativa, &c.

ANTI' DONTAL' GIC, *Antadontal'gic*, *Antadontal'gicus*, *Odontal'gic*, *Odont'ic*, *Antiadontal'gicus*, from *αντι*, 'against,' and *odontal'gia*, 'toothache.' A remedy for toothache.

ANTI' ORGAS' TIC, *Antiorgas'ticus*, from *αντι*, 'against,' and *οργασμ*, 'I desire vehemently.' A remedy for orgasm or erection, and for irritation in general.

ANTI' PARALYT' IC, *Antiparalyt'icus*, from *αντι*, 'against,' and *παρλυσις*, 'palsy.' Opposed to palsy.

ANTI' PARASIT' IC, *Antiparasit'icus*, *Antiphthieriacus*, *Phthi'rius*, *Parasit'icide*; from *αντι*, 'against,' and *παρσιτος*, 'a parasite' (q.v.) An agent that destroys parasites, as the different vermin that infest the body. The chief antiparasitics are *Cacculus*, *Staphisagria*, *Veratrum album*, and certain of the mercurial preparations.

ANTI' PARASTATI' TIS, from *αντι*, 'opposite,' and *παρσταντις*, 'the epididymis;' also, 'the prostate,' and *itis*, denoting inflammation. Inflammation of Cowper's glands.

ANTI' PATHI' A, from *αντι*, 'against,' and *παθος*, 'passion, affection.' Aversion. A natural repugnance to any person or thing.

ANTI' PATH' IC, *Antipath'icus*, (F.) *Antipathique*. Belonging to antipathy. Opposite, contrary,—as *humours antipathiques*; humours opposed to each other. Also, palliative, (q. v.)

ANTI' PATRI THERIACA, *Theriac of Antipater*. A farrago of more than 40 articles: used as an antidote against the bites of serpents.

ANTI' PERIOD' IC, *Antiperiod'icus*, from

αντι, 'against,' and *περιοςδος*, 'period.' A remedy which possesses the power of arresting morbid periodical movements;—e. g. the sulphate of quinia in intermittents.

ANTI' PERISTAL' TIC, *Antiperistal'ticus*, *Antivermic'ular*, from *αντι*, 'against,' and *περισταλω*, 'I contract.' An inverted action of the intestinal tube.

ANTI' PERIS' TASIS, from *αντι*, 'against,' and *περιστασις*, 'reunion, aggregation.' A union of opposite circumstances: the action of two contrary qualities, one of which augments the force of the other. The peripateticians asserted, that it is by Antiperistasis, that fire is hotter in winter than in summer. Theophrastus attributes the cause, which renders man more vigorous, and makes him digest more readily in winter, to the augmentation of heat caused by Antiperistasis.

ANTI' PER' NIUS, from *αντι*, 'against,' and *Περνιο*, 'a chilblain.' A remedy against chilblains;—as *Unguentum antiper'niuum*, an ointment for chilblains.

ANTI' PERTUSSIS, see Zinci sulphas.

ANTI' PESTILENTIALIS, Antioimic.

ANTI' PHARMACUS, Alexipharmic.

ANTI' PHLOGIS' TIC, *Antiphlogis'ticus*, from *αντι*, 'against,' and *φλεγω*, 'I burn.' Opposed to inflammation;—as *Antiphlogistic remedies*, *A. regimen*, &c.

ANTI' PHTHEIRIACA, *Antiphthiri'aca*, from *αντι*, 'against,' and *φθειριω*, 'I am lousy.' A remedy which is used to destroy lice.

ANTI' PHTHIS' ICAL, *Antiphthi's'icus*, from *αντι*, 'against,' and *φθισις*, 'consumption.' Opposed to phthisis.

ANTI' PHYSICA, Carminatives.

ANTI' PHYSY' CAL, *Antiphys'icus*, from *αντι*, 'against,' and *φυσω*, 'I blow.' An expeller of wind: a carminative, (q. v.)

It has also been used for any thing preternatural; here, the derivation is from *αντι*, 'against,' and *φυσις*, 'nature.' The French sometimes say, *Un goût antiphysique*.

ANTI' PLEURIT' IC, *Antipleuret'icus*, *Antipleuret'ic*, from *αντι*, 'against,' and *πλευριτις*, 'pleurisy.' Opposed to pleurisy.

ANTI' PNEUMONIC, *Antipneumon'icus*, from *αντι*, 'against,' and *πνευμωνια*, 'disease or inflammation of the lungs.' A remedy for disease or inflammation of the lungs.

ANTI' PODOAGRIC, Antiarthritic.

ANTI' PRAXIS, from *αντι*, 'against,' and *πρασιω*, 'I act.' A contrary state of different parts in the same patient: e. g. an increase of heat in one organ, and diminution in another.

ANTI' PORSOR' IC, *Antipsa'ricus*, *Antisca'bi'ous*, from *αντι*, 'against,' and *ψωρα*, 'the itch.' (F.) *Antigaleux*. Opposed to the itch.

ANTI' PUTRID, Antiseptic.

ANTI' PY' TIC, *Antipy'icus*, from *αντι*, 'against,' and *πυρις*, 'pus.' Opposed to suppuration.

ANTI' PYRETIC, Febrifuge.

ANTI' PYROT' IC, *Antipyrat'icus*, from *αντι*, 'against,' and *πυρ*, 'fire.' Opposed to burns or to pyrosis.

ANTI' QUARTANA' RIUM, *Antiquar'tium*. A remedy formerly used against quartan fever. ANTI' QUUS, Chronic.

ANTI' RHACHIT' IC, *Antirhachit'icus*, from *αντι*, 'against,' and *ραχιτις*. Opposed to rachitis, or rickets.

ANTIRHEUMATIC, *Antirrhemat'icus*; from *anti*, 'against,' and *ρευμα*, 'rheumatism.' A remedy for rheumatism.

ANTIRHINUM LINA'RIA, *Lina'ria*, *L. vulgaris*, *Osy'ris*, *Urinda'ria*, *Common Toad Flax*, (F.) *Linaire*. The leaves have a bitterish taste. They are reputed to be diuretic and cathartic. An ointment made from them has been extolled in hemorrhoids.

ANTIRHINUM ELATI'NE, *Elati'ne*, *Fluellen* or *Female Speedwell*, was formerly used against scurvy and old ulcerations.

ANTISCABIOUS, Antisporic.

ANTISCIRRHOUS, Anticancerous.

ANTISCOLETICUS, Anthelmintic.

ANTISCOLICUS, Anthelmintic.

ANTISCORBUTIC, *Antiscorbut'icus*, from *anti*, 'against,' and *scorbutus*, 'the scurvy.' Opposed to scurvy.

ANTISCROFULOUS, *Antiscroful'us*, *Antistru'mosus*, *Anticherad'icus*. Opposed to scrofula.

ANTISEPTIC, *Antisepticus*, *Antiputrid*, from *anti*, 'against,' and *σηπτος*, 'putrid.' *Antiputredino'sus*. Opposed to putrefaction. The chief antiseptics, internally or externally employed, are *Acidum Muraticum*, *Acidum Nitricum*, *Acidum Sulphuricum*, *Alumina sulphas*, *Carbo Ligni*, *Calx chlorinata*, *Chlorinum*, *Cinchona* and its active principles, *Creasote*, *Davoi Radix*, *Fermentum Cerevisia*, *Soda Chlorinata*, and *Zinci chloridum*.

ANTISIAL'AGOGUE, *Antisialago'gus*, *Antisi'olus*, from *anti*, 'against,' and *οισαλι*, 'saliva.' A remedy against ptyalism.

ANTISPASIS, Derivation, Revulsion.

ANTISPASMODIC, *Antispasmod'icus*, *Antispas'ticus*, from *anti*, 'against,' and *σπασω*, 'I contract.' Opposed to spasm. The whole operation of antispasmodics is probably revulsive. The following are the chief reputed antispasmodics. *Aether Sulphuricus*, *Asafetida*, *Castoreum*, *Dracontium*, *Moschus*, *Oleum Animale Dippelii* and *Valeriana*—with the mental antispasmodics, abstraction, powerful emotions, fear, &c. Of direct antispasmodics, we have not an example.

ANTISPASTICUS, Antispasmodic, Derivative.

ANTISTASIS, Antagonism.

ANTISTERIGMA, from *anti*, 'against,' and *στηριγμα*, 'a support.' A fulcrum, support, crutch.—Hippocrates.

ANTISTERNUM, from *anti*, 'against,' and *στερον*, 'the sternum.' The back.—Rufus.

ANTISTRUMOUS, Antiscrofulous.

ANTISYPHILITIC, *Antisymphilit'icus*, from *anti*, 'against,' and *sypphilis*, 'the venereal disease.' Opposed to the venereal disease.

ANTITASIS, Counter-extension.

ANTITHENAR, *Opponens pollicis*, *Adductor pollicis pedis*.

ANTITHERMA, Refrigerants.

ANTITHORA, *Aconitum anthora*.

ANTITRAGICUS, *Antitrag'us*, (F.) *Muscle de l'Antitragus*, *M. antitragien*.—(Ch.) Belonging to the antitragus. A small muscle is so called, the existence of which is not constant. It occupies the space between the antitragus and anhelix.

ANTITRAGIEN, Antitragicus.

ANTITRAGUS, from *anti*, 'opposite to,'

and *τραγος*, 'the tragus.' *Antilo'bium*, *Oblo'bium*, A conical eminence on the pavilion of the ear, opposite the tragus.

ANTITYPIA, from *anti*, 'against,' and *τυπω*, 'I strike.' Resistance. Hardness. Repercussion.

ANTIVENE'REAL, *Antivene'reus*, from *anti*, 'against,' and *Venus*, 'Venus.' The same as Antisyphilitic. Formerly it was used synonymously with Antiprodisiac.

ANTIVERMICULAR, Antiperistaltic.

ANTIVERMINOSUS, Anthelmintic.

ANT/LIA or ANTLI'A, from *avrliv*, 'to pump out.' A syringe; a pump. Hence, *Antilia lactea*, *Lactisugium*, a breast-pump; and *Antilia sanguisuga*, *Antibidella*, *Hiru'do artificialis*, the exhausting syringe used in cupping.

ANT/LIA GASTRICA, Stomach-pump.

ANTODONTALGIC, Antiodontalgic.

ANTODYNUS, Antodyne.

ANTRAX, Anthrax.

ANTRE, Antrum—a. *d'Hyghmore*, Antrum of Highmore.

ANTROVERSIO, Anteversio.

ANTRUM, ('A cavern,' *Cavern'a* (q. v.) *Bar'athrum*, (F.) *Antre*. A name given to certain cavities in bones, the entrance to which is smaller than the bottom.

ANTRUM AURIS, Tympanum—a. *Buccinosum*, *Cochlea*, *Labyrinth*—a. *Dentale*, see *Tooth*—a. *Pylori*, see *Stomach*.

ANTRUM OF HIGHMORE, *Antrum Highmoria'num*, *Antrum Genae*, *Antrum maxilla're* vel *maxillae superioris*, *Genyantrum*, *Maxillary Sinus*, *Sinus Genae pituitarius*, (F.) *Antre d'Hyghmore*, *Sinus Maxillaire*. A deep cavity in the substance of the superior maxillary bone communicating with the middle meatus of the nose. It is lined by a prolongation of the Schneiderian membrane.

ANULUS, *Fossette*.

ANURESIS, Ischuria.

ANURIA, Ischuria.

ANUS, 'a circle,' *Podex*, *Potex*, *Mol'yne*, *Molyn'ie*, *Dactyl'ios*, *Cath'edra*, *Cyr'ceon*, *Cys'saros*, *Cysthos*, *Aph'edra*, *Aph'edron*, *Hedra*, *Proctos*, *Archos*, *Sedes*, *Culus*. The circular opening situate at the inferior extremity of the rectum, by which the excrement is expelled. The *fundament*. The *seat*, (F.) *Siège*. The *body*. The *seat*.

ANUS also signifies the anterior orifice of the *Aqueduct of Sylvius*. By some, this *Anus*, called also *Fora'men commu'ne posterius*, has been supposed to form a communication between the back part of the third ventricle and the lateral ventricles. It is closed up, however, by the tela choroidea, and also by the fornix, which is intimately connected with this. The foramen is situate between the commissura mollis of the optic thalami and the pineal gland.

ANUS, ARTIFICIAL. An opening made artificially, to supply the natural anus. The term is often used to include preternatural anus, (q. v.)

ANUS, CONTRACTED, (F.) *Anus retréci*. A state of the anus when, from some cause, it is constricted.

ANUS, IMPERFORATE. A malformation in which there is no natural anus. See *Atresia ani adnata*.

ANUS, PRETERNATURAL, (F.) *Anus contre*

nature, A. anormal. An accidental opening which gives issue to the whole or to a part of the fæces. It may be owing to a wound, or, which is most common, to gangrene attacking the intestine in a hernial sac.

This term is also employed, as well as *Anus devii*, *devious anus*, to the case where the anus instead of being in its natural situation, is in some neighbouring cavity, as the bladder, vagina, &c.

ANXIETY, *Anxi'etas, Anxi'etude, Adæmi'nia, Dyspho'ria anxi'etas, Alys'mus, Al'ycë, Al'ysis, Asë*, from *angere*, Gr. *αγγειν*, 'to strangle, to suffocate.' A state of restlessness and agitation, with general indisposition, and a distressing sense of oppression at the epigastrium. *Inquietude, anxiety*, and *anguish*, represent degrees of the same condition.

ANYPNIA, *Insomnia*.

AOCHLE'SIA, from *α*, priv. and *οχλος*, 'disturbance.' Tranquillity. Calmness.

AORTA, *Artèria magna, A. crassa, A. maxima*, (F.) *Aorte*. This name was given by Aristotle to the chief artery of the body. It may have been derived from *αορτισμου*, 'I am suspended,' as it seems to be suspended from the heart; or from *αορ*, 'air,' and *τηρω*, 'I keep,' because it was supposed to contain air. It is probable that Hippocrates meant by *αορται* the bronchia and their ramifications. The aorta is the common trunk of the arteries of the body. It arises from the left ventricle of the heart, about opposite to the fifth dorsal vertebra, passes upwards (*ascending Aorta*), forms the *great arch of the Aorta*, and descends along the left of the spine (*descending Aorta*), until it reaches the middle of the fourth or fifth lumbar vertebra, where it bifurcates, to give origin to the common iliacs. The aorta is sometimes divided into the *Thoracic* or *pectoral*, and the *Abdominal*. For the arteries which arise from it, &c., see *Artery*.

AORTEURYSMA, from *αορτη*, 'the aorta,' and *ευρυς*, 'dilated.' Aneurism of the Aorta, (F.) *Anévrysmè de l'Aorte, Aortiectasie*. By carefully auscultating over the dorsal vertebræ, a bellows' sound, with a deep and not always perceptible impulse, may be detected.

AORTIC, *Aorticus*. Relating to the Aorta. The *Aortic ventricle*, (F.) *Ventricle Aortique*, is the left ventricle. The *Aortic valves* are the sigmoid valves at the origin of the Aorta, &c.

AORTIECTASIE, *Aorteurysma*.

AORTITIS, *Inflammatio Aortæ*, from *Aorta*, and *itis*, denoting inflammation. Inflammation of the aorta.

AORTRA, *Aορτηον, αορτηα, αορτην*. A lobe of the lungs.—Hippocrates.

AOTUS, from *α*, privative, and *ους*, 'an ear.' A monster devoid of ears. *Gurli*.

APAGMA, *Apoclas'ma, Apocæcaulis'menon*, from *απο*, 'from,' and *αγω*, 'I remove.' Separation, abduction, (q. v.) Separation of a fractured bone.—Galenus, *Foësius*.

APAGOGE, *Defecation, Inductio*.

APALACHINE, *Ilex vomitoria—a. d. Feuilles de Prunier, Prinos—a. Gallis, Ilex vomitoria*.

APALLAGE, *Apallax'is*, from *απαλλαττω*, 'I change.' Mutation, change. It is generally taken in a good sense, and means the change from disease to health.—Hippocrates.

APALLAXIS, *Apallage*.

APALOTICA, from *απαλοτις*, 'softness, tenderness.' Fortuitous lesions or deformities affecting the soft parts. The first order in the class *Typhicia*, of Good.

APANTHESIS, *Apantismus*.

APANTHISMUS, *Apanthe'sis*, from *απο*, 'from,' and *ανθια*, 'I flower.' The obliteration of parts previously inservient to useful purposes, as of the ductus venosus and ductus arteriosus, which are essential to fœtal existence, but are subsequently unnecessary. See, also, *Stuprum*.

APANTHROPIA, from *απο*, 'from,' and *ανθρωπος*, 'man.' Detestation of man; desire for solitude.—Hippocrates. One of the symptoms of hypochondriasis.

APAPHRISMOS, *Desupmation*.

APARACHYTUM VINUM, from *α*, priv., and *παραχυνω*, 'I pour over.' The purest wine: that which has not been mixed with sea-water.—Galen.

APARINE, *Galium aparine*.

APARTHROSIS, *Diarthrosis*.

AP'ATHY, *Apathi'a, Ameli'a*, from *α*, privative, and *παθος*, 'affection.' (F.) *Apathie*. Accidental suspension of the moral feelings. It takes place in very severe diseases, particularly in malignant fevers.

APECHEMA, from *απο*, 'from,' and *ηχος*, 'sound.' Properly the action of reflecting sound. In medicine, it is synonymous with the Latin *Contrafissura*, a counter-fissure, a counter-blow.—Gorræus, *Celsus*.

APECTOCEPHALUS, *Acephalothorus*.

APEL'LA, *Appel'la, Leipoder'mos, Recuti'tus*, from *α*, priv., and *pellis*, 'skin.' One whose prepuce does not cover the glans.—Galenus, *Linnaeus*, *Vogel*. Retraction or smallness of any other soft appendage.—*Sagar*. One who is circumcised.

APEPSIA, *Dyspepsia*.

APERIENT, *Apériers, Aperit'ivus*, from *aperire*, (*ad* and *pario*), 'to open.' *Res'erans*. A laxative, (q. v.) (F.) *Aperitif*. A medicine which gently opens the bowels. The term had formerly a much more extensive signification, and, like *Catalyticum*, was given to a substance supposed to have the power of opening any of the passages, and even the blood-vessels.

APERISTATON, *Aperist'atum*, from *α*, privative, and *περιστημι*, 'I surround.' An epithet for an ulcer not dangerous nor considerable, nor surrounded by inflammation.

APÉRITIF, *Aperient*.

APERITIVUS, *Aperient*.

APERTOR OCULI, *Levator palpebræ superioris*.

APERTORIUM, from *aperio*, 'I open.' An instrument for dilating the os uteri during labour.

APERTURA, *Mouth—a. Anterior ventriculi tertii cerebri, Vulva (cerebri)—a. Pelvis superior, see Pelvis*.

APEUTHYSMENOS, *Rectum*.

APEX, *Micro*. The point or extremity of a part:—as the apex of the tongue, nose, &c.

APEX LINGUÆ, *Proglottis*.

APHÆRESIS, *Apheresis, Extirpation*.

APHALANGIASIS, from *α*, 'intensive,' and *φαλαγγς*, 'phalanx,' (q. v.) The fourth stage of Oriental leprosy, which is recognised chiefly by a gangrenous condition of the fingers.

APHASSOMENOS, from *αφασσω*, 'I touch,

I feel.' The touching of the parts of generation of the female as a means of diagnosis.—Hippocrates. See Esaphe.

APHEDRA, Anus.

APHEDRIA, Menses.

APHEDRON, Anus.

APHELIA, απηλης, 'simple.' Simplicity. The simple manners of the sect of Methodists in teaching and practising medicine.

APHELX'IA, from απηλκω, 'I abstract.' Voluntary inactivity of the whole or the greater part of the external senses to the impressions of surrounding objects, during wakefulness. *Revery*, (F.) *Réverie*. Dr. Good has introduced this into his Nosology, as well as *Aphelx'ia socors* or *absence of mind*—*A. intenta* or *abstraction of mind*: and *A. otiosa*, *Stupidum indolentia*, *brown study* or *listless musing*.

APHEPSEMA, Decoction.

APHEPSIS, Decoction.

APHE'RESIS, *Aphæresis*, from αφαιρω, 'I take away.' An operation by which any part of the body is separated from the other. Hippocrates, according to Foësius, uses the expression *Aphæresis San'guinis* for excessive hemorrhage; and Sennertus, to express the condition of an animal deprived both of the faculties of the mind and of the mind itself.

APHE'SIS, from αφημι, 'I relax.' A remission (q. v.) This word expresses sometimes the diminution or cessation of a disease; at others, languor and debility of the lower extremities. See Languor, and Remission.

APHILANTHROPY, *Aphilanthro'pia*, from φιλαν, 'I love,' and ανθρωπος, 'a man.' Dislike to man. Love of solitude. Vogel has given this name to the first degree of melancholy.

APHISTESIS, Abscess.

APHODEUMA, Excrement.

APHODUS, Excrement.

APHONETUS, Aphonus.

APHONIA, *Ligatio linguæ*, *Loque'la abolita*, *Defectus loque'lae*, *Dysphonia*, q. v., (of some,) *Aph'ony*, (F.) *Aphonie*, *Perte de la Voix*, from α, privative, and φωνη, 'voice.' Privation of voice, or of the sounds that ought to be produced in the glottis. When aphonia forms part of catarrh or of 'cold,' it is commonly of but little consequence; but when produced by causes acting on the nervous system, as by some powerful emotion, or without any appreciable lesion of the vocal apparatus, it frequently resists all remedies.

APHONIA, Catalepsy—a. *Surdorum*, *Mutitas Surdorum*.

APHONICUS, Aphonus.

APHONUS, *Apho'nicus*, *Apho'netus*; same etymon. Relating to aphonia.

APHONY, Aphonia.

APHORIA, Sterilitas.

APHORICUS, Sterile.

APHORUS, Sterile.

APHORME, αφορμη, 'occasion.' The external and manifest cause of any thing. The occasional cause of a disease.—Hippocrates.

APHRODES, 'frothy,' from αφρος, 'foam,' and ειδος, 'resemblance.' Applied to the blood and the excrements.—Hippocrates.

APHRODISIA, Coition, Puberty.

APHRODISIAC, *Aphrodisiacus*, from Αφροδιτη, 'Venus,' (F.) *Aphrodisiaque*. Medicine or food believed to be capable of exciting to the

pleasures of love; as ginger, cantharides, &c. They are generally stimulants.

APHRODISIACUS, Venereal.

APHRODISIASMUS, Coition.

APHRODISIOGRAPHY, from Αφροδιτη, 'Venus,' and γραφω, 'I describe.' Etymologically, this term means a description of the pleasures of love, but it has been placed at the head of a work describing the venereal disease.

APHROG'ALA, from αφρος, 'foam,' and γαλα, 'milk.' *Lac spumo'sum*. A name formerly given to milk rendered frothy by agitation.

APHRONIA, Apoplexy.

APHRONTRUM, Natrum, Soda.

APHROSYNE, Delirium, Insanity.

APHTHÆ, *Aphthæ*, *Aphthæ*, from απτω, 'I inflame.' *Thrush* or *sore mouth*, *Aphtha lactu'cimen*, *A. Infant'um*, *Lactu'cimen*, *Lactu'cim'ina*, *Al'cola*, *Lactu'm'ina*, *Em'phlysis aphtha*, *Ulcera serpenti'a Oris*, *Pust'ula oris*, *Febris aphtho'sa*, *Angi'na aphtho'sa*, *Vesic'ula gingivaru'm*, *Typhus aphthoides*, *Stomatit'is exsudati'va*, *S. vesiculo'sa infant'um*, *Stomac'yra*, *S. aphtha*, *Prunel'la*, *White Thrush*, *Milk Thrush*. Aphthæ consist of roundish, pearl-coloured vesicles, confined to the lips, mouth, and intestinal canal, and generally terminating in curd-like sloughs. In France, the Aphthæ of children, *Aphthæ des enfans*, is called *Muguet*, *Millet*, *Blanchet*, *Catarrhe buccal* and *Stomatit'is crêmeuse pultacée*, *Pultaceous Inflammation of the Mouth*; and generally receives two divisions—the *mild* or *discreet*, (F.) *Muguet bénin* on *discreet*, and the *malignant*, (F.) *Muguet malin* on *confluent*, and the *Black Thrush*. Common Thrush is a disease of no consequence, requiring merely the use of absorbent laxatives. The malignant variety, which is rare, is of a more serious character, and is accompanied with typhoid symptoms.

APHTHÆ ADULTORUM, Stomatitis, aphthous—a. *Præputii*, *Herpes præputii*—a. *Serpentes*, *Cancer aquaticus*.

APHTHÆ GANGRÆNEUX, *Cancer aquaticus*.

APHTHES DES ENFANS, Aphthæ.

APHTHEUX, Aphthous.

APHTHODES, *Aphthoides*, *Aphthoides*, from *aphthæ*, and ειδος, 'resemblance.' Aphthous-like. Resembling aphthæ.

APHTHOUS, *Aphthousus*, (F.) *Aphtheux*. Belonging to aphthæ; complicated with aphthæ; as *Aphthous Fever*.

APIASTRUM, Melissa.

APICES CRURUM MEDULLÆ OBLONGATÆ, *Corpora striata*—a. *Digitorum*, *Pupulæ*.

APILEPSIA, Apoplexy.

APIONTA, see Excretion.

APIOS, *Pyrus communis*.

APIS, Bee.

APITES, from απιον, 'a pear.' Perry.—Goræus.

APIUM GRAVEOLENS, *Apium*, *Paluda'pium*, *Beli'num*, *Smallage*, (F.) *Ache*. *Nat. Ord.* Umbelliferae. *Sex. Syst.* Pentandria Dignia. The plants, roots, and seeds are aperient and carminative. *Selery* is a variety of this.

APIUM PETRÆUM, *Bubon Macedonicum*.

APIUM PETROSELINUM, *Apium Horten'se*, *Eleoselinum* (?), *Grielum*, *Petroselinum* or *Common Parsley*, (F.) *Persil*. The root—*Petroselinum*, (Ph. U. S.)—and seeds are diuretic and aperient.

APLASTIC, *Aplast'icus*, from α , privative, and $\pi\lambda\alpha\sigma\tau\omega$, 'I form.' That which is not capable of forming; that which does not serve to form, or is not organizable.

APLASTIC ELEMENT; one which is unsusceptible of any farther amount of organization.—Gerber.

APLESTIA, Ingluvis, Intemperance.

APLEUROS, from α , privative, and $\pi\lambda\epsilon\upsilon\rho\sigma$, 'a rib.' One without ribs.—Hippocrates. Galen.

APLOTOMY, *Apilotom'ia*, from $\alpha\pi\lambda\omicron\sigma$, 'simple,' and $\tau\epsilon\mu\upsilon\omega$, 'I cut.' A simple incision.

APNEUSTIA, *Apnœa*, Asphyxia.

APNEA, from α , privative, and $\pi\tau\epsilon\omega$, 'I respire.' *Asphyx'ia*, *Apneus'tia*. Absence of respiration, *Respiratio abol'ita*, or insensible respiration. Also, Orthopnœa, (q. v.)

APNŒA INFANTUM, Asthma Thymicum.

APNŒASPHYXIA, Asphyxia.

APNŪS, $\alpha\pi\nu\omicron\sigma$, same etymon. One devoid of respiration. An epithet applied by authors to cases in which the respiration is so small and slow, that it seems suspended.—Castelli. It is probable, however, that the word was always applied to the patient, not to the disease.

APO, $\alpha\pi\omicron$, a prefix, denoting 'from, of, off, out.' Hence—

APOBAMMA, Embamma.

APOBAINON, Eventus.

APOBESOMENON, Eventus.

APOBIOSIS, Death.

APOBLEMA, Abortion.

APOBOLE, Abortion.

APOBRASMA, Furfur.

APOCAPNISMUS, Fumigation.

APOCATASTASIS, Considentia, Restauratio.

APOCATHARSIS, Catharsis.

APOCATHARTICUS, Cathartic.

APOCECAULISMENON, Apagma.

APOCENO'SIS, *Aposceno'sis*, from $\alpha\pi\epsilon$, 'out,' and $\kappa\epsilon\nu\omega\sigma\tau\epsilon$, 'evacuation.' A partial evacuation, according to some, in opposition to Cenosis, which signifies a general evacuation.—Cullen and Swediaur apply it to morbid fluxes.

APOCENOSIS, Abvacuatio—a. Diabetes mellitus, Diabetes—a. Ptyalismus mellitus, see Salivatio—a. Vomitus pyrosis, Pyrosis.

APOCHOREON, Excrement.

APOCHREMMMA, Sputum.

APOCHREMPISIS, Exspuition.

APOCHYMA, from $\alpha\pi\omicron\gamma\epsilon\omega$, 'I pour out.'

A sort of tar, obtained from old ships; which is impregnated with chloride of sodium. It was used as a discutient of tumours.—Aëtius, Paulus, Gorræus.

APOCIN GOBE-MOUCHE, Apocynum androsæmifolium.

APOCLASMA, Abduction, Apagma.

APOCLEISIS, Asitia, Digest.

APOCOPE, from $\alpha\pi\omicron$, and $\kappa\omicron\pi\tau\epsilon\iota\nu$, 'to cut.' Abscission, (q. v.) A wound with loss of substance. Fracture with loss of part of the bone. Amputation.

APOCOPUS, Castratus.

APOCRISIS, Contagion, Excrement, Secretion.

APOCROUS'TIC, *Aporous'tica* seu *Aporous'tica*, (*remed'ia*), from $\alpha\pi\omicron$, 'out,' and $\kappa\rho\upsilon\omega$, 'I push.' An astringent and repellent, (q. v.)—Galenus.

APOCRUSTICA, Apocroustic.

APOCYESIS, Parturition.

APOCYNUM ANDROSÆMIFOLIUM, from $\alpha\pi\omicron$, and $\kappa\upsilon\omega$, 'a dog,' because esteemed, of old, to be fatal to dogs. *Dog's Bane*, *Bitter Dog's Bane*, *Milkweed*, *Bitterroot*, *Honeybloom*, *Catchfly*, *Flytrap*, *Ip'ecac*, (F.) *Apocin gobemouche*, *A. amer.* *Nat. Ord.* Apocynææ. *Sæc. Syst.* Pentandria Digynia. The root of this plant is found from Canada to Carolina. Thirty grains evacuate the stomach as effectually as two-thirds of the amount of Ipecacuana, by which name it is known in various parts of the eastern states. It is in the secondary list of the Pharmacopœia of the United States.

APOCYNUM CANNABINUM, *Indian Hemp*. This American plant possesses emetic, cathartic, diaphoretic and diuretic properties, and has been strongly recommended in dropsy. It has been given in decoction,—ʒij of the root boiled in three pints of water to two. A wine-glassful for a dose.

APOCYNUM NOVÆ ANGLIÆ HIRSUTUM, *Asclepias tuberosa*—a. Orange, *Asclepias tuberosa*—a. Scandens, Allamanda.

APODACRYTICUS, *Delachrymatus*, from $\alpha\pi\omicron$, 'from,' and $\delta\alpha\kappa\rho\upsilon\omega$, 'I weep.' A substance, supposed to occasion a flow of the tears, and then to arrest them.—Columella, Pliny, Galenus.

APODEMIALGIA, Nostalgia.

APODIA, from α , privative, and $\pi\upsilon\tau\epsilon$, 'a foot.' Want of feet; hence *Apous* or *Apus*, one who has no feet.

APODYTERIUM, *Coniste'rium*, *Spoliato'rium*, *Spolia'rium*, from $\alpha\pi\omicron\delta\upsilon\alpha$, 'I strip off.' The ante-room, where the bathers stripped themselves in the ancient Gymnasia.

APOGALACTISMUS, Weaning.

APOGALACTOS, Exuber.

APOGEUSIS, Ageustia.

APOGEUSTIA, Ageustia.

APOGLAUCOSIS, Glaucoosis.

APOGON, Imberbis.

APOGONUM, from $\alpha\pi\omicron$, and $\gamma\iota\nu\omicron\mu\alpha\iota$, 'I exist.' A living fetus in utero.—Hippocrates.

APOLEPISIS, Desquamation.

APOLEPISMUS, Desquamation.

APOLEP'SIS, *Apolep'sia*, *Apolip'sis*, from $\alpha\pi\omicron\lambda\epsilon\pi\beta\alpha\nu\omega$, 'I retain.' Retention, suppression.—Hippocrates. Asphyxia.

APOLEX'IS, from $\alpha\pi\omicron\lambda\eta\gamma\omega$, 'I cease.' Old age, decrepitude.

APOLINO'SIS, from $\alpha\pi\omicron$, and $\lambda\iota\nu\epsilon\nu$, 'a flaxen thread.' The mode of operating for fistula in ano, by means of a thread of *Homolinon* or *Linum erudum*.—Hippocrates, Paulus.

APOLIPSIS, Apolepsis.

APOLLINARIS ALTERCUM, Hyoscyamus.

APOLUTICA, Cicatrisantia.

APOLYSIA, *Apol'ysis*, from $\alpha\pi\omicron\lambda\upsilon\omega$, 'I loosen.' Solution. Relaxation. Debility of the limbs or looseness of bandages.—Erotian. Expulsion of the fetus and its dependencies. Termination of a disease.—Hippocrates, Galen.

APOMATHE'MA, *Apomathe'sis*, from $\alpha\pi\omicron$, and $\mu\alpha\iota\theta\alpha\nu\omega$, 'I learn.' Forgetfulness of things taught.—Hippocrates.

APOMELI, from $\alpha\pi\omicron$, 'of,' and $\mu\epsilon\lambda\iota$, 'honey.' An oxymel (q. v.) or decoction made of honey.—Galen, Aëtius, Paulus, &c.

APOMEXIS, Munctio.

APOMYLE'NAS, from $\alpha\pi\omicron\mu\upsilon\lambda\lambda\alpha\nu\omega$, 'I make a wry mouth.' One who pushes his lips

forwards, pressing them against each other. Occasionally a symptom of nervous fever.—Galen, Erotian.

APOMYTHOSIS, from *απομύσσει*, 'I snore.' A disease in which there is stertor.—Sauvages, Sagar.

APOMYXIA, Nasal mucus.

APONEUROGRAPHY, *Aponeurographia*, from *απονεύρωσις*, an 'aponeurosis,' and *γραφή*, 'a description.' A description of the Aponeuroses.

APONEUROLOGY, *Aponeurologia*, from *απονεύρωσις*, 'an aponeurosis,' and *λογία*, 'a discourse.' *Aponeurosiology*. The Anatomy of the Aponeuroses.

APONEUROSIOLGY, *Aponeurology*.

APONEUROSIS, *Aponeurosis*, from *απο*, 'from,' and *νεύρον*, 'a nerve.' *Pronervatio*, *Denervatio*, *Enervatio*, *Expansio nervosa*, (F.) *Aponeurose*, *Aponévrose*. The ancients called every white part *νεύρον*, and regarded the Aponeurosis as a nervous expansion. The Aponeuroses are white, shining membranes, very resisting, and composed of fibres interlaced. Some are continuous with the muscular fibres, and differ only from tendons by their flat form. They are called *Aponeuroses of insertion*, (F.) *Aponévroses d'insertion*, when they are at the extremities of muscles, and attach them to the bone;—*Aponeuroses of intersection*, (F.) *Aponévroses d'intersection*, if they interrupt the continuity of the muscle, and are continuous on both sides with muscular fibres. Others surround the muscle, and prevent its displacement: they are called *enveloping Aponeuroses*, (F.) *Aponévroses d'enveloppe*.

APONEUROSIS, Fascia—a. Crural, Fascia lata—a. Femoral, Fascia lata—a. Iliac, Fascia iliaca.

APONEUROSITIS, from *aponeurosis*, and *itis*, 'denoting inflammation.' Inflammation of an aponeurosis.

APONEUROTIC, *Aponeuroticus*. What relates to Aponeuroses:—thus, we say *Aponeurotic expansion*, *Aponeurotic muscle*, &c.

APONEUROTOMY, *Aponeurotomia*, from *απονεύρωσις*, 'aponeurosis,' and *τομή*, 'I cut.' Anatomy of aponeuroses.

Aponeurotomy has, also, been proposed for the division, (*débridement*) of filaments, &c. in aponeurotic openings, and for the section of fasciæ.

APONÉVROSE PÉDIEUSE, see *Pedal Aponeurosis*—a. *Superficielle de l'Abdomen et de la Cuisse*, Fascia superficialis.

APONEVROSIS, *Aponeurosis*.

APONIA, from *α*, privative, and *πόνος*, 'pain.' Freedom from pain.

APONIPSIS, Ablution.

APOPALLE'SIS, *Apopal'sis*, from *αποπαλλω*, 'I throw off.' Expulsion. Protrusion:—Hippocrates. Also, Abortion, (q. v.)

APOPATE'MA, *Apopat'hos*, *Apopat'us*. The excrement, and the place where it is deposited.—Dioscorides, Erotian.

APOPEDASIS, Luxation.

APOPHLEGMATISANS PER NARES, Errhine—a. per Os, Sialogogue.

APOPHLEGMATISANTIA, *Apophlegmatison'ta*, *Apophlegmatismi*, from *απο*, 'out,' and *φλεγμα*, 'phlegm.' Medicines which facilitate the upward expulsion of mucus from the mucous membrane of the digestive or air passages; as gargles, masticatories, &c.

APOPHLEGMATISM, *Apophlegmatis'mus*. The action of *Apophlegmatisia*.—Galen.

APOPHLEGMATISMI, *Apophlegmatisan'tia*.

APOPHRADES, from *αποφραει*, 'unlucky.' An epithet applied to unlucky days, (*dies nefandi*.) Days on which a favourable change is not expected to occur in a disease.—A. Laurentius.

APOPHRAXIS, Amenorrhæa.

APOPHTHARMA, *Apophthora*, from *απο*, and *φθισω*, 'I corrupt.' Abortion, as well as a medicine to procure abortion.

APOPHTHORA, Abortion.

APOPHTHORIUS, Abortive.

APOPHYADES, from *απο*, 'from,' and *φυα*, 'I spring.' The ramifications of veins and arteries.—Hippocrates.

APOPHYSE BASILAIRE, Basillary process—a. *Engainante ou vaginale*, Vaginal process—a. *Pyramidale*, see *Temporal Bone*—a. *Pétrée*, see *Temporal Bone*.

APOPHYSES ÉPINEUSES, Spinous processes of the vertebræ.

APOPHYSIS, from *απο*, 'from,' and *φυα*, 'I rise,' *Ec'physis*, *Processus*, *Appendix*, *A process of a bone*, *Prominentia ossis continua*. When the apophysis is yet separated from the body of the bone by intervening cartilage, it is called *Epiphysis*. The apophyses or processes are, at times, distinguished by epithets, expressive of their form: as *A. styloid*, *A. coracoid*, &c. Others are not preceded by the word apophysis; as *Trochanter*, *Tuberosity*, &c.

APOPHYSIS OF INGRASIAS is a term applied to the lesser ala of the sphenoid bone.

APOPHYSIS OF RAU, *Grêle apophyse du Marteau*. see *Malleus*.

APOPHYSIS ZYGOMATICA, Zygomatic process.

APOPIES'MA, from *αποπιεω*, 'I compress.' Hippocrates uses the term to signify a fancied expression or forcing out of humours by the application of bandages in wounds and fractures.

APOPLANESIS, Error loci.

APOPLEC'TIC, *Apoplecticus*. Referring to Apoplexy. This word has various significations. It is applied, 1. To individuals labouring under apoplexy: 2. To remedies proper for combating apoplexy: 3. To the constitution, temperament, or make, *Architectu'ra apoplectica*, *Habitus apoplecticus*, which predisposes to it, and, 4. To the symptoms which characterize apoplexy; as *Apoplectic sleep*, *A. stroke*, (q. v.) *A. stertor*, &c. The jugular veins have also, by some, been called *Apoplectic veins*, *Vena apoplectica*.

APOPLECTIC CELL. The cavity remaining in the cephalon, after the effusion of a clot into it.

APOPLECTICUS, Antiapoplectic, Apoplectic.

APOPLEXIA, Apoplexy—a. *Catalepsia*, *Catalepsia*—a. *Cerebralis*, see *Apoplexy*—a. *Cerebri*, see *Apoplexy*—a. *Cordis*, *Hæmocardiorrhagia*—a. *Hydrocephalica*, *Hydrocephalus internus*—a. *Hepatica*, *Hepatorrhagia*—a. *Medullaris*, *Apoplexia myelitica*—a. *Meningæa*, *Apoplexy meningæa*.

APOPLEXIA MYELITICA; *A. Medullaris*, *A. Spinalis*, *A. Rachialis*, *Hæmorrhachis*, *Myelorrhagia*, *Myelapoplexia*, (F.) *Apoplexie de la Moëlle épinière*, *Hémorrhagie de la Moëlle épinière*, *Hémato-myélie*, *Hémo-myélorrha-*

gie, *Hæmorrhachis*. Hemorrhage into the spinal marrow.

APOPLEXIA NERVOSA, Apoplexy, nervous—*a.* Nervosa traumatica, Concussion of the brain—*a.* Pituitosa, see Apoplexy—*a.* Pulmonalis, see Hæmoptysis—*a.* Pulmonum, see Hæmoptysis—*a.* Renalis, Apoplexy, renal—*a.* Rhachialis, *A.* myelitica—*a.* Sanguinea, see Apoplexy—*a.* Serosa, see Apoplexy—*a.* Simplex, Apoplexy, nervous—*a.* Spasmodica, Apoplexy, nervous—*a.* Spinal, Apoplexia myelitica—*a.* Temulenta, see Temulentia.

APOPLEXIE CAPILLAIRE, Mollities cerebri—*a.* Cérébrale, Apoplexy, *Hæmorrhagie cérébrale*.

APOPLEXIE FOUDROYANTE, 'Thundering Apoplexy.' A form of apoplexy, which is intense and rapidly fatal.

APOPLEXIE MENINGÉE, Apoplexy, meningeal—*a.* De la Moëlle Epinière, Apoplexy, spinal.

APOPLEXY, *Apoplex'ia*, from ἀποληπτειν, 'to strike with violence.' At the present day, the term apoplexy is employed by many writers to signify *interstitial hemorrhage*, (*F.*) *Hæmorrhagie interstitielle*, or every effusion of blood, which occurs suddenly into the substance of an organ or tissue. Hence, we speak of cerebral apoplexy, pulmonary apoplexy, &c. &c. Formerly it was always—and still is by many—used in an entirely symptomatic sense, to signify, in other words, the train of phenomena, which characterize cerebral apoplexy. This disease, *Hæmorrhagia Cerebri*, *Aphro'nia*, *Carus Apoplex'ia*, *Coma Apoplex'ia*, *Apoplex'ia cerebri sanguin'ea*, *A. cerebr'al'is*, *Encephalorrhag'ia*, *Sanguinis ictus*, *Hæmatencephalium*, *Pulpez'ia*, *Sideratio*, *Apilepsia*, *Morbus atton'itus*, *Gutta*, *Theople'gia*, *Theoplex'ia*, (*F.*) *Apoplexie*, *A. cérébrale*, *Hæmatocephalie*, *Coup de sang*, is characterized by diminution, or loss of sensation and mental manifestation; by the cessation, more or less complete, of motion; and by a comatose state,—circulation and respiration continuing. It generally consists in pressure upon the brain; either from turgescence of vessels, or from extravasation of blood; hence the terms *Hæmencephalus*, *Hæmorrhagie cérébrale*, and *Hæmoencephalorrhagie*, applied to it by some. The general prognosis is unfavourable; especially when it occurs after the age of 35. When Apoplexy is accompanied with a hard, full pulse, and flushed countenance, it is called *Apoplexia sanguin'ea*, *Cataph'ora coma*; when with a feeble pulse and pale countenance, and evidences of serous effusion, *Apoplex'ia serosa*, *A. pituitosa*, *Serous Apoplexy*, *Cataph'ora hydrocephal'ica*, *Encephaloch'ysis ser'alis*, *Hydrocephalus acutus senium*, *Hydroencephalorrhée*, (*Piorry*), *Hydropisie cérébrale suraiguë*, *Hydroorrhagie*.

In *Nervous Apoplexy*, *Apoplex'ia nervosa* sen *spasmod'ica*, *A. simplex*, *simple apoplexy*, no lesion whatever may be perceptible on dissection, although the patient may have died under all the phenomena that are characteristic of apoplexy.

APOPLEXY OF THE HEART, *Hæmo-cardiorrhagia*.

APOPLEXY, MENINGEAL, *Apoplex'ia mening'ea*, (*F.*) *Apoplexie méningée*, *Hæmorrhagie méningée*. Hemorrhage from the meninges of the brain or spinal marrow—generally into the great cavity of the arachnoid.

APOPLEXY, NERVOUS, see Apoplexy—*a.* Pulmonary, see Hæmoptysis—*a.* Simple, *A. Nervous*.

APOPLEXY, RENAL, *Apoplex'ia renal'is*. A condition of the kidney, characterized by knotty, irregular, tuberculated eminences, some of a deep black colour. Effusion of blood into the substance of the kidney.

APOPLEXY, SEROUS, see Apoplexy—*a.* Spinal, *Apoplexia myelitica*.

APOPNEUSIS, Exhalatio.

APOPNOXIS, Suffocatio.

APOPNEA, Exspiratio.

APOPSYCHIA, Syncope.

APOPTO'SIS, from ἀποπτω, 'I fall down.' A relaxation of bandages.—*Erotian*.

APORRHŒ, Aporrhœa.

APORRHŒA, *Apor'rhœa*, *Apor'rhysis*, *Deflu'vium*, from ἀπορρῶ, 'I flow from.' An emanation, effluviu, contagion, (*q. v.*)—*Moschion*. A falling off of the hair, according to some.

APORRHYSIS, Aporrhœa.

APOSCEMMA, *Aposcep'sis*, from ἀποσκηνω, 'I lie down, I direct myself towards.' Afflux of fluids towards a part. Metastasis. The first word has been applied to the excrements.—*Hippocrates*, *Galen*.

APOSCENOSIS, Apocenosia.

APOSCEPARNISMUS, *Deasciatio*, from ἀπο and σκαργον, 'a hatchet.' Wound of the cranium, by a cutting instrument, in which a piece of the bone has been cut out, as with a hatchet.—*Gorraeus*.

APOSCHEMIS, Apocemma.

APOSCPHASIS, *Aposchas'mus*, from ἀποσχατα, 'I scarify.' *Scarification*. A slight superficial incision in the skin. Also, blood-letting.—*Hippocrates*.

APOSTIA, *Sitis defectus*, from α, privative, and ποιω, 'drink.' Want of thirst, absence of desire for liquids.

APOSITIA, from απο, 'from,' and σιτος, 'food.' Aversion for food.—*Galen*. See *Disgust*.

APOSITIC, *Aposit'icus*; the same etymology. Any substance which destroys the appetite, or suspends hunger.

AOSPASMA, from ἀοσπασω, 'I tear or lacerate.' (*F.*) *Arrachement* (*q. v.*) A solution of continuity, especially of a ligament. *Rhagma ligamenta're*, *Lacera'tio ligamenta'ria*.

AOSPHACELISIS, *Aosphacelis'mus*, from απο, and σφακελος, 'mortification.' Gangrene in wounds and fractures, owing to the bandages being too tight.—*Hippocrates*.

AOSPHINXIS, ἀποσφιγγει, constriction, compression. The action of a tight bandage.—*Hippocrates*.

AOSPONGISMUS, the act of sponging for any purpose.—*Gorraeus*.

APOSTALAGMA, *Apostag'ma*, from απο, 'from,' and σταλαω, 'I drop.' The ancient name for the saccharine liquor which flows from grapes when not yet pressed.

APOSTASIS, from απο, and στημι, 'I stop.' The ancients had different significations for this word. It was most commonly used for an abscess. The separation of a fragment of bone by fracture. Removal of disease by some excretion, &c.

APOSTAXIS, from αποσταω, 'I distil from.' The defluxion of any humour, as of blood from the nose.—*Hippocr*. *Staxis* (*q. v.*)

APOSTEMA, from *απο*, 'from,' and *ιστημι*, 'I settle,' or from *απιστημι*, 'I recede from.' This word is used by the ancients somewhat vaguely. It meant an affection in which parts, previously in contact, are separated from each other by a fluid collected between them. The moderns regard it as synonymous with *Abscess*, (q. v.) Some, even of the moderns, have applied it to any watery tumour, and even to tumours in general.

APOSTEMA CEREBRI, Encephalopyosis—a. Empyema, Empyema—a. Parulis, Parulis—a. Phalangum, *Fourche*—a. Psoaticum, Lumbar abscess.

APOSTERIGMA, from *αποστηριζω*, 'I support.' Any thing that supports a diseased part, as a cushion, a pillow, &c.—Galen. A deep-seated and inveterate disease of the intestines.—Hippocrates.

APOSTHIA, *Leipoder'mia*, from *a* privative, and *πρόδια*, 'prepuce.' Want of prepuce.

APOSTOLORUM UNGUENTUM, *Decaphtar'macum*, Ointment of the Apostles. So called, because as many solid ingredients entered into its composition as there were apostles. It contained several resins and gum resins, yellow wax, oil, vinegar, verdigris, &c., and was formerly employed as a vulnerary.

APOSTROPHE, from *απο*, and *στρέφω*, 'I turn.' An aversion or disgust for food.—Paulus. Also, the direction of humours towards other parts.

APOSYRMA, Abrasion, Desquamation.

APOTELESMA, from *απο*, and *τελεσμα*, 'completion.' The result or termination of a disease. See, also, Amuletum.

APOTHANASIA, see Death.

APOTHECA, *Pharmacœum*, *Pharmacopolium*, from *απ* and *τιθημι*, 'to place.' Any place where things are kept, and therefore 'a shop,' and particularly a wine cellar. A place or vessel wherein medicines are kept. See *Pharmacopolium*.

APOTHECARIUS' HALL. The Hall of the Corporation or Society of Apothecaries of London, where medicines are prepared and sold under their direction, &c. This Company obtained a charter of incorporation in the 15th year of James the First. No general practitioner can establish himself in England or Wales, without having obtained a license from the Court of Examiners of the Company.

APOTHECARY, *Apothecarius*, *Dispensator*, *Pharmacopola*, *Pigmenta'rius*, *Pharmacopœus*, *Pharmaceutus*, *Pharmacœuta*, *Rhizot'omus*, *Myrop'oles*, *Myrop'olus*, *Pharmacter*, *Pharmactergicus*, *Pharmacurgus*, *Pharmacœutist*, same derivation, (F.) *Apothicaire*, *Pharmacien*, *Pharmacopole*. In every country except Great Britain, it means one who sells drugs, makes up prescriptions, &c. In addition to these offices, which, indeed, they rarely exercise, except in the case of their own patients, the Apothecaries in England form a privileged class of practitioners—a kind of sub-physician.

APOTHEREPEIA, *Apothērapia*, *Apothērapœsis*, from *αποθεραπεω*, (*απ*, and *θεραπεω*), 'I cure.' A perfect cure.—Hippoc. In the ancient Gymnastics, it meant the last part of the exercises:—the friction, inunction, and bathing, for the purpose of obviating fatigue, or curing disease.—Galen. Gorræus.

APOTHEREPEUSIS, *Apothērapœsia*.

APOTHERMUM, from *απο*, and *θερμη*, 'heat.' A pickle made of mustard, oil, and vinegar.—Galen.

APOTHESIS, from *αποτιθημι*, 'I replace.' The position proper to be given to a fractured limb, after reduction.

APOTHECAIRE, Apothecary.

APOTHECAIRERIE, (F.) from *αποθηκη*, 'a warehouse, shop.' The same as *Apotheca*; also, a gallipot.

APOTHLIMMA, from *απο*, and *θλιβω*, 'I press from.' Anciently, the dregs, and sometimes the expressed juice, *Succus expressus*, of plants.—Gorræus.

APOTHRASIS, from *αποθρασω*, 'I break.' Fracture of a bone, with spicula remaining. Extraction of a spiculum of bone.—Gorræus.

Also, Abscission, (q. v.)

APOTILMOS, Evulsion.

APOTOKOS, from *απο*, and *τιτω*, 'I bring forth.' An abortive fœtus.—Hippocrates.

APOTOME, Amputation.

APOTOMIA, Amputation.

APOTROPÆUM, Amuletum.

APOTROPE, Aversion. Also, deviation—as of a limb—*Parat'ropœ*.

APOXYSMUS, Abrasion.

APOZEM, Decoction.

APOZESIS, Decoction.

APPARATUS, *Parasœu'ë*, from *ad* and *parare*, 'to prepare.' This word signifies a collection of instruments, &c., for any operation whatever. (F.) *Appareil*.

In surgery it means the methodical arrangement of all the instruments and objects necessary for an operation or dressing. By extension, the French give the name *Appareil*, *Cassa chirurgica*, to the case or drawers in which the apparatus is arranged.

Apparatus has likewise been applied to the different modes of operating for the stone.—See *Lithotomy*.

In *Physiology*, *Apparatus* (*Appareil*) is applied to a collection of organs, all of which work towards the same end. A *system of organs* comprehends all those formed of a similar texture. An *apparatus* often comprehends organs of very different nature. In the former, there is analogy of structure; in the latter, analogy of function.

APPARATUS ALTUS, see *Lithotomy*.

APPARATUS IMMOVABLE, (F.) *Appareil immobile*, *Immovable Bandage*, *Permanent Bandage*. An apparatus for fractures, which is generally formed by wetting the bandages in some substance, as starch or dextrin, which becomes solid, and retains the parts *in situ*.

APPARATUS LATERALIS, see *Lithotomy*—a. Major, see *Lithotomy*—a. Minor, see *Lithotomy*.

APPAREIL, *Apparatus*, *Boitior*—a. *Grand*, see *Lithotomy*—a. *Haut*, see *Lithotomy*—a. *Immobile*, *Apparatus*; *immovable*—a. *Lateralisé*, see *Lithotomy*—a. *Petit*, see *Lithotomy*—a. *Pigmental*, *Pigmental apparatus*.

APPAREILS DE FORMATION, (F.) Gall admits, in the brain, two kinds of fibres: the one, divergent, proceeding from the cerebral peduncles to the convolutions, and constituting what he calls *appareils de formation*: the other, convergent, and proceeding from the convolutions to the centre of the organ, constituting what he calls *appareils de réunion*. The first,

as a whole, form the organs of the mental faculties: the *latter* are commissures, which unite parts of the organ that are double and in pairs.

APPAUVRI, Impoverished.

APPENDICE, Appendix—a. *Cæcal*, Appendix vermiformis cæci—a. *Digital*, Appendix vermiformis cæci—a. *Sous-sternale*, Xiphoid cartilage—a. *Sus-sphenoidale du cerveau*, Pituitary gland—a. *Xiphoides*, Xiphoid cartilage.

APPENDICES COLI ADIPOSÆ, Appendiculæ epiploicæ—a. *Epiploïques*, Appendiculæ epiploicæ.

APPENDICULA CEREBRI, Pituitary gland—a. Vermiformis cæci, see Appendix—a. Epiploica, Epiploic appendage.

APPENDICULÆ PINGUEDINO'SÆ, Epiploic appendages (q. v.) *Appendic'ula Epiploicæ*, *Appendices coli adipo'sæ*, *Oment'ula*, (F.) *Appendices Epiploïques*. Prolongations of the peritoneum beyond the surface of the great intestine, which are analogous in texture and arrangement to omenta.

APPENDIX, *Epiph'ysis*, from *appendere*, (*ad* and *pendere*, 'to hang,') 'to hang from.' Any part that adheres to an organ or is continuous with it:—seeming as if added to it. An *appendage*, an *apophysis*, (q. v.) (F.) *Appendice*, *Anneze*.

APPENDIX VERMIFORMIS, *Appendic'ula Vermiformis Cæci*, *Tubus Vermicularis Cæci*, *Ect'phyas*, *Additamentum Coli*, *Appendix Cæci*, (F.) *Appendice vermiformis*, *A. cæcal* or *digital*. A vermicular process, the size of a goose-quill, which hangs from the *intestinum cæcum*. Its functions are unknown.

APPENDIX CEREBRI, Pituitary gland—a. *ad Cerebrum*, *Cerebellum*—a. *Cutanea Septi Narium*, *Stavica septi Narium*—a. to the *Epididymis*, *Vasculum aberrans*—a. *Ventriculi*, *Duodenum*.

APPENSIO, see *Analeptia*.

APPETENCE, *Appeten'tia*, from *appetere*, (*ad* and *petere*,) 'to desire.' An ardent, passionate desire for any object.

APPETIT PERTE D', *Anorexia*.

APPETITE, *Appeti'tus*, *Appeten'tia*, *Appeti'tia*, (*ad* and *petere*,) 'to seek,' *Cupi'to*, *Ore'is*, *Ormē*: same etymology as the last. An internal sensation, which warns us of the necessity of exerting certain functions, especially those of digestion and generation. In the latter case it is called *venereal appetite*, (F.) *Appetit vénérien*: in the former, simply *appetite*, (F.) *Appetit* or *Appetition*. If the desire for food, occasioned by a real want, be carried to a certain extent, it is called *hunger*, when solid food is concerned; *thirst*, when liquid. *Appetite* and *hunger* ought not, however, to be employed synonymously: they are different degrees of the same want. *Hunger* is an imperious desire: it cannot be provoked, like the *appetite*. It is always allayed by eating: but not so the *appetite*; for, at times, it may be excited in this manner. They are very generally, however, used synonymously.

AFFETITE, MORBID, *Limosis*.

APPETITUS CANINUS, *Boulimia*—a. *Dæficiens*, *Dysorexia*.

APPLÉ, ADAM'S. *Pomum Adami*—a. *Bitter Cucumis colocynthis*—a. *Curassoa*, *Aurantium curassaventium*—a. *Eye*, see *Melon*—a. *May*, *Podophyllum peltatum*—a. *Root*, *Euphorbia corollata*—a. *Tree*, *Pyrus malus*.

APPLICA'TA, from *applicare*, (*ad* and *pli-care*, 'to fold,') 'to apply.' A word, unnecessarily introduced into medical language, to express the objects which are applied immediately to the surface of the body, as clothes, cosmetics, baths, &c.—*Halle*.

APPLICA'TION, *Applicat'io*, (same etymon,) in a moral signification, is synonymous with *Attention*. Also, the act of applying one thing to another; as the application of an apparatus, of a bandage, blister, &c.

APPREHEN'SIO, from *ad* and *prehendere*, 'to take.' This word is employed in various senses. It means *cataplexy*, (q. v.) or *catocha*.—*Paul Zacchias*. A kind of bandage for securing any part. Also, a therapeutical indication.

APPROCHE, *Coition*.

APPROXIMATION, *Approximat'io*, from *ad* and *proxima*, 'nearest.' *Etmuller* gave this name to a pretended method of curing disease, by making it pass from man into some animal or vegetable, by the aid of immediate contact.

APRACTA, from *α*, priv., and *πρασσα*, 'I act.' Without action. An epithet for the parts of generation, when unfit for copulation or generation.

APRICATIO, *Isolation*.

APRICOT, *Prunus Armeniaca*.

APROCTUS, see *Atretus*.

APROSP'IA, *Triocephal'ia*, from *α*, priv., and *προσπιον*, 'the face.' A malformation, which consists in the face being deficient.

APROSOPUS, *Microprosopus*.

APSINTHIA'TUM, from *αψινθιον*, 'wormwood.' A sort of drink made of wormwood.—*Aëtius*.

APSINTHITES, *Absinthites*.

APSYCHIA, *Syncope*.

APSYXIA, *Syncope*.

APTHÆ, *Aphthæ*.

APTYS'TOS, from *α*, priv., and *πτυω*, 'I spit.' Devoid of expectoration. An epithet given to certain pleurisies, in which there is no expectoration.—*Hippocrates*.

APUS, see *Apodia*.

APY'ETOS, from *α* priv., and *πυον*, 'pus.' An external affection, which does not end in suppuration.

APYIQUE, *Apyos*.

APYOS, from *α*, priv., and *πυον*, 'pus,' (F.) *Apyique*. That which does not afford pus.

APYRECTIC, *Apyretic*.

APYRENOMELE, *Apyromele*.

APYRETIC, *Apyreticus*, *Apyretic*, *Apyreticulus*, *Apyretus*, from *α*, priv., and *πυο*, 'fire, fever.' Without fever. This epithet is given to days in which there is no paroxysm of a disease, as in the case of an intermittent; as well as to some local affections which do not induce fever. *Urticaria* is sometimes called an *apyretic exanthem*.

APYREX'IA. The same etymology. Absence of fever; *Dialem'ma*, *Dialep'sis*, *Dialip'sis*, *Tempus intercala're*, *Interval'lum*, *Intermis'sio*. *Apyrexia* is the condition of an intermittent fever between the paroxysms: the duration of the *apyrexia*, consequently, depends on the type of the intermittent. Occasionally, the term has been applied to the cessation of the febrile condition in acute diseases.

APYROMELE, *Apyrenome'le*, from *α*, priv.,

πυρρ, 'a nut,' and κρηη, 'a sound.' A sound or probe, without a button or nut. It is the *Malo'tis*, *Specillum auricularium* or *Auricular sound* of Galen.

AQUA, Water—a. Acidi carbonici, Acidulous water—a. Acidula hydrosulphurata, Naples water (factitious)—a. Aeris fixi, Acidulous water (simple)—a. Alkalina oxymuriatica, *Eau de Javelle*—a. Aluminis compositus, Liqueur, a. c.—a. Aluminosa Bateana, Liq. aluminis compositus—a. Ammonia, Liqueur ammonia—a. Acetatis ammonia, Liqueur ammonia acetatis—a. Ammonia carbonatis, Liqueur ammonia subcarbonatis—a. Ammonia caustica, Liqueur ammonia—a. Amnii, Liqueur Amnii.

AQUA AMYGDALARUM CONCENTRATA, (F.) *Eau d'Amandes amères*, Water of bitter almonds. Made by bruising well two pounds of bitter almonds; adding, whilst triturating, ten pounds of spring water, and four pounds of alcohol, letting the mixture rest in a well-closed vessel, and then distilling two pounds. Used instead of the Aqua Laurocerasi, and the Hydrocyanic acid.

AQUA ANISI FORTIS, Spiritus anisi—a. Aquisgranensis, see Aix-la-Chapelle—a. Auditoria, Cotunnus, Liqueur of—a. Aurantii, see Citrus aurantium—a. Balsamica arterialis, Aqua Binelli—a. Barginensis, Baréges water—a. Barytae Muriatis, see Baryta, muriate of—a. Bellilucana, Balaruc waters—a. Benedicta, Liqueur calcis—a. Benedicta composita, Liqueur calcis compositus—a. Benedicta Rulandi, Vinum antimonii tartarizati.

AQUA BINELLI, Aqua Binelli, A. Montessori, Aqua Balsamica arterialis, (F.) *Eau de Binelli, Eau de Monterossi*. A celebrated Italian hæmostatic, invented by one Binelli. Its composition is unknown, but its virtues have been ascribed to creasote; although there is reason for believing it to possess no more activity than cold water.

AQUA BROCCHE'RII, Aqua Brocchieri, Brocchieri water, (F.) *Eau de Brocchieri, Eau styptique de Brocchieri*. A supposed styptic, which made much noise at Paris at one time. It is devoid of efficacy. Dr. Paris found nothing in it but water perfumed by some vegetable essence.

AQUA BOURVONENSIS, Bourbonne-les-Bains, mineral waters of—a. Bristolensis, Bristol water—a. Calcaris ustæ, Liqueur calcis—a. Calcis, Liqueur calcis—a. Calcis composita, Liqueur calcis compositus—a. Camphoræ, Mistura camphoræ—a. Camphorata, Bates's, see Cupri sulphas—a. Carbonatis sodæ acidula, Acidulous water, simple—a. Catapultarum, *Arquebusade eau d'*—a. Chlorini, see Chlorine.

AQUA CINNAMOMI, Cinnamon Water. Distilled water of Cinnamon Bark. Prepared also in the following manner. *Ol. Cinnam. f. ʒss; Magnes. Carbon. ʒss; Aq. destillat. Oij.* Rub the oil and carbonate of magnesia; add the water gradually and filter. (Ph. U. S.)

AQUA CINNAMOMI FORTIS, Spiritus Cinnamomi—a. Colcestrensis, Colchester, mineral waters of—a. Cupri ammoniata, Liqueur c. a.—a. Cupri vitriolati composita, Liqueur cupri sulphatis composita—a. inter Cutem, Anasarca—a. Destillata, Water, distilled—a. Florum aurantii, see Citrus aurantium—a. Fluvialitilis, Water, river.

AQUA FENICULI, Fennel Water. The dis-

tilled water of fennel seed. It may be prepared also like the aqua cinnamomi.

AQUA FONTANA, Water, spring—a. Fortis, Nitric acid—a. Hepatica, Hydrosulphuretted water—a. Hordeata, Decoctum hordei—a. InterCUS, Anasarca—a. inter Cutem, Anasarca—a. Juniperi composita, Spiritus juniperi compositus—a. Kali, Liqueur potassæ subcarbonatis—a. Kali caustici, Liqueur potassæ—a. Kali preparati, Liqueur potassæ subcarbonatis—a. Kali puri, Liqueur potassæ—a. Kali subcarbonatis, Liqueur potassæ subcarbonatis—a. Labyrinthi, Cotunnus, liqueur of—a. Lactis, Serum lactis—a. ex Lacu, Water, lake—a. Lithargyri acetati composita, Liqueur plumbi subacetatis dilutus—a. Lucis, Spiritus ammonia succinatus—a. Marina, Water, sea—a. Medicata, Water, mineral.

AQUA MENTHÆ PIPERITÆ, Peppermint Water. The distilled water of peppermint. It may be prepared like the aqua cinnamomi.

AQUA MENTHÆ PIPERITIDIS SPIRITUOSA, Spiritus menthæ piperitæ—a. Menthæ viridis, Spearmint water; see Aqua menthæ piperitæ—a. Menthæ vulgaris spirituosa, Spiritus menthæ viridis—a. Mineralis, Water, mineral—a. Mirabilis, Spiritus pimentæ—a. Mulsæ, Hydromeli—a. Natri Oxymuriatici, Liqueur sodæ chlorinatæ—a. Neapolitana, Naples water (factitious)—a. Nephritica, Spiritus myristicæ—a. Nivata, Water, snow—a. Nucis moschatæ, Spiritus myristicæ—a. Ophthalmica, Liqueur zinci sulphatis cum camphorâ—a. Paludosa, Water, marsh—a. Pericardii, see Pericardium—a. Piceæ, see Pinus sylvestris—a. Picis, see Pinus sylvestris—a. Pluvialis, Water, rain—a. Potassæ, Liqueur potassæ—a. Pulegii spirituosa, Spiritus pulegii—a. Putealis, Water, well—a. Rabelii, Elixir acidum Halleri—a. Raphani composita, Spiritus armoraciæ compositus—a. Regia, Nitro-muriatic acid.

AQUA ROSÆ, Rose Water, Rhodostagma, (Ros. centifol. lbvij; Aqua, cong. ij. M. Distil a gallon—Ph. U. S.)

AQUA SÅLUBRIS, Water, mineral—a. Sappharina, Liqueur cupri ammoniata—a. Saturni, Liqueur plumbi subacetatis dilutus—a. Sclopetaria, *Arquebusade eau d'*—a. Seminum anisi composita, Spiritus anisi—a. Seminum carui fortis, Spiritus carui—a. Sodæ effervescentes, Acidulous water, simple—a. Soteria, Water, mineral—a. Stygia, Nitro-muriatic acid—a. Styptica, Liqueur cupri sulphatis composita—a. Sulphurata simplex, Hydrosulphuretted water—a. Sulphureti ammonia, Liqueur fumans Boylii—a. Thediana, *Arquebusade eau d'*—a. Theriacalis Bezoardica, Chylostagma diaphoreticum Mindereri—a. Tofana, Liqueur arsenicalis—a. Traumatica Thedenii, *Arquebusade eau d'*—a. Vegeto-mineralis, Liqueur plumbi subacetatis dilutus—a. Vicienis, Vichy water—a. Vitriolica camphorata, Liqueur zinci sulphatis cum camphorâ—a. Vitriolica cærulea, Solutio sulphatis cupri composita—a. Vulneraria, *Arquebusade eau d'*—a. Zinci vitriolati cum camphorâ, Liqueur zinci sulphatis cum camphorâ.

AQUÆ ACIDULÆ, Acidulous waters—a. Badiguæ, Bath, Mineral waters of—a. Badizæ, Bath, Mineral waters of—a. Bathoniæ, Bath, Mineral waters of—a. Buxtoniensis, Buxton, Mineral waters of—a. Cantuariensis, Canterbury, waters of—a. Chalybeatæ, Waters, mineral, chalybeate.

AQUÆ DESTILLATÆ, Distilled Waters, Hy-

drolata, (F.) *Hydrolats*. These are made by putting vegetable substances, as roses, mint, pennyroyal, &c., into a still with water, and drawing off as much as is found to possess the aromatic properties of the plant. To every gallon of the distilled water, 5 oz. of spirit should be added to preserve it. The simple distilled waters are sometimes called *Aqua stillati'ia simplicia*: the *spirituous*, *Aqua stillati'ia spirituosæ*, but more commonly *Spiritus*.

AQUÆ MARTIALES, Waters, mineral, chalybeate—*a*. *Minerales acidulæ*, Waters, mineral, gaseous—*a*. *Minerales ferruginosæ*, Waters, mineral, chalybeate—*a*, *Minerales sulphuræ*, Waters, mineral, sulphureous—*a*. *Stillatitiæ*, *Aqua destillatæ*—*a*. *Solis*, Bath mineral waters.

AQUÆDUCTUS, *Aquæduct*, from *aqua*, 'water,' and *ducere*, *ductum*, 'to lead.' (F.) *Aquæduc*. Properly, a canal for conducting water from one place to another. Anatomists have used it to designate certain canals.

AQUÆDUCTUS CEREBRI, *Infundibulum of the brain*—*a*. *Cotunnii*, *Aquæductus vestibuli*.

AQUÆDUCTUS COCHLÆÆ, (F.) *Aquæduc du Limaçon*;—a very narrow canal, which proceeds from the tympanic scala of the cochlea to the posterior edge of the *pars petrosa*.

AQUÆDUCTUS FALLOPII, *Canal spiroïde de l'os temporal* of Chaussier, (F.) *Aquæduc de Fallope*. A canal in the *pars petrosa* of the temporal bone, which extends from the meatus auditorius internus to the foramen stylo-mastoïdeum, and gives passage to the facial nerve. The opening into this aqueduct is called *Hiatus Fallopii*.

AQUÆDUCTUS SYLVII, (F.) *Aquæduc de Sylvius*, *Iter ad quartum ventricululum*, *Canalis medius*, *Canal intermédiaire des ventricules* of Chaussier. A canal forming a communication between the third and fourth ventricles of the brain.

AQUÆDUCTUS VESTIBULI, *Aquæductus Cotunnii*, (F.) *Aquæduc du vestibule* ou *Aquæduc de Cotugno*. This begins in the vestibule, near the common orifice of the two semicircular canals, and opens at the posterior surface of the *pars petrosa*.

AQUALICULUS, from *aqualis*, 'a water-pot.' That part of the abdomen which extends from the umbilicus to the pubes. See *Hypogastrium*. It has also been applied to the stomach or intestinal canal.

AQUAS' TER. A word used, by Paracelsus, to express the visions or hallucinations of patients.

AQUÆDUC, *Aquæduct*—*a*. *de Cotugno*, *Aquæductus vestibuli*—*a*. *de Fallope*, *Aquæductus Fallopii*—*a*. *du Limaçon*, *Aquæductus cochlææ*—*a*. *de Sylvius*, *Aquæductus Sylvii*—*a*. *du Vestibule*, *Aquæductus vestibuli*.

AQUÆDUCTUS, *Aquæductus*.

AQUEOUS, *Aqueus*, *Aquo'sus*, *Hydato'ses*, *Hydro'ses*, from *aqua*, 'water,' (F.) *Aqueus*. Watery. The absorbents or lymphatics are sometimes called, in France, *Conduits* ou *Canaux aqueux*.

AQUEOUS HUMOUR OF THE EYE, *Humor aquosus*, *Albuginæosus humor*, *Obei'ses*, *Oo'ses*, *Hydato'ses*, *Hydato'ses*, *Ovatus* seu *Oviformis humor*, (F.) *Humeur aqueuse*. The limpid fluid which fills the two chambers of the eye, from the cornea to the crystalline, and which is, consequently, in contact with the two surfaces of

the iris. Quantity, 5 or 6 grains: s. g. 1.0003. It contains gelatin, albumen, chloride of sodium, and phosphate of lime in small quantity; and is enveloped in a fine membrane:—the *membrane of the aqueous humour*—*Tunica propria* seu *Vagîna humo'ris a'quei*, seu *Membrana Demuriana* seu *Descemetii*, *Membrane of Demours* or of *Descemet*; although these last terms are by some appropriated to a third layer of the cornea.

AQUEUS, *Aqueus*.

AQUIDUCA, *Hydragogues*.

AQUIFOLUM, *Ilex aquifolium*—*a*. *Folii deciduis*, *Prinos*.

AQUILA, *Hydrargyri submurias*, *Sulphur*.

The alchemists used this word for sublimed sal ammoniac, precipitated mercury, arsenic, sulphur, and the philosopher's stone. See *Hydrargyri Submurias*, and *Sulphur*.

AQUILA CÆLESTIS; a sort of panacea, of which mercury was a constituent.

AQUILA LACHRYMÆ; a liquor prepared from several ingredients, especially from calomel.

AQUILA PHILOSOPHORUM. The alchemists, whose terms were always mysterious, called mercury thus, when reduced to its original form.

AQUILA VENERIS; an ancient preparation, made by subliming verdigris and sal ammoniac.

AQUILÆ VENERIS, *Temporal veins*.

AQUILE'GIA VULGARIS, *Common Columbine* or *Columbine*, (F.) *Ancolie*. The seeds, herb, and flowers were formerly used in jaundice and cutaneous diseases. They are still retained in many of the Pharmacopœias of continental Europe.

AQUO-CAPSULITIS, *Aqua-membranitis*.

AQUO-MEMBRANITIS, *Keratoiritis*, *Aquocapsulitis*. Inflammation of the anterior chamber of the eye. A badly compounded term, denoting inflammation of the capsule or membrane of the aqueous humour.

AQUULA, *Ceratocele*, *Hydatid*, *Hydroa*—*a*. *Acustica*, *Cotunnii*, *liquor* of.

AQUULA seu **AQUA MORGAGNI**. The minute portion of water, which escapes when an opening is made into the capsule of the crystalline.

ARA PARVA, a small altar;—a kind of bandage invented by Sostratus, which represents the corners of an altar.—Galen.

ARABE; a wound, a blow.—Erolian.

ARABICA ANTIDOTUS HEPATICA, *Arabic Hepatic Antidote*. A powder, composed of myrrh, costus, white pepper, &c. It was administered in new wine.

ARABICUS LAPIS. A sort of white marble analogous to alabaster, found in Arabia. It was regarded as absorbent and desiccative, and was employed in hemorrhoids.

ARABIS MALAGMA. An antiscrofulous medicine, composed of myrrh, olibanum, wax, sal ammoniac, iron pyrites, &c.—Celsus.

ARABS, MEDICINE OF THE. The Arabians kept the torch of medical science illuminated during a dark period of the middle ages. Before the year of the Hegira, they had schools of medicine; but these were most flourishing during the 10th, 11th, and 12th centuries. The chief additions made by them to medical science were in the departments of pharmacy and in the description of diseases. Their principal writers were Avicenna, Serapion, Averrhoes, Hali Abbas, Moses Maimonides, Avenzoar, Rhazes, Albucahis, &c.

ARACACHA, *Conium moschatum*.

ARACHIS HYPOGÆA, *Ground nut, Peanut, Earth almond*, (S.) *Mane*; erroneously called *Pistachio nut*, in the South; *Pindars* of the West Indies. Cultivated in the Southern States. The seeds are oily and are eaten. A kind of inferior chocolate may be made of them.

ARACHNE, ἀράχνη, 'a spider, a cobweb.' Hence—

ARACHNITIS, *Arachnoiditis, Arachnoiditis, Inflammation of the Arachnoid*. A variety of phrenitis; which see.

ARACHNOEITIS, *Arachnitis*.

ARACHNOID CANAL, see Canal, arachnoid.

ARACHNOID OF THE EYE. The lining membrane of a cavity, supposed by some to exist between the sclerotic and choroid.

ARACHNOID MEMBRANE, *Membræ Media, Arachnoideus, Arachnoïdes*, from ἀράχνη, 'a cobweb,' and αἶδος, 'form, resemblance;' *Tunica arachnoidea, Arachnoïdes, T. crystallina, Membræ Arachnoïdes*. A name given to several membranes, which, by their extreme thinness, resemble spider-webs.—Celsus and Galen called thus the membrane of the vitreous humour,—the *tunica hyaloidea*. The moderns use it now for one of the membranes of the brain, situate between the dura mater and pia mater. It is a serous membrane, and composed of two layers; the external being confounded, in the greater part of its extent, with the dura mater, and, like it, lining the interior of the cranium and spinal canal; the other being extended over the brain, from which it is separated by the pia mater, without passing into the sinuosities, between the convolutions, and penetrating into the interior of the brain by an opening at its posterior part under the corpus callosum. It forms a part of the investing sheath of the nerves, as they pass from the encephalic cavities. Its chief uses seem to be;—to envelop, and, in some measure, protect the brain, and to secrete a fluid for the purpose of keeping it in a state best adapted for the proper performance of its functions.

ARACHNOIDITIS, *Arachnitis*.

ARACK, *Arrack*; (East Indian.) A spirituous liquor made in India in various ways, often from rice, sometimes from sugar fermented along with the juice of the cocoa nut; frequently from toddy, the juice which flows from the cocoa nut tree by incision, and from other substances. It is a strong, heating spirit.

ARACK, Mock, is made by adding *Dij* of *Benzoic acid* to a quart of rum. The celebrated Vauxhall punch is made with such arack.

ARACOUCHINI, *Icica aracouchini*.

ARACUS AROMATICUS, *Vanilla*.

ARADOS, from ἀράδω, 'I am turbulent.' The agitation excited in the stomach by the coction of aliments of different nature.—Hippocrates. Likewise, the motion produced by cathartics.

ARÆOMA, *Interstice*.

ARÆOMETER, *Areometer*.

ARÆOTICA, from ἀραιώω, 'I rarefy.' Medicines supposed to have the quality of rarefying the humours. See *Rarefaciens*.

ARAKI, see *Spirit*.

ARALIA CANADENSIS, *Panax quinquefolium*.

ARALIA HISPIDA, *Dwarf Elder*, is said to be diuretic, and has been recommended, in decoction, in drops.

ARALIA NUDICAULIS, *Nardus Americana, Small Spikenard, Wild-Liquorice, Sweet root, False Sarsaparilla*, (F.) *Petit nard*. This American plant is said to be a mild stimulant and diaphoretic, and has been recommended as a substitute for the sarsaparilla. It is used, also, as a tonic. It is in the secondary list of the Pharmacopœia of the United States.

ARALIA RACEMOSA, *American Spikenard*, has the same properties as *A. nudicaulis*.

ARALIA SPINOSA, *Angelica Tree, Prickly Ash, Toothach Tree, Spikenard Tree, Prickly Elder, Shothbush, Pigeon Tree*. Its properties are not clear. The berries, and a tincture of them have been employed, it is said, successfully in toothach. A spirituous infusion has also been used in colic.

ARANEA, *Aranæ Tela*—a. *Tarentula*, see *Tarentula*.

ARANÆA TELA, *Ara'nea, Ara'neum, Cobweb*, (F.) *Toile d'Araignée*. Formerly, this substance was much employed, and supposed to possess extraordinary virtues, especially when applied to the wrists. It has been recently used again in intermittents. The spider itself, softened into a plaster and applied to the forehead and temples, is said by Dioscorides to prevent ague. Cobweb is a mechanical styptic, and is so applied, externally, at times.

ARANEOUSA URINA. A term applied to the urine when loaded with filaments, like cobwebs.

ARANEOUS PULSUS; a term employed to express extreme weakness of pulse; when the movements resemble those of a delicate net raised by the wind.

ARANEUM, *Aranæ Tela*.

ARANEUM ULCUS, *Astakillo's*. A name given by Paracelsus to a malignant, gangrenous ulcer, extending from the feet to the legs.

ARARA, *Myrobalanus citrina*.

ARASCON, *Nymphomania, Satyriasis*.

ARATRUM, *Vomer*.

ARAUCARIA DOMBEYI, *Dombeya excelsa*.

ARBOR BENIVI, *Benjamin*—a. *Indica, Laurus cassia*—a. *Maris, Coral*—a. *Thurifera, Juniperus Lycia*—a. *Uteri Vivificans, Palma utri plicata*.

ARBOR VITÆ, (F.) *Arbre de vie*. A name given to an arborescent appearance, observed on cutting the cerebellum longitudinally; and which results from the particular arrangement of the white substance with the cineritious. Also, the *Thuya occidentalis*, (q. v.)

ARBOR VITÆ OF THE UTERUS, *Palma utri plicata*.

ARBORES. A morbid alteration of the skin, which precedes its ulceration. *Ruland*.

ARBOUSIER, *Arbutus unedo*.

ARBRE DE VIE, *Arbor Vitæ*.

ARBUSCULA GUMMIFERA BRAZILIENSIS, *Hypericum bacciferum*.

ARBUTUS, TRAILING, *A. Uva ursi*.

ARBUTUS UVA URSI, *Arctostaphylos, Uva Ursi Fo'lia*. *Nat. Ord. Ericææ*. *Sex. Syst. Decandria Monogynia*, (F.) *Busserolle* ou *Raisin d'Ours*. The leaves—(*Uva Ursi*, Ph. U.S.)—of this plant are tonic and astringent, and have

been employed chiefly, in diseases of the urinary organs. Dose of powder from gr. xv. to zss. The English names are *Trailing Arbutus*, *Bear's Whortleberry*, or *Bearberry*, *Mountain-bow*, *Redberry*, *Upland Cranberry*, *Foxberry*, *Cheekberry*.

AR'BUTUS UNE'DO, *Andrach'nē, Une'do, Une'do papyra'cea, κομαγος*, (F.) *Arbusier*. A decoction of the leaves is astringent, and has been used in diarrhœa.

ARC, *Arch, Arcus*. Any part of the body resembling an arch in form; as the *Arch of the colon*, (F.) *Arc du colon*,—the transverse portion of that intestine:—*Arch of the Aorta, Arcus aortæ*, (F.) *Crosse de l'Aorte*, &c., the turn which the aorta takes in the thorax.

ARCA ARCANORUM, Hydrargyrum—a. *Cordis, Pericardium*.

ARCADE ANASTOMOTIQUE, *Archanastomotique*—a. *Cruralis, Crural arch*—a. *Inguinale, Crural arch*—a. *Orbitaire, Orbital arch*—a. *Pubienne, Pubic arch*—a. *Zygomatique, Zygomatic arch*.

ARCADES DENTAIRES, *Dental arches*—a. *Palmaires, Palmar arches*.

ARCADI-TEMPORO-MAXILLAIRE, *Temporalis*.

ARCÆUS or ARCÆUS, BALSAM OF, (F.) *Baume d'Arcæus*. A kind of soft ointment used in sores, contusions, &c. It is made by melting two parts of mutton suet, one part of hog's lard: of turpentine and rosin, each one part and a half: straining and agitating till cold.

ARCANSON, *Colophonia*.

ARCANUM, from *arca*, 'a chest.' A secret, a *nostrum*, (F.) *Arcane*. A remedy whose composition is kept secret; but which is reputed to possess great efficacy.

ARCANUM CORALLINUM, *Hydrargyri nitricoxydum*—a. *Duplicatum, Potassæ sulphas*—a. *Tartari, Potassæ acetas*.

ARCATOS, *Meros*.

ARCEAU, *Arculus, Cradle*.

ARCEUTHOS, *Juniperus communis*.

ARCH, ANASTOMOTIC, (F.) *Arcade anastomotique*, is the union of two vessels, which anastomose by describing a curved line. The vessels of the mesentery anastomose in this manner.

ARCH OF THE AORTA, see *Aorta*—a. *Crural, see Crural arch*—a. *Femoral, see Crural arch*—a. *Gluteal, see Gluteal aponeurosis*—a. *Inguinal, see Crural arch*—a. *Orbital, see Orbital arch*—a. of the *Palate, see Palate bone*—a. of the *Pubis, see Pubic arch*—a. *Subpubic, see Subpubic arch*—a. *Superciliary, see Superciliary arches*—a. *Zygomat, see Zygomatic arch*.

ARCHES OF THE PALATE. These are two in number on each side of the throat, one of which is termed *anterior*, the other *posterior*.

The *anterior arch* arises from the middle of the *velum palati*, at the side of the *uvula*, and is fixed to the edge of the base of the tongue.

The *posterior arch* has its origin, likewise, from the side of the *uvula*, and passes downwards to be inserted into the side of the pharynx. The anterior arch contains the *circumflexus palati*, and forms the *isthmus faucium*. The posterior arch has, within it, the *levator palati*, and between the arches are the *tonsils*.

ARCHÆUS, *Arche'us*, from *αρχη*, 'commencement,' (F.) *Archée*. A word invented by Basil Valentine, and afterwards adopted by

Paracelsus and Van Helmont. The latter used it for the internal principle of our motions and actions. This archæus, according to Van Helmont, is an immaterial principle, existing in the seed prior to fecundation, and presiding over the development of the body, and over all organic phenomena. Besides this chief archæus, whose seat Van Helmont placed in the upper orifice of the stomach, he admitted several of a subordinate character, which had to execute its orders; one, for instance, in each organ, to preside over its functions; each of them being subject to anger, caprice, terror, and every human failing.

ARCHANGEL NEW, MINERAL SPRINGS. About twenty miles to the north of New Archangel, Sitka Island, on the N. W. coast of North America, are some thermal sulphureous waters, the temperature of one of which is upwards of 153° of Fahr. They are much celebrated.—Sir Geo. Simpson.

ARCHANGELICA, *Lamium album*.

ARCHÈ, *αρχη, Initi'um, Princip'ium, Primordium, Orig'o, Inva'sio*. The first attack of a disorder.

ARCHEPTOMA, *Proctocele*.

ARCHEÈ, *Archæus*.

ARCHELL, CANARY, *Lichen roccella*.

ARCHELOG'IA, from *αρχη*, 'beginning,' and *λογος*, 'a discourse.' A treatise on fundamental principles;—of medicine, for example.

ARCHEN'DA. A powder of the leaves of the *ligustrum*, used by the Egyptians after bathing, to obviate the unpleasant odour of the feet.—Prosper Alpinus.

ARCHIATER, *Archiatrus, Protomed'icus, Protiatros*, from *αρχη*, 'authority,' and *ιατρος*, 'physician.' The original signification of this word is a matter of dispute. Some consider, with Mercurialis, that it meant physician to a prince, king, emperor, &c.: others, with C. Hoffman, apply it to every physician who, by his situation, is raised above his colleagues. The former opinion seems to have prevailed.—*Archiatre des Rois de France* being applied to the chief physician to the kings of France.

ARCHIG'ENI MORBI. Acute diseases; because they hold the first rank: from *αρχη*, 'beginning,' and *γενομαι*, 'I am.'

ARCHIMAGIA, *Chymistry*.

ARCHINGEAY, MINERAL WATERS OF. Archingeay is situate in France, three leagues from St. Jean d'Angely. The waters are prized in all diseases. They seem to contain carbonate of lime, a little chloride of sodium, carbonate of iron, and some bitumen.

ARCHITECTURA APOPLECTICA, *Apolectic make*.

ARCHITIS, *Proctitis, Rectitis*.

ARCHOCELE, *Proctocele*.

ARCHOPTOMA, *Proctocele*.

ARCHOPTOSIS, *Proctocele*.

ARCHORRHA'GIA, from *αρχος*, 'the anus,' and *ρεια*, 'I flow.' *Archorrhœ'a*. Hemorrhage from the anus.

ARCHORRHŒEA, *Archorrhagia*.

ARCHOS, *Arcus, Rectum*.

ARCHOSTEGNOMA, *Stricture of the Rectum*.

ARCHOSTEGNOSIS, *Stricture of the Rectum*.

ARCHOSTENOSIS, *Stricture of the Rectum*.

ARCHOSYRINX, *Fistula in ano*.

ARCIFORM, *Arcoformis*, from *arcus*, *arcus*, 'a top or ridge,' and *forma*, 'shape.' An epithet given to certain fibres of the anterior pyramids of the medulla oblongata, which take a curved course around the inferior extremity of each corpus olivare and ascend towards the cerebellum.

ARCTATIO, *Arctatio*, from *arctio*, 'I make narrow;' *Angustatio*. Contraction, (F.) *Rétrécissement*, of a natural opening or of a canal, and especially of the vulva, or of the orifice of the uterus, or of the intestinal canal. Constipation, (q. v.) Reunion by suture or infibulation.—Scribonius Largus, Paul Zacchias, &c.

ARCTITUDO, *Arctatio*.

ARCTIUM LAPPA. The root and seed of the *Clit-bur*, *Barda'na*, *Aretium*, *Ilaphis*, *Lappa glabra*, *Lappa major*, *L. persona'ta*, *Persollata*, *Persollata*, *Persollata*, *Burdock*, (F.) *Bardane*, *Glouteron*. *Nat. Ord.* Compositæ. *Sex. Syst.* Syngenesia æqualis. *Root* diuretic; *seed* cathartic. It has been used in decoction in diseases of the skin and in syphilis.

ARCTOSTAPHYLUS, *Arbutus uva ursi*.

ARCTURA, from *arctio*, 'I straighten.' The effects of a nail grown into the flesh, *Arctura unguis*.—See *Onychogryphosis*.

ARCTURA UNGUIUM. The growing in or invasion of the nails. See *Onychogryphosis*.

ARCUA TIO, *Concavatio*. An anterior gibbosity or projection of the sternum.

ARCUEIL, MINERAL WATERS OF. Arcueil is about one league south of Paris. The water contains carbonic acid, carbonate of lime, sulphate of lime, chloride of sodium, and some deliquescent salts.

A celebrated society held its meetings at this village, of which Berthollet, Humboldt, La Place, &c., were members.

ARCULA CORDIS, *Pericardium*.

ARCULÆ. The Orbital Fossæ: *περιλιδες*.—Rufus of Ephesus.

ARCULUS, diminutive of *arcus*, 'an arch.' A small arch; a cradle, (q. v.) (F.) *Arceau*, *Archet*. A semicircular box or basket used for preventing the bed-clothes from coming in contact with injured or diseased parts. An ordinance of the Grand Duke of Tuscany forbade mothers to sleep with an infant near them, unless it was put under a solid cradle.

ARCUS MEDULLARIS, *Fornix*—a. *Senilis*, *Gerotoxon*—a. *Subpubicus*, *Subpubic arch*—a. *Superciliaris*, *Superciliary arches*—a. *Unguim*, see *Nail*—a. *Zygomatikus*, *Zygomatich arch*.

ARDALOS, *Excrément*.

ARDAS, *Excrément*.

ARDENT, *ardens*, from *ardere*, 'to burn.'

ARDENT FEVER, (F.) *Fièvre ardente*. The *Causus*, *Synocha*, or inflammatory fever.

ARDENT or INFLAMED EYES, (F.) *Yeux ardents*. The eyes are so called when they are injected red.

ARDENT URINE, (F.) *Urine ardente*. Urine of a deep red.

ARDESIA HIBERNICA, *Hibernicus lapis*.

ARDEUR, *Ardor*—a. *du Cœur*, *Cardialgia*—a. *d'Estomac*, *Ardor ventriculi*, *Pyrosis*—a. *de la Fièvre*, *Ardor Febrilis*—a. *d'Urine*, *Ardor Urinæ*.

ARDOR, (F.) *Ardour*. Heat, (q. v.) A feeling of burning, of violent heat; *Æstus*, *Æstuat'io*, *Caus'oma*.

ARDOR FEBRILIS, (F.) *Ardour de la Fièvre*. The hot period of fever.

ARDOR STOMACHI, *Pyrosis*.

ARDOR URINÆ, (F.) *Ardour d'Urine*. A scalding sensation occasioned by the urine in passing over the inflamed mucous membrane of the urethra, or over the neck of the bladder.

ARDOR VENEREUS, *Heat*.

ARDOR VENTRICULI, *Ebullit'io Stomachi*, (F.) *Ardour d'Estomac*. Heartburn. See *Cardialgia* and *Pyrosis*.

AREA, 'a void place.' A Latin word used by some authors to designate a variety of *Alopecia*, in which the hair changes colour, but does not fall off; also, *Porrigio decalvans*, (q. v.) **ARE/CA**. The fruit, *Are'ca nut*, *Betel nut*, of *Are'ca Cat'echu*, *Cav'n'ga*; *Nat. Ord.* *Palmae*; *Sex. Syst.* *Monœcia Monadelphia*; (F.) *Areæ*, is astringent and tonic, and enters into the composition of the *Betel*, the great masticatory of the Orientals.

AREFACTION, *Arefactio*, *ξηρανωσις*, from *arefacere*, 'to make dry,' (*arere*, 'to dry,' and *facere*, 'to make.') The process of drying substances, prior to pulverization.

ARENA, see *Gravel*.

ARENAMEN, *Bole Armenian*.

ARENA TIO, *Chosis*, *Sand or Earth Bath*; from *arena*, 'sand'; *Saburra'tio*. The application of hot sand to the body. *Pediluv'ia* of sand were formerly used in *Ascites*.

ARENO/SA URINA, *Sandy Urine*. Urine when it deposits a sandy sediment.

ARENO/SUS, *Sabulous*, (q. v.) Also, one who passes sandy urine.

ARENULA, see *Gravel*.

AREOLA. A diminutive of *Area*. Anatomists understand by *Areolæ*, the interstices between the fibres composing organs; or those existing between laminae, or between vessels which interlace with each other.

Areola is, also, applied to the coloured circle *Halo*, *Halos*, which surrounds the nipple; *Are'ola papilla'ris*, and which becomes much darker during pregnancy; as well as to the circle surrounding certain vesicles, pustules, &c., as the pustules of the small-pox, the vaccine vesicle, &c. *Chaussier*, in such cases, recommends the word *Aure'ola*, (F.) *Auric'ole*, *Aire*.

AREOLA PAPPILLARIS, see *Areola*.

AREOLAR, *Areola'ris*. Appertaining to an areola.

AREOLAR EXHALATIONS are those recremental secretions, which are effected within the organs of sense, or in parenchymatous structures,—as the aqueous, crystalline and vitreous humours, &c.

AREOLAR TISSUE, *Cellular Tissue*.

AREOMETER, *Areom'eter*, *Gravim'eter*; *Alcoôlom'eter*, *Aërostat'ic Balance*, from *αἰσός*, 'light,' and *μετρον*, 'measure;' i. e. 'measure of lightness.' An instrument, so called, because first employed to take the specific gravity of fluids lighter than water. The *Areom'eter of Beaumé*, which is the most used in Pharmacy, particularly in France, consists of a tube of glass, largely expanded towards its inferior extremity, and terminating, below, by a small ball, containing mercury or lead, which serves it as a balance, so that it may remain upright in the fluid. This tube is furnished with a graduated scale. If the fluid into which the *Areometer* is plunged be heavier than water,

the instrument rises: if lighter, it sinks. There are various Areometers, as those of the Dutch, of Fahrenheit, Nicholson, &c. The *Areometer* is also called *Hydrometer*, (F.) *Aréomètre*, *Pèse-liqueur*.

SCALE OF THE AREOMETER WITH CORRESPONDING SPECIFIC GRAVITIES.

1. *Ascending Scale for light liquids.*
Beaumé.

Scale of Beaumé.	Specific Grav'ty.	Substances.
	700	Pure hydrocyanic acid.— <i>Gay Lussac</i> .
66	715	Very pure sulphuric ether.
60	742	The same concentrated.
50	782	
48	792	Equal parts of alcohol, and ether.
42	819	Very pure alcohol for pharmaceutical purposes.
40	827	
36	847	Pure alcohol. Nspthā.
33	863	Alcohol of commerce.
32	868	Essential oil of turpentine.
30.	878	
26	900	Hydrocyanic acid of Scheele and pure hydrocyanic acid, mixed with an equal portion of water. (<i>Robiquet</i> .)
25	906	
23	915	Acetic ether.
Id.	Id.	Nitric ether.
22	923	Muriatic ether.
		Liquid ammonia.
Id.	Id.	Olive oil.
20	935	Brandy.
18	948	
13	980	Burgundy wine.
12	986	
11	993	Bordeaux wine.
10	1000	Distilled water.

2. *Descending Scale for heavy liquids.*
(Dutch.)

Scale of Beaumé.	Specific Grav'ty.	Substances.
0	1000	Common distilled water.
1	1007	
2	1009	Distilled vinegar.
3	1014	Common vinegar.
4	1032	Cow's milk.
10	1075	
12	1091	Concentrated acetic acid.
20	1161	
21	1160	Liquid hydrochloric acid.
25	1210	
30	1261	Boiling syrup.
35	1321	Cold syrup.
40	1384	Common nitric acid.
41	1398	
45	1454	Concentrated nitric acid.
Id.	Id.	Phosphoric acid for medical use.
50	1532	
60	1714	Very concentrated sulphuric acid.
66	1847	Very concentrated phosphoric acid.
70	1946	

ARES. A term invented by Paracelsus to designate the principle on which depends the form of mercury, sulphur, and salt. These the alchemists regarded as the three bodies that give birth to every other.

ARÉTĒ, *ἀρετή*, 'virtue.' Mental or corporeal vigour.—Hippocrates.

AREUS. A pessary mentioned by Paulus of Ægina.

ARGĒMA, *ἄργεμον*, *ἄργεμος*, from *ἄργος*, 'white.' *Fos'sula*, (F.) *Encavure*. A white

spot or ulceration of the eye.—Hippocrates. See *Leucoma*.

ARGEMONĒ MEXICANA, *Thorn Poppy*, *Prickly Poppy*, *Yellow Thistle*. A native of Mexico, but naturalized in most parts of the world. *Nat. Ord.* Papaveracem. *Sez. Syst.* Polyandria Monogynia. The juice resembles gamboge, and has been used as a hydragogue. The seeds are employed in the West Indies as a substitute for ipecacuanha. They are also used as a cathartic.

ARGENSON, MINERAL WATERS OF. A chalybeate situate at Argenson in Dauphny: used in case of obstruction, jaundice, &c.

ARGENT, Argentum—*a. Chlorure d'*, see Argentum—*a. Cyanure d'*, see Argentum—*a. et d'Ammoniaque, chlorure d'*, see Argentum—*a. Iodure d'*, see Argentum—*a. Oxide d'*, see Argentum.

ARGENTERIA, *Potentilla anserina*.

ARGENTI CHLORIDUM, see Argentum—*a. et Ammonia chloridum*, see Argentum—*a. et Ammonia chloruretum*, see Argentum—*a. et Ammonia chloruretum*, see Argentum—*a. Cyanidum*, see Argentum—*a. Cyanuretum*, see Argentum—*a. Iodidum*, see Argentum—*a. Ioduretum*, see Argentum.

ARGENTI NITRAS, *Argentum Nitratum*, *Sal argenti*, *Argentum Nitricum*, (F.) *Nitrate d'Argent*, *Azotate d'Argent*, *Nitrate of Silver*. This preparation is sometimes kept in crystals, the *Nitras Argenti in crystallos concretus*, *Nitrate d'Argent cristallisé* of the Codex of Paris. *Luna potabilis*, *Crystalli Lunæ*, *Argentum nitricum cristallisatum*, *Nitras argenti crystallinus*, *Nitrum lunæ rē*, *Hydrargyrum Bov'LEI*. Generally, however, it is in the fused state: and it is this which is admitted into most Pharmacopœias, and which, besides the name *Nitras Argenti*, is called *Nitras argenti fusus*, *Caus'ticum lunæ rē*, *Lapis infernalis*, *Argentum nitricum fusum*, and *lunar caustic*, (F.) *Nitrate d'argent fondu*, *Pierre infernale*.

In the Pharmacopœia of the United States, it is directed to be prepared as follows: Take of silver, in small pieces, ℥ij; nitric acid, f. ℥v. distilled water, f. ℥ij. Mix the acid with the water, and dissolve the silver in the mixture in a sand bath; then gradually increase the heat, so that the resulting salt may be dried. Melt this in a crucible over a gentle fire, and continue the heat until ebullition ceases; then immediately pour it into suitable moulds.

The virtues of nitrate of silver are tonic, and escharotic. It is given in chorea, epilepsy, &c.; locally, it is used in various cases as an escharotic. Dose, gr. 1-8 to gr. 1-4 in pill, three times a day.

When silver is combined with iodine, it is said to have the same effect as the nitrate, and not to produce the slate colour of the surface, which is apt to follow the protracted use of the latter.

ARGENTI OXIDUM, see Argentum.

ARGENTINE, *Potentilla anserina*.

ARGENTUM, *Argyros*, from *ἄργος*, 'white.' *Silver*, *Luna*, *Dia'na*, (F.) *Argent*. A solid metal of a shining white appearance; insipid; inodorous; highly sonorous; malleable and ductile; somewhat hard; crystallizable in triangular pyramids; fusible a little above a red heat, and volatilizable; s. g. 10.4. Not used at all in medicine, unless in some places for silvering

pills. SILVER LEAF, *Argentum foliatum*, is the state in which it is used for this purpose.

ARGENTUM DIVISUM, *metallic silver*, in very fine powder, has been recommended internally in syphilis.

The CHLORIDE (*Argentum chloridum*, *Argentum muriaticum*, *A. chloratum*, *A. salitum*, *Chloruretum Argentum*, *Chloruret* or *Muriate of Silver*, (F.) *Chlorure d'Argent*;) the CYANURET; the IODIDE (*Argentum Iodidum*, *Argentum Iodatium*, *Ioduretum Argentum*, *Ioduret of Silver*, (F.) *Iodure d'Argent*;) the OXIDE (*Argentum oxidum*, *Argentum oxydatum*, (F.) *Oxide d'Argent*, and the CHLORIDE OF AMMONIA and SILVER (*Argentum et Ammonia chloridum*, *Argentum muriaticum ammoniatum*, *Chloruretum Argentum et Ammonia*, *Chloruret of Silver and Ammonia*, *Ammonio-chloride of Silver*, (F.) *Chlorure d'Argent et d'Ammoniaque*), have been used in syphilis. At first, these different preparations were administered iatrapteptically on the gums; the chloride, the cyanide and the iodide in the dose of 1-12th of a grain; the chloride of silver and ammonia in the dose of 1-14th of a grain, and the oxide of silver and divided silver in the dose of 1-8th and 1-4th of a grain. M. Serre, of Montpellier, who made many trials with them, soon found that these doses were too small; he therefore raised that of the chloride to 1-10th, and of the iodide to 1-8th of a grain, without any inconvenience resulting. The dose of the other preparations was likewise increased in a similar ratio. M. Serre extols the preparations of silver—used internally as well as iatrapteptically—as antisiphilitic, but they are not to be depended upon.

The *Cyanuret of Cyanide of Silver*, *Argentum Cyanuretum*, *A. Cyanidum*, *Argentum cyanogenatum*, (F.) *Cyanure d'argent*, is thus directed to be prepared in the Ph. U. S. (1842.) *Argent. Nit. ꝑ. xv. Acid Hydrocyan. Aq. destillat. aa Oj.* Having dissolved the nitrate of silver in the water, add the hydrocyanic acid, and mix them. Wash the precipitate with distilled water and dry it.

ARGENTUM CHLORATUM, see *Argentum*—a. Cyanogenatum, see *Argentum*—a. Fugitivum, Hydrargyrum—*a.* Fusum, Hydrargyrum—*a.* Iodatium, see *Argentum*—a. Liquidum, Hydrargyrum—*a.* Mobile, Hydrargyrum—*a.* Muriaticum, see *Argentum*—a. Muriaticum Ammoniatum, see *Argentum*—a. Oxydatum, see *Argentum*—a. Salitum, see *Argentum*—a. Vivum, Hydrargyrum.

ARGILE OCHREUSE PÂLE, Bolus Alba.

ARGILLA BOLUS FLAVA, Terra Lemnia—*a.* Bolus rubra, Bole Armenian—*a.* Ferruginea Rubra, Bole Armenian—*a.* Kalisulphurica, Alumen—*a.* Pallida, Bolus alba.

ARGILLA PURA, *Terra Aluminis*, *T. bolaris* seu *argilla cæca pura*, pure *Argil.* or *Alumina*, *Alumine factice*. This substance, which is prepared by drying alum and exposing it, for twenty or twenty-five minutes, to a red heat, until the sulphuric acid is driven off, has been recommended in indigestion as antacid, as well as in vomiting and diarrhæa accompanied with acidity. The dose to a very young child is from ʒss to ʒj.; to older children from ʒj to ʒij.

ARGILLA SULPHURICA ALCALISATA, Alumen—*a.* Sulphurica usta, Alumen exsiccatum—*a.* Supersulphas alcalisatum, Alumen—*a.* Vitriolata, Alumen.

ARGOL, RED, Potassæ supertartaras impurus—*a.* White, Potassæ supertartaras impurus.

ARGUMENTUM INTEGRITATIS, Hy-

men.

ARGYRIA, from ἀργυρος, 'silver.' The discoloration of the skin occasioned by the internal use of nitrate of silver.

ARGYROCHÆTA, Matricaria.

ARGYROPHORA, from ἀργυρος, 'silver,' and φέρω, 'I bear.' A name given, by Myrepus, to an antidote which he regarded as extremely precious.

ARGYROTROPHEMA, *Blanmanger*.

ARGYRUS, *Argentum*.

ARHEUMATIC, *Arheumat'icus*, from a privative, and ρευμα, 'fluxion or rheumatism.' One without fluxion or rheumatism.

ARIA, Cratægis aria.

ARICINA, *Cusconin*, *Cusco-cinchonia*, so called from Arica in South America, the place where it is shipped. An alkali, found in Cosco Bark, which is very similar in many of its properties to Cinchonia. Cuzco was the ancient residence of the Incas.

ARICYMON, ἀρικυμων, from ἀρι, an intensive particle, and κειν, 'to conceive.' A name given to a female who conceives readily.—Hippocrates.

ARIDENA. A Latin word employed to designate the leanness of any part.—Etmüller, *Sanvages*.

ARIDITY, *Ariditas*, (F.) *Aridité*, from arere, 'to dry.' The French use the word *Aridité* to express the dryness of any organ, and particularly of the skin and tongue, when such dryness is so great as to render the organ rough to the touch. *Aridité* also means the languinous appearance of the hair in some diseases in which they seem covered with dust.

ARIDURA. Wasting or emaciation of the whole or of any part of the body.—Marasmus, Atrophy, (q. v.)

ARIDURA CORDIS, Heart, atrophy of the.

ARIKA, see Spirit.

ARISTALTHÆA, Althæa.

ARISTOLOCHIA, from ἀριστος, 'very good,' and λοχια, 'parturition;' so called, because the different varieties were supposed to aid parturition. *Birthwort*, (F.) *Aristoloché*. Several varieties were once in use.

ARISTOLOCHIA CLEMATIS, *Aristolochia vulgaris*, *Adra Riza*, *Aristolochia tenuis*, (F.) *Aristoloché ordinaire*, *Upright Birthwort*. The root has been considered stimulant and emmenagogue, and as such has been used in amenorrhœa, chlorosis, and cachexia.

ARISTOLOCHIA FABACEA, *Fumaria bulbosa*.

ARISTOLOCHIA LONGA and A. ROTUNDA, (F.) *Aristoloché longue et ronde*, *Long and round Birthwort*. Virtues the same as the preceding.

ARISTOLOCHIA PISTOLOCHIA, *Pistolochia*, *Aristolochia polyrrhiza*. This variety has an aromatic odour, and an acrid and bitter taste. (F.) *Aristoloché cre'nalée*.

ARISTOLOCHIA SERPENTARIA, *Serpentaria*, *Viperaria*, *Viperina* *Virginiana*, *Colubrina* *Virginiana*, *Contrayer* *va* *Virginiana*, *S. Virginiana*, (F.) *Serpentaire* et *Aristoloché serpentinaire* *de* *Virginie*, *Coluvrine* *de* *Virginie*, *Virginia Snakeroot*, *Snakeroot Birthwort*, *Snake-weed*, *Snagrel*. Virtues—tonic, stimulant; and, as such, employed in debility, intermittents, &c.

ARISTOLOCHIA TRILOBATA, (F.) *Aristolochie trilobée*. A plant of Surinam and Jamaica; possessing the general virtues of the Aristolochiæ. The other varieties of Aristolochia have similar properties.

ARISTOLOCHIC, *Aristolochicus*. Same etymology. An old term for remedies supposed to have the property of promoting the flow of the lochia—Hippocrates, Theophrastus, Dioscorides, &c.

ARISTON MAGNUM and **ARISTON PARVUM**. These names were formerly given to pharmaceutical preparations, used in phthisis, tormina, and fever.—Avicenna.

ARISTOPHANEION. A sort of emollient plaster, prepared with four pounds of pitch, two of *apochyma*, one of wax, an ounce of opopanax, and half a pint of vinegar.—Gorræus. Not used.

ARKANSAS, MINERAL WATERS OF. About 5 miles from the Washita river, and about a quarter of a degree north of the Louisiana line, there are 70 of those springs. They are thermal, upwards of 100° Fahrenheit, and are employed in rheumatism, cutaneous affections, &c.

ARLADA, Realgar.

ARLES, MINERAL WATERS OF. Thermal sulphureous springs in the department of Pyrénées Orientales, France. Their temperature is 103° to 145° of Fahr., and they contain sulphohydric acid.

ARM, Brachium.

ARMA, Penis—a. Ventris, Penis.

ARMAMENTARIUM, Arsenal—a. Chirurgicum, see Arsenal.

ARMATORY UNGUENT, Hoplochrysma.

ARMATURA, Amnios.

ARME, ἀρμη, from ἀρω, 'I adapt.' Any physiological or mechanical junction or union of parts.—Hesychius. A suture, as of the cranium.—Galen.

ARMENIACA MALUS. The Apricot. See Prunus.

ARMENIAN STONE, Melochites.

ARMENITES, Melochites.

ARMILLÆ MANUS MEMBRANOSÆ, Annular ligaments of the carpus.

ARMOISE BLANCHE, *Artemisia rupestris*—a. *Commune*, *Artemisia vulgaris*—a. *Estragon*, *Artemisia dracunculus*—a. *Ordinaire*, *Artemisia vulgaris*.

ARMONIACUM, Ammoniac, gum.

ARMORACIA. In the Pharmacopœia of the United States, the fresh root of the *Cochlearia armoracia*.

ARMOUR, Condom.

ARMURE DES JAMBES, see Cornu ammonis.

ARMUS, Humerus—a. Summus, Acromion.

ARNICA MONTANA. Derivation uncertain. *Arnica*, *Leopard's Bane*, *Doronicum Germanicum*, *Alis'ma*, *Ac'yrus*, *Diuretica*, *Arnica Plauen'sis*, *Panacea lapsorum*, *Ptar'mica montana*, *Caltha seu Calendula Alpina*, (F.) *Arnique*, *Bétoine des Montagnes*, *Tabac des Vosges*, *Tabac ou Bétoine des Savoyards*, *Doronik d'Allemagne*, *See. Syst.* Syngenesia Polygamia superflua. *Nat. Ord.* Synanthereæ. The plant and flower are considered, or have been considered, narcotic, stimulant, emmenagogue, &c.; and, as such have been given in amaurosis, paralysis, all nervous affections,

rheumatism, gout, chlorosis, &c. Dose, gr. v to x in powder. In large doses, it is deleterious.

ARNICA SPURIA, *Inula dysenterica*—a. *Suedensis*, *Inula dysenterica*.

ARNOGLOSSUM, Plantago.

AROMA, Ἀρ'γμα, 'perfume;' (ἀρι, 'very,' and ὀσμη or ὀδμη, 'odour.'). *Spiritus Rector*, (F.) *Arome*. The odorous part of plants. An emanation—frequently imponderable, from bodies—which acts on the organ of smell, and varies with the body exhaling it.

AROMATIC, *Aromaticus*, (F.) *Aromate*. Any odiferous substance obtained from the vegetable kingdom, which contains much volatile oil, or a light and expansible resin. Aromatics are used in perfumes, in seasoning, and embalming. In medicine they are employed as stimulants. Ginger, cinnamon, cardamoms, mint, &c., belong to this class.

AROMATOPOÏA, from ἀρωμα, 'an odour,' and πωλω, 'I sell.' An apothecary or druggist. One who sells spices.

AROPH. A barbarous word, which had various significations with the ancients. Paracelsus employed it to designate a lithontriptic remedy. The mandragora, according to some. Also, a mixture of bread, saffron and wine.—Van Helmont.

AROPH PARACELSI, Ferrum ammoniatum.

ARQUEBUSADE EAU D', *Aqua traumatica Thedæni*, *Aqua Thediæna*, *Aqua scelopetæria*, *Aqua vulneræria*, *Aqua catapulta rum*, *Mistura vulneræria ac'ida*. A sort of vulnerary water; distilled from a farrago of aromatic plants. (*Rosemary thiss*, *millefoil*, *thyme*, each lbss. *Proof spirit* 2 gallons—distil a gallon. This is one form.)

ARRABON, Arraphon.

ARRACHEMENT, (F.) from *arracher*, 'to tear out,' *Apospas'ma*, *Abruptio*, *Avulsio*. Act of separating a part of the body by tearing it from the bonds connecting it with others. Evulsion (q. v.) Laceration (q. v.)

Arrachement is applied to certain operations, as to the extraction of a tooth, the extirpation of a polypus, &c.

ARRACK, Arack. See Spirit.

ARRAPHON, *Ar'rabon*, from *ar*, priv. and *ραρη*, 'a suture,'—'without suture.' A term applied to the cranium when it presents no sutures.

ARRECTIO, Erection.

ARREPTIO, Insanity.

ARRESTA BOVIS, *Ononis spinosa*.

ARRÊT D'HILDAN, *Remora Hildani*.

ARRÊTE-BŒUF, *Ononis spinosa*.

ARRHŒA, from *ar*, privative, and *ρωω*, 'I flow.' The suppression of any flux. Amenorrhœa, (q. v.)

ARRHOSTEMA, Disease.

ARRHOSTENIA, Disease.

ARRHOSTIA, Disease, Infirmary.

ARRHYTHMUS, *Cacorrhthmus*.

ARRIÈRE-BOUCHE, Pharynx—a. *Dent*, See Dentition—a. *Faux*, *Secundines*.

ARRIÈRE-GOUT, (F.) 'after taste.' The taste left by certain bodies in the mouth for some time after they have been swallowed, owing probably to the papillæ of the mouth having imbibed the savoury substance.

ARRIÈRES NARINES, Nares, posterior.

ARROCHE, *Atriplex hortensis*—*a. Puant*, *Chenopodium vulvaria*.

ARROSEMENT, Aspersio.

ARROW POISON. This differs with different tribes of Indians. By some, the poison capsicum, and infusions of a strong kind of tobacco, and of euphorbiaceæ are mixed together, with the poisonous emmet, and the teeth of the formidable serpent, called by the Peruvian Indians *Miamamaru* or *Jergon*,—*Lachesis picta* of Tschudi.

ARROW ROOT, *Fecula Maranta*. The fecula of the rhizoma of *Maranta Arundinacea*, which, like all feculæ, is emollient and nutritive, when prepared with water, milk, &c.

Dr. Carson has shown, that *Florida arrow-root* is derived from *Zamia integrifolia* or *Z. palmata*, *Sugar pine*; *Bermuda arrow root* being obtained from *Maranta arundinacea*. Florida arrow root as well as the farina is known in the Southern States under the name *Cointi* or *Cointie*.

ARROW ROOT, BRAZILIAN. The fecula of *Jatropha Manihot*.

ARROW ROOT, COMMON, see *Solanum tuberosum*.

ARROW ROOT, EAST INDIAN. The fecula of the tubers of *Curcuma angustifolia* or narrow-leaved Turmeric.

ARROW ROOT, ENGLISH, ARROW ROOT, COMMON.

ARS CABALISTICA, Cabal—a. Chymiatrica, Chymiatrica—a. Clysmatica nova, Infusion of medicines—a. Coquinaria, Culinary art—a. Cosmetica, Cosmetics—a. Culinaria, Culinary art—a. Empirica, Empiricism—a. Hermetica, Chymistry—a. Homœopathica, Homœopathy—a. Hydriatrica, Hydrosudotherapeia—a. Infusoria, Infusion of medicines—a. Machaonia, Medicina—a. Majorum, Chymistry—a. Medica, Medicina—a. Obstetricia, Obstetrics—a. Sannadi, Art, healing—a. Separatoria, Chymistry—a. Spagirica, Chymistry—a. Veterinaria, Veterinary Art—a. Zoiatrica, Veterinary Art.

ARSALTOS, Asphaltum.

ARSATUM, Nymphomania.

ARSENAL (F.) *Chirapotheca, Armamentarium, A. chirurgicum*. A collection of surgical instruments. A work containing a description of surgical instruments.

ARSENATE, *Arsenias*. A salt formed by a combination of arsenic acid with a salifiable base.

ARSENATE OF AMMONIA, *Arsenias Ammonia, Ammo'nium Arsenicum*, (F.) *Arséniate d'Ammoniaque*. This preparation is highly extolled in cutaneous diseases. A grain of the salt may be dissolved in an ounce of distilled water, and 20 to 25 drops be commenced with as a dose.

ARSENATE OF IRON, *Arsenias Ferri, Ferrum Arseniatum, F. Arsenicum oxydulatum*, (F.) *Arséniate de Fer*. This preparation has been applied externally to cancerous ulcers. An ointment may be made of ʒss of the arseniate, ʒij of the phosphate of iron, and ʒvj of spermaceti ointment. The arseniate has also been given internally in cancerous affections, in the dose of one-sixteenth of a grain.

ARSENATE OF PROTOXIDE OF POTASSIUM, *Proto-arseniate of Potassium, Arseniate of Potassa, Arsenias Potassa, Arsenias Kali*. Properties the same as those of arsenious acid.

ARSENIC, *Arsenicum*. A solid metal; of a

steel-gray colour; granular texture; very brittle; volatilizing before melting; very combustible and acidifiable. It is not dangerous of itself, and only becomes so, by virtue of the facility with which it absorbs oxygen.

ARSENIC BLANC, Arsenicum album.

ARSENIC, IODIDE OF, *Arsenici Iodidum, A. Ioduretum, Arsenicum Iodatum*. This preparation, applied externally, has been highly extolled by Bielt in various cutaneous affections. The ointment he uses contains three grains of iodide to ʒj of lard.

ARSENIC, OXIDE OF, Arsenicum album—a. Oxide of, White, Arsenicum album—a. White, Arsenicum album.

ARSENIC AND MERCURY, IODIDE OF, *Hydrargyri et Arsenici Iodidum, Double Iodide of Mercury and Arsenic, Iodo-arsenite of Mercury*. A compound, which has been proposed as more efficacious than either the iodide of arsenic or the iodide of mercury. It is made by triturating 6.08 grains of metallic arsenic; 14.82 grains of mercury; 49 of iodine, with a fluidrachm of alcohol, until the mass has become dry, and from being deep brown has become pale red. Eight ounces of distilled water are poured on, and after trituration for a few moments, the whole is transferred to a flask; half a drachm of hydriodic acid, prepared by the acidification of two grains of iodine is added, and the mixture is boiled for a few moments. When the solution is cold, make the mixture up to f. ʒviij with distilled water. This is called by Mr. Donovan, the proposer, *Liquor Arsenici et Hydrargyri Iodidi*, each drachm of which by measure consists of water ʒj, arsenious acid gr. 1-8th; peroxide of mercury gr. 1-4th, iodine converted into hydriodic acid gr. 3-4ths. The dose of this, *Donovan's Solution*, is from ʒ. xv to f. ʒss two or three times a day.

It has been used successfully in inveterate cutaneous diseases.

ARSENICAL PASTE, (F.) *Pâte Arsenicale*. This application to cancers is formed of 70 parts of *cinnabar*, 22 of *dragon's blood*, and 8 of *arsenious acid*; made into a paste with saliva, when about to be applied.

ARSENICI IODIDUM, Arsenic, Iodide of—a. Ioduretum, Arsenic, Iodide of.

ARSENICISMUS, *Intoxicatio Arsenicalis*. Poisoning by arsenic.

ARSENICUM ALBUM, *White Arsenic, Oxide of Arsenic, Ratsbane, Arsenici oxydum album, Calx Arsenici alba, Acidum Arsenicosum, A. Arseniosum* (Ph. U. S.) *Arsenious acid, White oxide of arsenic*, (F.) *Arsenic blanc*. An acid which is met with in commerce, in compact, white, heavy, fragile, masses; of a vitreous aspect, opaque, and covered with a white dust: of an acrid and nauseous taste; without smell when cold; volatilizable by heat, and exhaling the odour of garlic: soluble in water, alcohol and oil; crystallizable in regular octahedrons. It is this that is meant by the name *Arsenic*, as commonly used.

ARSENICUM ALBUM SUBLIMATUM, *Sublimed Oxide of Arsenic*, is the one employed in medicine. It is tonic and escharotic, and is the most virulent of mineral poisons. It is used in intermittents, periodical headaches, neuroses, &c. Dose, gr. one-tenth to one-eighth in pill. See Poisons, *Table of*.

ARSENICUM IODATUM, Arsenic, Iodide of.

ARSENICUM RUBRUM FACITTIUM, Realgar.

ARSENIS POTASSÆ, Arsenite of protoxide of potassium—a. Potassæ aquosus, Liquor arsenicalis—a. Potassæ liquidus, Liquor arsenicalis.

ARSENITE, *Ar'senis*. A salt, formed by a combination of the arsenious acid with a salifiable base.

ARSENITE OF PROTOXIDE OF POTASSIUM, *Proto-ar'senite of Potassium*, *Ar'senite of Potassa*, *Ar'senis Potassæ*: An uncrystallizable and colourless salt, which forms the basis of the liquor arsenicalis, which see.

ARSE-SMART, Persicaria—a. Biting, Polygonum hydropiper.

ART, HEALING, *Ars Saman'di, Medici'na*, (q. v.) The appropriate application of the precepts of the best physicians, and of the results of experience to the treatment of disease.

ART, VETERINARY, Veterinary art.

ARTABE, *agraftn*. Name of a measure for dry substances, in use with the ancients, equal at times, to 5 modii: at others, to 3; and at others, again, to 7.—Galen.

ARTANTHE ELONGATA, see Matico.

ARTELSHEIM, MINERAL WATERS OF. These German waters have been much recommended in hysteria, gout, palsy, &c. Their physical or chemical properties have not been described.

ARTEMISIA, *Anact'ri'on*. Called after a queen of the name, who first employed it; or from *Artemis*, 'Diana;' because it was formerly used in diseases of women, over whom she presided. The Gauls called it *Briciumum*.

ARTEMISIA ABROTANUM, *Abrot'anum, Abrot'oruvum, Abrot'anum Cathsum, Abrot'anum mas, Abrathan, South'ernwood, Oldman*, (F.) *Aurone, Aurone mâle, Aurone des jardins, Garderobe, Citronelle*. Supposed to be possessed of stimulant properties.

Oil of Southernwood, O'leum Abrot'ani, (F.) *Huile d'Aurone*, possesses the aromatic properties of the plant.

ARTEMISIA ABSINTHIUM, *Absin'thium, Absin'thium vulgare, Apin'thium, Baryph'eron, Common Wormwood*, (F.) *Absinthe*. Properties:—tonic and anthelmintic. The *Oil of Wormwood, O'leum Absin'thii*, (F.) *Huile d'Absinthe*, contains the aromatic virtues of the plant.

ARTEMISIA BOTRYS, *Chenopodium ambrosioides*.

ARTEMISIA CAMPESTRIS, *Field Southernwood*, (F.) *Aurone des Champs*. This possesses the same properties as *A. Abrot'anum*.

ARTEMISIA CHENOPIDIUM, *Chenopodium botrys*.

ARTEMISIA CHINENSIS, *A. Indica, A. Moza*. From this the Chinese form their moxas.

ARTEMISIA DRACUNCULUS, *Tar'agon*, (F.) *Armoise estragon*. Virtues:—the same as the last.

ARTEMISIA GLACIALIS or *Silky Wormwood*;

ARTEMISIA INDICA, *Artemisia Chinensis, A. santonica*;

ARTEMISIA MARITIMA, *Absin'thium Maritimum, Sea Wormwood, Maritime Southernwood*;

ARTEMISIA MOXA, *A. Chinensis*;

and

ARTEMISIA PONTICA, *A. Roma'na, Absin'thium Ponticum seu Roma'num, Roman Wormwood, Lesser Wormwood*, possess like virtues;—as well as

ARTEMISIA RUPES'TRIS, *Creeping Wormwood, Gen'ipi album*, (F.) *Armoise blanc, Gen'ipi blanc*. This variety has aromatic virtues, and is used in intermittents, and in amenorrhœa.

ARTEMISIA SANTONICA, *Sañton'icum, Artemis'ia contra, Semen contra Vermes, Semen contra, S. Zedoa'ria, Canni Herba, Chamæcedris, Chamæcyparis'sus, Semen Cina, Hagioesper'mum, Sanctum Semen, Absin'thium Santon'icum, Sementi'na, Kantoli'na, Scheba Ar'abum, Artemis'ia Juda'ica, Sina seu Cina Levant'ica, Wormseed, Tartarian Southernwood*, (F.) *Barbotine*. Virtues:—anthelmintic and stimulant. Dose, gr. x. to ʒj in powder.

ARTEMISIA VULGARIS, *Artemis'ia rubra et alba, Cin'gulum Sancti Joan'nis, Mater Herbal'rum, Berenise'cum, Bubasteo'rdium, Canapa'cia, Mugwort*, (F.) *Armoise ordinaire, A. Commune, Herbe de Saint Jean*. This, as well as some other varieties, possesses the general tonic virtues of the *Artemisia*. The *Artemisia vulgaris* has been highly extolled by the Germans in cases of epilepsy. Dose of the powder in the 24 hours from ʒss to ʒj.

ARTÈRE, Artery—a. *Brachial, Brachial artery*—a. *Brachio-céphalique, Innominata arteria*—a. *Bronchique, Bronchial artery*—a. *Ciliaire, Ciliary artery*—a. *Clitorienne*: see *Clitoris*—a. *Cœcale*: see *Colic arteries*—a. *Collatérale du coude, Anastomoticus magnus ramus*—a. *Collatérale externe, Arteria profunda humeri*—a. *Collatérale interne, Anastomoticus magnus ramus*—a. *Coronaire des lèvres, Labial artery*—a. *Coronaire Stomachique, Coronary artery*—a. *Crurale, Crural artery*—a. *Deuxième des thoraciques, Arteria thoracica externa inferior*—a. *Épineuse, Meningeal artery, middle*—a. *Fémoropoplité, Ischiatic artery*—a. *Fessière, Gluteal artery*—a. *Gastrique droite, petite, Pyloric artery*—a. *Gutture-maxillaire, Maxillary artery, internal*—a. *Honteuse externe, Pudic, external, artery*—a. *Honteuse interne, Pudic, internal, artery*—a. *Humérale profonde, Arteria profunda humeri*—a. *Iliaque primitive, Iliac artery*—a. *Innominée, Innominata arteria*—a. *Irienne, Ciliary artery*—a. *Ischio-pénienne*: see *Pudic, internal, artery*—a. *Médiane antérieure, Spinal artery, anterior*—a. *Médiane postérieure du rachis, Spinal artery, posterior*—a. *Méningée moyenne, Meningeal artery, middle*—a. *Mentonnière, Mental foramen*—a. *Mésocéphalique, Basiliary artery*—a. *Mésocolique*: see *Colic artery*—a. *Musculaire du bras, Arteria profunda humeri*—a. *Musculaire du bras, grande*: see *Collateral arteries of the arm*—a. *Musculaire grande de la cuisse, Arteria profunda femoris*—a. *Opisthogastrique, Celiac artery*—a. *Ombilic, Ophthalmic artery*—a. *de l'Ovaire, Spermatic artery*—a. *Pelvi-crurale, Crural artery*—a. *Pelvi-crurale, Iliac artery*—a. *Pelvienne, Hypogastric artery*—a. *Première des thoraciques, Arteria thoracica externa superior*—a. *Radio-carpienne transversale palmaire, Radio-carpal artery*—a. *Scrotale, Pudic, external, artery*—a. *Sous-clavière, Subclavian artery*—a. *Sous-pubienne, Pudic, internal, artery*—a. *Sous-sternal, Mammary, internal*—a. *Sphéno-épineuse, Meningeal artery, middle*—a. *Stomogastrique, Coronary artery*—a. *Sus-carpienne, see Sus-carpienne, A. Sus-maxillaire, Alveolar artery*—a. *Sus-maxillaire, Buccal artery*—a. *Sus-Métatarsienne, Metatarsal artery*—a. *Sus-pubienne, Epigastric artery*—a.

Testiculairé, Spermatic artery—*a. Thoracique humérale, Acromial artery*—*a. Trachéocervical, see Cerebral arteries*—*a. Trochantérienne, Circumflex artery of the thigh*—*a. Troisième des thoraciques, Acromial artery*—*a. Tympanique, Auditory artery, external*—*a. Uvéale, see Ciliary artery*—*a. Vulvaire, Pudic, external, artery.*

ARTERIA, Artery—*a. Ad Cutem Abdominis, see Ad Cutem abdominis, (arteria)*—*a. Anonyma, Innominata artery*—*a. Aspera, Trachea*—*a. Cerebralis, Carotid, internal*—*a. Cervicalis, Basiliary artery*—*a. Coronaria dextra, Pyloric artery*—*a. Crassa, Aorta*—*a. Externa cubiti, Radial artery*—*a. Dorsalis metacarpi, Metacarpal artery*—*a. Duræ matris media maxima, Meningeal artery, middle*—*a. Encéphalica, Carotid, internal*—*a. Gastrica superior, Coronary artery*—*a. Ilio-colica: see Colic arteries*—*a. Iliaca interna, Hypogastric artery*—*a. Iliaca posterior, Hypogastric artery*—*a. Magna, Aorta*—*a. Magna pollicis, Princeps pollicis*—*a. Malleolaris externa: see Tibial arteries*—*a. Malleolaris interna: see Tibial arteries*—*a. Mammaria externa, A. Thoracica externa, inferior*—*a. Maxima, Aorta*—*a. Media anastomatica: see Colic arteries*—*a. Meningæa media, Meningeal artery, middle*—*a. Muscularis femoris, A. Profunda femoris*—*a. Pharyngea supra, Pterygoid artery*—*a. Profunda cerebri: see Cerebral arteries*—*a. Pudenda communis, Pudic, internal, artery*—*a. Pudica, Pudic, internal, artery*—*a. Ramulus ductus Pterygoidei, Pterygoid artery*—*a. Spheno-spinosa, Meningeal artery, middle*—*a. Spinalis, A. Profunda humeri*—*a. Sternalis, Mammary, internal*—*a. Supra-orbitalis, Frontal artery*—*a. Sylviana: see Cerebral arteries*—*a. Thoracica axillaris vel alaris, Scapular artery, inferior*—*a. Thoracica humeralis, Acromial artery*—*a. Transversalis colli: see Cerebral arteries*—*a. Transversalis humeri, Scapular artery, superior*—*a. Ulnaris, Cubital artery*—*a. Uterina hypogastrica, Uterine artery*—*a. Vasta posterior, A. Profunda femoris.*

ARTE'RIAC, Arteri'acus. A medicine prescribed in diseases of the windpipe. Also arterial, (q. v.)

ARTE'RIÆ ADIPO'SÆ. The arteries which secrete the fat about the kidneys are sometimes so called. They are ramifications of the capsular, diaphragmatic, renal, and spermatic arteries.

ARTERIE APOPLECTICÆ, Carotids—*a. Capitales, Carotids*—*a. Ciliares, Ciliary arteries*—*a. Corporis callosi cerebri, Mesolobar arteries*—*a. Jugulares, Carotids*—*a. Lethargicæ, Carotids*—*a. Mesolobicæ, Mesolobar arteries*—*a. Præparantæ, Spermatic arteries*—*a. Somniferæ, Carotids*—*a. Soporales, Carotids*—*a. Soporariæ, Carotids*—*a. Venosæ, Pulmonary veins.*

ARTERIAL, Arteri'acus, Arterio'sus. Belonging to arteries.

ARTERIAL BLOOD, (F.) Sang artériel. Red blood is so called because contained in the arteries. The pulmonary veins, however, also contain red blood: hence the name *arterial veins*, (F.) *Veines artérielles*, applied to them.

ARTERIAL DUCT, Canalis arterio'sus, Ductus arterio'sus, D. Botalli, (F.) Canal artériel, C. Pulmo-aortique, is the portion of the pulmonary artery which terminates in the aorta in the fœtus. When this duct is obliterated after birth, it is called *Arterial Ligament*, (F.) *Ligament artériel.*

ARTERIAL SYSTEM includes all the arteries,

from their origin in the heart to their termination in the organs. See *Vascular System.*

ARTERIALIZATION OF THE BLOOD, Hæmatosis.

ARTERÏARCTIE, from *αρτηρια*, 'artery,' and *αρετο*, 'I straiten.' Contraction of an artery.

ARTERIECTASIS, Aneurism.

ARTERIECTOP'IA, from *αρτηρια*, 'artery,' and *εκτοπος*, 'out of place.' Dislocation of an artery.

ARTERIEURYSMA, Aneurism.

ARTERITIS, Arteritis.

ARTERIODIALYSIS, see Aneurism.

ARTERIOGRAPHY, Arteriograph'ia: from *αρτηρια*, 'artery,' and *γραφω*, 'a description,' A description of the arteries.

ARTERIOLA. A small artery.

ARTERIOLOGY, Arteriolog'ia: from *αρτηρια*, 'artery,' and *λογος*, 'a discourse.' A treatise on the arteries.

ARTE'RIO-PITUITOUS. An epithet applied to vessels which creep along the interior of the nostrils.—*Ruysch.*

ARTERIORRHÆXIS, see Aneurism.

ARTERIOSITAS, from Arteria, 'an artery.' A condition of the blood in which it preserves in the veins the arterial character.—The opposite to *Venositas.*

ARTERIOSITAS SANGUINIS, Prædominium sanguinis arteriosi.

ARTERIOSTEIE, from *αρτηρια*, 'artery,' and *οστιον*, 'a bone.' Ossification of an artery—*Piorry.*

ARTERIOT'OMY, Arteriotom'ia, from *αρτηρια*, 'an artery,' and *τεμνω*, 'I cut.' This word has been used for the dissection of arteries. Most commonly, however, it means a surgical operation, which consists in opening an artery, to draw blood from it. Arteriotomy is chiefly used in inflammatory affections of the head, when the blood is generally obtained from the temporal artery. See *Blood-letting.*

ARTERITIS, Arterii'tis, Inflammatio Arteriarum, (F.) Artérite, Inflammation des artères; from *αρτηρια*, 'an artery,' and *itis*, a termination denoting inflammation. Inflammation of an artery. Inflammation of the inner coat of the artery is termed *Endo-arteri'tis*, or *Endo-arteri'tis*; of the outer, *Exo-arteri'tis* or *Exo-arteri'tis.*

ARTERY, Arter'ia, (F.) Artère, from *αερ*, 'air,' and *τηρειν*, 'to preserve,' quasi, 'receptacle of air,' because the ancients believed that it contained air. They, at first, gave the name *Artery* to the trachea, *αρτηρια τραχεια*, because it is filled with air; and afterwards they used the same term for the arteries, properly so called, probably because they commonly found them empty in the dead body. We find, also, *φλεβες* to designate the arteries, called by the Latins *Venæ micantes pulsatiles.* Arteries, with the moderns, signify that order of vessels, which arise from the two ventricles of the heart, and have valves only at their origin. They are cylindrical, firm, and elastic canals; of a yellowish white colour; little dilatable; easily lacerable; and formed, 1. Of an external; laminated or cellular membrane, of a dense and close character. 2. Of a middle coat composed of fibres, which does not, however, contract on the application of the galvanic stimulus; and 3. Of an inner coat, which is thin, diaphanous, reddish, and polished.

The use of the arteries is to carry the blood from the heart to the various parts of the system. It will be obvious, however, that they cannot all convey arterial blood. The pulmonary artery, for example, is destined to convey the venous blood to the lungs, there to be converted into arterial; whilst the pulmonary veins convey arterial blood back to the heart.

TABLE OF THE PRINCIPAL ARTERIES OF THE BODY.

All the other arteries take their rise from the Pulmonary Artery, or the Aorta: and the names generally indicate the parts to which they are distributed.

I. ARTERIA PULMONARIS.

The Pulmonary Artery arises from the right ventricle, and soon divides into a right and left branch, one of which is distributed to each lung.

II. ARTERIA AORTA.

The Aorta arises from the left ventricle. It is the common trunk of the arteries of the body, and may be divided into five portions.

a. Arteries furnished by the Aorta at its origin.

1. A. Cardiaca or coronaria anterior.
2. A. Cardiaca or coronaria posterior.

b. Arteries furnished by the Aorta at its arch.

The arch of the Aorta gives off, to the left, two considerable trunks—the *Arteria carotidea primitiva*, and *A. subclavia*; and, to the right, a single trunk, which is larger—the *A. innominata*, or *Brachio-cephalica*, which divides into the *primitive carotid* and *subclavian*.

A. ARTERIA CERVICIS PRIMITIVA. { Divides into A. Carotidea externa, A. Carotidea interna.

- Furnishes, 1. *A. Thyroidea superior*.
2. *A. linguæ*, which gives off the *A. dorsalis linguæ* and *A. sublingualis*.
3. *A. facialis* or *A. Maxillaris externa*, which furnishes the *A. palatina inferior*, the *A. submentalis*, and *A. coronaria superior* and *inferior*.
4. *A. occipitalis*, which gives off the *A. mastoidea posterior*.
5. *A. auricularis posterior*, which gives off *A. stylo-mastoidæ*.
6. *A. pharyngæ inferior*.

a. A. Carotidea externa.

The external carotid ultimately divides into the temporal artery and internal maxillary.

1. *A. Temporalis*. { Furnishes *A. transversalis faciei*, *A. auricularis anterior*, and *A. temporalis media*.

2. *A. Maxillaris interna*.

Furnishes 13 branches, viz. *A. meningea media*, *A. dentaris inferior*, *A. temporalis profunda posterior*, *A. masseterina*, *A. pterygoidea*, *A. buccalis*, *A. temporalis profunda anterior*, *A. alveolaris*; *A. suborbitaris*, *A. vidiana*, *A. pterygopalatina* or *pharyngæ superior*, *A. palatina superior*, and *A. sphenopalatina*.

b. A. Carotidea interna.

Furnishes, 1. *A. ophthalmica*, which gives off *A. lachrymalis*, *A. centralis retinae*, *A. supraorbitaria* vel *supericiliariae*, *A. ciliare posterior*, *A. ciliare longæ*, *A. muscularis superior* et *inferior*, *A. ethmoidalis posterior* et *anterior*, *A. palpebralis superior* et *inferior*, *A. nasalis*, and *A. frontalis*. 2. *A. communicans*, *Willestii*. 3. *A. choroidæ*. 4. *A. cerebri anterior*. 5. *A. cerebri media*.

Furnishes, 1. *A. vertebralis*, which gives off *A. spinalis anterior* et *posterior*, *A. cerebello inferior*, and *foram*—by uniting itself with that of the opposite side—the *A. basilaris*, divided into *A. cerebello superior* and *A. cerebri posterior*. 2. *A. thyroidea inferior*, which gives off *A. cervicalis ascendens*. 3. *A. mamma interna*, which gives off the *A. mediastina anterior* and *A. diaphragmatica superior*. 4. *A. intercostalis superior*. 5. *A. cervicalis transversæ*. 6. *A. scapularis superior*. 7. *A. cervicobasilaris posterior* vel *profunda*. Farther on, the subclavian artery continues its progress under the name *A. axillaris*.

B. ARTERIA SOCLIA VIA.

A. Axillaris.

A. Brachialis.

1. A. Radialis.

2. A. Cubitalis.

c. Arteries given off by the Aorta in the Thorax.

These arteries are,

1. *A. Bronchica*, *dextra et sinistra*.
2. *A. asphygæ* (to the number of four, five, or six).
3. *A. mediastina posteriores*.
4. *A. intercostales inferiores* vel *Aortica* (to the number of eight, nine, or ten.)

d. Arteries furnished by the Aorta in the Abdomen.

These branches are,

1. The *A. diaphragmatica* vel *phrenica*, *dextra et sinistra*.

2. A. Cœliaca.

Which divides into three branches, 1. *A. coronaria ventriculi*. 2. *A. Hepatica*, which gives off *A. pylorica*. 3. *A. gastro-epiploica dextra* and *A. cystica*; and, lastly, the *A. splenica*, which gives off *A. gastro-epiploica sinistra* and *Vasa brevia*.

3. A. Mesenterica superior.

Which gives off at its convexity the *A. colica dextra superior*, *media et inferior*, and at its convex part from 15 to 20 *Rami intestinales*.

4. A. Mesenterica inferior.

Which gives off *A. colica superior media*, and *inferior*, and divides into *A. hæmorrhoidales superiores*.

5. The *A. Capsulares mediae* (to the number of two on each side).

6. *A. Renales* or *Emulgentes*.

7. *A. Spermaticæ*.

8. *A. Lumbares* (to the number of four or five on each side.)

e. Arteries resulting from the Bifurcation of the Aorta.

The Aorta, a little above its Bifurcation, gives off the *A. sacra media*, and divides into *A. iliaca primitiva*.

A. Iliaca primitiva.

Divides into *A. Iliaca interna* and *A. Iliaca externa*.

a. A. Iliaca interna.

Furnishes, 1. *A. ilio-lumbaris*. 2. *A. sacra lateralis*. 3. *A. glutea* or *iliaca posterior*. 4. *A. umbilicalis*. 5. *A. vesicalis*. 6. *A. obturatoræ*. 7. *A. hæmorrhoidæ media*. 8. *A. uterina*. 9. *A. vaginalis*. 10. *A. ischiatica*. 11. *A. pudenda interna*, which gives off the *A. hæmorrhoidales inferiores*, *A. of the septum*, *A. transversæ perineæ*, *A. corporis cavernosæ*, and *A. dorsalis penis*.

b. A. Iliaca externa.

Furnishes 1. *A. epigastrica*. 2. *A. iliaca anterior* or *circumflexa ili*, and is continued afterwards under the name of *Cruial Artery*. Furnishes, 1. *A. subcutanea abdominalis*. 2. *A. pudenda superficialis* and *profunda*. 3. *A. muscularis superficialis*. 4. *A. musculiflexa profunda*, which gives off the *A. circumflexa externa* and *interna*, and the three *Perforantes*, distinguished into *superior*, *middle*, and *inferior*. Farther on, the crural artery continues under the name *A. Poplitea*.

A. Cruialis.

A. Poplitea.

Furnishes, 1. *A. Articularis superior*, *interna*, *media*, et *externa*. 2. *A. gemella*. 3. *A. Articularis inferiores*, *interna* et *externa*. 4. *A. tibialis antica*, which at the foot, takes the name, *A. dorsalis tarsi*, and gives off the *tarsal* and *metatarsal* arteries. In the leg, the popliteal artery divides into the *peroneal* and *posterior tibial*.

1. A. Peronea.

Divides into *A. peronea antica* and *A. peronea postica*.

2. *A. Tibialis postica.* Divides into *A. plantaris interna* and *A. plantaris externa*. The latter, by anastomosing with the *A. dorsalis tarsi*, forms the *plantar arch*, whence arise *Rami superiores* or *perforantes postici*, *R. inferiores postici* et *antici*, which give off *Rami perforantes antici*.

ARTERY, ANGULAR, Facial artery—*a.* Articular, Circumflex artery—*a.* Brachiocephalic, Innominata arteria—*a.* Central of the retina, Central artery of the retina—*a.* Central of Zinn, Central artery of the retina—*a.* Cephalic, Carotid—*a.* Cerebral posterior, Vertebral—*a.* Cervico-scapular, see Cervical arteries—*a.* Coronary of the lips, Labial artery—*a.* Crotophite, Temporal artery—*a.* Fibular, Peroneal artery—*a.* Gastric inferior, Gastro-epiploic artery—*a.* Gastro-hepatic, see Gastro-epiploic artery—*a.* Genital, Pudic (internal) artery—*a.* Guttural inferior, Thyroideal *A. inferior*—*a.* Guttural superior, Thyroideal *A. superior*—*a.* Humeral, Brachial artery—*a.* Iliac posterior, Gluteal artery—*a.* Iliaco-muscular, Ileo-lumbar artery—*a.* Labial, Facial artery—*a.* Laryngeal superior, Thyroideal artery superior—*a.* Maxillary internal, Facial artery—*a.* Median of the sacrum, Sacral artery, anterior—*a.* Nasal, lateral, large, Spheno-palatine artery—*a.* Palato-labial, Facial artery—*a.* Pericephalic, Carotid (external)—*a.* Pharyngeal, superior, Pterygo-palatine artery—*a.* Phrenic, Diaphragmatic artery—*a.* Posterior of the brain, see Cerebral arteries—*a.* External scapular, Acromial artery—*a.* Spinal, Meningeal artery, middle—*a.* Subclavian right, Innominata arteria—*a.* Subscapular, Scapular artery, inferior—*a.* Superficial of the abdomen, *Ad cutem abdominis (arteria)*—*a.* Supramaxillary, Alveolar artery—*a.* Suprarenal, Capsular artery—*a.* Thoracic, internal, Mammary internal—*a.* Urethro-bulbar, Transverse perineal artery—*a.* Vesico-prostatic, Vesical artery—*a.* Vidian, Pterygoid artery.

ARTE'TIS'CUS, from *artus*, 'a limb.' One who has lost a limb.

ARTEURYSMA, Aneurism.

ARTHANI'TA, from *artos*, 'bread.' The *Cyclamen* or *Sowbread*. It was formerly made into ointment, *Unguentum Arthanitæ*, with many other substances, and was employed as a purgative, being rubbed on the abdomen.

ARTHANITA CYCLAMEN, *Cyclamen*.

ARTHETICA, *Teucrium chamæpitys*.

ARTHRAGRA, Gout—*a.* Anomala, Gout, anomalous—*a.* Genuina, Gout, regular—*a.* Legitima, Gout, regular—*a.* Normalis, Gout, regular—*a.* Vera, Gout, regular.

ARTHRALGIA, *Arthrodynia*, Gout.

ARTHRELCO'SIS, from *arthron*, 'a joint,' and *ελκωσις*, 'ulceration.' Ulceration of a joint.

ARTHREMBOLE'SIS, same etymon as the next. The reduction of a fracture or luxation.

ARTHREMBOLUS, from *arthron*, 'a joint,'

ev, 'in,' and *βαλλω*, 'I cast.' An ancient instrument used in the reduction of dislocations.

ARTHRETICA, *Teucrium chamæpitys*.

ARTHRITIC, *Arthritis*, from *arthron*, 'a joint.' (F.) *Arthritique*, *Goutteux*. That which relates to gout or arthritis, as *arthritic symptoms*, &c.

ARTHRITICUS VERUS, Gout.

ARTHRITIS, Gout, Arthrophlogosis, Arthrosia—*a.* Aberrans, Gout (wandering)—*a.* Acuta, Gout (regular)—*a.* Arthrodynia, Rheumatism, chronic—*a.* Asthenica, Gout (atonic)—*a.* Atonic, Gout (atonic)—*a.* Diaphragmatica,

Angina Pectoris—*a.* Erratica, Gout (wandering)—*a.* Hydrarthros, Hydrarthrus—*a.* Inflammatoria, Gout (regular)—*a.* Juvenilis, see Rheumatism, acute—*a.* Maxillaris, Siagonagra—*a.* Nodosa, Gout (with nodosities)—*a.* Planctica, Gout (wandering)—*a.* Podagra, Gout—*a.* Rheumatica, see Rheumatism, acute—*a.* Rheumatismus, Rheumatism, acute—*a.* Retrograda, Gout (retrograde.)

ARTHROC'ACE, from *arthron*, 'a joint,' and *κακος*, 'bad.' Disease of the joints; and especially caries of the articular surfaces. *Spina ventosa*, (q. v.)

ARTHROCACE COXARUM, *Coxarum morbus*.

ARTHROCACOLOG'IA, from *arthrocacia*,—according to Rust, a chronic disease of the joints; and *λογος*, 'a description.' The doctrine of chronic diseases of the joints.

ARTHROCARCINO'MA, from *arthron*, 'a joint,' and *καρκινωμα*, 'cancer.' Cancer of the joints.

ARTHROCHONDRI'TIS, from *arthron*, 'a joint,' *χονδρος*, 'a cartilage,' and *itis*, denoting inflammation. Inflammation of the cartilages and joints.

ARTHRO'DIA, from *arthron*, 'a joint,' *Ad-articula'tio*. A moveable joint, formed by the head of a bone applied to the surface of a shallow socket, so that it can execute movements in every direction. *Arthrodium* is 'a small joint,' diminutive of *Arthro'dia*.

ARTHRODYN'IA, *Arthronal'gia*, *Arthral'gia*, from *arthron*, 'articulation,' and *δυνη*, 'pain.' Articular pain. Pain in the joints. See Rheumatism, chronic.

ARTHRODYNIA PODAGRICA, Gout.

ARTHROLOG'Y, *Arthrol'gia*, from *arthron*, 'a joint,' and *λογος*, 'a description.' A description of the joints. The anatomy of the joints.

ARTHROM'BOLE, from *arthron*, and *βαλλω*, 'I cast.' Coaptation, reduction. Reduction of a luxated or fractured bone.

ARTHROMENINGITIS, *Meningarthrocace*.

ARTHRON, 'a joint.' The ancients used the word *Arthron*, for the articulation of bones with motion, in opposition to *Symphysis* or articulation without motion.

ARTHRONALGIA, *Arthrodynia*.

ARTHRON'CUS, *Arthrophy'ma*; from *arthron*, 'a joint,' and *ογκος*, 'a swelling.' Tumor of a joint.

ARTHRONEMPYESIS, *Arthropyosis*.

ARTHROPHLOGO'SIS, from *arthron*, 'a joint,' and *φλεγω*, 'I burn,' *Arthrit'is*, *Ostarthro'sis*. Inflammation of the joints.

ARTHROPHYMA ADENOC'HONDRIUM, see *Adenochondrium*.

ARTHROPYO'SIS, *Arthronempy'e'sis*, from *arthron*, 'a joint,' and *πυον*, 'pus.' Suppuration or abscess of the joints.

ARTHRO-RHEUMATISMUS, *Rheumatism* (acute.)

ARTHRO'SIA, from *arthron*, 'I articulate.' *Arthritis*, (of some.) Inflammation, mostly confined to the joints; severely painful; occasionally extending to the surrounding muscles. A genus of diseases in the Nosology of Good, including *Rheumatism*, *Gout*, *Articular inflammation*, *Joint-ache*, &c.

ARTHROSIA ACUTA, *Rheumatism*, acute—*a.* Chronica, *Rheumatism*, chronic—*a.* Lumborum, *Lumbago*—*a.* Podagra, Gout—*a.* Podagra complicata, Gout (retrograde)—*a.* Podagra larvata,

Gout (atonic)—a. *Podagra regularis*, Gout (regular.)

ARTHROSIS, Articulation.

ARTHROSPONGUS, from *αρθρον*, 'a joint,' and *σπγγος*, 'a sponge.' A white, fungous tumour of the joints.

ARTHROTRAUMA, from *αρθρον*, 'a joint,' and *τραυμα*, 'a wound.' A wound of a joint.

ARTIA. According to some, this word is synonymous with *αρθρα*; others use it synonymously with *Trachea*.

ARTICHAUT, *Cynara scolymus*.

ARTICHOKE, *Cynara scolymus*.

ARTICLE, Articulation.

ARTICOCALUS, *Cynara scolymus*.

ARTICULAR, *Articularis*: from *artus*, 'a joint,' *articulus*, 'a small joint.' That which relates to the articulations;—as the *articular capsules*, &c.

ARTICULAR ARTERIES OF THE KNEE arise from the popliteal artery, and surround the tibio-femoral articulation. Although of a small size, they are important, as they furnish blood to the lower extremity after the operation for popliteal aneurism. They are distinguished into *superior* and *inferior*. The *superior articular arteries, popliteal articular arteries*, are commonly three in number: one of which is *internal*, another *external*, and another *middle*, the *azygos articular*. The first, *Ramus anastomoticus magnus*, anastomoses by one branch with the external circumflex; and by another with the external superior articular. The second anastomoses with the external circumflex, the superior internal articular, and the inferior external articular; and the third is distributed within the joint. The *inferior articular arteries* are two in number: an *internal* and *external*. The former anastomoses with the internal superior articular and the external inferior articular. The latter anastomoses with the recurrent branch of the anterior tibial, and the external superior articular. To each articular artery there is an *articular nerve*.

ARTICULAR FACETTES are the contiguous surfaces, by means of which the bones are articulated.

ARTICULAR VEINS of the knee follow the same course as the arteries.

ARTICULATIO, Articulation—a. Artificialis, Pseudarthrosis—a. Notha, Pseudarthrosis.

ARTICULATION, *Joint, Articula'tio, Arthro'sis, Assarthro'sis, Articulus Juncura', Cola, Conjunctio, Nodus, Commissura, Compages, Syntaxis, Har'mus, Verticula, Verticulus, Verticulum*, (F.) *Articulation, Article*. Same etymon. The union of bones with each other, as well as the kind of union.

TABLE OF ARTICULATIONS.

Articulations are generally divided into *Diarthroses* or moveable articulations, and *Synarthroses* or immoveable.

Diarthroses.	{	1. Amphiarthrosis.
		2. Diarthrosis, orbicula- (Enarthrosis. lar vague. Arthrodia.
		3. Alternative or Ginglymus, which admits of varieties.
Synarthroses.	{	1. Suture.
		2. Harmony.
		3. Gomphosis.
		4. Schindytosis.

The articulations are subject to a number of

diseases, which are generally somewhat severe. These may be physical, as wounds, sprains, luxations, &c.; or they may be organic, as ankyloses, extraneous bodies, caries, rheumatism, gout, hydrarthroses, arthroposis, &c.

ARTICULATION means also the combination of letters which constitute words. See *Voice*.

ARTICULATION, FALSE, *Pseudarthro'sis, Articulus falsus*, (F.) *A. fausse, A. accidentelle, A. contra nature, A. anormale*. A false joint, formed between fragments of bone, that have remained ununited; or between a luxated bone and the surrounding parts.

ARTICULATION ENCHARNIÈRE, Ginglymus—a. *de la Hanche*, Coxo-femoral articulation.

ARTICULI DIGITORUM MANUS, Phalanges of the fingers—a. *Digitorum pedis*, Phalanges of the toes.

ARTICULO MORTIS, see *Psychorages*—a. *Spinalis, Semispinalis colli*.

ARTIFICIAL, *Artificialis*, (F.) *Artificial*; from *ars, artis*, 'art,' and *facere*, 'to make.' That which is formed by art.

ARTIFICIAL EYES are usually made of enamel, and represent a sort of hollow hemisphere, which is applied beneath the eyelids, when the eye is lost.

ARTIFICIAL TEETH are teeth made of ivory, porcelain, &c.

PIÈCES D'ANATOMIE ARTIFICIELLES are preparations of anatomy, modelled in wax, plaster, paper, &c.

ARTISCOCCUS LÆVIS, *Cynara scolymus*.

ARTISCUS, from *ατρος*, 'bread.' See *Trochiscus*. A troch of the shape of a small loaf. Also, and especially, a troch. made of vipers.

ARTOCARPUS. The *Bread-fruit Tree*, (F.) *Jaquier*. A Polynesian tree, so called because the fruit, which is milky, and juicy, supplies the place of bread to the inhabitants. It grows to the height of 40 feet.

ARTOCARPUS INTEGRIFOLIA, Caoutchouc.

ARTOCREAS, from *ατρος*, 'bread,' and *κρεας*, 'flesh.' A kind of nourishing food made of various aliments boiled together.—Galen.

ARTOGALA, from *ατρος*, 'bread,' and *γαλα*, 'milk.' An alimentary preparation of bread and milk. A poultice.

ARTOMELI, from *ατρος*, 'bread,' and *μελι*, 'honey.' A cataplasm of bread and honey.—Galen.

ARTUS, *Membrum*.

ARTYMA, *Aroma, Condiment*.

ARUM, *A. maculatum*, and *A. triphyllum*—a. *Americanum betæ foliis, Dracontium fetidum*.

ARUM DRACUNCULUS, *Dracunculus polyphyllus, Colubrina Dracontia, Erva de Sancta Maria, Gig'arus serpentina'ria, Arum polyphyllum, Serpentina'ria Gallo'rum*. *Family, Aroidæ. Sez. Syst. Monœcia Polyandria*. The roots and leaves are very acrimonious. The plant resembles the *A. maculatum* in its properties.

ARUM ESCULENTUM, *Caladium esculentum, Taro, Kalo*. The foliage and roots possess acrid qualities, which are dissipated by baking or boiling; in which form it is used as food by the people of Madeira, the Polynesians, &c.

ARUM MACULATUM, *Arum* (of the older writers) *Cuckow Pint, Barba Aar'nis, Serpentina minor, Zin'giber Germanicum, Sacerdos penis, Wake Robin, Priest's pinite*, (F.) *Gout,*

AUTEMESIA, from *αυτος*, 'self,' and *εμεσις*, 'vomiting.' Spontaneous or idiopathic vomiting.—Alibert.

AUTEMPRESMUS, Combustion, human.

AUTHEMERON. A medicine which cures on the day of its exhibition; from *αυτος*, 'the same,' and *ημερα*, 'day.'

AUTHYGIANSIS, *Vis medicatrix naturæ*.

AUTOCHIR, *Autochir'rus*, *Suicida*, from *αυτος*, 'himself,' and *χειρ*, 'hand.' One who has committed suicide. A self-murderer or suicide.

AUTOCHIRIA, Suicide.

AUTOCINE'SIS, *Motus voluntarius*, from *αυτος*, 'self,' and *κίνησις*, 'motion.' Voluntary motion.

AUTOCRASY, *Autocrati'a*, *Autocrato'ria*, from *αυτος*, 'himself,' and *κρατος*, 'strength.' Independent force. Action of the vital principle, or of the instinctive powers towards the preservation of the individual. See *Vis Medicatrix Naturæ*. Also, the vital principle.

AUTOCRATIA, Autocracy, *Vis medicatrix naturæ*.

AUTOCRATORIA, Autocracy—a. Physiatrix, *Vis medicatrix naturæ*.

AUTOCTONIA, Suicide.

AUTOGONIA, Generation, equivocal.

AUTOLITHOTOMUS, from *αυτος*, 'himself,' *λιθος*, 'a stone,' and *τεμνειν*, 'to cut.' One who operates upon himself for the stone.

AUTOMATIC, *Automaticus*, *Automatus*, from *αυτοματος*, 'spontaneous.' That which acts of itself. Those movements are called *automatic*, which the patient executes without any object; apparently without volition being exercised;—involuntary motions, *motus automatici seu automati seu involuntarii*.

AUTOMNALE; Autumnal.

AUTONOMIA, *Vis medicatrix naturæ*. The word *Autonomia* is occasionally employed by the French and Germans for the peculiar mechanism of an organized body. Thus, although individuals of the same species may differ in outward conformation, their mechanism or instinctive laws, (*Autonomia*.) may be the same.

AUTONYCTOBATIA, Somnambulism.

AUTOPEPSIA, from *αυτος*, 'self,' and *περαω*, 'I concoct.' Self-digestion,—as of the stomach after death.

AUTOPHIA, Autopsia.

AUTOPHONIA, (F.) *Retentissement autophonique*, from *αυτος*, 'self,' and *φωνη*, 'voice.' An auscultatory sign pointed out by M. Hourmann, which consists in noting the character of the observer's own voice, while he speaks with his head placed close to the patient's chest. The voice, it is alleged, will be modified by the condition of the subjacent organ. The resonance, thus heard, he terms *retentissement autophonique*.

AUTOPHONIA, Suicide.

AUTOPHOSPHORUS, Phosphorus.

AUTOPLASTICE, Morioplastice.

AUTOPLASTY, Morioplastice.

AUTOP'SIA, *Autopsy*; from *αυτος*, 'himself,' and *επισ*, 'vision.' *Autoph'ia*, *Autoscop'ia*. Attentive examination by one's self. Improperly used occasionally for the following:

AUTOP'SIA CADAVER'ICA, (F.) *Autopsie ou Ouverture cadaverique*. Attentive examination after death, *Examination post mortem*, *Sectio Cadaveris*, *Dissection*, *Necropscopy*, *Necropsy*, *Neuroscop'ia*, *Necrop'sia*, *Necrops'is*,—prac-

tised for the purpose of investigating the causes and seat of an affection of which a person may have died, &c.

AUTOPSIA CADAVER'ICA LEGALIS, *Sectio cadaveris legalis*, *Obductio*, is the examination after death for medico-legal purposes.

AUTOPYROS, *Syncemistos*.

AUTOSCOPIA, Autopsia.

AUTOSITE, from *αυτος*, 'self,' and *στος*, 'nourishment.' A single monster, capable of deriving nourishment from its own proper organs, in contradistinction to *Omphalosite*, (q. v.)

AUTOTHERAPIA, *Vis medicatrix naturæ*.

AUTUMN, *Autumnus*, *Phthiroporon*, (F.) *Automne*. One of the seasons of the year, between the 23d of September and the 21st of December. In all climates, the Autumn or Fall is liable to disease; a combination of local and atmospheric causes being then present, favourable to its production.

AUTUMNAL; *Autumnalis*, (F.) *Autumnale*. Relating to Autumn; as *Autumnal Fruits*, *Autumnal Fevers*, &c.

AUTUMNAL FEVER, generally assumes a bilious aspect. Those of the intermittent kind are much more obstinate than when they appear in the spring.

AUXESIS, Augmentation, Increase.

AUXILIARY, *Auxiliaris*, from *auxilium*, 'aid.' (F.) *Auxiliare*. That which assists, or from which assistance is obtained.

AUXILIARY MEDICINE is one which assists the principal medicine or basis. It is synonymous with *Adjuvant*.

AUXILIARY MUSCLES are those which concur in the same movement. Some anatomists have applied the term to several ligaments, as well as to the fleshy fibres, which hang from the *sacro-spinalis* muscle.

AUXILIUM, *Juvans*, *Medicamentum*.

AUXIS, Augmentation, Increase.

AVA, *Arva*, *Kava*. An intoxicating narcotic drink made by chewing the *Piper methisticum*. It is much used by the *Polynesians*.

AVAILLES, WATERS OF, A small village in France, 13 leagues S. S. E. of Poitiers, at which there is a cold saline chalybeate. It contains chlorides of sodium and calcium, sulphate and subcarbonate of soda, iron, &c.

AVANT-BOUCHE, (F.) *Os anti'cum*. This name has been applied by some to the *mouth*, properly so called—in contradistinction to the *Arrière bouche* or *Pharynx*.

AVANT-BRAS, *Forearm*.

AVANT-CŒUR, *Scrobiculus cordis*.

AVANT-GOUT, (F.) *Prægustatio*; a fore-taste; prægustation.

AVANT-MAIN, (F.) *Adversâ Manus*. The inside of the hand, when extended.

AVANT-PIED, (F.) The most advanced part of the foot.

AVANT-POIGNET, (F.) The anterior part of the wrist.

AVELINE, *Corylus avellana* (nut.)

AVELLANA CATHARTICA, *Jatropha curcas*.

AVE'NA, *Oats*; *Bromos*. The seeds of *Avena sativa*. *Nat. Ord.* Gramineæ. *Sex. Syst.* Triandria Digynia. (F.) *Avoine*. Oats are used as food for man, in some parts, particularly in the North of England and Scotland. When deprived of the husks they form *GROATS*, (q. v.) Reduced to meal,—*Avenæ Farinæ*

Oatmeal—they are applied as cataplasms to promote suppuration. The dry meal is sprinkled over erysipelatous parts.

AVENA EXCORTICATA, Groats.

AVENÆ FARINA, see *Avena*.

AVENHEIM, MINERAL WATERS OF.

Avenheim is three leagues from Strasburg; near it is an aperient mineral water.

AVENNES, MINERAL WATERS OF.

Avennes is a village in the department of Héruault in France; near it is a saline spring, the temperature of which rises to 84° Fahrenheit.

AVENS, COMMON, *Geum urbanum*—a. Water, *Geum rivale*—a. White, *Geum Virginianum*.

AVERICH, Sulphur.

AVERRHÓ'A BILIM'BI, *Bilim'bi*, *Bilim-bing teres*. An Indian tree, which has a fruit that is too acid to be eaten alone. It is used as a condiment, and in the form of syrup as a refrigerant.

AVERRHÓ'A CARAM'BOLA, called after Averrhoes; *Malum Cōen'sē*, *Prunum stellatum*, *Tam'ara*, *Conga*, *Caram'bolo*. An Indian tree, whose fruits are agreeably acid. The bark, bruised, is employed as a cataplasm, and its fruit is used as a refrigerant in bilious fever and dysentery.

AVER'SION, *Aver'sio*, *Apot'ropé*; from *avertere*, (a and *vertere*) 'to turn from.' Extreme repugnance for any thing whatever.

AVERSION, (F.) also means, in therapeutics, the action of medicines which turn the afflux of fluids from one organ, and direct them to others; being synonymous with *counter-irritation*, or rather *revulsion* or *derivation*.

AVERTIN, (F.) A disease of the mind, which, according to LAVOISIER, renders the patient obstinate and furious.

AVEUGLE, Cæcus.

AVEUGLEMENT, Cæcitas—a. *de Jour*, Nyctalopia—a. *de Nuit*, Hemeralopia.

AVICEN'NIA TOMENTO'SA, called after Avicenna. The plant which affords the *Malucca Bean* or *Anacar'dium Orientale* of the Pharmacopœias, *Semecarpus Anacar'dium*. The oil drawn from the bark of the fruit is a corrosive, and active vesicatory, but it is not used.

AVICULA CIPRIA, Pastil—a. Margaritifera, see Pearl.

AVOIN, *Avena*.

AVORTEMENT, Abortion.

AVORTER, to Abort.

AVORTIN, Abortion.

AVORTON, Abortion.

AVULSIO; *Arrachement*.

AVULSION, Evulsion.

AX, MINERAL WATERS OF. Ax is a small town in the department of Arriège, France; where there are several sulphurous springs, the temperature of which varies from 77° to 162° of Fahrenheit.

AXE, Axis—a. *de l'Œil*, Axis of the eye.

AXEA COMMISSURA, *Trochoïdes*. A pivot-joint. See Trochoid.

AXILLA, *Ala*, *Ascēlla*, *Assēlla*, *Ascēlla*, *Acel'la*, *Cordis emunctorium*, *Malē*, *Hyp'omia*, *Fovea axillaris*, *Mas'chale*, *Mas'chalis*, (F.) *Aisselle*. The cavity beneath the junction of the arm with the shoulder; the *armpit*; (F.) *Creux de l'Aisselle*. It is bounded, anteriorly, by a portion of the pectoralis major; posteriorly, by the latissimus dorsi. It is covered

with hair, contains much cellular membrane, lymphatic ganglions, important vessels and nerves, and numerous sebaceous follicles, furnishing an odorous secretion. In consequence of such secretion, the ancients called it *emunctorium cordis*.

AXILLARY, *Maschalæus*, (F.) *Azillaire*, from *axilla*, 'the armpit.' Belonging to the armpit.

AXILLARY ARTERY, *Artēria axillaris*; a continuation of the subclavian, extending from the passage of the latter between the scaleni muscles as far as the insertion of the pectoralis major, when it takes the name of *Brachial*.

AXILLARY GLANDS are lymphatic glands seated in the armpit; into which the lymphatic glands of the upper extremity open.

AXILLARY NERVE, *Scapulo-humeral* (CH.), *Nerf circonscrite*, *Articular nerve*; arises from the posterior part of the brachial plexus, particularly from the last two cervical pairs and the first dorsal. It is chiefly distributed to the posterior margin of the deltoid.

AXILLARY VEIN, *Vena Axillaris*, *Vena Subclavaria*. This vein corresponds with the artery; anterior to which it is situate. It is a continuation of the *brachial veins*; and, at its termination, assumes the name *Subclavian*.

AXINE, *Asia*.

AXIRNACH. An Arabic word, used by Al-bucasis to designate a fatty tumour of the upper eyelid, observed particularly in children.

AXIS, *Axon*, (F.) *Axe*. A right line which passes through the centre of a body.

AXIS, CEREBRO-SPINAL, see *Encephalon*—a. of the Cochlea, *Modiolus*—a. *Cœliac*, *Cœliac artery*.

AXIS OF THE EYE, (F.) *Axe de l'œil*, called also, *Visual Axis* and *Optic Axis*, is a right line, which falls perpendicularly on the eye, and passes through the centre of the pupil.

AXIS, is also the second vertebra of the neck, *Axon*, *Epistropheus*, *Epi'strophus*, *Maschallister*: the *Vertebra Denta'ta*, (F.) *Essieu*. So called, because it forms a kind of axis on which the head moves. Chausseur calls it *Axoïde*, from *αξω*, 'axis,' and *ωδω*, 'shape.'

AXQIDE, Axis—a. *Occipitale*, *Rectus capitis posterior major*.

AXOIDO-ATLOIDEUS. What refers to both the axis and atlas, as *Axoido-atloidean articulation*.

The lesions of the Axoido-atloidean, are, 1. Fracture of the *Processus Denta'tus*. 2. Rupture of the odontoid ligament, and consequently passage and pressure of the process behind the transverse ligament; and, 3. The simultaneous rupture of the odontoid and transverse ligaments. These different accidents are fatal.

AXOIDO-ATLOIDIEN, *Obliquus inferior capitis*.

AXON, Axis.

AXUNGE, *Adeps præparata*.

AXUNGIA, *Pinguedo*—a. de Mumiâ, *Marrow*—a. *Articularis*, *Synovia*—a. *Porcina*, *Adeps præparata*.

AYPNIA, *Insomnia*.

AZARNET, *Orpiment*.

AZARUM, *Asarum*.

AZEDARACH, *Melia Azedarach*.

AZEDARACHA AMENA, *Melia Azedarach*.

AZOODYNAMIA, from *α*, priv., *ζωη*, 'life,'

and *δυναμις*, 'strength.' Privation or diminution of the vital powers.

AZORES, CLIMATE OF. The Azores or Western Islands are said to afford one of the best examples of a mild, humid, equable climate to be met with in the northern hemisphere. It is slightly colder and moister than that of Madeira, but even more equable. Sir James Clark thinks, that a change from Azores to Madeira, and from thence to Teneriffe—one of the Canaries—would prove more beneficial to the phthisical valetudinarian than a residence during the whole winter in any one of these islands.

AZOTATE D'ARGENT, Argenti nitras..

AZOTE, *Azotum*, from *α*, priv., and *ζωη*, 'life.' *Azote* or *Nitrogen*, *Alcaligenè*, *Gas azoticum*, *Nitrogenium*, (F.) *Azote*, *Nitrogène*, *Air gaté*, *Air vicié*, is a gas which is unfit for respiration. It is not positively deleterious, but proves fatal, owing to the want of oxygen. It is one of the constituents of atmospheric air, and is a distinguishing principle of animals. Vegetables have it not generally diffused, whilst it is met with in most animal substances. It has been variously called, *phlogistic air*, *vitiated air*, &c.; has been looked upon as sedative, and recommended to be respired, when properly diluted, in diseases of the chest.

AZOTE, PROTOXIDE OF, Nitrogen, gaseous oxide of.

AZOTED, Nitrogenized.

AZOTENÈSES, from *azote*, and *νόσος*, 'disease.' Diseases fancied to be occasioned by the predominance of azote in the body.—Baumes.

AZOTIZED, Nitrogenized.

AZOTURIA, see Urine.

AZUR, Coral, Smalt.

AZURIUM. A compound of two parts of

mercury, one-third of sulphur, and one-fourth of sal ammoniac.—Albert the Great.

AZ'YGES, *Az'ygus*; *Az'ygous*, *sine pari*, from *α*, priv., and *ἴσους*, 'equal.' Unequal. The *sphenoid bone*, because it has no fellow. Also, a process, *Processus Az'ygus*, *Rostrum sphenoidale*, projecting from under the middle and forepart of this bone.

AZYGOS GANGLION, see Trisplanchnic Nerve.

AZYGOUS ARTICULAR ARTERY, see Articular arteries of the skull.

AZYGOUS MUSCLE, *Azygos Uvula*, is the small muscle which occupies the substance of the uvula.—Morgagni. The name is, however, inappropriate, as there are two distinct fasciculi, placed along side each other, forming the *Palato-staphylini*, *Staphylini* or *Epistaphylini* muscles, *Staphylini me'dii* of Winslow.

AZYGOUS VEIN, *Vena Azygos*, *Veine Prélombo-thoracique*—(Ch.) *Vena sine pari*, *Vena pari carens*, (F.) *Veine sans Paire*. This vein was so called by Galen. It forms a communication between the *V. cava inferior* and *V. cava superior*, permitting the blood to pass freely between the two. It rises from the *vena cava inferior*, or from one of the lumbar or renal veins, passes through the diaphragm, ascends along the spine to the right of the aorta and thoracic duct, and opens into the *V. cava superior*, where it penetrates the pericardium. On the left side, the *SEMI-AZYGOS*, *Left bronchial* or *left superior intercostal vein*, *Vena demi-azygos*, *V. hemiaz'ygæ*, *Veine petite pré-lombo-thoracique*—(Ch.) presents, in miniature, nearly the same arrangement.

AZYMIA HUMORUM, Crudity of the humours.

AZYMUS, from *α*, priv., and *ζυμη*, 'leaven.' Azymous bread is unfermented; unleavened bread.—Galen.

B.

BABEURRE, Buttermilk.

BABILLEMENT, Loquacity.

BABUZICARIUS, Incubus.

BAC'ARIS, *Bac'aris*. A name given by the ancients to an ointment described by Galen under the name *Ointment of Lydia*. It was sometimes employed in diseases of the womb.—Hippocrates.

BACCÆ BERMUDENSES, *Sapindus saponaria*—b. seu *Grana actes*, see *Sambucus ebulus*—b. *Myrtillorum*, see *Vaccinium myrtillus*—b. *Norlandicæ*, *Rubus arcticus*—b. *Piscatoriæ*, see *Menispermum cocculus*.

BACCAR, *Bac'caris*, *Bac'charis*. An herb used by the ancients in their garlands, to destroy enchantment. Perhaps the *Digitalis purpurea* (q. v.) Some authors have erroneously thought it to be the *Asarum*.

BACCHARIS, Baccar.

BACCHI'A, from *Bacchus*, 'wine.' A name applied to the red or pimpled face of the drunkard. See *Gutta rosea*.

BACCHICA, *Hedera helix*.

BACHARIS, *Bacaris*.

BACHELOR'S BUTTONS, see *Strychnos nux vomica*.

BACHER'S TONIC PILLS, *Pilulæ ex Hel-leboro et Myrrhâ*.

BACILE, *Crithmum maritimum*.

BACIL'LUM, *Bacillus*, *Bac'ulus*, *Bac'culus*: 'a stick.' This name has been applied to a kind of troch, composed of expectorants, and having the shape of a stick. Also, a suppository. *Bacillus* was used by the ancient chemists for several instruments of iron.

BACKACHE ROOT, *Iatris*.

BACKSTROKE OF THE HEART, Impulse, diastolic.

BACOVE, *Musa sapientum*.

BACULUS, *Bacillum*.

BADEN, MINERAL WATERS OF. Baden is a town six miles from Vienna. Here are 12 springs, containing carbonates of lime and magnesia; sulphates of lime, and magnesia, and soda; and chlorides of sodium and aluminum. The water is used in diseases of the skin, rheumatism, &c. There are two other towns of the same name; one in Suabia, and the other in Switzerland, about 12 miles from Zurich, where

are mineral springs. The waters of the last two are thermal sulphureous.

BADIAGA. A kind of sponge, sold in Russia, the powder of which is said to take away the livid marks from blows and bruises in a few hours. Its nature is not understood.

BADIANE, *Illicium anisatum.*

BADISIS, Walking.

BADUKKA, *Capparis badukka.*

BAGEDIA, Pound.

BAGNÈRES-ÀDOUR, MINERAL WATERS OF. Bagnères-Adour is a small town in the department of the *Hautes Pyrénées*, having a great number of mineral springs; some, cold chalybeates; others, thermal salines; but the greatest part sulphureous and warm.

BAGNÈRES DE LUCHON is a small town in the department of *Haute Garonne*, on the frontiers of Spain. It has been for a long time famous for its numerous sulphureous springs, the temperature of which is from 69° to 148°, of Fahrenheit.

BAGNIGGE WELLS. A saline mineral spring in London, resembling the Epsom.

BAGNIO, *Baignoire.*

BAGNOLES, MINERAL WATERS OF. Bagnoles is a village in the department of Orne. The water resembles that of the *Bagnères de Luchon.*

BAGNOLS, MINERAL WATERS OF. Bagnols is a village, two leagues from Mende, in the department of Lozère. The waters are hydrosulphurous and thermal: 109° Fahrenheit.

BAGOAS, Castratus.

BAGUENAUDIER, *Colutea arborescens.*

BAHAMA ISLANDS, CLIMATE OF. The climate of the Bahamas is not considered to be well adapted for consumptive patients, on account of the rapid alternations of temperature, and the prevalence of winds, often of a dry, cold character. Still, the phthical valetudinarians from most portions of the United States might derive advantage from a residence there during the winter months. The accommodations are not, however, good, or numerous.

BAHEL, *Columba longifolia.* A labiated plant of Malabar, whose leaves, bruised, are applied as cataplasms to suppurating tumours.

BAHEL SCHULL, *Genista spinosa Indica.*

BAIGNEUR, Bathing.

BAIGNOIRE, (F.) *Baptiste'rium, a Bathing tub, Bagnio, Solium, Piscina.* The vessel or place in which bathing is performed. *Baignoire oculaire,* an eye-bath,—a small vessel for bathing the eyes.

BAILLEMENT, Yawning.

BAILLON, Speculum oris.

BAIN, Bath—*b. Chaud,* Bath, hot—*b. Électrique,* Bath, electric, see Electricity—*b. Entier,* Bath, general—*b. de Fautouil,* Bath, hip—*b. Frais,* Bath, tepid—*b. Froid,* Bath, cold—*b. Marie,* Bath, water—*b. Medicinal,* Bath, medicated—*b. de Pied,* Bath, foot, Pediluvium—*b. de Sable,* Bath, sand—*b. de Siège,* Bath, hip—*b. Tempéré,* Bath, tepid, B. Temperate—*b. de Tête,* Bath, head—*b. Tiède,* Bath, tepid—*b. Très froid,* Bath, cold—*b. de Vapeur,* Bath, vapour.

BAINS, MINERAL WATERS OF. These are situate at Plombières, department of the Vosges. They are said to be saline and thermal by some; others deny them any medical properties.

BALAMPULLI, *Tamarindus.*

BALANCE, AREOSTATIC, Aerometer.

BALANDA, *Fagus Sylvatica.*

BALANEUM, Bath.

BALANISMUS, Suppository.

BALANITIS, Gonorrhœa spuria.

BALANOBLENNORRHŒA, Gonorrhœa spuria.

BALANOCASTANUM, *Bunium Bulbocastanum.*

BALANORRHŒA, Gonorrhœa spuria.

BALANUS, *βαλανος,* 'glans,' 'an acorn.' The glans penis. Hence, *Balano-blennorrhœa,* Blennorrhœa of the glans; and *Balanitis,* Inflammation of the glans. Suppositories and pessaries were, also, so called.

BALANUS PHŒNICOS, Date.

BALANUS, Glans, Suppository—*b. Myrepica,* *Guilandina moringa.*

BALARUC, MINERAL WATERS OF. Balaruc is a town in the department of Hérault, in France. The waters are saline and thermal. They contain carbonic acid, carbonate of lime, carbonate of magnesia, chlorides of sodium, calcium, and magnesium, sulphate of lime, and a little iron. They are considered tonic, and are largely used. Their temperature is about 118° Fahrenheit.

BALARUC WATER, FACTITIOUS, (F.) *Eau de Balaruc; Aqua Belliluceana,* is made of simple acidulous water (containing twice its bulk of carbonic acid) f. ʒxxxss; chloride of sodium, ʒiiss; chloride of calcium, gr. xviii; chloride of magnesium, gr. 56; carbonate of magnesia, gr. j.

BALATRO, *Bambalio.*

BALAUSTINE FLOWERS, see *Punica granatum.*

BALBIS, *βαλβις,* 'a foundation.' Any oblong cavity.—Galen. Hippocrates, in his treatise on the joints, gives the name *Balbitos* to the olecranon cavity of the humerus.

BALBUS, (F.) *Bègue.* One habitually affected with stammering. A stammerer.

BALBU'TIES, *Pselhis'mus, Psel'lotes, Blæ'sitas, Baryglos'sia, Dysla'lia, Mogila'lia, Ischophonia, Battaris'mus, Bamba'lia, Hæsvatio, Loquæla blæ'sa, (F.)* *Albutiement, Bègue'ment.* Stammering, St. Vitus's Dance of the Voice. Also, vicious and incomplete pronunciation, in which almost all the consonants are replaced by the letters B and L. *Traulis'mus.*

BALCHUS, *Bdellium.*

BALD, *Athrix.*

BALDMONEY, *Æthusa meum.*

BALDNESS, Alopecia, Calvities—*b. Limited,* *Porrigo decalvans*—*b. Partial,* *Porrigo decalvans.*

BALENAS, *Leviathan penis.*

BALIMBAGO, *Hibiscus populæus.*

BALINEATOR, Bathing.

BALINEUM, Bath.

BALL, *Pila.*

BALLISMUS, *Chorea.*

BALLISTA, *Astragalus.*

BALLONNEMENT, *Tympanites.*

BALLOTA FŒTIDA, *Marrubium nigrum, Black Horehound, Stinking H., (F.)* *Marrube noir.* This plant is esteemed to be antispasmodic, resolvent, and detersive.(?)

BALLOTA LANATA, *Leonurus lanatus.* A plant of the *Nat. Family,* Labiate, *Sex. Syst.* *Didynamia Gymnospermia,* which grows in Siberia. The whole plant, with the exception

of the root, has recently been recommended in drops, and in rheumatism and gout, as a diuretic. It is usually given in decoction (℞ss to ℥j, to f. ℥vij of water.)

BALLOTTEMENT, (F.) *Agitation, Succussion, Mouvement de Ballottement, Repercussion*, means the motion impressed on the fœtus in utero, by alternately pressing the uterus by means of the index finger of one hand introduced into the vagina; the other hand being applied on the abdomen. It is one of the least equivocal signs of pregnancy.

BALLSTON SPA. This village is situated in Saratoga County, New York. The spring Sans Souci belongs to the class of Acidulous Chalybeates. It contains iodide of sodium. There is also a sulphur spring.

BALM, Melissa—b. Apple, *Momordica balsamina*—b. Bastard, *Melitis Melissophyllum*—b. of Gilead, Solomon's, see *Tinctura cardamomi*—b. of Gilead tree, *Dracocephalum Canariense*—b. Indian, *Trillium latifolium*—b. Mountain, *Monarda coccinea*—b. Red, *Monarda coccinea*—b. Stinking, *Hedeoma*.

BALNEA CENOSA, Boue des eaux.

BALNEARIUM, Hypocaustum.

BALNEARIUS, Bather.

BALNEATOR, Bather.

BALNEOGRAPHY, Balneographia, from βαλανειον, 'a bath,' and γραφη, 'a description.' A description of baths.

BALNEOLOGY, Balneologia, from βαλανειον, 'a bath,' and λογος, 'a description.' A treatise on baths.

BALNEOTHERAPIA, from βαλανειον, 'a bath,' and θεραπεια, 'treatment.' Treatment of disease by baths.

BALNEUM, Bath—b. Acidum, Bath, acid—b. Alkalinum, Bath, alkaline—b. Animale, Bath, animal—b. Antipsoricum, Bath, antipsoric—b. Anti-syphiliticum, Bath, antisiphilitic—b. Arenæ, Bath, sand—b. Gelatinosum, Bath, gelatinous—b. Mariæ, Bath, water—b. Medicatum, Bath, medicated.

BALSAM, Balsamum, (q. v.) *Bol'son, Bel'son*, (F.) *Baume*. This name is given to natural vegetable substances, concrete or liquid, but very odorous, bitter, and piquant: composed of resin, benzoic acid, and sometimes of an essential oil;—which allow benzoic acid to be disengaged by the action of heat; readily dissolve in volatile oil, alcohol, and ether; and, when treated with alkalis, afford a soluble benzoate, and throw down resin. We know of only five balsams:—those of Peru, and Tolu, Benzoin, solid Styax or Storax, and liquid Styax. (See those different words.) There are, however, many pharmaceutical preparations and resinous substances, possessed of a balsamic smell, to which the name *balsam* has been given; but they differ essentially in composition and properties: hence the distinction of balsams into *natural* and *artificial*. The *natural balsams* include the five before mentioned; the *artificial* the remainder.

BALSAM, ACOUSTIC, Balsamum Acousticum, (F.) *Baume acoustique*. A mixture of fixed and essential oils, sulphur, and tinctures of fetid gums. Used in cases of atonic deafness, dropped into the ear. The *acoustic balsam* of Dr. Hugh Smith is made by mixing three drachms of ox-gall, with one drachm of *balsam of Peru*.

BALSAM, AMERICAN, see *Myroxylon Peruferum*—b. Anodyne, Bates's, *Linimentum anodynis* et opii.

BALSAM APOPLECTIC, Balsamum Apoplecticum, (F.) *Baume apoplectique*. A medicine, composed of several *balsams* properly so called, resins, and volatile oils. It is of a stiff consistence, is worn in ivory boxes about the person, and is smelled at in headaches, &c.

BALSAM APPLE, Momordica balsamina.

BALSAM OF ARCEUS, Balsamum Arceus, Unguentum El'emî, (F.) *Baume d'Arceus*. A soft ointment; sometimes employed in wounds, ulcers, &c. It is made by melting, with a gentle heat, two parts of mutton suet, one of lard, one and a half of turpentine, and as much resin.

BALSAM CANADA, see *Pinus balsamea*—b. Canary, *Dracocephalum Canariense*—b. Capivi, *Copaiba*.

BALSAM OF CARPATHIA, Balsamum Carpathicum, (F.) *Baume de Carpathie*. The resin of the *Pinus Cembra*, (q. v.) a tree, which grows in Switzerland, Libya, and the Krapac mountains in Hungary.

BALSAM, CHALYBEATE, Balsamum Chalybeatum, (F.) *Baume d'acier ou d'aiguilles*. A mixture of nitrate of iron, alcohol, and oil, prepared by dissolving needles in nitric acid. It was formerly employed in frictions in pains of the joints.

BALSAM, COMMANDER'S, Tinctura benzoini composita—b. for Cuts, *Tinctura benzoini composita*.

BALSAM, CORDIAL, OF SENNER'TUS, Balsamum Cordiale Sennert's, (F.) *Baume cordiale de Sennert*. A stimulant medicine, composed of the essential oils of citron, cloves, and cinnamon, of musk, and ambergris. Dose, 6 to 15 drops.

BALSAM OF FIERABRAS. A celebrated Spanish vulnerary balsam, mentioned by Cervantes; the composition of which was oil, rosemary, salt and wine. (?)

BALSAM, SPIRITUOUS, OF FIORAVENTI, Balsamum Fioraventi spirituosum, (F.) *Baume de Fioraventi spiritueux*. Different products of the distillation of resinous and balsamic substances, and of a number of aromatic substances, previously macerated in alcohol, have been thus called. The *Spirituous Balsam of Fioraventi*, the only one now used in friction, in chronic rheumatism, is the first product of the distillation from a sand-bath. It is entirely alcoholic. The *Oily Balsam of Fioraventi* is obtained by removing the residue, and distilling it in an iron vessel, at a white heat. It has the appearance of a citrine-coloured oil. The *Black Balsam of Fioraventi* is the black oil, obtained when the temperature is sufficient to carbonize the substances in the cucurbit.

BALSAM OF FIR, see *Pinus balsamea*.

BALSAM OF FOURCROY OR OF LABORDE, (F.) Baume de Fourcroy ou de Laborde. A kind of liniment composed of aromatic plants, balsams, resins, aloes, turpentine, theriac, and olive oil. Used in chaps of the skin and nipples.

BALSAM, FRIAR'S, Tinctura benzoini composita.

BALSAM OF GENEVIEVE, (F.) Baume de Genevieve. An ointment composed of wax, turpentine, oil, red saunders, and camphor. Used in confused wounds, gangrene, &c.

BALSAM OF HONEY (HILL'S.) A tincture made of *tolu*, *honey* (āā ℥j) and *spirit*, (a gallon.) A pectoral, used in coughs. The committee of the New York College of Pharmacy recommend the following formula:—(*Gum Benzoin* ℥v, *Bals. Tolut.* ℥j, *Mellis*, ℥viii, *Alcohol Olij*—digest for 10 days and filter.) See Mel.

BALSAM OF HOREHOUND (FORD'S.) A tincture of *horehound*, *liquorice-root*, *camphor*, *opium*, *benzoin*, *dried squills*, *oil of aniseed*, and *honey*. It has the same properties as the above. See Marrubium.

BALSAM, HUNGARIAN, see *Pinus mughos*.

BALSAM, HYPNOTIC, *Bal'samum Hypnoticum*, (F.) *Baume Hypnotique*. A preparation of which opium, hyoscyamus, camphor, and some other sedative substances form the basis. It is used externally in friction, to provoke sleep.

BALSAM, HYSTERIC, *Bal'samum Hystericum*, (F.) *Baume Hystérique*. A preparation made of opium, aloes, asafetida, castor, distilled oils of rue, amber, &c. It is held to the nose, applied to the navel, or rubbed on the hypogastrium in hysterical cases.

BALSAM, INDIAN, see Myroxyloen periferum.

BALSAM OF LECTOURE OF CONDOM OF VINCEGUERE, *Bal'samum Lectorensé*. A strongly stimulant and aromatic mixture of camphor, saffron, musk, and ambergris, dissolved in essential oils. The ancients burnt it for the purpose of purifying the air of a chamber, when infested with a disagreeable odour.

BALSAM OF LIFE OF HOFFMAN, *Bal'samum Vitæ Hoffmani*, (F.) *Baume de Vie d'Hoffman*. A tincture, composed of essential oils and ambergris, employed internally and externally as a stimulant. A mixture of essential oils without alcohol constitutes the *Saxon Balsam*, *Bal'samum apoplecticum*, *B. aromaticum*, *B. cephalicum*, *B. Saxonicum*, *B. nervinum*, *B. SCHERZERI*, *B. Stomachicum*. Employed in friction as a stimulant.

BALSAM OF LIFE, Decoctum aloes compositum—b. of Life, Turlington's, see Tinctura benzoini composita.

BALSAM OF LOCATEL'LI OF LUCATEL'LI, *Bal'samum Lucatel'li*, (F.) *Baume de Lucatel*. A sort of ointment, composed of wax, oil, turpentine, sherry, and balsam of Peru, coloured with red saunders. It was once administered in pulmonary consumption.

BALSAM OF MECCA, see Amyris opobalsamum—b. Mexican, see Myroxyloen Periferum—b. Natural, see Myroxyloen Periferum.

BALSAM, GREEN, OF METZ, *Bal'samum Viride Meter'sium*, *Bal'samum Viride*, (F.) *Baume vert de Metz*, *Baume de Feuillet*, *Huile verte*, *O'leum cœlydi cupri viride*. This is composed of several fixed oils, holding, in solution, subcarbonate of copper, sulphate of zinc, turpentine, aloes, and the essential oils of cloves and juniper. It is green and caustic, and is employed to hasten the cicatrization of atonic ulcers.

BALSAM, NEPHRITIC, OF FULLER, *Bal'samum Nephreticum Fulleri*. A liquid medicine, composed of oils, resins, and balsams, which have experienced an incipient state of carbonization from concentrated sulphuric acid. It was given in the dose of 15 to 30 drops in certain affections of the kidneys.

BALSAM, NERVOUS, *Bal'samum Nervinum*,

(F.) *Baume nervin ou nerveal*. A kind of ointment, composed of fatty bodies, volatile oils, balsam of Peru, camphor, &c. It is employed in friction in cases of sprains and rheumatic pains.

BALSAM, PARALYTIC, OF MYSNIGHT. A sort of liniment or soft mixture of the essential oils of different aromatic plants, oils of turpentine and amber.—Lemery.

BALSAM OF PAREIRA BRAVA, *Bal'samum Pareira brava*. A soft mixture of balsam, resin, muriate of ammonia, and powder of the root of *Pareira brava*. It is given internally, to excite the urinary secretion.

BALSAM, PERUVIAN, see Myroxyloen Periferum—b. of Peru, red, see Toluifera balsamum—b. of Peru, white, see Myroxyloen Periferum.

BALSAM OF RACKAST'RA OF RAKAST'RI. This substance is of a yellowish-brown colour; semi-transparent; fragile, when dry, but softening by heat; adhering to the teeth, when chewed. It has a smell similar to that of the Balsam of Tolu, and is slightly bitter. It is brought from India in gourd shells, and has been employed in diseases of the urinary organs, especially in gonorrhœa.

BALSAM, RIGA. Prepared from the shoots of the Scotch Fir, macerated in spirit of wine. Internally, stimulant and diuretic; externally, a vulnerary. See *Pinus Cembra*.

BALSAM OF SATURN, *Bal'samum Saturni*. A solution of acetate of lead in spirit of turpentine, concentrated by evaporation; and to which camphor has been added. This balsam was applied to hasten the cicatrization of wounds.

BALSAM OF THE SAMARITAN, (F.) *Baume du Samaritain*. A sort of liniment, prepared by boiling together, at a gentle heat, equal parts of wine and oil. It is said to have been the ointment used by the Samaritan of the Gospel to cure a patient covered with ulcers.

BALSAM, SAXON, Balsam of Life of Hoffmann.

BALSAM OF SULPHUR, *Bal'samum Sulphuris*, (F.) *Baume de Soufre*. A solution of sulphur in oil.—*B. sulph. anisatum*, (F.) *B. de Soufre anisé*. A solution of sulphur in essential oil of aniseed; given as a carminative.—*B. Sulph. succinatum*, (F.) *B. de Soufre succiné*. A solution of sulphur in oil of amber.—*B. Sulphuris terebinthina'tum*, *Common Dutch Drops*, (F.) *B. de soufre terebinthiné*. A solution of sulphur in essential oil of turpentine, administered as a diuretic.—The *Balsam of Sulphur of RULAND* is a solution of sulphur in linseed oil or nut oil.

BALSAM OF SYMPATHY, *Balsamum Sympathicum*, (F.) *Baume de Sympathie*. A balsam, used in the days when sympathetic influence was strongly believed in. It was composed of the raspings of a human skull, blood, and human fat, and was applied to the instrument which had inflicted the wound.

BALSAM, THIBAUT'S. A tincture of myrrh, aloes, dragon's blood, flowers of St. John's wort, and Chio turpentine. Internally, diuretic; externally, vulnerary.

BALSAM OF TOLU, see Toluifera Balsamum.

BALSAM, TRANQUIL, *Bal'samum tranquillum*, (F.) *B. tranquille*. A liquid medicine employed, externally, in the shape of friction: it is prepared by macerating and boiling, in olive oil, narcotic and poisonous plants,—belladonna, mandragora, hyoscyamus, &c.—and afterwards

infusing, in the filtered decoction, different aromatic plants. It was employed as an anodyne.

BALSAM, TURKEY, Dracocephalum Canariense.

BALSAM OF TURPENTINE, Dutch Drops, Balsamum Terebinthina. Obtained by distilling oil of turpentine in a glass retort, until a red balsam is left. It possesses the properties of the turpentines.

BALSAM, VERVAIN'S, Tinctura Benzoini composita.

BALSAM, VULNERARY, OF MINDERERUS, Balsamum vulnerarium Mindereri, (F.) B. vulnéraire de MINDERER. A kind of liniment, composed of turpentine, resin elemi, oil of St. John's wort, and wax. Employed in friction, and as a dressing to wounds.

BALSAM WEEB, Impatiens fulva.

BALSAM, WOUND, Tinctura Benzoini composita.

BALSAMADENDRON GILEADENSE, Amyris Gileadense—b. Myrrha, see Myrrha.

BALSAMELÆON, Myroxylon Peruiferum.

BALSAMIC, Balsamicus, from βαλαμικόν, 'balsam.' Possessing the qualities of balsams. *Balsamic odour*:—a sweet, faint, and slightly nauseous smell. *Balsamic substance*;—one resembling the balsams in property.

BALSAMIER ELÉMIFÈRE, Amyris elemifera—b. de la Moeque, Amyris opobalsamum.

BALSAMINA, Momordica balsamina.

BALSAMINE, Momordica balsamina.

BALSAMITA FŒMINEA, Achillea ageratum—b. Mas, Tanacetum balsamita.

BALSAMITA SUAVEOLENS, B. odorata, B. maris, Mentha Sacracenica, M. Roma'na. Fam. Compositæ Corymbiferae. Sez. Syst. Syngenesia Polygamia superflua. A plant, common in the south of France, and cultivated in the gardens; where it bears the names *Menthécog, Grand baume, Baume des Jardins.* Its smell is strong and aromatic, and taste hot. It is used for the same purposes as the tansy, i. e. as a stimulant, vermifuge, &c.

BALSAMITA SUAVEOLENS, Tanacetum balsamita.

BALSAMO-SACCHARUM, Elæo-Saccharum.

BALSAMUM, see Balsam, Amyris opobalsamum—b. Ægyptiacum, see Amyris opobalsamum—b. Album, see Myroxylon Peruiferum—b. Alpini, Dracocephalum Canariense—b. Alpini, see Amyris opobalsamum—b. Anodynum, Linimentum saponis et opii—b. Apoplecticum, Balsam of life of Hoffmann—b. Aromaticum, Balsam of life of Hoffmann—b. Asiaticum, see Amyris opobalsamum—b. Brazilianse, Copaiba—b. Calaba, see Fagara octandra—b. Catholicum, Tinctura benzoini composita—b. Cephalicum, Balsam of life of Hoffmann—b. Copaibæ, Copaiba—b. Genuinum antiquorum, see Amyris opobalsamum—b. Hyperici simplex, see Hypericum perforatum—b. Judaicum, see Amyris opobalsamum—b. Libani, see Pinus cembra—b. Mariæ, see Fagara octandra—b. e Meccâ, see Amyris opobalsamum—b. Mercuriale, Unguentum hydrargyri nitratiss—b. Nervinum, Balsam of life of Hoffmann—b. Opodeldoc, Linimentum saponis camphoratum—b. Ophthalmicum rubrum, Unguentum hydrargyri nitrico-oxidi—b. Persicum, Tinctura benzoini composita—b. Peruanum, see Myroxylon Peruiferum—b. Sa-

turninum, Unguentum plumbi superacetatis—b. Scherzeri, Balsam of life of Hoffmann—b. Stomachicum, Balsam of life of Hoffmann—b. Styracis, Styrax—b. Styracis benzoini, Benjamin—b. Succini, see Succinum—b. Sulphuris Barbadense, Petrolenium sulphuratum—b. Sulphuris simplex, Oleum sulphuratum—b. Syriacum, see Amyris opobalsamum—b. Tolutanum, see Toluifera balsamum—b. Traumaticum, Tinctura benzoini composita—b. Universale, Unguentum plumbi superacetatis—b. Viride, Balsam; green, of Metz; see Fagara octandra.

BALSEM, Amyris opobalsamum.

BAMBA, Bamboo.

BAMBALIA, Balbuties.

BAMBALIO, Bam'balo, Bala'tro, from βαβατιω, 'I speak inarticulately.' One who stammers or lisps, or utters inarticulate sounds. According to KRAUSE, one who speaks as if he had pap in his mouth, or as if the tongue were paralyzed.

BAMBOO, (F.) Bambou, Bambu. Fem. Gramineæ. Sez. Syst. Hexandria Monogynia. The young shoots of *Bambos arundinacea* or *Arun'do bambos*, and of *Bambos verticillata*, contain a saccharine pith, of which the people of both the Indies are very fond. They are sometimes made into a pickle.

BAMBOS ARUNDINACEA, Bamboo—b. Verticillata, Bamboo.

BAMIX MOSCHATA, Hibiscus abelmoschus.

BAMMA, from βαπτω, 'I plunge,' 'a paint; a dye.' Anciently, liquids were so called, in which certain bodies were plunged, to moisten, or soften them. In the case of tea, for instance, into which bread is dipped, the tea would be the *bamma*.

BANANA, Musa sapientum.

BANANIER, Musa sapientum.

BANAUSIA, Charlatanry.

BANC D'HIPPOCRATE, Bathron.

BANCAL, (F.) One who has deformed legs.

It includes the *valgus, compennis, and varus*, which see.

BANCROCHE, (F.) A vulgar epithet for a rickety individual.

BANDAGE, Desma, Syndes'mus, Hypodes'mis, Hypodesma, Hypodes'mus, (the last three signify properly an under bandage.) A binder, from Sax. bindan, 'to bind.' This word, with the French, is generally used to express the methodical application of rollers, compresses, &c., *Ban'daging, Syn'desis*, to fix an apparatus upon any part,—corresponding to the words *déligatio, fasciatio, fasciarum applicatio, epistesis*. With us the noun is usually applied to the result of the application, or to the bandage itself;—a sense in which the French employ the word *Bande*. Bandages are *simple* or *compound*. The simple bandage is *equal*, if the turns are applied circularly above each other; *unequal*, if the turns are not accurately applied upon each other. If each turn of the bandage be only covered one third, it forms the *dolore* of the French; if the edges touch only slightly, it is the *moussé*; if the turns are very oblique and separated, it is the *spiral* or *creeping*, (F.) *rampant*; if folded upon each other, it is termed the *reversed*, (F.) *renversé*. By uniting various kinds of bandaging, we have the *compound*; and these compound bandages have received various names expressive of their figure, or of the parts

to which they are applied, as *capistrum*, *spica*, &c. Bandages are divided, also, as regards their uses, into *uniting*, *dividing*, *retaining*, *expelling*, *compressing*, &c.

BANDAGE OF ROLLER, *Fas'cia*, (q. v.) *Tænia*, *Epidem' mos*, *Vin'culum*, the *Bande* of the French is derived from (G.) *binden*, 'to bind.' It may be made of linen, flannel, or other stuff capable of offering a certain resistance. The two extremities of a bandage are called *tails*, (F.) *chefs*, and the rolled part is termed its *head*, (F.) *globe*. If rolled at both extremities, it is called a *double-headed roller* or *bandage*, (F.) *Bande à deux globes*.

BANDAGE, BODY, *Manti'le*, (F.) *Bandage de Corps*, is used for fixing dressings, &c. to the trunk. It is formed of a towel, napkin, or some large compress, folded three or four times; the extremities of which are fastened by pins. This is again fixed by means of the *scapulary bandage*, which is nothing more than an ordinary bandage, stitched to the anterior and middle part of the napkin, passing over the clavicles and behind the head, to be attached to the back part of the napkin.

BANDAGE, COMPRESSING, OR ROLLER, *Fascia compressiva* seu *convoluta*, (F.) *Bandage compressif* ou *roulé*, is the simple roller with one head; and is employed in cases of ulcers, varices, &c. of the limbs. Whenever this roller is applied to the lower part of the limbs, it is carried upwards by the *doloire* and reversed methods above described.

BANDAGE DIVISIF, *Dividing bandage*—b. *en Doloire*, *Doloire*.

BANDAGE, EIGHTEEN-TAILED, *Fas'cia octod'ecim capitibus* (F.) *Bandage à dix huit chefs*. This bandage is made of a longitudinal portion of a common roller; and with a sufficient number of transverse pieces or tails, to cover as much of the part as is requisite. It is a very useful bandage, inasmuch as it can be undone without disturbing the part.

BANDAGE, GALEN'S, or *B. for the Poor*, *Fas'cia Galeni* seu *Pau'perum*, (F.) *Bandage de Galien* ou *des Pauvres*, *Gal'ea*, is a kind of *capitulus* or hood, (F.) *Couvrechef*, divided into three parts on each side; and of which GALEN has given a description. See *Cancer Galeni*.

BANDAGE, HERNIAL, see *TRUSS*—b. *Immovable*, *Apparatus*, *immovable*.

BANDAGE, INGUINAL, *Fas'cia inguinalis*. A bandage for keeping dressings applied to the groin. It consists of a cincture, to which is attached a triangular compress, adapted for covering the groin. To the lower extremity of this, one or two bandages are attached, which pass under the thigh, and are fixed to the posterior part of the cincture. This bandage may be either simple or double.

Other bandages will be found described under their various names.

BANDAGE, PERMANENT, *Apparatus*, *immovable*—b. *of the Poor*, see *Cancer Galeni*; and *Bandage Galen's*.

BANDAGE OF SEPARATE STRIPS, or *B. of SCULTETUS*, *Fas'cia fasciolis separatim dispositis* seu *Sculte'ti*, (F.) *Bandage à bandelletes séparées* ou *de Scultet*. This is formed of linen strips, each capable of surrounding once and a half the part to which they have to be applied, and placed upon each other, so as to cover successively one-third of their width.

It is used chiefly for fractures, requiring frequent dressing.

BANDAGE, UNDER, *Hypodesmis*—b. *Unissant*, *Uniting bandage*.

BANDAGING, see *Bandage*—b. *Doctrine* of, *Desmaturgia*.

BAND'AGIST. One whose business it is to make bandages, and especially those for hernia.

BANDE, *Bandage*. The word *Bande*, in anatomy, is used by the French for various narrow, flat, and elongated expansions. *Bande d'Héliodore*, is a kind of bandage for supporting the mammae.

BANDEAU, (F.) A kind of simple bandage, which consists of a piece of cloth, folded four times, and applied round the head. There is also the *Bandeau ou Mouchoir en triangle* or *triangular bandage*, a kind of *couvrechef* (which see), made of a square piece of cloth, or of a handkerchief, folded diagonally, and applied round the head.

BANDELETTE, (F.) Diminutive of *Bande*, *Fasciola*, *Tæniola*, *Vitta*; a narrow bandage, strip or fillet. Also *Tænia semicircularis* (q. v.)

BANDELETTES AGGLUTINATIVES, small strips, covered with a glutinous plaster. *Vitta agglutinantes*. See *Agglutinant*.

BANDELETTES DECOUPÉES, are strips of linen, notched on one edge, and covered, on one side, with ointment. They are applied to wounds to prevent the lint from sticking, and the laceration of the cicatrix.

BANDELETTE SEMICIRCULAIRE, *Tænia semicircularis*—b. *des Cornes d'amon*, *Corpus fimbriatum*—b. *des Eminences pyramiformes*, *Tænia semicircularis*—b. *de l'Hippocampe*, *Corpora fimbriata*.

BANDURA, *Nepentha destillatoria*.

BANDY-LEGGED, *Cnemosecoliosis*.

BANEBERRY, *Actæa spicata*.

BANGUE, *Bangi* or *Beng*, *Indian hemp*, *Gunjah*, *Hachisch*. Adanson believes this to be the *Nepenthes* of the ancients, *Can'nabis Indica*, (F.) *Chanvre Indien*, probably identical with *C. sativa*. *Family*, *Urticæ*. *Sex. Syst.* *Diœcia Pentandria*. Its leaves and flowers are narcotic and astringent. They are chewed and smoked. Its seeds, mixed with opium, areca, and sugar, produce a kind of intoxication, and are used for this purpose by the people of India. An alcoholic extract of the plant has been used in India, and since then in Europe and in this country as a narcotic, and anti-convulsive, in the dose of from half a grain to ten or more. It requires, however, great caution in its administration. See *GUNJAH* and *CHURRUS*.

BANICA, *Pastinaca sativa*.

BANILAS, *Vanilla*.

BANILLA, *Vanilla*.

BANILLOES, *Vanilla*.

BANISTE'RIA ANGULO'SA. This plant, in Brazil and the Antilles, passes for a powerful sudorific, and an antidote to the poison of serpents.

BANNIÈRES, MINERAL WATERS OF.

Bannières is a village in Quercy, diocess of Cahors, France. The waters are probably chalybeate. They are celebrated in amenorrhœa, cachexia, jaundice, &c.

BA'OBAB. The *Adansonia digitata*, of Africa; *Nat. Ord.* *Bombacæ*; one of the largest productions of the vegetable kingdom. Its fruit is called, in the country, *Pain de singe*.

The pulp is sourish, and agreeable to eat: and a refreshing drink is made from it, which is used in fevers. Prospero Alpini and Dr. L. Frank think that the *Terra Lemnia* was prepared, in Egypt, from the pulp. All the parts of the Baobab abound in mucilage.

BAPTISIA TINCTORIA, *Sophora tinctoria*.

BAPTISTERIUM, *Baignoire*.

BARAQUETTE, (F.) A name given by Rasous, physician at Nimes in France, to a catarrhal epidemic, which occurred there in 1761. See Influenza.

BARATHRON, *Juniperus sabina*.

BARATHRUM, Antrum.

BARBA, Beard—b. Aaronis, *Arum maculatum*—b. Capræ, *Spiræa ulmaria*—b. Jovis, *Sempervivum tectorum*.

BARBADOES, see West Indies—b. Leg, see Elephantiasis.

BARBAREA, *Erysimum Barbarea*.

BARBAROSSÆ PIL'ULÆ, *Barbarossa's Pills*. An ancient composition of quicksilver, rhubarb, diagridium, musk, &c. It was the first internal mercurial medicine, which obtained any real credit.

BARBE, Beard—b. *de Bouë*, *Tragopogon*.

BARBEAU, *Cyanus segetum*.

BARBER-CHIRURGEONS. A Corporation of London, instituted by king Edward IV. The barbers were separated from the surgeons, by 18 Geo. II., c. 15; and the latter were erected into a *Royal College of Surgeons* at the commencement of the present century.

BARBERIE, MINERAL WATERS OF. These mineral waters are half a league from Nantes. They contain carbonic acid, chlorides of magnesium and sodium, sulphate of magnesia, carbonates of magnesia, lime, and iron. They are used as chalybeates.

BARBERRY, *Oxycantha Galeni*—b. American, see *Oxycantha Galeni*.

BARBIERS. A variety of paralysis chiefly prevalent in India, and by many considered to be the same as Beriberi (q. v.). Beriberi is commonly an acute disease. Barbiers is generally chronic.

BARBITIUM, Beard.

BARBOTINE, *Artemisia Santonica*.

BARBULA CAPRINA, *Spiræa ulmaria*.

BARCLAY'S ANTIBILIOUS PILLS, *Pilulæ antibiliosæ*.

BARDADIA, Pound.

BARDANA, *Arctium lappa*—b. Minor, *Xanthium*.

BARDANE PETITE, *Xanthium*.

BARÈGES, MINERAL WATERS OF. Barèges is a village in the department of Hautes Pyrénées, near which are several springs. They are sulphureous and thermal, the heat varying from 85° to 112° Fahrenheit. They contain chlorides of magnesium and sodium, sulphates of magnesia and lime, carbonates of lime, sulphur, &c. These springs have long enjoyed a high reputation, and are daily advised in cutaneous and scrofulous affections, &c.

FACTITIOUS BARÈGES WATER, *Aqua Bareginensis*, (F.) *Eau de Barèges*, is made by adding, *hydrosulphuretted water*, f. *zōi*, to *pure water*, f. ℥xviijss , *carbonate of soda*, gr. xvj, *chloride of sodium*, gr. ss. Bottle closely.

BARGADA, *Convulvulus pes capriæ*.

BARIGLIA, Soda.

BARIÏ CHLORIDUM, Baryta, muriate of—b. Iodidum, Baryta, hydriodate of,

BARILLA, Soda—b. Alicant, Soda—b. Carthagena, Soda—b. Turkey, Soda.

BARILLOR, Soda.

BARIUM, *Baryum*, *Pluto'nium*, from βαρος, 'heavy.' The metallic base of baryta, so called from the great density of its compounds.

BARIUM, CHLORIDE OF, Baryta, muriate of—b. Chlorure de, Baryta, muriate of—b. Iodide of, Baryta, hydriodate of—b. Protoxide of, Baryta.

BARK, Cinchona—b. Bitter, Pinckneya pubens—b. Calisaya, Cinchona cordifolia cortex—b. Caribæan, Cinchona Caribææ cortex—b. Carthagena, see Cinchona—b. Crown, Cinchona lancifolia cortex—b. Elk, Magnolia glauca—b. Essential salt of, see Cinchona—b. Florida, Pinckneya pubens—b. Georgia, Pinckneya pubens—b. Gray, see Cinchona—b. Huanuco, see Cinchona—b. Indian, Magnolia glauca—b. Jesuit's, Cinchona—b. Loxa, Cinchona lancifolia cortex—b. Pale, Cinchona lancifolia cortex—b. Maracaybo, see Cinchona—b. Peruvian, Cinchona—b. Pitaya, Cinchona Caribææ cortex—b. Red, Cinchona oblongifolia cortex—b. Saint Lucia, Cinchona Caribææ cortex—b. Santa Martha, see Cinchona—b. Silver, see Cinchona—b. Yellow, Cinchona cordifolia cortex.

BARLERIA BUXIFOLIA, *Cara schulli*.

BARLEY, PEARL, see *Hordeum*—b. Scotch, *Hordeum*.

BARM, Yest.

BARNET, MINERAL WATERS OF. Barnett is not far from London. The water is of a purging quality, like that of Epsom, and about half the strength.

BAROMACROMETER, *Pædobaromacrometer*, *Pædometer*, from βαρος, 'weight,' μακρος, 'long,' and μετρον, 'measure.' An instrument invented by Stein to indicate the length and weight of a new-born infant.

BAROMETER, *Baroscopium*, *Ba'roscope*, from βαρος, 'weight,' and μετρον, 'measure.' (F.) *Baromètre*. An instrument which measures the weight of the air. A certain degree of density in this medium is necessary for health. When we ascend high mountains great inconvenience is experienced, owing to the diminished density. Changes of this character are indicated by the Barometer or weather-glass.

BAROS, βαρος, 'heaviness.' Employed by the Greek physicians to designate the feeling of lassitude and heaviness observable in many diseases.—Hippocrates, Galen.

BAROSCOPE, Barometer.

BAROSMA CRENATA, *Diosma crenata*.

BAROTES SALITUS, Baryta, muriate of—b. *ARRAS*, see *Pinus sylvestris*.

BARRE, MINERAL WATERS OF. Barre is a small town, six leagues from Strasburg. The waters are thermal, and contain much iron, calcareous salt, &c. They are diuretic and tonic.

BARRE (F.) *Barrure*, *Vara*, 'a bar.' A projection or prolongation of the symphysis pubis—a deformity rendering delivery difficult.

BARRÉE (F.) A term applied, in France, to a female whose pelvis has the deformity described under Barre.

BARRÈES, (DENTS.) The molar teeth, when the roots are spread or tortuous, so that they cannot be extracted without being broken;

or without a portion of the alveolar arch being removed.

BARREL OF THE EAR, Tympanum.

BARRENNESS, Sterilitas.

BARROS, Terra Portugallica.

BARRUKÉ, *Barre*.

BARYCOCCALON, *Datura stramonium*.

BARYCOITA, *Barycoia*.

BARYCOITA, *Barycoita*, *Bradycocita*, *Paracocita obtusa*, *Diseococita*, *Dysecoita*, *Auditus difficilis*, *Obandi'tio*, *Obandi'tus*, *A. gravis*; *A. imminutus*, *Hypocophosis*, *Hypocophosis*, (F.) *Dureté d'Oreille*, from *βᾶρος*, 'heavy,' and *αὐρη*, 'hearing.' Hardness of hearing, incomplete deafness. See Cephalosis, and Deafness.

BARYGLOSSIA, Calbuties.

BARYGLOSSIA, Baryphonia.

BARYHYDRAS IODATI, Baryta, hydriodate of.

BARYLALIA, Baryphonia.

BARYODYNE, from *βᾶρος*, 'heavy,' and *δύνη*, 'pain.' A dull, heavy pain.

BARYPHONIA, *Baryglossia*, *Barylalia*, *Loquela impedita*, from *βᾶρος*, 'heavy,' and *φωνή*, 'voice.' Difficulty of voice or speech.

BARYPICRON, *Artemisia abrotanum*.

BARYSOMATIA, Polysarcia adiposa.

BARYSOMATICA, Polysarcia adiposa.

BARYTA, from *βᾶρος*, 'heavy,' *Terra ponderosa*, *Barytes*, *Protaxide of Barium*, *Heavy Earth*, *Ponderous Earth*, (F.) *Baryte*, *Barite*, *Terre pesante*. This earth and its soluble salts are all highly corrosive poisons. It is never employed in medicine in the pure state. When externally applied, it is caustic, like potassa and soda.

BARYTA, CARBONATE OF, *Baryta Carbonas*, (F.) *Carbonate de Baryte*, is only used officinally to obtain the muriate.

BARYTA, HYDRIODATE OF, *Baryta Hydriodas*, *Baryta Hydriodica*, *Hydras Baryi Iodati*, (in the dry state,—*Iodide of Barium*, *Barii Iodidum*, *B. Iodatum*,) has been given in scrofulous and similar morbid conditions. It may be administered internally in the dose of one-eighth of a grain three or four times a day, and be applied externally to scrofulous swellings, in the form of ointment, (gr. iv. to ʒj of lard.)

BARYTA HYDRIODICA, Baryta, hydriodate of.

BARYTA, MURIATE OF HYDROCHLORATE OF, *Baryta murias*, *Chloride of Barium*, *Barii Chloridum* (Ph. U. S.) *Chloruret of Barium*, *Terra ponderosa salita seu muriatas*, *Sal muriaticum baroticum*, *Baro'tes salit'us*, (F.) *Chlorure de barium*, is the combination chiefly used. The Muriate of Baryta may be formed as follows: *Baryt. Carbon.*, in fragments, ℞j. *Acid. Muriat. f. ʒxij. Aquæ, Oij.* Mix the acid with the water, and gradually add the Carbonate of Baryta. Toward the close of the effervescence, apply a gentle heat, and, when the action has ceased, filter the liquor, and boil it down so that crystals may form as it cools. Ph. U. S.

It is given in the form of the *Solutio Muriatis Baryte*, *Liquor Barii Chloridi*, *Aqua barytæ muriatas*, (F.) *Solution de Muriate de Baryte*, (*Muriate of Baryta*, one part; *distilled water*, three parts,) and is employed in scrofulous cases, worms, and cutaneous diseases. Externally, to fungous ulcers and to specks on the cornea.

BARYTE CARBONAS, Baryta (Carbonate)—b. Hydriodas, Baryta, hydriodate of—b. Murias, Baryta, muriate of.

BARYTE, Baryta—b. *Carbonate de*, Baryta, Carbonate of.

BARYTHMIA, Melancholy.

BARYUM, see Barium.

BAS-FOND, see Urinary Bladder.

BAS-LASSE, Stocking, laced.

BAS VENTRE, Abdomen.

BASAAL. The name of an Indian tree, the decoction of whose leaves, in water, with ginger, is used as a gargle in diseases of the fauces. The kernels of the fruit are vermifuge.

BASANASTRA'GALA, from *βασανος*, 'tor-ture,' and *αστραγαλος*, 'the astragalus.' Pain in the ankle joint; gout in the foot.

BASANIS'MOS, from *βασανισειν*, 'to explore.' 'A touch-stone.' Investigation or examination.—Hippocrates, Galen.

BASE, *Basis*, from *βασιω*, 'I proceed,' 'I rest,' 'I support myself.' That which serves as a foundation or support. That which enters, as a principal matter, into a mixture or combination. In anatomy, it is employed in the former sense, as *Base of the Cranium*, *Base of the Brain*—*Basis seu Pavimentum cerebri*; *Base of a Process*, &c., *Base of the heart*—*Basis vel cor'na cordis*. In the art of prescribing, *Basis* is the chief substance which enters into a compound formula.

BASEMENT MEMBRANE, see Membrane, basement.

BASIATIO, Coition.

BASIATOR, Orbicularis oris.

BASIL, *BUSH*, *Ocimum caryophyllatum*—b. Citron, *Ocimum basilicum*—b. Common, *Ocimum basilicum*—b. Small, *Ocimum caryophyllatum*—b. Wild, *Chenopodium vulgare*—b. Wild, *Cunila mariana*.

BASILAR, *Basilaris*, *Basilaris*, (F.) *Basilaire*. That which belongs to the base, from *βασις*, 'base.' This name has been given to several parts, which seem to serve as bases to others. The sacrum and sphenoid have been hence so called.

BASILAR ARTERY, *A. basilaris*, *A. cervicalis*, (F.) *Artere ou Tronc basilare*, *A. mesocephalique* (Ch.) The union of the two vertebral arteries. It ascends along the middle groove on the inferior surface of the tuber, and is supported, beneath, by the *Fossa basilaris*. It terminates in the posterior cerebral arteries.

BASILAR FOSSA, (F.) *Gouttiere ou Fosse basilare*, is the upper surface of the basilar process,—so called because it is channeled like a *Fossa* or *Gutter*. The *Tuber annulare* rests upon it.

BASILAR PROCESS, *Processus basilaris ossis occipitis*, *P. cuneiformis ossis occipitis*, (F.) *Apophyse Basilaire*, *Prolongement sous-occipital*, *Cuneiform Process*, is the bony projection, formed by the inferior angle of the os occipitis, which is articulated with the sphenoid.

BASILAR SINUS, *Sinus transversus*.

BASILAR SURFACE, (F.) *Surface Basilaire*, is the inferior surface of the process. It is covered by the mucous membrane of the pharynx.

BASILAR VERTEBRA. The last vertebra of the loins.

BASILIC, *Basilicus*, from *βασιλικος*, 'royal.' This name was given, by the ancients, to parts which they conceived to play an important rôle in the animal economy.

BASILIC VEIN, *Vena Basilica*, *V. Cubiti in-*

terior, (F.) *Veine Basilique*, *Veine cubitale cutanée* of Chaussier. This vein is one of those on which the operation of blood-letting is performed. It is situate at the internal part of the fold of the elbow, in front of the humeral artery, and is formed by the *anterior* and *posterior cubital veins*, and by the *median basilic*. It terminates, in the arm-pit, in the axillary vein. The ancients thought, that the basilic of the right arm had some connexion with the liver, and hence they called it *hepatic*. The vein of the left arm, for a similar reason, they called *splenic*. The *Median Basilic Vein*, (F.) *Veine médiane basilique*, is one of the branches of the preceding vein. It joins the median cephalic at an acute angle, or rather by a transverse branch, and receives some branches of the deep radial and cubital veins, and a considerable subcutaneous vein—the *common median*.

BASILIC COMMUN, *Ocymum basilicum*—*b. Sauvage*, *grand*, *Chenopodium vulgare*.

BASILICON, *Basilicum*. 'Royal,' or of great virtue. An ointment, composed of yellow wax, black pitch, and resin, of each one part, olive oil, four parts. Hence it was called *Unguentum Tetrapharmacium*, (τετραφαρμακον, 'four drugs.').—Celsus. Scribonius Largus.

BASILICON, *Basilicum*, of the Parisian Codex, is the *Onguent de Poix et de Cire*. In most Pharmacopœias, it is represented by the *Unguentum* or *Ceratum Resinæ*. It is used as a stimulating ointment. See *Ceratum Resinæ*, and *Unguentum Resinæ Nigræ*.

BASILICUM, *Basilicon*, *Ocymum Basilicum*—*b. Citratum*, *Ocymum basilicum*—*b. Majus*, *Ocymum basilicum*.

BASILISCUS, *Syphilis*.

BASIO-CERATO-CHONDRO-GLOSSUS, *Hyoglossus*.

BASIO-CERATO-GLOSSUS, from *βασις*, 'base,' *κερας*, 'cornu,' and *γλωσσα*, 'tongue.' A name given to a part of the hyoglossus, which is inserted into the cornu of the os hyoides and base of the tongue.

BASIOCESTRUM, from *βασις*, 'the base,' and *κεστρα*, 'a dart.' An instrument for opening the head of the fœtus in utero, invented by Mesler, a German.

BASIO-GLOSSUS, *Hypseloglossus*, *Hyobastoglossus*, *Ypseloglossus*, from *βασις*, 'base,' and *γλωσσα*, 'the tongue.' A name formerly given to the portion of the hyoglossus which is inserted into the base of the os hyoides.—Riolan, Thomas Bartholine. See *Lingual Muscle*.

BASIO PHARYNGÆUS, from *βασις*, 'base,' and *φαρυγξ*, 'the pharynx.' A name given to some fibres of the constrictor pharyngis medius.—Winslow.

BASIS, See *Prescription*—*b. Cerebri*, *Base of the Brain*—*b. Cordis*, *Radix cordis*—*b. Corporis*, *Sole*.

BASSI-COLICA. Name of a medicine composed of aromatics and honey.—Scribonius Largus.

BASSIN, *Pelvis*—*b. Oculaire*, *Scaphium oculare*.

BASSINER, to foment.

BASSINET, *Pelvis of the kidney*, *Ranunculus bulbosus*.

BASSWOOD, *Tilia*.

BATA, *Musa Paradisiaca*.

BATABAS, *Solanum tuberosum*.

BATA'TAS. The inhabitants of Peru gave this appellation to several tuberous roots, especially to the *Convolvulus Batatas*, or *Sweet Potato*, (q. v.) Our word, *Potato*, comes from this.

BATEMAN'S PECTORAL DROPS, see *Pectoral Drops*, *Bateman's*.

BATERION, *Bathron*.

BATES'S ANODYNE BALSAM, *Linimentum saponis et opii*.

BATH, Anglo-Saxon, *bað*, *Balneum*, *Balaneum*, *Balineum*, *Loutron*, (F.) *Bain*. Immersion, or stay, for a longer or shorter duration, of the whole or a part of the body, in some medium, as water. Act of plunging into a liquid, sand, or other substance, in which it is the custom to bathe. Also, the vessel in which the water is put for bathing. Also, a public or private establishment for bathing.

In *Pharmacy*, a vessel, placed over a fire, and filled with any substance, into which another vessel is placed, containing matters for digestion, evaporation, or distillation.

BATH, ACID, *Bal'neum ac'idum* (*Acid. muriat.* ℞ij: *Aquæ*, cong. lxxvi. One half, one third, or one fourth the quantity of acid is more frequently employed.)

BATH, AIR, HOT, see *Bath, hot*—*b. Air, warm*, see *Bath, hot*.

BATH, ALKALINE, *Bal'neum alkali'num*. This may be made of half a pound or a pound of *pearlash* or of *carbonate of soda*, to sixty-six gallons of water.

BATH, ANIMAL, *Bal'neum Animal'e*, consists in wrapping an animal recently killed, or its skin, around the body, or some part of it.

BATH, ANTIPSOR'IC, *Bal'neum antipso'ricum*. Recommended in cases of itch and other cutaneous diseases. (*Potass. sulphuret.* ℞iv. *Aquæ*, cong. lx.)

BATH, ANTISYPHILIT'IC, *Bal'neum antisyphilit'icum*, *Mercur'ial bath*. Made by dissolving from two drachms to an ounce of the corrosive chloride of mercury in sixty gallons of water.

BATH, COLD, see *Bath, hot*—*b. Cool*, see *Bath, hot*.

BATH, DRY, is one made of ashes, salt, sand, &c. The ancients used these frequently for therapeutical purposes.

BATH, EARTH, Atenatio.

BATH, ELECT'RIC, (F.) *Bain électrique*, consists in placing the person upon an insulated stool, communicating, by a metallic wire, with the principal conductor of the electrical machine in action. The Electric Bath produces general excitement of all the functions, and especially of the circulation and secretions.—See *Electricity*.

BATH, FOOT, *Pedilu'vium*, (F.) *Bain de Pied*, a bath for the feet.

BATH, GELAT'INOUS, *Bal'neum gelatino'sum*. Made by dissolving two pounds of *gelatin* in a gallon of water.

BATH, GENERAL, (F.) *Bain Entier*, is one, in which the whole body is plunged, except the head; in contradistinction to the *partial bath*, *Merobalaneum*, *Merobal'neum*.

BATH, HALF, *Semio'vium*, (q. v.) *Eccathisma*, (q. v.) *Inces'sio*, *Inces'sus*, is one adapted for half the body. One, for receiving only the hips or extremities, is also so called.

BATH, HAND, *Manulu'vium*, (F.) *Bain de Main* or *Manuluve*, is a bath for the hands.

BATH, HEAD, *Capitulum* (F.) *Bain de Tête* ou *Capitule*, a bath for the head.

BATH, HIP, *Coxalium*, (F.) *Bain de Fautueil*, *Bain de Siège*, is one in which the lower part of the trunk and upper part of the thighs are immersed.

BATH, HOT, *Balneum Calidum*, *Zestolusis*, (F.) *Bain chaud*, is a bath, the temperature of which is 98° and upwards; the WARM BATH, from 92° to 98°; the TEPID BATH, (F.) *Bain Tiède*, *Balneum tepidum*, from 85° to 92°; the TEMPERATE BATH, (F.) *Bain Tempéré*, from 75° to 85°; the COOL BATH, (F.) *Bain frais*, from 60° to 75°; the COLD BATH, *Balneum frigidum*, *Frigidarium*, (F.) *Bain froid*, *Bain très froid*, (of some), from 30° to 60°; and the VAPOUR BATH, *Balneum vaporis*, (F.) *Bain de Vapeur*, *Étuve Humide*, from 100° to 130°, and upwards. See Vaporarium. A WARM AIR BATH, or HOT AIR BATH, consists of air the temperature of which is raised:

BATH, MEDICATED, *Balneum Medicatum*, (F.) *Bain médicinal*, is a bath, formed of decoctions or infusions of vegetable substances, or of any ingredient, introduced into the water for therapeutical purposes.

BATH, MERCURIAL, Bath, antisyphilitic—b. Nitro-muriatic acid, Scott's acid bath.

BATH, SAND, *Balneum Arenæ*, (F.) *Bain de Sable*, consists of a vessel filled with sand, and placed over the fire. Into this vessel, the one is put which contains the substance to be evaporated. See Psammismus.

BATH, SEA WATER, *Balneum Mariæ*, (F.) *Bain Marie*, consists of a vessel filled with boiling sea water, or salt water, in which the vessel is placed, that contains the substance to be evaporated. *Bain Marie*, is, however, at the present day employed for any form of water bath.

BATH, SHOWER, *Impluvium*, is one in which the water is made to fall like a shower on the body. See Douche.

BATH, STEAM, may be formed by introducing steam into a properly closed vessel in place of water, as in the water bath.

BATH, TEMPERATE, see Bath, hot—b. Tepid, see Bath, hot—b. Vapour, see Bath, hot, and Vaporarium—b. Warm, see Bath, hot.

Bathing is much employed in the treatment of disease. The cold bath, especially the cold sea bath, is a sedative and indirect tonic: the warm bath is a relaxant; and the hot bath a stimulant.

The regular use of the bath is extremely conducive to health; but if too much indulged in, it is apt to produce injurious effects.

BATH, MINERAL WATERS OF, *Aqua Bathonica* vel *Bad'izæ*, *Aqua Solis*, *Aqua Bad'ignæ*. Celebrated thermal springs at Bath, in England. They contain but little impregnation, and are chiefly indebted to their temperature, from 112° to 117° Fahrenheit, for their utility. The main ingredients are sulphate of lime, chloride of sodium, sulphate of soda, carbonate of lime, protoxide of iron, free carbonic acid and azote.

These waters are employed in the most heterogeneous cases; and are serviceable where the simple thermal springs are indicated, as in rheumatism, paralysis, &c.

BA'THER, Same etymon; *Balnea'rius*, *Balinea'tor*, *Balnea'tor*, (F.) *Baigneur*. One who bathes. Anciently, the name was given to those that administered baths to the diseased,—the *Éruvistes* of the French.

BATHMIS, *Bathmus*, 'base, support.' The cavity of a bone, which receives the eminence of another; and especially the two *Fossettes* at the inferior extremity of the humerus into which the processes of the ulna are received, during the flexion and extension of the forearm.

BATHRON, *Bathrum Hippocratis*, *Scammum Hippocratis* (q. v.) *Bat'rión*, 'a step, a ladder.' (F.) *Banc d'Hippocrate*. An instrument, used for the extension of a limb, in cases of fracture or luxation. The description of it is found in Galen, Oribasius, and Scultetus, with a figure.

BATHRUM HIPPOCRATIS, Bathron.

BATIA, Retort.

BATISSE, MINERAL WATERS OF. Batisse is three leagues from Clermont in France. The water is tepid, and contains subcarbonate and sulphate of soda, sulphates of lime and iron, muriate of magnesia, and carbonate of lime.

BATOS, *Rubus Idæus*.

BATRACHUS, *Ranula*.

BATTALISMUS, *Battaris'mus*, from *βατταλίζω*, 'to stammer.' *Balbuties* (q. v.) Stammering with incapacity to pronounce the R.

BATT'ALUS, *Battarus*, same etymon. A stammerer, a stutterm.

BATTARISMUS, *Battalismus*.

BATTARUS, *Battalus*.

BATTATA VIRGINIANA, *Solanum tuberosum*.

BATTEMENS DOUBLES, see *Bruit du Cœur fœtal*.

BATEMENT, Pulsation.

BAUDRICOURT, MINERAL WATERS OF. Baudricourt is a town of France, two leagues and a half from Mirecourt. The waters are sulphureous.

BAUDRUCHES, Condom.

BAUHIN, VALVE OF, *Valve of TULPIUS*, *V. of FALLOPIUS*, *V. of VAROLIUS*, *Il'eo-cæcal Valve*, *Ileo-colic Valve*, *Val'vula Ileï*, *Val'vula Coli*, *V. Cæci*, *Operculum Ileï*; *Sphincter Ileï*. This name is given to the valve situated transversely at the place where the ileum opens into the cæcum, and which Bauhin says he discovered at Paris, in 1759. It had, however, been previously described by several anatomists; as by Vidus Vidius, Postius, &c.

BAUME, Balsam—b. *d'Acier*, Balsam, chalybeate—b. *Aromatique*, Balsam, aromatic—b. *d'Aiguilles*, Balsam, chalybeate—b. *Apoplectique*, Balsam, apoplectic—b. *d'Arcæus*, *Arcæus*, balsam of; see, also, Balsam of *Arcæus*—b. *d'Arcæus*, Unguentum elemi compositum—b. *Benjoin*, Benjamin—b. *Blanc*, see *Amyris Opobalsamum*—b. *du Brésil*, *Copaiba*—b. *de Canada*, see *Pinus balsamea*—b. *de Cannelle*, *Laurus cinnamomum*—b. *de Carpathie*, Balsam of *Carpathia*—b. *de Carthagène*, see *Toluifera balsamum*—b. *de Constantinople blanc*, see *Amyris opobalsamum*—b. *de Copahu*, *Copaiba*—b. *Cordiale de Sennerte*, Balsam, cordial, of *Sennertus*—b. *d'Eau à feuilles ridées*, *Mentha crispata*—b. *de Feuillet*, Balsam, green, of *Metz*—b. *de Fioraventi spiritueuse*, Balsam, spiritu-

ous, of Fioraventi—*b. de Fourcroy ou de Laborde*, Balsam of Fourcroy or Laborde—*b. de Galaad*, see *Amyris opobalsamum*—*b. de Geneviève*, Balsam of Geneviève—*b. Grand*, Tanaecium balsamita—*b. du Grand Caire*, see *Amyris opobalsamum*—*b. Hypnotique*, Balsam, hypnotic—*b. Hystérique*, Balsam, hysteric—*b. des Jardins*, *Mentha viridis*—*b. de Lucatel*, Balsam, Lucatelli's—*b. Nervin*, Balsam, nervous—*b. de Perou*, see *Myxoxylon Peruiserum*—*b. du Samaritain*, Balsam of the Samaritan—*b. Saxon*, Balsam, Saxon—*b. de Soufre*, Balsam of sulfur—*b. de Sympathie*, Balsam of sympathy—*b. Tranquille*, Balsam, tranquil—*b. de Tolu*, see *Toluifera balsamum*—*b. de Vanille*, Vanilla—*b. Vert*, see *Fagara octandra*—*b. Vert de Metz*, Balsam, green, of Metz—*b. de Vie d'Hoffmann*, Balsam of Life, of Hoffmann—*b. de Vie de Lelièvre*, Tinctura aloes composita—*b. Vrai*, see *Amyris opobalsamum*—*b. Vulnenaire de Minderer*, Balsam, vulnerary, of Mindererus.

BAURAC, (*Arab.*) Nitre, or salt in general. From this word comes Borax.

BAURIN, MINERAL WATERS OF. Baurin is a village four leagues from Roye, department of Somme. The waters are strongly chalybeate.

BAVE, (*F.*) *Sali'va ex ore fluens*, *Spuma*, *Humor Sali'vus*. Frothy, thick, viscid saliva, issuing from the mouth. This *driveling*, or *slavering*, (q. v.) we see in children, old people, &c. The term is, also, applied to the frothy liquid, which flows from the mouth of rabid animals. Sauvages uses it synonymously with salivation.

BAY, CASTOR, *Magnolia glauca*—*b. Rose*, *Rhododendron chrysanthemum*—*b. Sweet*, *Laurus*—*b. White*, *Magnolia glauca* and *M. macrophylla*.

BDALSIS, Sucking.

BDELLA, Hirudo.

BDELLIUM, *Myrrha imperfecta*, *Bolchon*, *Madeleon*, *Balchus*. A gum-resin, brought from the Levant and India, and supposed to be obtained from a species of *Amyris*, little known. It is solid, brittle, of a deep brown colour, of an acrid and bitter taste, and sweet odour. It was much vaunted by the ancients, but is now little employed. Two different gum-resins have been in the shops distinguished by the names *Indian* and *African bdellium*. Dr. Royle was informed that the former was obtained from *Amyris Commiphora*, growing in India and Madagascar. The latter is said to be from *Heudelotia Africana*, which grows in Senegal.

BDELLOMETER, from $\beta\delta\epsilon\lambda\lambda\alpha$, 'a leech,' and $\mu\epsilon\tau\rho\sigma$, 'measure.' An instrument, proposed as a substitute for the leech; inasmuch as we can tell the quantity of blood obtained by it, whilst we cannot by the leech. It consists of a cupping-glass, to which a scarificator and exhausting syringe are attached.

BDELLUS, Fart.

BDELYGMIA, Fart.

BDELYGMUS, Fart.

BDESMA, Flatulence.

BDOLUS, Fart.

BEAD TREE, *Melia Azedarach*.

BEAN, CARTHAGENA, *Habilla de Carthgena*—*b. Egyptian*, *Nymphæa nelumbo*—*b. French*, *Phaseolus vulgaris*—*b. Garden*, common, *Vicia faba*—*b. Kidney*, *Phaseolus vulga-*

ris—*b. Malacca*, *Avicennia tomentosa*—*b. Pontic*, *Nymphæa nelumbo*—*b. Red*, *Abrus precatorius*—*b. Sacred*, *Nelumbium luteum*—*b. St. Ignatius's*, *Ignatia amara*—*b. Trefail tree*, see *Cytisine*.

BEAN TREE, WHITE, *Cratægus aria*.

BEARBERRY, *Arbutus uva ursi*.

BEARD, *Barba*, *Pogon*, *Genéion*, *Barbivum*, (*F.*) *Barbo*. The hair which covers a part of the cheeks, the lips, and chin of the male sex, at the age of puberty.

BEAR'S BREECH, *Acanthus mollis*—*b. Foot*, *Helleborus foetidus*—*b. Fright*, *Heptallon graveolens*—*b. Whortleberry*, *Arbutus uva ursi*.

BEARWEED, *Veratrum viride*.

BEASTINGS, Colostrum.

BEATING OF THE HEART, see Heart.

BEAUGENCY, MINERAL WATERS OF. Beaugency is a quarter of a league from Orleans. The waters contain subcarbonate of soda, iron, magnesia, and lime. They are tonic and aperient.

BEAUMONT ROOT, *Gillenia trifoliata*.

BEAUVAIS, MINERAL WATERS OF. These waters are chalybeate. Beauvais is in *Picardie*.

BEAVER, Castor fiber—*b. Wood*, *Magnolia glauca*—*b. Tree*, *Magnolia macrophylla*.

BEBERIA, see Bebeeru.

BEBERINE, see Bebeeru.

BEBEERU, *Sipeeri*. A tree of British Guiana, which yields two alkalies—*Beberin*, *Beberina*, *Bebesria*, and *Sipeerine*; and in its properties resembles the Cinchona. It has been referred to *Noctandra Rodiei*. The timber of the tree is known to ship builders by the name *greenheart*. The *Sulphate of Beberin* has been employed in intermittents.

BEC, (*F.*) *Rostrum*, (q. v.) *Beak*. This name has been applied to various parts.

BEC CORACOIDIEN, (*F.*) *Cor'acoid beak*, is the end of the coracoid process. *Bec de la plume à écrire*, (*F.*) *Beak of the Calamus Scrip'torius*, is a small cavity at the superior part of the medulla oblongata, which forms part of the 4th ventricle.

BEC DE CUILLER, *Ham'ulus*. An instrument used for the extraction of balls. It consists of an iron rod, 7 or 8 inches long, having at one extremity a small cavity, into which the ball is received to be drawn outwards. See *Cochleariformis*.

BEC DE GRUE MUSQUÉ, *Geranium Moschatum*—*b. de Grue Robertin*, *Geranium Robertianum*—*b. de Lièvre*, *Harelip*.

BEÇ (LE), MINERAL WATERS OF. Beç is six leagues from Rouen in Normandy. The water is strongly chalybeate.

BECCABUNGA, *Veronica Beccabunga*.

BECHÆSTHE'SIS, from $\beta\eta\zeta$, 'cough,' and $\alpha\iota\sigma\theta\eta\sigma$, 'sensation.' The excitement or desire to cough.

BECHIA, Tussis.

BECHIAS, Tussis.

BE'CHIC, *Be'chica*, *Becha*, *Be'chica*, *Be'chita*, from $\beta\eta\zeta$, 'cough,' (*F.*) *Bechique*. Medicines adapted for allaying cough.

BECHITA, Bechic.

BECHIUM, Tussilago.

BECHORTHOPNŒA, Pertussis.

BECUIBA, Ibicuiba.

BED'EGAR, *Bedeguar*, *Bedeguard*; *Spon'*

gia Cynosbati, Fungus Rosa'rum, F. Cynosbati, (F.) Pomme mousseuse, Éponge d'églantier. An excrescence, which makes its appearance on different species of wild roses, and which is produced by the puncture of a small insect,—the *Cynips Rosa*. It was formerly employed as a lithontriptic and vermifuge, but is not now used. It was slightly astringent.

BEDFORD, MINERAL WATERS OF. Bedford is a village, situate on the great Western Turnpike road from Philadelphia to Pittsburgh, a few miles east of the chief elevation of the Alleghany mountains. There are various springs, saline, chalybeate and sulphureous.—The most celebrated contains carbonic acid, sulphate of magnesia, chlorides of sodium and calcium, and carbonate of iron.

BEDSTRAW, Galium verum—b. Ladies, greater, Galium mollugo, Galium verum.

BEE, Sax. beo. Apts, Melis'sa, Melitta, (F.) Abeille. This insect was formerly exhibited, when dried and powdered, as a diuretic.

BEEBREAD, Propolis.

BEECH, Fagus sylvatica—b. Drop, Orobanche Virginiana—b. Albany, Pterospora Andromedea—b. Mast, see *Fagus sylvatica*.

BEER, Cerevisia—b. Pipsissewa, see *Pyrola umbellata*.

BEE, Beta.

BÉGALEMENT, Balbuties.

BEGMA, βηγμα, according to some *Bregma, βρηγμα,* from *βρωσιν* or *βρησιν,* 'to expectorate after coughing.' Coughing; also, the sputum or expectorated matter.—Hippocrates.

BEGONIA. The *Begonia grandiflora* and *B. tomento'sa* have astringent roots, which are used in Peru in cases of hemorrhage, scurvy, low fevers, &c.

BÈGUE, Balbus.

BEHEN ABIAD, Centaurea behen—b. Album, Centaurea behen—b. Officinatum, Cucubalus behen—b. Rouge, Stactice limonium.

BEHMEN ACKMAR, Stactice limonium.

BEIAHALALEN, Sempervivum tectorum.

BEIDELAR, Asclepias procera.

BEJUO, Habilla de Carthagea.

BELA-AYE or BE-LAHE. A tonic and astringent bark of a Madagascar tree. Du-petit-Thouars and Sonnerat think it may be substituted for the Simarouba.

BELADAMBOC. A species of convolvulus of the Malabar coast, which contains an acrid milky juice. From this a liniment is formed with oil and ginger, which is used against the bites of rabid animals.

BE-LAHE, Bela-aye.

BELA-MODAGAM. A kind of *Scævola* of the Malabar coast, the leaves of which are considered diuretic and emmenagogue.

BELANDRE, (F.) A litter, surrounded with curtains, in which patients are sometimes carried to hospitals.

BELCHING, Eructation.

BELEMNOID, Belenoid.

BELEMNOIDES PROCESSUS, Styloid processes.

BEL'ENOID, BEL'ONOID, BEL'EMNOID or BEL'OID, Belenoi'des or Belemnoi'des Processes, from *βελος,* 'an arrow,' and *ειδος,* 'shape.' This name has been given to the styloid processes in general—*Processus belenoi'des.*

BELESON, Balsam, Mussænda frondosa.

BELILLA, Mussænda frondosa.

BELINUM, Apium Graveolens.

BELI OCLUS, Belloculus.

BELL, CANTERBURY, Campanula trachelium.

BELLADONNA, in the Pharmacopœia of the United States, is the official name of the leaves of Atropa Belladonna, (q. v.)

BELLE DAME, Atropa belladonna.

BELLEGU, Myrobalanus.

BELLEREGI, Myrobalanus.

BELLESME, MINERAL WATERS OF. Bellesme is about three leagues from Montagne in France. The waters are chalybeate.

BELLEY, MINERAL WATERS OF. The waters at Belley, department of Ain, in France, are saline aperients.

BELLIDOIDES, Chrysanthemum leucanthemum.

BELLIS, Bellus ('pretty,') B. perennis, B. minor, Bruisewort, Common Daisy, (F.) Paquerette vivace, petite Marguerite. The leaves and flowers are rather acid. They were, at one time, considered to cure different species of wounds. It is called also *Symphytum minimum.*

BELLIS MAJOR, Chrysanthemum leucanthemum.

BELL METAL, Cal'coos, (F.) Airain, Métal des cloches. An alloy of copper, zinc, tin, and a small quantity of antimony, used for making bells. The mortars of the apothecary are often formed of this material. They require to be kept clean, to avoid the formation of verdigris.

BELLOC'ULUS, Beli Oculus. A kind of gem, which the Assyrians considered efficacious in the cure of many diseases. They imagined that the figure of an eye could be seen in it, and hence its name, *Bel's Eye.*

BELLON, Colic, metallic.

BELLOTAS, see Ilex major.

BELLOWS' SOUND, Bruit de soufflet—b. Encephalic, see *Bruit de soufflet*—b. Placental, *Bruit placentaire.*

BELLUS, Bellis.

BELLY-ACHE, Colica—b. Dry, Colic, metallic—b. Root, Angelica lucida.

BELLY-BAND, Belt, Russian.

BELMUSCHUS, Hibiscus abelmoschus.

BELNILEG, Myrobalanus.

BELOID, Belenoid.

BELOIDES PROCESSUS, Styloid processes.

BELONE, Needle.

BELONODES, Styloid.

BELONOID, Belenoid.

BEL'S EYE, Belloculus.

BELT, RUSSIAN, Ventrail, vulgarly, Belly-band, Abdominal supporter. A broad bandage applied to the abdomen, so as to support, and make methodical pressure upon it.

BELUL' CUM, from βελος, 'a dart,' and ελαω, 'I draw out.' An instrument used for extracting darts or arrows. Many instruments of this kind have been noticed by surgeons.—Ambrose Paré, Fabricius ab Acquapendente.

BELZOE, Benjamin.

BELZOIM, Benjamin.

BELZOINUM, Benjamin.

BEN, Guilandina moringa—b. of Judæa, Benjamin—b. Nut, Guilandina moringa.

BENATH, Pustule.

BENEDICTUM LAXATIVUM, Confectio sennæ.

BÉNÉFICE DE LA NATURE, Beneficium naturæ—*b. de Ventre*, see Beneficium naturæ.

BENEFIC^{UM} NATURÆ, (F.) *Bénéfice de la nature*. This term is used by the French pathologists, for cases, in which diseases have got well without medical treatment. With them, *Bénéfice de nature*, or *B. de ventre*, is synonymous also with *Alvi Profluivium*;—a spontaneous diarrhœa, often acting favourably either in the prevention or cure of disease.

BENEL, Croton racemosus.

BENEOLENS, from *bene*, 'well,' and *olere*, 'to smell.' *Euoïdes*, *Suaveolens*. A sweet-scented medicine, as gums, &c.

BENG, Banguë.

BENGALE INDORUM, Cassumuniar.

BENGAL ROOT, Cassumuniar.

BENGI, Hyoscymus.

BENIGN', *Benignus*, *Euethes*, (F.) *Bénin*, *Bénigne*. Diseases of a mild character are so called: as well as medicines whose action is not violent, as a *Benign Fever*, *Febris benigna impu'tris*, &c.

BENIN, Benign.

BENJAMIN, *Benzoïn*, *Benzoïnium*, (Ph. U. S.) *Benzoïnium verum*, *Benzoïnium*, *Assa odorata*, *Benjui*, *Benjuin*, *Assa dulcis*, *Benjaoy*, *Benjoïnium*, *Belzot*, *Belzoim*, *Benzoë*, *Styracis Benzoïni Balsamum*, *Liquor Cyreniacus*, *Croton Benzoë*, *Ben of Judæa*, *Acor Benzoïnus*, *Sal Ac'idum seu essentialè seu volat'ilè Benzoës*, (F.) *Benjoïn*, *Baume Benjoïn*, *Assa douz*. A resinous, dry, brittle substance, obtained from *Styrac Benzoïn*, *Arbor Beniivi*, of Sumatra. The odour is extremely fragrant, and taste slightly aromatic. It is principally used for the preparation of the acid which it contains. It is also employed in some vulnerary tinctures, and as an expectorant. Benzoic Acid, *Ac'idum Benzoïcum*, is obtained from it by sublimation. The purest Benjamin is in amygdaloid masses: hence called (F.) *Benjoïn amygdaloïde*.

BENJAMIN, FLOWERS OF, *Benzoïc Acid*, *Ac'idum Benzoïcum*, *Flores Benzoës*, *Flores Benzoïni*, *Ac'idum Benzoïcum per sublimatio'nem*, (F.) *Acide Benzoïque*. This acid exists in all the balsams, but chiefly in Benzoïn, from which it is obtained by sublimation. It is in vanilla, canella, the urine of infants, and of herbivorous animals. Its odour is aromatic and fragrant; taste hot, slightly acidulous, and agreeable. The crystals consist of white, satiny flakes, slightly ductile. It is probably stimulant; and has been used, as such, in chronic catarrh; but it has little efficacy.

BENJA OY, Benjamin.

BENJOINUM, Benjamin.

BENJUI, Benjamin.

BEN MOENJA. A Malabar tree. An alexipharmic decoction is made of its roots, in the country, which is much praised in cases of malignant fever. Its bark, boiled with *Calamus aromaticus* and salt, forms a decoction used in bites of poisonous serpents.

BENNE, Sesamum orientale.

BENNET, HERB, Geum urbanum and G. Virginianum.

BENOÏTE, Geum urbanum—*b. Aquatique*, Geum rivale—*b. des Ruisseaux*, Geum rivale—*b. de Virginie*, Geum Virginianum.

BENZOË, Benjamin.

BENZOENIL, Vanilla.

BENZOÏN, Benjamin—*b. Odoriferum*, Laurus Benzoin.

BERBERINE, see Oxycantha Galeni.

BERBERIS, Oxycantha Galeni—*b. Canadensis*, see Oxycantha Galeni.

BERCE, Heracleum spondylium.

BERENDAROC, Ocyum basilicum.

BERENICE, Succinum.

BERENICIUM, Potassæ nitras.

BERENISECUM, Artemisia vulgaris.

BERGAMOTE, *Bergamot'ta*, (F.) *Bergamotte*. A small orange, of a very agreeable taste; and peculiar odour. From its bark an oil, *Oleum Bergamii*, (Ph. U. S.) is obtained, which is much employed as a perfume, and sometimes in medicine.

BERTBERI, *Beriberia*, *Synclonus Beriberia*, *Indosynclonus*, *Paralysis Ber'tberi*, from *beri* in the Singhalese language, which signifies 'weakness;' therefore, *beriberi*, 'great weakness.' This word is also said to be Hindustanee, and to mean a *sheep*.—Bontius. Beriberi is an Indian disease, little known in Europe. It consists in debility and tremors of the limbs,—sometimes, indeed, of the whole body; with painful numbness of the affected parts, &c.:—the patient walking doubled; and imitating the movements of sheep! Some authors have esteemed it rheumatic; others, paralytic; others, to be a kind of chorea. It is, almost always, incurable; is rarely fatal; and is treated by exercise, stimulant frictions, sudorifics, &c. It is sometimes called *Bar'biers*, but this would seem to be a different disease.

BERICOCCE, Prunus armeniaca.

BERLE NODIFLORE, Sium.

BERLUE, Metamorphopsia.

BERMUDAS, CLIMATE OF. Pulmonary invalids are occasionally sent to Bermuda, but the principal objection to a winter residence there, is the prevalence of strong winds; especially of the dry, sharp, and cold north-west winds, during the winter and spring. Still, it affords a good winter retreat for the phthical, from any part of the United States, provided due care be selected in choosing a suitable locality. The neighbourhood of Hamilton has been strongly recommended with this view.

BERNARD THE HERMIT, Cancellus.

BERRIES, INDIAN, see Menispermum cocculus—*b. Turkey*, yellow, see Piper cubeba.

BERS. A sort of electuary, composed of pepper, seed of the white hyoscymus, opium, euphorbium, saffron, &c. The Egyptians used it as an excitant.—Prospero Alpini.

BERU, MINERAL WATERS OF. Beru is in Champagne, France. The waters are slightly chalybeate.

BESASA, Ruta.

BESICLES, Spectacles.

BESOIN, Want—*b. de Respirer*, see Want—*b. de la Vie*, Necessary of life.

BESSANEM. A word used by Avicenna, for redness of the skin, limbs, and face, produced by the action of cold.

BESSON,

BESSONNE, } See Gemellus.

BETA. The *Beet*, *Sic'ula*, (F.) *Bette*, *Beterave*. Family, Chenopodææ. *Sex. Syst.* Pentandria Digynia. A genus of plants, of which the following are the chief varieties.

BETA HYBRIDA, *Root of Scarcity*. Root red, outside; white, within. Very nutritive; yields sugar.

BETA VULGARIS ALBA, *White Beet*. The root yields sugar, and the leaves are eaten as a substitute for spinach.

BETA VULGARIS RUBRA, *Red Beet*. Root red and nutritive; yields a small quantity of sugar.

BETEL, *Piper Betel*. A species of pepper, cultivated in several parts of India. The Indians are in the habit of chewing the leaves with lime and areca; and they give the name *Betel* to this preparation. It is used in all the equatorial countries of Asia. Betel is said to be tonic and astringent. It is also called *Bette*, *Bètre*, *Bette*. See *Areca*.

BETHROOT, *Trillium latifolium*—b. Broad-leaf, *Trillium latifolium*.

BÊTISE, Dementia.

BÊTOINE, *Betonica officinalis*—b. *des Montagnes*, *Arnica montana*—b. *des Savoyards*, *Arnica montana*.

BÊTON, *Colostrum*.

BETONICA AQUATICA, *Scrophularia aquatica*.

BETONICA OFFICINALIS, *Cestron*, *Betonica purpurea*, *Vetonica Cordi*, &c., *Betony*, *Wood Betony*, *Psychotrophum*, *Veronica purpurea*, (F.) *Bétoine*, *Family*, *Labiata*. *Sex. Syst.* *Didynamia Gymnospermia*. Betony was in much esteem amongst the ancients, who employed the flowers and leaves, in decoction, in gout, sciatica, cephalalgia, &c. It was so called, according to Pliny, from being in great repute among the Vettones, or Bettones, an ancient people of Spain. Antonius Musa is said to have written a volume in praise of it; recommending it in no less than 47 different diseases. It has, however, little or no virtue. The leaves are said to be aperient, and the root emetic.

BETONICA PAULI, *Veronica*.

BETONY, *Betonica officinalis*—b. Paul's, *Lycopus Virginicus*—b. Water, *Scrophularia aquatica*—b. Wood, *Betonica officinalis*.

BÊTRE, *Betel*.

BETTE, *Beta*.

BETTERAVE, *Beta*.

BETULA ALBA. The *Birch*, (F.) *Bou-leau commun*. The young leaves are slightly odorous, astringent, and bitter. They are applied to wounds and ulcers. They have been regarded as antiscorbutic and anthelmintic. The tree furnishes a saccharine juice, which is considered antiscorbutic and diuretic.

BETULA LENTA, *Sweet Birch*, *Black Birch*, *Cherry Birch*, *Mountain Mahogany*, is an American species, the bark and leaves of which have the smell and taste of *Gaultheria procumbens*. An infusion is sometimes made of them, and used as an excitant and diaphoretic. The volatile oil is nearly if not wholly identical with that of *Gaultheria*.

BEURRE, *Butter*—b. *de Bambouc*, *Butter of bambouc*—b. *de Cacao*, *Butter of cacao*—b. *de Coco*, *Butter of cocoa*—b. *Végétale*, *Persea gatissima*.

BEUVRIGNY, MINERAL WATERS OF. Beuvrigny is in the vicinity of Bayeux in Normandy. The water is chalybeate.

BÊVUE, *Diplopia*.

BEX, *Tussis*—b. *Convulsiva*, *Pertussis*—b. *Humida*, *Expectoration*—b. *Theriodes*, *Pertussis*.

BEXIS, *Tussis*.

BEXUGO. Under this name, a purgative root was formerly introduced into Europe from Peru. It is supposed to have been the root of a *Hippocratea*.

BEZOAR, *Bez'aar*, *Bez'ehard*, *Pa'zahar*, from Persian *Pa*, 'against,' and *zahar*, 'poison.' *Lapis Bezoardicus*, *Calculus Bezoar*, *Enterolithus Bezoardus*, *Bezoard*. A calculous concretion, found in the stomach, intestines, and bladder of animals. Wonderful virtues were formerly attributed to these Bezoars. There were two great varieties: the *Bez'oar orientale*, *Animal Bezoardicum orientale*, formed in the fourth stomach of the gazelle of India (*Gazella Indica*, or rather *Antilope cervicapra*); and the *Bez'oar occidentale*, *Animal Bezoardicum occidentale*, found in the fourth stomach of the wild goat or chamois of Peru. These substances were esteemed to be powerful alexipharmics; but the former was the more valued. It was believed, that no poison, and no eruptive, pestilential, or putrid disease could resist its influence. As so many virtues were ascribed to it, other animal concretions were substituted for it; and factitious Bezoards were made of crab's eyes and claws, bruised and mixed with musk, ambergris, &c.

BEZOAR BOVINUM, (F.) *Bézoard de Bœuf*, *Bezoard of the beef*. A concretion formed in the fourth stomach of beeves; also, a biliary calculus found in the gall-bladder.

BEZOAR EQUINUM, *Bezoard of the horse*—b. *Hystericus*, *Bezoard of the Indian porcupine*.

BEZOARD OF CAYMAN. This was once much prized. It is now unknown.

BÊZOARD d'ALLEMAGNE, *Ægagrophila*.

BEZOARD OF THE CHAMOIS, *Horse*, *Bezoard equinum*, *Hippolithus*, &c., exhibits its origin in the name.

BEZOARD OF THE INDIAN PORCUPINE, *Bez'oar Hystericus*, *Lapis Porcus*, *Lapis Malucensis*, *Petro del Porco*, (F.) *Bézoard de Porc Epic*, was formerly the dearest of all the Bezoards, and was sold at an enormous price in Spain and Portugal.

BEZOARD MINERAL, *Antimonium diaphoreticum*—b. *Vegetable*, see *Calappite*.

BEZOARDIC, *Bezoardicus*, (F.) *Bézoardique*; concerning the bezoard. Bezoardic medicines are those supposed to possess the same properties with the bezoard; as antidotes, alexiteria, alexipharmics, cordials.

BEZOARDICA RADIX, *Dorstenia contrayerva*.

BEZOARDICUM SATURNI. A pharmaceutical preparation, regarded by the ancients as antihysteric. It was formed of protoxide of lead, butter of antimony, and nitric acid.

BEZOARDICUM HUMANUM. Urinary calculi were formerly employed under this name as powerful alexipharmics.

BEZOARDICUM JOVIALÈ. A sort of greenish powder, used as a diaphoretic, and formed of antimony, tin, mercury, and nitric acid.

BEZOARDICUM LUNARE. A medicine formerly regarded as a specific in epilepsy, convulsions, megrim, &c. It was prepared of nitrate of silver, and butter of antimony.

BEZOARDICUM MARTIALÈ. A tonic medicine, used by the ancients in diarrhoea. It was

prepared from the tritoxide of iron and butter of antimony.

BEZOARDICUM MERCURIALE. A medicine, formerly vaunted as an antisymphilitic, and prepared from the mild chloride of mercury, butter of antimony, and nitric acid.

BEZOARDICUM MINERALE; the deutoxide of antimony; so called, because its properties were supposed to resemble those of animal bezoard.

BEZOARDICUM SOLARE. A diaphoretic medicine, prepared of gold filings, nitric acid, and butter of antimony.

BEZOARDICUM VENERIS. A pharmaceutical preparation, formerly employed in lepra, diseases of the brain, &c.; and which was made from filings of copper, butter of antimony, and nitric acid.

BI, as a prefix to words, has the same signification as **DI**.

BIAIOTHANATI, Biothanati.

BIBITORIUS, Rectus internus oculi.

BIBLIORAPHY, MEDICAL, from βιβλος, 'a book,' and γραφω, 'I describe.' Skill in the knowledge of medical books. The most distinguished medical biographers have been: **J. A. VAN DER LINDEN,** Amstelod. 1662, 8vo. (L.) **M. LIPENIUS,** Francf. ad MGEN. 1679, fol. (L.) **G. A. MERCKLEIN,** Norimb. 1686, (L.) **J. J. MANGET,** Genev. 1695 to 1731, (L.) **TARIN** (anatomical), Paris, 1753, (F.) **A. VON HALLER,** Zurich, 1774, &c. (L.) **VIGILIUS VON CREUTZENFELD** (surgical), Vindob. 1781, (L.) **C. G. KUHN,** Lips. 1794, (L.) **C. L. SCHWEICKARD** (anat., phys., and legal medicine), Stuttgart, 1796 to 1800, (L.) **G. G. PLOUQUET,** Tubing. 1808 to 1814, (L.) **C. F. BURDACH,** Gotha, 1810 to 1821. (G.) **J. S. ERSCH,** (since 1750,) Leipz. 1822, (G.) **TH. CH. FR. ENSLIN,** (of Germany, since 1750,) Berlin, 1826, (G.) **J. B. MONTFALCON,** Paris, 1827, (F.) **J. FORBES,** M. D., F. R. S., London, 1835. **A. C. P. CALLESEN,** Copenhagen, 1845, (G.)

BICAUDALIS, Retrahens auris.

BICAUDATUS, *Caudatus*, 'double-tailed.' A monster having two tails.

BICEPHALIUM, *Dicephalium*. A hybrid word, from *bi* and κεφαλη, 'head.' Sauvages applies this epithet to a very large sarcoma on the head, which seems to form a double head.

BICEPHALUS, Dicephalus.

BICEPS, from *bis*, 'twice,' and *caput*, 'head.' That which has two heads. This name has been particularly given to two muscles; one belonging to the arm, the other to the thigh.

BICEPS EXTERNUS, MUSCULUS. The long portion of the *Triceps Brachialis*.—Douglas.

BICEPS FLEXOR CRURIS, Biceps Cruris, Biceps, (F.) *Biceps Crural, Biceps Femoris, Ischio-femorale peronier*.—(Ch.) A muscle on the posterior part of the thigh; one head arising from the tuberosity of the ischium, and the other from a great part of the linea aspera. It is inserted into the top of the fibula. It serves to bend the leg on the thigh.

BICEPS FLEXOR CUBITI, Biceps Brachii, Coraco-radialis, Biceps, Biceps manus, Biceps inter-nus, Biceps inter-nus humeri, (F.) *Scapulo-radial*. (Ch.)—*Biceps Brachial*. A muscle, situate at the anterior and internal part of the arm; extending from the edge of the glenoid cavity and from the top of the coracoid

process to the tuberosity of the radius. It bends the fore-arm upon the arm.

BICHE DE MER, Sea Slug. A molluscous animal belonging to the genus *Holothuria*, which is caught amongst the islands of the Feejee group, New Guinea, &c., and when prepared finds a ready sale in China, where it is used as an ingredient in rich soups.

BICHET, Terra Orleana.

BICHICIAE. Peitoral medicines, composed of liquorice juice, sugar, blanched almonds, &c.—Rhazes.

BICHIOS, Dracunculus.

BICHO, Dracunculus—b. di Culo, Proetocace.

BICHOS. A Portuguese name for the worms that get under the toes of people in the Indies; and which are destroyed by the oil of the cashew nut.

BICIPITAL, from biceps (bis and caput) 'two-headed.' Relating to the biceps.

BICIPITAL GROOVE, (F.) Coulisso ou Gouttiere bicipitale, Coulisso humerale, (Ch.) is a longitudinal groove, situate between the tuberosities of the os humeri, which lodges the long head of the biceps.

BICIPITAL TUBERCLE, Bicipital tuberosity, (F.) Tuberosite bicipitale;—a prominence near the upper extremity of the radius, to which the tendon of the biceps is attached.

BICORNE RUDE, Ditrachyceros.

BICUSPID, Bicuspidatus, from bis, 'twice,' and cuspis, 'a spear.' That which has two points or tubercles.

BICUSPID TEETH, Dentes Bicuspidati, (F.) Dents bicuspidees, the small molares. See **MOLAR.**

BIECHO, Bische.

BIERE, Cerevisia.

BIESTINGS, Colustrum.

BIFEMORO-CALCANIEN, Gastrocnemii.

BIFURCATION, Bifurcatio, from bis, 'twice,' and furca, 'a fork.' Division of a trunk into two branches; as the bifurcation of the trachea, aorta, &c.

BIGASTER, Digastricus.

BIG BLOOM, Magnolia macrophylla.

BIGEMINAL BODIES, Quadrigenina tubercula.

BIGGAR. A disease of Bengal, remarkable for the intensity and danger of the cerebral symptoms.—Twining.

BIG-LEAF, Magnolia macrophylla.

BIGLES, see Strabismus.

BIGNONIA CATALPA, Catalpa.

BIGNONIA INDICA. The leaves are employed in India, as emollients, to ulcers.

BIJON, see Pinus sylvestris.

BILAZAY, MINERAL WATERS OF. Bilazay is a town in France, two leagues from Thouar, department of Deux Sèvres, near which is a thermal sulphureous spring. Temperature about 77° Fahrenheit.

BILBERRY, Vaccinium myrtillus—b. Red, Vaccinium vitis idae.

BILE, Bilis, Fel, Chol'os, Chole, (F.) Bile, Fiel. A yellow, greenish, viscid, bitter, nauseous fluid, secreted by the liver. It is distinguished into *hepatic* and *cystic*; according as it flows immediately into the duodenum from the liver or from the gall-bladder. It contains, according to Muratori, water, a peculiar fatty matter, colouring matter, (*Cholepyrrhin* or *Bi-*

lipha'in), cholesterin combined with soda; picromel or *bilitin*; extract of flesh, mucus; soda, phosphate of soda; phosphate of lime, and chloride of sodium.

The use of the bile is to remove from the body superfluous hydro-carbon; and it is probably inservient to useful purposes in digestion.

BILE, *Furunculus*—b. Black, *Atrabilis*—b. *de Bœuf*, see *Bile*—b. *Repandue*, *Icterus*.

BILE OF THE BEAR, *Gall of the Bear*, *Fel Ursi*, was thought to be antiepileptic; and that of the *Eel*, *Fel anguillæ*, to facilitate labour.

BILE OF THE OX, *Gall of the Ox*, *Ox Gall*, *Fel Tauri*, *Fel Bovis*, *F. Bovi'num*, (F.) *Bile de Bœuf*, was once reputed cosmetic and detergent, anti-otalgic and emmenagogue; as well as to possess the power of facilitating labour. It has also been given as a bitter stomachic and anthelmintic; and recently, as a tonic and laxative, in cases of deficiency of the biliary secretion.

BILIARY, *Biliaris*, *Biliaris*, *Felleus*. That which relates to bile.

BILIARY APPARATUS, *B. organs*; *B. passages*. The collection of parts that concur in the secretion and excretion of bile:—viz. the liver, *pori biliarii* or *tubuli biliferi*; hepatic, cystic, and choledoch ducts and gall-bladder.

BILIARY CONCRETIONS are concretions found in some parts of the biliary apparatus.

BILIARY DUCTS, *Pori biliarii*.

BILLEUX, *Bilious*.

BILIMBI, *Averrhoa bilimbi*.

BILIMBING TERES, *Averrhoa bilimbi*.

BILIN, *Picromel*.

BILIOUS, *Biliosus*, *Cholicus*, *Chol'icus*, *Felin'us*, *Epich'olos*, *Picroch'olos*, *Felleus*, (F.) *Bilieux*. That which relates to bile, contains bile, or is produced by bile. An epithet given to certain constitutions and diseases, which are believed to be the effect of superabundance of the biliary secretion; as *Bilious temperament*, *B. symptoms*, *B. fever*.

BILIPHÆIN, see *Bile*.

BILIS FLUXIO, *Cholera morbus*.

BILIVERD'IN, from *Bilis*, 'bile,' and *viridis*, 'green.' On adding an acid to a solution of the yellow colouring matter of bile, a precipitate of green flocculi takes place, which possesses all the properties of chlorophyll, or the green colouring matter of leaves. This is the *biliverdin* of Berzelius.

BILUMBI BITING-BING, *Malus Indica*.

BIMANUS, from *bis* and *manus*, 'a hand.' One that has two hands. A term applied only to man, because he is the sole mammiferous animal that possesses two perfect hands.

BINDER, *Bandage*.

BINDWEED, *Polygonum aviculare*—b. *Fiddle-leaved*, *Convolvulus panduratus*—b. *Great*, *Convolvulus sepium*—b. *Lavender-leaved*, *Convolvulus Cantabrica*—b. *Sea*, *Convolvulus soldanella*—b. *Virginian*, *Convolvulus panduratus*.

BINKOHUMBA, *Phyllanthus urinaria*.

BINOCULUS, *Bin'ocle*, *Diophtal'mica Fascia*, *Oc'ul'is duplex*, from *bis*, 'twice,' and *oculus*, 'an eye.' (F.) *Œil double*. A bandage applied over both eyes. It was, also, formerly called *Diophtal'mus*.

BINSICA. Disorder of the mind. According to VAN HELMONT, an atrophy of the organ of imagination.

BIOCHYMIA, *Chymistry*, *vital*.

BIODYNAM'ICS, *Biodynam'ica*, *Biodynam'ice*, *Biosoph'ia* from *βίος*, 'life,' and *δυναμικ*, 'power,' 'force.' The doctrine of the vital activity, or forces.

BIOGAMIA, *Magnetism*, *animal*.

BIOLGY, *Physiology*.

BIOLYCHNION, *Animal heat*.

BIOLYCHNIUM, from *βίος*, 'life,' and *λυχνιον*, 'a lamp.' *Innate heat*, *vital heat*. *Lych'num*, *Lychnid'ium*, *Thermum em'phytum*, *Flamma* seu *Flam'mula vital'is* seu *cordis*. Also, a secret preparation of which BÆUIN and BURGRAVE make mention.

BIOMAGNETISMUS, *Magnetism*, *animal*.

BIOPHÆNOMONELOGIA, *Physiology*.

BIOS, *βίος*. *Life*, (q. v.) Also, what is necessary for the preservation of life.

BIOSOPHIA, *Biodynamics*.

BIOTE, *Life*.

BIOTHAN'ATI, *Biathan'ati*, from *βίος*, 'life,' and *θανατος*, 'death.' Those who die of a violent death, very suddenly, or as if there was no space between life and death.

BIOTICS, *Physiology*.

BIOTOMIA, *Vivisection*.

BIPARIETAL SUTURE, *Sagittal suture*.

BIR, *Thorax*.

BIRA, *Cerevisia*.

BIRCH, *Betula alba*—b. *Black*, *Betula lenta*—b. *Cherry*, *Betula lenta*—b. *Sweet*, *Betula lenta*.

BIRTH CROSS, *Presentation*, *preternatural*.

BIRTHWORT, *Aristolochia*—b. *Snakeroot*, *Aristolochia serpentaria*.

BISCHE, *Biecho*. A malignant kind of dysentery, which often prevails in the island of Trinidad.

BISCUIT, *Biscoc'us*, 'twice baked.' A kind of dry, hard bread, or cake, which is variously made; and, when without eggs or butter, is easy of digestion. It was formerly called *Dipjri'tes*, and *Di'pyros*.

BISERMAS, *Salvia sclarea*.

BISFERIENS, *Dicrotus*.

BISHOP'S WEED, *Ammi*.

BISLINGUA, *Ruscus hypoglossum*.

BISMALVA, *Althæa*.

BISMUTH, *Bismuthum*, *Wismuthum*, *Reg'ulus of Bismuth*, *Marcasita*, *Tin glass*, (F.) *Étain gris*, *E. de Glace*. A metal, in specular plates, of a yellowish-white colour; s. gr. 9.822; fusible at 400° Fahrenheit, and volatilizable at a high temperature. It is used only in the preparation of the subnitrate.

BISMUTH OXYD OF, *Bismuth*, *Subnitrate of*—b. *Regulus of*, *Bismuth*.

BISMUTH, SUBNITRATE OF, *Marcasita alba*, *Plumbum cinereum*, *Magisterium Marcasita* seu *Bismuthi*, *Bismuthum Nitricum*, *B. Subnitricum*, *Nitras Subbismuthicum*, *Nitras Bismuthi*, *Calx Bismuthi*, *Bismuthum oxydulatum album*, *Oxyd of Bismuth*, *Mag'istry of Bismuth*, *Pearl White*, *Spanish White*, (F.) *Sousnitrate de bismuth*, *Oxide blanc de B.*, *Blanc de fard*, *Blanc de perle*. (*Bismuth* in *frustulis*, ʒj. *Acid nitric* f. ʒiiss. *Aq. destill.* q. s. Mix a fluidounce of distilled water with the nitric acid, and dissolve the bismuth in the mixture. When the solution is complete, pour the clear liquor into three pints of distilled water, and set the mixture by, that the powder may subside. Lastly, having poured off the

supernatant fluid, wash the subnitrate of Bismuth with distilled water, wrap it in bibulous paper, and dry it with a gentle heat. Ph. U. S.) It is considered to be tonic and antispasmodic, and has been chiefly used in gastrodynia.

BISMUTHI NITRAS, Bismuth, Subnitrate of. **BISMUTHUM**, Bismuth—b. Nitricum, Bismuth, subnitrate of—b. Oxydulatum Album, Bismuth, subnitrate of—b. Subnitricum, Bismuth, subnitrate of.

BISPIRUS, Dipnoos.

BISSUS. The silky filaments which fix the *Pinna Marina* to the rocks. In Italy and Corsica, clothes are made of these, which are considered to favour perspiration, and are recommended to be worn next the skin in rheumatism, gout, &c.—See *Byssus*.

BISTORT, OFFICINAL, *Polygonum bistorta*.

BISTORTA, *Polygonum bistorta*.

BISTORTIER, (F.) A name given, by the *Pharmacien*, to a long wooden pestle used for reducing soft substances to powder, and in the preparation of electuaries.

BISTOURI, (F.) *Pistorien'sis gladius*, *Scalpel'us*, *Scal'peum*, *Bistoury*. A small cutting-knife, used in surgery,—so called, according to Huet, from the town of Pistori, which was formerly celebrated for the manufacture of those instruments. A bistoury has the form of a small knife, and is composed of a blade and handle. The blade, which is most commonly movable in the handle, may be fixed by a button, spring, &c. When fixed in the handle, the bistouri is called by the French, *B. à lame fixe ou dormante*.

The chief bistouries are:—1. The **STRAIGHT B.** (F.) *B. droit*, in which the blade and cutting edge are straight, the point being fine, round, or square. 2. The **CONVEX B.** (F.) *B. convexe*; the blade of which is convex at the cutting edge, concave at the back. 3. The **CONCAVE B.** (F.) *B. concave*; the blade of which is concave at its edge, and convex at the back. 4. **BLUNT-POINTED B.** (F.) *B. boutoné*; the blade of which has a button at its extremity. 5. The **BLUNT OR PROBE-POINTED BISTOURI OF POTT**; concave at its cutting edge, and its point blunt; so that it can be carried on the palmar surface of the index finger, to divide the stricture, in strangulated hernia. Sir Astley Cooper has recommended a useful modification of this, to avoid wounding the intestine, should it come in contact with the edge of the knife. His Bistouri has an edge of not more than eight lines in length, situate about five lines from the point. 6. **BISTOURI À LA LIME**, (F.) is a straight Bistoury; the blade fixed in the handle, the extremity with a button, and the edge made with a file. It is chiefly used for dilating parts. 7. **BISTOURI ROYAL**, (F.) A Bistouri used in operating upon Louis XIV., for fistula in ano. 8. **BISTOURI GASTRIQUE**, (F.) A complicated instrument, invented by Morand, for dilating wounds of the abdomen. 9. **BISTOURI CACHE**, *B. herniaire*, ou *Attrape-lourdaud de Biennaise*, *Forceps de-ceptoria*. A curved bistouri, the blade of which is placed in a canula, whence it issues on pressing a spring.

The word *Bistouri* is used by the French, at times, where we would employ *knife*.

BIT NOBEN, *Salt of Bitumen, Padnoon, Soucherloon, Khala mimuc*. A white, saline

substance, which is a Hindoo preparation of great antiquity, and has been supposed to be the *Sal asphaltites* and *Sal Sodome'nis* of the ancients. It is used by the Hindoo in the prevention or cure of almost all diseases.

BITHNIMAL'CA, *Gasteranax*. Two meaningless words, used by Dolæus, to designate an active principle supposed to have its seat in the stomach, and to preside over chymification, &c.

BITIOS DE KIS, Proctocæce.

BITTER, *Amarus*—b. *Bark*, *Pinckneya pubens*—b. *Bloom*, *Chironia angularis*—b. *Holy*, *Hiera picra*—b. *Redberry*, *Cornus Florida*—b. *Root*, *Apocynum androsæmifolium*, *Gentiana Catesbei*, *Menyanthes verna*—b. *Sweet nightshade*, *Solanum Dulcamara*—b. *Sweet vine*, *Solanum Dulcamara*.

BIT'TERNESS, *Amaritudo*, *Amarities*, *Amaror*, *Picria*, (F.) *Ameritume*. A particular taste, which belongs to many substances. In some diseases there is a sense of bitterness felt in the mouth.

BITTERS, **COLUMBO**, *Tinctura Calumbæ*—b. *Spirit*, *Tinctura gentianæ composita*—b. *Wine*, *Vinum gentianæ compositum*.

BITTERSWEET, *Solanum dulcamara*.

BITTERWEED, *Ambrosia trifida*.

BITTERWOOD TREE, *Quassia*.

BITTOS. A disease, in which the chief symptom is an acute pain in the anus.—*Chomel*.

BTFUMEN, **GLUTINOUS**, *Pissasphaltum*—b. *Judaicum*, *Asphaltum*—b. of *Judea*, *Asphaltum*—b. *Petroleum*, *Petrolæum*—b. *Malta*, *Pissasphaltum*—b. *Salt of Bitnoben*—b. *Solidum*, *Asphaltum*.

BIVENTER, *Digastricus*—b. *Gervicis*, *Complexus musculus*—b. *Maxillæ*, *Digastricus*.

BIVENTRAL LOBE OF THE CEREBELLUM, see *Lobe*, *biventral*.

BIXA ORLEANA, *Terra Orleana*.

BLÅBE, *Wound*.

BLACCIE, *Rubeola*.

BLACIA, *Debility*.

BLACKBERRY, **AMERICAN**, see *Rubus fruticosus*—b. *High or standing*, see *Rubus fruticosus*.

BLACK DOSE, see *Infusum Sennæ compositum*.

BLACK DRAUGHT, see *Infusum Sennæ compositum*.

BLACK DROP, *Guttæ nigræ*.

BLACK ROOT, *Aletris farinosa*, *Leptandria purpurea*.

BLACKWATER, *Pyrosis*.

BLADDER, **IRRITABLE**, *Cysterethismus*.

BLADUM, *Blé*.

BLÆSITAS, *Balbuties*.

BLÆSITAS, *Blæsa lingua*. Some authors have used this word as synonymous with stammering. See *Balbuties*. *Sauvages* understands by it a defect in pronunciation, which consists in substituting soft consonants for those that are hard; as the z for s, the d for r, the s for g and j, &c. Also, *Lisping*, *Traulis'mus*, *Trau'lotes*, (F.) *Blésite*, *Blé* (*parler*.)

BLÆSOPODES, see *Kyllosis*.

BLÆSOPUS, see *Kyllosis*.

BLÆSUS. A distortion; especially the outward distortion of the legs. Also, a stammerer.

BLAFARD, (F.) *Pallidus*, *Pallidulus*. This epithet is sometimes given to the skin, when pale and dull; but, most frequently, to the flesh of a wound, when it has lost its colour, and be-

come white. The word is, also, sometimes used synonymously with Albino, (q. v.)

BLANC DE BALEINE, Cetaceum—*b. de Fard*, Bismuth, subnitrate of—*b. de l'Œil*, Sclerotic—*b. d'Œuf*, Albumen ovi—*b. de Perle*, Bismuth, subnitrate of.

BLANC MANGER, (F.) *Cibus albus*, *Leucophagium*, *Leucophagum*, *Argyrotrophe'ma*. An animal jelly, so called on account of its colour, combined with an emulsion of sweet almonds, to which sugar has been added, and some aromatic. It is sometimes prescribed as a nutrient in convalescence and chronic diseases.

BLANC-RAISIN, Blanc Rhazis.

BLANC RHAZIS, *Blanc-raisin*. An ointment composed of cerussa, white wax, and olive oil.

BLANCA, Plumbi subcarbonas.

TO BLANCH, from (F.) *blanchir*, 'to whiten, to bleach.' To deprive of the outer rind; as 'to *blanch* almonds;' i. e. to peel them.

BLANCHET, (F.) A blanket. A term given, by the French Pharmacians, to the woollen strainer through which they filter syrup and other thick fluids. See, also, Aphthæ.

BLANCNON ORIBASII, Polypodium filix mas.

BLAS. An unmeaning term, invented by Van Helmont to designate a kind of movement in the body; at times, local,—at others, under extraneous influence. Thus, he speaks of the *Blas meteoros* of the heavenly bodies, and the *Blas humanum*, that which operates in man.

BLASÉ, (F.) An epithet given to one whom the abuse of enjoyment has prevented from any longer deriving satisfaction or pleasure from it.

BLASTE'MA, *Blaste'sis*, from *βλαστανα*, 'I bud.' A germ, (q. v.) The sense of this word, which is often used by Hippocrates, is obscure. Castelli thinks it means the eruption of some morbid principle at the surface of the body. Also, the matrix or general formative element of tissues.

BLASTODERMA, see Molecule.

BLATTA BYZAN'TIA, *Unguis odoratus*, (F.) *Blatte de Byzance*. This name seems, formerly, to have been given to a marine production from some of the Conchylia. It had an agreeable smell, a reddish tint, and the shape of a nail. It was prescribed in epilepsy, hysteria, and hepatic obstructions. Rondelet affirms that it was the production of the shell-fish *muræx* or *purpura*; and that the name *Blatta* is derived from the Greek *βλαττος*, 'purple.'

BLAVELLE, *Centaurea cyanus*.

BLAVÉOLE, *Centaurea cyanus*.

BLAVÉROLLE, *Centaurea cyanus*.

BLAZING-STAR, *Liatriis*.

BLÉ, *Bladum*. This word answers, in France, to the word *Corn* (q. v.) in England; i. e. any kind of grain employed for making bread. Wheat being most commonly used for this purpose, *Blé* is sometimes restricted to this. *Blé méteil* is a mixture of wheat and rye.

BLÉ CORNU, Ergot—*b. d'Espagne*, *Zea mays*—*b. d'Italie*, *Zea Mays*—*b. Noir*, Polygony fagopyrum—*b. de Turquie*, *Zea Mays*.

BLÉ (PARLER), *Blastias*.

BLEABERRY, *Vaccinium myrtillus*.

BLEACHING LIQUID, *Eau de javelle*.

BLEAR EYE, Lippitudo.

BLEB, *Bulla*.

BLECHNON, *Polypodium filix mas*.

BLECHNUM LIGNIFOLIUM, *Asplenium Scolopendrium*—*b. Squamosum*, *Asplenium ceterach*.

BLECHROPYRA, see Blechros.

BLECHROPYRUS, Typhus mitior.

BLECHROS, *βληχρος*, 'weak, feeble, slow.' An epithet, applied to different affections, and particularly to fevers. Hence *Blechropyra*, 'a slow fever;' *Blechrosophyg'mia*, 'a slow pulse.'

BLECHROSPHYGMIA, see Blechros.

bled, Corn.

BLEEDING, Bloodletting, Hæmorrhagia.

BLEEDING FROM THE NOSE, Epistaxis—*b. Heart*, *Cypripedium luteum*.

BLEME, (F.) This word has nearly the same signification as *Blafard*. Generally, however, it includes, also, emaciation of the countenance.

BLENN A, Mucus—*b. Narium*, Nasal mucus.

BLENNADENITIS, from *βλεννα*, 'mucus,' *αδην*, 'a gland,' and *itis*, denoting inflammation. Inflammation of mucous follicles.

BLENNELYT'RIA, from *βλεννα*, 'mucus,' and *αλυτρον*, 'a sheath.' A discharge of mucus from the vagina. *Leucorrhœa*, (q. v.)—Alibert.

BLENNEMESIS. *Blennœm'esiss*, *Vom'itus pituitosus*, from *βλεννα*, 'mucus,' and *εμεσις*, 'vomiting.' Vomiting of mucus.

BLENNENTERIA, Dysentery.

BLENNISTH'MIA, from *βλεννα*, 'mucus,' and *ισθμος*, 'the gullet.' Increased flow of mucus from the pharynx and larynx.—Alibert.

BLENNOCHEZIA, Diarrhœa, mucous.

BLENNOCYSTIDES, *Bursæ mucosæ*.

BLENNODES, Muciform.

BLENNOEMESIS, *Blennemesis*.

BLENNOG'ENOUS, *Blennog'enus*, *Mucif'ic*, *Mucif'icus*, from *βλεννα*, 'mucus,' and *γενειναι*, 'I form.' Forming or generating mucus. Brechet and Roussel de Vauzème describe an apparatus of this kind for the secretion of the mucous matter that constitutes the cuticle, composed of a glandular parenchyma or organ of secretion situate in the substance of the true skin, and of excretory ducts, which issue from the organ, and deposit the mucous matter between the papillæ.

BLENNOIDES, Muciform.

BLENNOIDEUS, Muciform.

BLENNOPHTHALMIA, Ophthalmia, (purulent.)

BLENNOP'TYSIS, from *βλεννα*, and *πτωσις*, 'I spit.' Expectoration of mucus. *Catarrh* (q. v.)

BLENNOPYRA, *Blennopy'ria*, from *βλεννα*, and *πυρ*, 'fire.' Alibert has classed, under this head, various fevers with mucous complications; as *Mesenteric fever*, *Adeno-meningeal fever*, &c.

BLENNORRHAGIA, *Gonorrhœa*—*b. Genitalia*, *Leucorrhœa*—*b. Notha*, *Gonorrhœa spuria*—*b. Spuria*, *Gonorrhœa spuria*.

BLENNORRHAGIC EPIDIDYMITIS, *Hernia humoralis*.

BLENNORRHAGIE FAUSSE, *Gonorrhœa spuria*—*b. du Gland*, *Gonorrhœa spuria*.

BLENNORRHINIA, *Coryza*.

BLENNORRHŒ'A, *Blennorrhœe*, *Blennorrhag'ia*, *Phlegmorrhœ'a*, *Phlegmorrhag'ia*, from *βλεννα*, 'mucus,' and *ρεω*; 'I flow.' Inordinate secretion and discharge of mucus. Also, *Gonorrhœa*.

BLENNORRHŒA CHRONICA, (gleet,) see Go-

norrhæa—b. Genitalium, Leucorrhæa—b. Ludes, Gonorrhæa impura—b. Nasalis, Coryza—b. Oculi, see Ophthalmia—b. Oculi gonorrhœica, see Ophthalmia—b. Oculi neonatorum, see Ophthalmia—b. Oculi purulenta, see Ophthalmia—b. Urethralis, Gonorrhæa—b. Urinalis, Cystorrhæa—b. Ventriculi, Gastrorrhæa—b. Vesicæ, Cystorrhæa.

BLENNŌSES, from βλεννα, 'mucus.' Affections of the mucous membranes.—Alibert.

BLENNOTHORAX, Catarrh, Peripneumonia notha—b. Chronicus, Asthma humidum.

BLENNOTORRHŒA, Otorrhæa.

BLENNURETHRIA, Gonorrhæa.

BLENNURIA, Cystorrhæa.

BLEPHARADENITIS, Ophthalmia Tarsi.

BLEPHARANTHRACOSIS, *Blepharitis gangræno'sa*, Carbuncula'tio Oculi. Gangrenous inflammation of the eyelids.

BLEPHARELOSIS, Entropion.

BLEPHARIDES, Cilia.

BLEPHARIDOPLASTICE, Blepharoplastice.

BLEPHARISMUS, Nictation.

BLEPHARITIS, Ophthalmia tarsi—b. Gangræno'sa, Blepharanthracosis.

BLEPHAROBLENNORRHŒA, Ophthalmia, purulent.

BLEPHARO-CONJUNCTIVITIS, *Blepharozyn-desmitis*, from βλεφαρον, 'an eyelid,' and conjunctiva. Ophthalmia affecting the conjunctiva and eyelids.

BLEPHARODYSCHRŒA, from βλεφαρον, the 'eyelid,' δυσ, 'with difficulty,' and χροα, 'colour.' Discoloration of the eyelid. Nævus of the eyelid.—Von Ammon.

BLEPHARŒDEMA AQUOSUM, Hydroblepharon.

BLEPHARON, Palpebra—b. Atoniaton, Blepharoptosis.

BLEPHARONCO'SIS, *Blepharoncus*, *Blepharophy'ma*, *Palpebra'rum Tumor*, from βλεφαρον, 'eyelid,' and ογκος, 'tumour.' A tumour on the eyelid.

BLEPHARONCUS, Blepharancosis.

BLEPHAROPHTHALMIA, Ophthalmia tarsi—b. Neonatorum, see Ophthalmia—b. Purulenta, Blepharopyorrhæa.

BLEPHAROPHTHALMITIS GLANDULOSA, Ophthalmia, purulent of infants.

BLEPHAROPHYMA, Blepharancosis.

BLEPHAROPLASTICE, *Blepharidoplas'tice*, *Insi'tio Cilio'rum*, from βλεφαρον, 'the eyelid,' and πλαστικός, 'forming,' 'formative.' The formation of a new eyelid.

BLEPHAROPLEGIA, Blepharoptosis.

BLEPHAROPTOSIS, *Blepharople'gia*, *Causus pal'pebræ superioris*, *Delapsus pal'pebræ*, *Prolapsus pal'pebræ*, *Proptosis pal'pebræ*, *Pto'sis pal'pebræ*, *Atoniaton blepharon*, from βλεφαρον, 'the eyelid,' and πτωσις, 'fall.' A falling down of the upper eyelid over the eye, caused by a paralysis of the *Levator palpebræ superioris* muscle. This paralysis is an unfavourable symptom, as it is generally connected with a state of the brain favouring apoplexy or palsy.

BLEPHAROPTOSIS ENTROPION, Ectropium—b. Entropion, Entropion.

BLEPHAROPYORRHŒA, *Blepharophthal'mia purulen'ta*, *Pyorrhæa pal'pebræ*, from βλεφαρον, 'eyelid,' πυον, 'pus,' and ερω, 'I flow.' Secretion of pus from the eyelids.

BLEPHARORRHŒA, from βλεφαρον, 'eyelid,' and ερω, 'I flow.' A discharge of mucus from the eyelids.

BLEPHAROSPASMUS: from βλεφαρον, 'eyelid,' and σπασμος, 'spasm.' A spasmodic action of the orbicularis palpebrarum muscle.

BLEPHARO-SYNDESMITIS, Blepharconjunctivitis.

BLEPHAROTIS, Ophthalmia tarsi—b. Glandularis contagiosa, see Ophthalmia.

BLEPHAROTITIS, Ophthalmia tarsi.

BLEPHAROTOSIS, Ectropium.

BLEPHAROXYS'TUM, *Blepharoxys'trum*, from βλεφαρον, 'eyelid,' and ξυς, 'I scrape.' An instrument used, by the ancients, for removing callosities, which made their appearance in the affection called, by the Greeks, τραχωμα.—Paulus of Ægina, Gorræus.

BLËSITE, Blæsitæ.

BLESSURE, Abortion, Wound.

BLESTRISMUS. Restlessness of the sick.—Hippocrates.

BLËTA. A word, used by Paracelsus for white or milky urine, arising from diseased kidneys. *Blota alba* has the same meaning.

BLEU DE PRUSSE, Prussian blue.

BLEVILLE, MINERAL WATERS OF. Bleville is a village about two miles from Havre. The waters are acidulous chalybeates.

BRIGHT IN THE EYE, Ophthalmia, catarrhal.

BLINDNESS, Cæcitas—b. Colour, Achromatopsia.

BLISTER, *Vesicato'rium*, *Emplas'trum Vesicato'rium*, *Emplas'trum Lytta*, *Epispasticum*, from *Vesica*, 'a bladder,' (F.) *Vésicatoire*, *Vésicant*. Any substance which, when applied to the skin, irritates it, and occasions a serous secretion, raising the epidermis, and inducing a vesicle. Various articles produce this effect, as *cantharides*, *mustard*, *garou*, *euphorbium*, *garlic*, *ammonia*, &c. Blisters are used as counter-irritants. By exciting a disease artificially on the surface, we can often remove another which may be at the time existing internally. A *perpetual blister* is one that is kept open for a longer or a shorter time by means of appropriate dressings.

BLISTER or vesication also means the vesicle produced by vesicatories.

BLISTERING FLY, Cantharis—b. Tissue, Sparadrapum vesicatorium.

BLISTERWEED, Ranunculus acris.

BLITUM AMERICANUM, Phytolacca decandra.

BLOOD, Anglo Saxon, blob, from blean, 'to bleed.' *Sanguis*, *Cruor*, *Lapis animalis*, *Hæma*, αιμα, (F.) *Sang*. An animal fluid formed chiefly from the chyle; acquiring important properties during respiration; entering every organ through the circulation; distributing the nutritive principles to every texture, and the source of every secretion. The blood is white in the molluscous and inferior animals, which have been, hence, called *white-blooded*; to distinguish them from the *red-blooded*; which class includes the mammalia, birds, reptiles, and fishes. Human blood is composed of water, albumen, fibrin, an animal colouring substance, a little fatty matter—*hamatæum*, and different salts; as chlorides of potassium and sodium, phosphate of lime, subcarbonate of soda, lime, magnesia, oxide of iron,

and lactate of soda, united with an animal matter. *Arterial blood* is of a florid red colour, strong smell, temp. 100°; s. g. 1.049. *Venous blood* is of a brownish red; temp. 98°; s. g. 1.051. This difference in colour has given occasion to the first being called *red blood*; the latter *black*. The former which is distributed from the heart, is nearly the same through its whole extent: the latter is the remains of the arterial blood after the different elements have been taken from it in nutrition, and probably differs in composition. It likewise contains different substances absorbed. Venous blood, taken from a vessel and left to itself, becomes solid, and separates into two distinct parts,—the *serum* or watery, supernatant fluid; and the *crura*, *coagulum*, *crassamentum*, *hepar* seu *placenta sanguinis*, *placenta cruoris*, *insula*, *thrombus*, or *clot*. The serum is chiefly water, holding albumen in solution and the salts of the blood. The clot contains the fibrin, colouring matter—*hematosin*, (q. v.) a little serum, and a small quantity of salts. M. Lecanu found the blood to be composed—in 1000 parts—of water, 785.590; albumen, 69.415; fibrin; 3.565; colouring matter, 119.626; crystallizable fatty matter, 4.300; oily matter, 2.270; extractive matter soluble in alcohol and water, 1.920; albumen combined with soda, 2.010; chlorides of sodium and potassium; alkaline phosphates, sulphates, and subcarbonates, 7.304; subcarbonate of lime and magnesia, phosphate of lime, magnesia and iron, peroxide of iron, 1.414; loss, 2.586. The four principal components of the blood are fibrin, albumen, corpuscles, and saline matter. In the *circulating blood* they are thus combined—

Fibrin, } In solution forming *Liquor Sanguinis*,
 Albumen, } *guinis*.
 Salts,

Red Corpuscles—suspended in the *Liquor Sanguinis*.

In *coagulated blood* they are thus combined,
 Fibrin, } Forming the *crassamentum*
 Red Corpuscles, } or *clot*.

Albumen, } Remaining in solution, forming
 Salts, } *serum*.

The following table exhibits the computations of different physiologists regarding the weight of the circulating fluid—arterial and venous.

Harvey,	} 8				
Lister,						
Moulin,						
Abilguard,						
Blumenbach,						
Lobb,			} 10		
Lower,						
Sprengel,					} 10 to 15
Müller and Burdach,						
Quesnai,						
F. Hoffmann,	} 27				
Haller,						
Young,						
Hamberger,	} 28 to 30				
Keil,						
	 40				
	 80				
	 100				

The proportion of arterial blood to venous is about 4 to 9.

Much attention has been paid to the varying condition of the blood in disease. The average proportion of each of the organic elements in 1000 parts of healthy blood is as fol-

lows, according to Lecanu, and MM. Andral, and Gavarret:—fibrin, 3; red corpuscles, 127; solid matter of the serum, 80; water, 790.

Dried human blood was, at one time, considered to be antiepileptic; that of the goat, dried, *Sanguis hirci siccat'us*, sudorific, and antiepileptic.

BLOOD, ARTERIAL, see Blood—b. Black, see Blood—b. Black, Vascular system of, see Vascular—b. Casein, Globulin—b. Corpuscles, Globules of the blood—b. Disks, Globules of the blood—b. Dried, see Blood—b. Loss of, Hæmorrhagia—b. Red, see Blood—b. Red, system of, see Vascular—b. Spitting of, Hæmoptysis—b. Venous, see Blood—b. Vomiting of, Hæmatemesis—b. White, Lymph.

BLOODLESSNESS, Anæmia.

BLOOD-LETTING, *Missio* seu *Detractio Sanguinis*, *Hæmox'is*, *Catæschæsmis*, *Bleeding*, (F.) *Saignée*. A discharge of a certain quantity of blood produced by art: an operation which consists in making an opening into a vessel to draw blood from it. When practised on an artery, it is called *Arteriotomy*; on a vein, *Phlebotomy*, *Venæsectio*, *Venesectio*; and on the capillary vessels, *local* or *capillary*, in contradistinction to the former, which is termed *general*. Blood-letting is used both during the existence of a disease, as in inflammation, and in the way of prophylaxis. It is employed to fulfil various indications. 1. To diminish the actual mass of blood;—when it is termed, by the French pathologists, *Saignée évacuative*. In such case, fluids ought not to be allowed too freely afterwards. 2. To diminish the turbulence in any particular organ—(F.) *Saignée révulsive*, *Reversive blood-letting* or *bleeding*, *Venæsectio revulsoria*, when performed far from the part affected; and *Saignée derivative*, when near.) 3. To diminish the consistence of the blood, (F.) *Saignée spoliative*.) The immediate effects of blood-letting are: diminution of the mass of blood and of heat; retardation of the pulse, and sometimes syncope. Blood-letting from the veins—*phlebotomy*, is practised on the subcutaneous veins of the neck, the face, the fore-arm, and the leg; sometimes on those of the hand or foot. The necessary apparatus consists of a bandage or riband, a compress of rag, and a lancet or phleam.

The veins selected for the operation, are, 1. *In the fold of the arm*, five;—the cephalic, basilic, the two median, and the anterior cubital. 2. *In the hand*, the cephalic and salvatella. 3. *In the foot*, the great and little saphena. 4. *In the neck*, the external jugular. 5. *In the forehead*, the frontal. 6. *In the mouth*, the ranine. The operation of phlebotomy in the limbs is performed by tying a circular bandage round the limb, in order that the subcutaneous veins may become turgid, by the course of the blood being obstructed: the bandage not being so tight, however, as to compress the arteries of the limb. A puncture is made into the vein, and the desired quantity allowed to flow. The ligature is now removed, and a compress and retaining bandage applied. *Capillary* or *local blood-letting* is practised on the skin or mucous membranes, by means of leeches, the lancet, or cupping.

BLOODLETTING, CAPILLARY, see Bloodletting—b. Derivative, see Bloodletting—b. Evacua-

tive, see Bloodletting—b. General, see Bloodletting—b. Local, see Bloodletting—b. Revulsive, see Bloodletting—b. Spoliative, see Bloodletting.

BLOODLIKE, Sanguine.

BLOODROOT, *Sanguinaria Canadensis*.

BLOODSTONE, *Hæmatites*.

BLOOD VESICLE, Globule of the blood.

BLOOD VESSEL, (F.) *Vaisseau sanguin*. A vessel destined to contain and convey blood.

BLOOD VESSEL, BREAKING, BURSTING, RUP-TURING OF A.—*Hæmorrhagia*.

BLOODWORT, *Sanguinaria Canadensis*.

BLOODY, *Sanguin'vus, Cruen'tus, Sanguin'eous*, (F.) *Sanguin*. Having the character of blood. Relating to blood. See Sanguine.

BLOOM, HONEY, *Apocynum androsæmifolium*.

BLOTA ALBA, Bleta.

BLOW, *Ictus, Plegè*, (F.) *Coup*. Effect produced by one body striking another. The impression made by any body, which strikes us or against which we strike;—a common cause of wounds, contusions, fractures, &c.

BLOWING SOUND, *Bruit de Souffle*.

BLUE-BELLS, *Gentiana catesbei*.

BLUE-BERRY, *Caulophyllum thalictroides*, *Lantana*.

BLUE BOTTLE, *Centaurea cyanus*, *Cyanus segetum*.

BLUE STONE, *Cupri sulphas*.

BLUET DES MOISSONS, *Cyanus segetum*.

BLUSH, CUTANEOUS, see Efflorescence.

BOA, *Boia*. An eruption of red, ichorous pimples. Pliny. See, also, *Hidroa* and *Sudamina*.

BOA UPAS, *Upas*.

BOÆ, *Syphilis*.

BOBERRI, *Curcuma longa*.

BOCHIUM, *Bronchocele*.

BOCIUM, *Bronchocele*.

BOCKLET, MINERAL WATERS OF. The springs of Bocklet in Bavaria are acidulous chalybeates.

BODY, *Corpus, Soma*, (F.) *Corps*: from *boden*, the 'fundus or bottom.' (?) The human body is the collection of organs, which compose the frame. At times, however, body is used synonymously with *trunk*. We say, also, *body of the femur, of the sphenoid*, &c., to designate the shaft or middle portion of those bones; *body of the uterus*, &c. Also, the rectum.

BODY, COMING DOWN OF THE, *Proctocèle*.

BODY-SNATCHER, *Resurrectionist*.

BOE, *Cry*.

BOELLI, *Intestines*.

BOETHEMA; *Medicament*.

BOG-BEAN, *Menyanthes trifoliata*.

BOHON UPAS, *Upas*.

BOIA, *Boa*.

BOIL, *Furunculus*—b. *Gum*, *Parulis*—b. *Malignant*, see *Furunculus*—b. *Wasp's nest*, see *Furunculus*.

BOIS DE CAMPECHE, *Hæmatoxyllum Campechianum*—b. *de Chypre*, *Rhodium lignum*—b. *de Couleuvre*, see *Strychnos*—b. *de Marais*, *Cephalanthus occidentalis*—b. *de Plomb*, *Dicca palustris*—b. *Puant*, *Prunus padus*—b. *de Rose*, *Rhodium lignum*—b. *de Sappan*, *Cæsalpinia sappan*—b. *Sudorifique*, *Wood*, *sudorific*.

BOISSE, MINERAL WATERS OF. These

waters are situate about half a league from Fontenay-le-Compte in France. They are purgative, and seem to contain carbonate and sulphate of lime and chloride of sodium.

BOISSON, *Drink*.

BOÎTE, (F.) *A box or case, Capsa, Pyxis*. An apparatus for the reception of any matters which it may be desirable to preserve. In *Surgery and Anatomy*, *Boîtes à dissection, B. à amputation, B. à trépan, B. à cataracte*, &c., mean the cases in which these various instruments are kept. *Boîte du Crane* is the bony case which receives the brain. *Boîte* is, also, the portion of the stem of the trephine, which receives the pyramid or centrepin. *Boîte de Petit* is a machine, invented by M. Petit to retain the fractured portions of bone in apposition, when the leg has been fractured in a complicated manner. *Boîte* is, also, a kind of case put before an artificial anus to receive the fæces, which are continually being discharged. The vulgar, in France, give the name *Boîte* to various articulations.—*B. de genou, B. de la hanche*; "knee-joint, Hip-joint."

BOÏTEMENT, *Claudication*.

BOÏTIER, (F.) *Appareil, Capsula unguentaria, Capsarium. A Dressing-case*. A box, containing salves and different apparatus, used more particularly by the dressers in hospitals.

BOL, *Bolus*—b. *d'Arménie*, *Bole, Armenian*—b. *Blanc*, *Bolus alba*.

BOLA, *Myrrha*.

BOLCHON, *Bdellium*.

BOLE, *Bolus*, (F.) *Bole, Terre bolaire*, meant, with the older writers, argillaceous earth, used as an absorbent and alexipharmic. The various boles had different forms given to them, and were stamped, as in the following:

BOLE ARME'NIAN, *Bole Arme'niac, B. Arme'nic, Argilla ferrugin'ca rubra, A. Bolus rubra, Sinapi'sis, Arena'men, Bolus Orientalis, Bolus Armeniaca, B. Arme'nic, B. rubra*, (F.) *Boi d'Arménie*. A red, clayey earth, found not only in Armenia, but in several countries of Europe,—in Tuscany, Silesia, France, &c. It was once esteemed a tonic and astringent, and was applied as a styptic. It is now, scarcely, if ever, used. It consists of argil, mixed with lime and iron.

BOLESIS, *Coral*.

BOLESON, *Balsam*.

BOLET ODORANT, *Dædalia suaveolens*.

BOLETUS ALBUS, *Boletus laticis*.

BOLETUS ESCULEN'TUS, (F.) *Morelle*. An eatable mushroom, found in the woods in Europe, and much admired by *Gastronomes*. It was formerly esteemed to be aphrodisiac.

BOLETUS IGNIA'RIS. The systematic name for the *Agaric, Agaricus, Agaricum* of the Pharmacopœias. *Agaricus Chirurgo'rum, Agaricus Quercus, Is'ca, Boletus Ungula'tus, Spunk, Am'adou, Punk, Fungus Igni'arius, Fungus Querci'nus, Agaric of the Oak, Touchwood, Touchwood Boletus, Female Agaric, Tinder*, (F.) *Agaric de chêne, Amadouwier*. It was formerly much used by surgeons as a styptic.

BOLETUS LAR'ICIS, *B. Laric'nis, Fungus Lar'icis, Palyp'orus officinalis, Agaricus albus, A. Albus optimus, B. purgans, B. albus, White Agaric*, (F.) *Agaric blanc*. On the continent of Europe it has been given as a cathar-

tic and emetic, as well as to moderate the sweats in phthisis.—De Haen. Externally, styptic.

BOLETUS PURGANS, Boletus laricis—b. Salicis, *Dædalea suaveolens*.

BOLETUS SUAVEOLENS, Fungus salicis, Fungus albus saligneus, Dædalea suaveolens, (F.) Agaric odorant. It has been used in phthisis pulmonalis, and asthma, in powder. Dose, from ʒss to ʒij.

BOLETUS TOUCHWOOD, Boletus ignarius.

BOLI MARTIS, Ferrum tartarisatum.

BOLISMOS, Boulimia.

BOLITES. The mushroom; perhaps the *Agaricus Aurantiacus*.—Pliny, Martial, Seutonius, Galen. It was so called, in consequence of its shape,—from *Bolus*.

BOLUS, βολός, a morsel, a mouthful, a bole, (q. v.,) (F.) *Bol.* A pharmaceutical preparation, having a pilular shape, but larger, capable, however, of being swallowed as a pill.

BOLUS ALBA, Terra Sigillata, Argilla pallidior: called *sigillata*, from being commonly made into small cakes or flat masses, and stamped or sealed with certain impressions. (F.) *Bol blanc, Terre sigillée, Argile ochreuse pâle.* It was used like the *Robus Armenia*, and was brought from Etruria. See *Terra*.

BOLUS, ALIMENTARY, Bolus alimentarius. The bole formed by the food, after it has undergone mastication and insalivation in the mouth; and been collected upon the tongue prior to deglutition.

BOLUS ORIENTALIS. A kind of solar earth, only distinguished from Bole Armenian in being brought from Constantinople. See Bole, Armenian.

BOLUS RUBRA, Bole, Armenian.

BOMAREA SALSILLA. The inhabitants of Chili use this plant as a sudorific. It is given in infusion in cutaneous diseases.

BOMBAX, Gossypium.

BOMBEMENT, Bombus.

BOMBUS, Aurium fluctuatio, A. sibilus, A. sonitus, A. susurrus, (F.) Bombement. A kind of ringing or buzzing in the ears;—characterized, according to SAUVAGES, by the perception of blows or beating repeated at certain intervals. Also, Borborygmus. See Flatulence, and Tinnitus Aurium.

BOMBYX MORI, see Sericum.

BON, Coffea Arabica.

BONA, Phaseolus vulgaris.

BONDUE, Gymnocladus Canadensis.

BONE, Os, Osteen, Os teum, (F.) Os, Saxon, ban. The bones are the solid and hard parts, which form the basis of the bodies of animals, of the superior classes; and the union of which constitutes the *skeleton*. The human body has, at the adult age, 208 bones, without including the 32 teeth, the ossa Wormiana, and the sesamoid bones. Anatomists divide them, from their shape, into 1. *Long bones*, which form part of the limbs, and represent columns for supporting the weight of the body, or levers of different kinds for the muscles to act upon. 2. *Flat Bones*, which form the parietes of splanchnic cavities; and, 3. *Short Bones*, met with in parts of the body where solidity and some mobility are necessary. Bones are formed of two different textures; *spongy* and *compact*. They afford, on analysis, much phosphate and carbonate of lime, a little phosphate of magnesia,

phosphate of ammonia, oxides of iron and manganese, some traces of alumina and silica, gelatin, fat, and water. The uses of the bones are mentioned under each bone. They give shape to the body, contain and defend the viscera, and act as levers to the muscles.

TABLE OF THE BONES.

BONES OF THE HEAD.	Bones of the Cranium or Skull.	Frontal,.....	1	
		Parietal,.....	2	
		Occipital,.....	1	
		Temporal,.....	2	
		Ethmoid,.....	1	
	Bones of the Face.	Sphenoid,.....	1	
		Superior Maxillary,...	2	
		Jugal or Cheek,...	2	
		Nasal,.....	2	
		Lachrymal,.....	2	
Dentes or Teeth.	Palatine,.....	2		
	Inferior Spongy,...	2		
	Vomer,.....	1		
	Inferior Maxillary,...	1		
	Incisores,.....	8		
Bone of the Tongue.	Cuspidati,.....	4		
	Molares,.....	20		
	Hyoïd,.....	1		
	Bones of the Ear.	Malleus,.....	2	
		Incus,.....	2	
Orbitulare,.....		2		
Stapes,.....		2		
Cervical,.....		7		
BONES OF THE TRUNK.	Vertebræ.	Dorsal,.....	12	
	Lumbar,.....	5		
	Sacrum,.....	1		
	Os Coccygis,.....	1		
	The Thorax.	Sternum,.....	1	
The Pelvis.	Ribs,.....	24		
	The Shoulder.	Innominatam,.....	2	
		Clavicle,.....	2	
		Scapula,.....	2	
		The Arm.	Humerus,.....	2
Ulna,.....			2	
Forearm.	Radius,.....		2	
	BONES OF THE UPPER EXTREMITY.		Naviculare,.....	2
			Lunare,.....	2
		The Hand.	Cuneiforme,.....	2
			Orbitulare,.....	2
Trapezium,.....			2	
Trapezoides,.....	2			
Magnum,.....	2			
Unciforme,.....	2			
The Thigh.	Metacarpus,.....	10		
	Phalanges,.....	28		
	The Leg.	Femur,.....	2	
		Patella,.....	2	
		Tibia,.....	2	
BONES OF THE LOWER EXTREMITY.		Fibula,.....	2	
		The Foot.	Calcis Os,.....	2
	Astragalus,.....		2	
	Cuboides,.....		2	
	Naviculare,.....		2	
Cuneiforme,.....	6			
Metatarsus,.....	10			
Phalanges,.....	28			
			Total, 240	

BONE, BACK, Vertebral column—b. Blade, Scapula—b. Boat-like, Os scaphoides—b. Breast, Sternum—b. Haunch, Ilium—b. Share, Pubis—b. Splinter, Fibula.

BONE NIPPERS, Osteul'cum, Tenac'ula, from *teneo*, 'I hold.' (F.) *Tenaille incisive.* An instrument used for cutting off splinters and

cartilages. It is a kind of forceps, the handles of which are strong, and the edges, which touch each other, cutting.

BONEBINDER, Osteocolla.

BONES, BRITTLINESS OF THE, Fragilitas ossium—b. Friability of the, Fragilitas ossium—b. Salt of, Ammoniac carbonas—b. Softening of the, Mollities ossium.

BONESET, Eupatorium perfoliatum.

BONIFACIA, Ruscus hypoglossum.

BONNE DAME, Atriplex hortensis.

BONNES, MINERAL WATERS OF.

Bonnes is a village six leagues from Pau, in the department *Basses Pyrénées*, France. There are several thermal springs. They were celebrated as early as the time of Francis I., under the name *Eaux d'Arquebusade*. They contain chlorides of sodium and magnesium, sulphates of magnesia and lime, sulphur, and silica. The temperature is from 78° to 98° Fahrenheit.

The factitious **EAU DE BONNES** is made of *Hydrosulphuretted water*, f. $\frac{3}{4}$ iv: pure water, Oj and f. $\frac{3}{4}$ ss; chloride of sodium, 30 grains; sulphate of magnesia, 1 grain.

BONNET, Reticulum.

BONNET A DEUX GLOBES, *Bonnet d'Hippocrate*.

BONNET D'HIPPOCRATE, *Cap of Hippocrates*, *Mitra Hippocrat'ica*, *Fas'cia capita'lis*, *Pi'leus Hippocrat'icus*. A kind of bandage, the invention of which is ascribed to Hippocrates. It consists of a double-headed roller, passed over the head so as to envelop it like a cap. The French, also, name it, *Bonnet à deux globes*, *Capeline de la tête*.

BONNY CLABBER, from Irish, *baine*, 'milk,' and *clabar*, 'mire.' Sour milk.

BONPLANDIA TRIFOLIATA, *Cusparia febrifuga*.

BONUS GENIUS, *Pencedanum*—b. *Henricus*, *Chenopodium bonus Henricus*.

BONY, Osseous.

BOON UPAS, *Upas*.

BOONA, *Phaseolus vulgaris*.

BORAC'IC ACID, *Ac'idum Borac'icum*, *Sal sedati'vus HOMBER'GI*, *Boric Acid*, (F.) *Acide borac'ique*. An acid obtained from Borax, which was once looked upon as sedative. It was also called *Acor Borac'icus*, *Sal vitrioli narcot'icum*, *Sal volat'ile Borac'is*, and *Flores Borac'is*.

BORAGE, *Borago officinalis*.

BORA'GO OFFICINA'LIS, *Buglos'sum verum*, *Bug. latifol'ium*, *Borra'go*, *Corra'go*, *Borago hortens'is*, *Borago*, (F.) *Bourrache*. *Nat. Ord.* Boraginæ. *Sex. Syst.* Pentandria Monogynia. The leaves and flowers have been considered aperient.

BORAS SUPERSODICUS, Borax.

BORATHRON, *Juniperus Sabina*.

BORAX, *Boras Sodæ*, *Sodæ Bibo'ras*, *Subboras Sodæ*, *Boras supersat'urus sodæ*, *Soda Borac'ata*, *Chrysocol'la*, *Capis'trum auri*, *Subborate of protox'ide of Sodium*, *Subprotoborate of Sodium*, *Boras Sodæ alcalis'cens* seu *alcali'num*, *Boras superso'dicus*, *Borax Ven'tris*, *Subbo'ras Nat'ricum*, *Borax'trion*, *Nitrum facti'tium*, &c. *Subbo'rate* or *Biborate of Soda*, *Borate of Soda*, (F.) *Borate on Sous-borate de Soude*, *Borate sursaturé de soude*. It is found in an impure state in Thibet and Persia. It is inodorous; taste cool, and somewhat alkaline; soluble in

12 parts of water. Borax is seldom used except as a lotion in aphthæ.

BORATE OF MERCURY has been recommended as an antisyphilitic.

BORAXTRION, Borax.

BORBORYGUS, *Fimus*.

BORBORYG'MUS, from *βορβορυζω*, 'I make a dull noise.' *Murmur* seu *Bombus* seu *Motus Intestino'rum*, *Anile'ma*, *Anile'sis*, *Calopsoph'ia*, *Intoxatio intestinal'is*, *Murmur ventris* seu *intestinal'e*, (F.) *Gargouillement*, *Grouillement d'Entrailles*. The noise made by flatus in the intestines. This happens often in health, especially in nervous individuals.

BORD (F.) *Margo*, *Edge*, *Margin*. Anatomists have so named the boundaries of an organ. Thus, the bones, muscles, &c. have *bords* as well as bodies. The 'free edge,' *bord libre*, is one not connected with any part; the 'adhering' edge,' *bord adhérent*, one that is connected; and the *bord articulaire*, or 'articular margin, or edge,' that which is joined to another bone.

BORD CILIAIRE, Ciliary margin.

BORDEAUX, MINERAL WATERS OF.

Near this great city, in the south-west of France, is a saline, chalybeate spring. It contains oxide of iron, carbonate and sulphate of lime, chlorides of sodium and calcium, subcarbonate of soda, and sulphate of magnesia.

BORE, Boron.

BORGNE, (F.) *Cocles*, *Unoc'ulus*, *Luscus*, *Luscio'sus*. One who has only one eye, or sees only with one. The word has been used, figuratively, for *blind*, in surgery and anatomy. See *Cæcus*.

BORIUM, Boron.

BORON, *Bo'r'ium*, (F.) *Bore*. A simple substance, the basis of boracic acid; obtained, by heating potassium with boracic acid, as a dark olive-coloured powder, devoid of taste and smell. Heated in the air or in oxygen, it is converted into boracic acid.

BOR'OSAIL, *Zael*. *Æthiopian* names for a disease, very common there, which attacks the organs of generation, and appears to have considerable analogy with syphilis.

BORRAGO, *Borago officinalis*.

BORRI, *Curcuma longa*.

BORRIBERRI, *Curcuma longa*.

BORSE, MINERAL WATERS OF. Borse is a village in Bearn. The waters are chalybeate.

BO'SA. An *Ægyptian* name for a mass, made of the meal of darnel, hemp-seed, and water. It is inebriating.—Prospero Alpini.

BOSOM, see *Mamma*.

BOSSA, Plague token.

BOSSE, *Hump*, *Protuberance*—b. *Nasale*, *Nasal protuberance*.

BOSWELLIA SERRATA, see *Juniperus lycia*.

BOTAL FORA'MEN, *Fora'men Botale*; the *Fora'men ova'le*, (F.) *Trou de Botal*. A large opening which exists in the fœtus in the partition between the two auricles of the heart; and by means of which the blood passes from one to the other. Its discovery is generally attributed to Leonard Botallus, Botal or Botalli, who wrote in 1562. It was spoken of, however, by Vesalius, and even by Galen.

BOTANE, Herb.

BOTANIQUE MÉDICALE, Botany, medicinal.

BOT'ANY, MEDICAL, *Botanica Medica*, *Medicina Botanica*, *Phytologia medica*; from *βοτανή*, 'an herb,' (F.) *Botanique Médicale*. The knowledge of the properties, characters, &c., of those vegetables which are used in medicine.

BOTAR'GO, (F.) *Botargus*. A preparation made in Italy and the south of France, with the eggs and blood of the *Mugilcephalus* or *Mullet*; strongly salted, after it has become putrescent. It is used as a condiment.

BOTARGUE, Botargo.

BOTHOR. An Arabic term for abscess in the nares. It means, also, a tumour in general; especially those which are without solution of continuity.

BOTRIOCEPH'ALUS, *Botriocephalus latus*, *Botriocephalum*, *Botriocephalus*; from *βοτρίον*, 'a small pit,' and *κεφαλή*, 'head,' *Tænia lata*, *T. vulgaris*, *Lumbri'cus latus*, *Plate'a*, *T. osculis lateralibus geminis*, *T. grisea*, *T. membrana'cea*, *T. tenella*, *T. dentata*, *T. humana inermis*, *Hal'ysis membrana'cea*, *T. prima*, *T. osculis lateralibus solitariis*, *T. aceph'ala*, *T. osculis superficialibus*, *T. à anneaux courts*, *T. non armé*, *Ver solitaire*, *Broad Tape worm*. Common in Switzerland, Russia, and some parts of France. It inhabits the intestines of man, and extends to an enormous length. A broken specimen has been obtained 60 yards long.—Goëze.

BOTHRION, *Bothrium*, from *βοθρος*, 'a pit, cavity,' &c. An *alveolus*, (q. v.) or small fossa. A small deep ulcer on the cornea.—Galen, *Paulus* of Ægina. See *Fossette*.

BOTHRUM, *Bothrion*, *Fossette*.

BOTHROS, *Fovea*.

BOTIN, *Terebinthina*.

BOTIUM, *Bronchocele*.

BOTOTHINUM. An obscure term, used by *Paracelsus* to denote the most striking symptom of a disease:—the *Flos morbi*.

BOTOU, *Pareira brava*.

BOTRIOCEPH'ALUS, *Botriocephalus*.

BOTRION, *Alveolus*.

BOTROPHIS SERPENTARIA, *Actæa racemosa*.

BOTRYS, *Chenopodium botrys*, see *Vitis vinifera*—b. *Ambrosioides*, *Chenopodium ambrosioides*—b. *Americana*, *Chenopodium ambrosioides*—b. *Anthelminticum*, *Chenopodium anthelminticum*—b. *Mexicana*, *Chenopodium ambrosioides*.

BOTTINE, (F.) *A thin boot or buskin*, *O'crea levi'or*. An instrument, which resembles a small boot, furnished with springs, straps, buckles, &c., and used to obviate distortions of the lower extremities in children.

BOTTLE NOSE, *Gutta rosea*.

BOUBALIOS, *Momordica elaterium*, *Vulva*.

BOUBON, *Bubo*.

BOUCAGE MAJEUR, *Pimpinella magna*—b. *Minor*, *Pimpinella saxifraga*—b. *Petit*, *Pimpinella saxifraga*.

BOUCHE, *Mouth*.

BOUCLEMENT, *Infubulation*.

BOUES DES EAUX, (F.) *Boues Minérales*. *Bal'nea Cæno'sa*. The mud or swamp, formed near mineral springs; impregnated with the substances contained in such springs, and consequently possessing similar properties. The *Boues* are applied generally and topically, in

France, at the springs of *St. Amand*, *Bagnères de Luchon*, *Bagnols*, *Barèges*; in the United States, at the *White Sulphur* in *Virginia*, &c.

BOUES MINÉRALES, *Boues des eaux*.

BOUFFE, (F.) The small eminence, formed by the junction of the two lips.—*Dulaurens*.

BOUFFISSURE, *Puffiness*.

BOUGIE, (F.) A wax candle: *Candel'ula*, *Candela*, *C. cerea*, *Candela medica*, *Cereum medicatum*, *Cereolus Chirurgo'rum*, *Dædion*, *Speculum cereum*, *Virga cerea*, *Cereolus*. A flexible cylinder, variable in size, to be introduced into the urethra, œsophagus, rectum, &c. for the purpose of dilating these canals, when contracted. A *Simple Bougie* is composed of solid and insoluble substances, as plaster, elastic gum, catgut, &c. It acts of course only mechanically.

BOUGIE, MEDICATED, (F.) *B. Medicamentuse*, has the addition of some escharotic or other substance to destroy the obstacle; as in the *Cautic Bougie*, which has a small portion of *Lunar Cautic* or *Common Cautic* inserted in its extremity. *Ducamp* has recommended a *Bougie*, which swells out near its extremity, for the better dilating of the urethra. This he calls *B. à ventre*. The *metallic Bougie*, invented by *Smyth*, is a composition of metal, allowing of great flexibility; and a *hollow Bougie* is one, with a channel running through it, to be used in the same manner as the catheter, or otherwise.

BOUILLIE (F.), *Pulvic'ula*, *Pap*, from (F.) *bouillir*, 'to boil.' Flour; beaten and boiled with milk. It is a common food for infants.

BOUILLON, (F.) from *bouillir*, 'to boil,' *Jus*, *Sorbet'io*. A liquid food, made by boiling the flesh of animals in water. The osmazome, gelatin, and soluble salts dissolve; the fat melts, and the albumen coagulates. *Bouillon* is nourishing, owing to the gelatin and osmazome. The *Jus de Viande* is a very concentrated *Bouillon*, prepared of beef, mutton, veal, &c.

BOUILLON, in common language, in France, means a round fleshy excrescence, sometimes seen in the centre of a venereal ulcer.

BOUILLON BLANC, *Verbascom nigrum*.

BOUILLONS MÉDICINAUX ou **PHARMACEUTIQUES**, *Medicinal* or *Pharmaceutic Bouillons*, contain infusions or decoctions of medicinal herbs. The *Bouillon aux herbes* is generally composed of *sorrel* or *beet*.

BOUILLON d'OS, (F.) *Bouillon from bones*, is obtained by treating bones with muriatic acid, in order to dissolve the earthy parts. The gelatin, which remains, is then boiled with a little meat and vegetables.—*D'Arctet*. *Bouillon*, however, can be easily obtained from the bones of roast meat by simple coction.

BOUILLONNEMENT, *Ebullition*.

BOUIS, *Buxus*.

BOULE D'ACIER, *Ferrum tartarizatum*—b. *de Mars*, *Ferrum tartarizatum*—b. *de Molsheim*, *Ferrum tartarizatum*—b. *de Nancy*, *Ferrum tartarizatum*.

BOULEAU COMMUN, *Betula alba*.

BOULIMIA, *Bulim'ia*, *Bulim'ius*, *Bulimus*, *Bulimos*, *Bulimiasis*, *Bolismo*, *Eclim'ia*, *Fames canina*, *Appetitus caninus*, *Appetentia canina*, *Adephagia*, *Cynorexia*, *Orex'is cynoides*, *Bup'ina*, *Bupe'ina*, *Phag'ina*, *Phaged'ina*, *Fames Bov'ina*, *F. Lup'ina*, from *βους*, 'an ox,' and *λιμος*, 'hunger;' or from *βη*,

augmentative particle, and *μικρ*, 'hunger,' (F.) *Boulimie*, *Fam canine*, *F. devorante*, *Polyphagie*. An almost insatiable hunger. A *canine appetite*. It is sometimes seen in hysteria and pregnancy; rarely under other circumstances.

BOULIMIE, *Boulimia*.

BOULOGNE, MINERAL WATERS OF. Boulogne is in the department of Pas-de-Calais, France. The waters are chalybeate.

BOUQUET ANATOMIQUE DE ROLAN, (F.) from *bouquet*, a collection of flowers or other substances tied together. A name given, by some anatomists, to the collection of ligaments and muscles, inserted into the styloid process of the temporal bone.

BOUQUET FEVER, *Dengue*.

BOURBILLON, see *Furunculus (core)*.

BOURBON-LANCY, MINERAL WATERS OF. Bourbon-Lancy is a small village in the department of Saône-et-Loire, France; where there are thermal saline springs, containing carbonic acid, chloride of sodium, and sulphate of soda, chloride of calcium, carbonate of lime, iron, and silica. Their heat is from 106° to 135° Fahrenheit.

BOURBON L'ARCHAMBAUT, MINERAL WATERS OF. This town is in the department of the Allier, six leagues west from Moulins, and has been long celebrated for its thermal chalybeate waters. They contain sulphohydric acid, sulphate of soda, magnesia, and lime, carbonate of iron, and silica. Their temperature varies between 136° and 145° Fahrenheit.

BOURBONNE-LES-BAINS, MINERAL WATERS OF. These springs are seven leagues from Langres, department of Haute-Marne, France. They are thermal and saline, and have been long celebrated. Temperature from 106° to 133° Fahrenheit. The *Factitious water*, (F.) *Eau de Bourbonne-les-Bains*, *Aqua Borvonen'sis*, is composed of water, containing twice its bulk of carbonic acid, f. ζxxxss; chloride of sodium, f. ʒj, chloride of calcium, gr. x. &c.

BOURBOULE, MINERAL WATERS OF A village near Mount d'Or, where there are two thermal saline springs.

BOURDAINE, *Rhamnus frangula*.

BOURDONNEMENT, *Tinnitus aurium*.

BOURDONNET, *Pulvillus*, *P. e linamen-tis confectus*, *P. rotundus*, *Dossil*. A term in French surgery for charpie rolled into a small mass of an olive shape, which is used for plugging wounds, absorbing the discharge, and preventing the union of their edges. In cases of deep and penetrating wounds, as of the abdomen or chest, a thread is attached to them by which they may be readily withdrawn, and be prevented from passing altogether into those cavities.

BOURGENE, *Rhamnus frangula*.

BOURGEON, Granulation, Papula—b. *Charnu*, Granulation.

BOURGEONS, *Gutta rosea*.

BOURRACHE, *Borago officinalis*.

BOURRELET, (F.) A *Pad*, a *Border*. A fibro-cartilaginous border, which surrounds certain articular cavities, such as the glenoid cavity of the scapula and the acetabulum; and by which the depth of those cavities is augmented.

BOURRELET ROULÉ, *Cornu ammonis*.

BOURSES, (LES), *Scrotum*.

BOURSOUFLURE, *Puffiness*.

BOUTON, Papula—b. *d'Alep*, see *Anthrax*—b. *Malin*, see *Anthrax*—b. *d'Or*, *Ranunculus acris*.

BOUTONNIÈRE, (F.) *Fissura*, *Incisio*.

A small incision made into the urethra to extract a calculus from the canal, when it is too large to be discharged.

Also, a small incision or puncture, made in the peritoneum, or above the pubis, to penetrate the bladder in certain cases of retention of urine.

BOVACHEVO, *Datura sanguinea*.

BOVILLÆ, *Rubeola*.

BOVISTA, *Lycoperdon*.

BOWEL, *Intestine*.

BOWLEGGED, see *Cnemosciosis*.

BOWMAN'S ROOT, *Euphorbia corollata*, *Gillenia trifoliata*, *Leptandria purpurea*.

BOXBERRY, *Gaultheria*.

BOX, MOUNTAIN, *Arbutus uva ursi*.

BOX TREE, *Buxus*, *Cornus Florida*.

BOXWOOD, *Cornus Florida*.

BOYAU, *Intestine*.

BRABYLON, *Prunum Damascenum*.

BRACHERIOLUM, *Truss*.

BRACHERIUM, *Truss*.

BRACHIAËUS, *Brachial*—b. *Internus*, *Brachialis anterior*.

BRACHIAL, *Brachialis*, *Brachiaëus*, from *Brachium*, 'the arm.' What belongs to the arm.

BRACHIAL APONEUROSIS. An aponeurosis, formed particularly by expansions of the tendons of the latissimus dorsi, pectoralis major, and deltoideus muscles, and which completely envelops the muscles of the arm.

BRACHIAL ARTERY, *Arteria brachialis*, *Humeral Artery*, (F.) *Artère ou Tronc brachial*. The artery, which extends from the axilla to the bend of the elbow; where it divides into *A. cubitalis* and *A. radialis*. It passes along the internal edge of the biceps, behind the median nerve and between the accompanying veins. Under the name *Brachial Artery*, M. Chaussier includes the subclavian, axillary, and humeral, the last being the *brachial prop.*

BRACHIAL MUSCLE, ANTERIOR, *Musculus Brachialis Anterior*, *Brachialis internus*, *B. antiëus*, *Brachiaëus*, *Brachiaëus internus*, (F.) *Muscle brachial interne*, *Huméro-cubital*—(Ch.) This muscle is situate at the anterior and inferior part of the arm, and before the elbow-joint. It arises, fleshy, from the middle of the os humeri, and is inserted into the coracoid process of the ulna. *Use*. To bend the forearm.

BRACHIAL PLEXUS, *Plexus Brachialis*, is a nervous plexus, formed by the interlacing of the anterior branches of the four last cervical pairs and the first dorsal. It is deeply seated in the hollow of the axilla, and extends as far as the inferior and lateral part of the neck. It gives off the *thoracic nerves*, *supra* and *infra scapular*, and the *brachial* (which are six in number,) the *axillary*, *cutaneous*, *musculo-cutaneous*, *radial*, *cubital*, and *median*.

BRACHIAL VEINS are two in number, and accompany the artery, frequently anastomosing with each other: they terminate in the axillary. Under the term *Brachial Vein*, Chaussier includes the humeral, axillary, and subclavian.

BRACHIALE, Carpus.

BRACHIALIS, Brachial—b. Anticus, Brachial muscle—b. Externus, see Triceps extensor cubiti—b. Internus, Brachial muscle.

BRACHIERIUM, Truss.

BRACHILE, Truss.

BRACHIO-CEPHALIC ARTERY, Innominata arteria—b. Veins, Innominatæ venæ.

BRACHIO-CUBITAL, *Brachio-cubitalis*. That which belongs both to the arm and cubitus. This name has been given to the internal lateral ligament at the elbow-joint; because it is attached to the os brachii or os humeri and to the cubitus or ulna.

BRACHIOCYLLO/SIS, from βραχιων, 'the arm,' and κυλλωσις, 'the act of making crooked.' Curvature of the arm inwards. Paralysis or loss of power from curvature of the arm.

BRACHION, Brachium.

BRACHION/CUS, from βραχιων, 'the arm,' and ογκος, 'a swelling.' A tumour of the arm.

BRACHIO-RADIAL, *Brachio-radialis*. That which belongs to the brachium and radius. This name has been applied to the external lateral ligament of the elbow-joint, because it is attached to the humerus and to the radius. See Supinator radii longus.

BRACHIORRHEU/MA, *Rheumatis' mus brachii*, from βραχιων, 'the arm,' and ρευμα, 'defluxion, rheumatism.' Rheumatism of the arm.

BRACHIOROLUM, Truss.

BRACHIUM, *Brachion, Lacer'tus*, (F.) *Bras*, the arm. The arm from the shoulder to the wrist, or the part between the shoulder and elbow. See Humeri Os.

BRACHIUM MOVENS QUARTUS, Latissimus dorsii.

BRACHUNA, Nymphomania, Satyriasis.

BRACHYAU/CHEN, from βραχυς, 'short,' and αυχης, 'neck.' One who has a short neck.

BRACHYCHRONIUS, from βραχυς, 'short,' and χρονος, 'time.' That which continues but a short time. A term applied to diseases which are of short duration.—Galen.

BRACHYGNATHUS, from βραχυς, 'short,' and γναθος, the 'under jaw.' A monster with too short an under jaw.—Gurlt.

BRACHYNSIS, Abbreviation.

BRACHYPNŒA, Dyspnœa.

BRACHYPOTI, from βραχυς, 'short,' and ποτης, 'drinker.' They who drink little, or who drink rarely. Hippoc., Galen, Foësius.

BRACHYRHYNCHUS: from βραχυς, 'short,' and ρυγχος, 'snout.' A monster with too short a nose.

BRACHYSMOS, Abbreviation.

BRACING, Corroborant.

BRADYÆSTHESIA, from βραδύς, 'difficult,' and αισθησις, 'sensation.' Impaired sensation.

BRADYBOLIS/MUS, Bradyspermatismus.

BRADYECOLA, Deafness.

BRADYLOGIA, *Dyslalia*; from βραδύς, 'difficult,' and λογος, 'a discourse.' Difficulty of speech.

BRADYMASESIS, *Bradymasse'sis*, improperly *Bradymaste'sis*, *Manducatio diffic'ilis*, from βραδύς, 'difficult,' and μασησις, 'mastication.' Difficult mastication. See Dysmasesis.

BRADYMASTESIS, Bradymasesis.

BRADYPEPSIA, *Tarda cibo'rum concoctio*, from βραδύς, 'slow,' and πεπτα, 'I digest.' Slow digestion.—Galen. See Dyspepsia.

BRADYSPERMATIS/MUS, *Bradybolis'mus, Ejacula'tio sem'inis impedita, Dyspermatis'mus*, from βραδύς, 'slow,' and σπέρμα, 'sperm.' A slow emission of sperm.

BRADYSURIA, *Tenes'mus vesicæ*, (F.) *Tenesme vésical*, from βραδύς, 'difficult,' and ουρητιν, 'to pass the urine.' Painful evacuation of the urine, with perpetual desire to void it. Dysuria (q. v.)

BRADYTOCIA, Dystocia.

BRAGGET, *Braggart, Bragwort*. A name formerly applied to a tisan of honey and water. See Hydromeli.

BRAI, LIQUIDE, see Pinus sylvestris—b. Sec, Colophonias.

BRAIN, Cerebrum—b. Little, Cerebellum.

BRINE, MINERAL WATERS OF. Braine is a small village, three leagues from Soissons, France, which has purgative waters similar to those of Passy.

BRAKE, COMMON, Pteris Aquilina—b. Rock, Polypodium vulgare—b. Root, Polypodium vulgare.

BRAMBLE, AMERICAN HAIRY, see Rubus fruticosus—b. Common, Rubus fruticosus.

BRAN, Furfur.

BRANC-URSINE BÂTARDE, Heracleum spondylium.

BRANCA URSINA, Acanthus mollis—b. Germanica, Heracleum spondylium.

BRANCH, from (F.) *Branche*, originally probably from βραχιων, 'an arm,' (?) because branches of trees, &c., go off like arms. A term applied, generally, to the principal division of an artery or nerve. The word is commonly used synonymously with *Ramus*; but often, with the French, *Branche* signifies the great division;—*Rameau*, Lat. *Ramus*, the division of the branches; and *Ramuscules*, Lat. *Ramusculi*, the divisions of these last.

The French, also, speak of the *branches* of the pubis, for the *Rami* of that bone, *branches* of the ischium, for the *rami* of the ischium, &c.

BRANCHES DE LA MOËLLE ALLONGÉE (*PETITES*) Corpora restiformia.

BRANCHI, *Branchea*. Swellings of the tonsils, or parotid, according to some;—of the thyroid gland, according to others.

BRANCHUS, βραγχος, *Rauce'do* (q. v.) A catarrhal affection of the mucous membrane of the fauces, trachea, &c.—Galen. Hoarseness.

BRANCI, Cynanche tonsillarlis.

BRANCIA, Vitrum.

BRANDY. (G.) Brantwein, Dutch, Brandwijn, 'burnt wine.' *Vinum adustum seu crem'atum, Aqua Vita*, (F.) *Eau de vie*, (S.) *Aguardiente*. The first liquid product obtained by distilling wine. It is composed of water, alcohol, and an aromatic oily matter, which gives it its flavour. Brandy is a powerful and diffusible stimulant, and as such is used in medicine. It has been also called *Liquor Aquile'gius*. See Spirit.

BRANDY, APPLE, see Pyrus malus.

BRANKS, Cynanche parotidæa.

BRANKURSINE, Acanthus mollis.

BRANNTWEIN, Brandy.

BRAS, Brachium—b. *du Cervelet*, Corpora restiformia.

BRASÉGUR, MINERAL WATERS OF. Braségur is a place in the diocess of Rhodéz, where there are cathartic waters.

BRASENIA, B. Hypopeltis.

BRASENIA HYDROPEL'ITIS, *Bras'nia, Gelat'ina aquat'ica, Frogleaf, Little Water Lily, Water Jelly, Deerfood*. An indigenous plant, *Nat. Ord.* Ranunculaceæ, *Sex. Syst.* Polyandria Polygynia, flourishing from Carolina to Kentucky and Florida; and covering the surface of ponds, marshes, &c. The fresh leaves are mucilaginous, and have been used in pulmonary complaints, dysentery, &c., like *Cetraria*.

BRASH, WATER, Pyrosis.

BRASH, WEANING, Atroph'ia Ablactato'rum. A severe form of diarrhœa, which supervenes at times on weaning. The *Maladie de Cruveilheir* appears to be a similar affection.

BRASILETTO, see *Cæsalpinia*.**BRASIMUM**, Malt.**BRASMOS**, Fermentation.

BRESS, Sax. bnyr, Welsh, prës. Aurichal'cum, Orichal'cum, Æscavum, Chrysochal'cos, (F.) *Airain*. A yellow metal, formed by mixing copper with calamine. The same general remarks apply to it as to copper. See *Cuprum*.

BRAS'SICA, Crambæ, κραιβη, Bras'sica ole'ra'cea: B. capita'ta seu cuma'na of the old Romans. The Cabbage, (F.) *Chou potager, Family, Cruciferae. Sex. Syst. Tetradynamia Siliquosa*. Cato wrote a book on its virtues. It is a vegetable by no means easy of digestion when boiled; when raw, it appears to be more digestible. When forming a solid globular mass, like a head, it is the *B. Capita'ta*, (F.) *Chou-Cabus, Chou Pommé*.

BRASSICA CANINA, Mercurialis perennis.

BRAS'SICA ERU'OA, Eru'ca, Garden Rocket, Roman Rocket, &c. (F.) Chou Roquette, Roquette. This was considered by the Romans, an aphrodisiac,—*Columella*. The seeds were ordinarily used.

BRAS'SICA FLOR'IDA,—Bras'sica Pompeia'na of the ancients—the *Cauliflower, Caulis Florida*, (F.) *Chou-fleur*, is a more tender and digestible variety.

The *Broccoli, B. Sabel'lica* of the Romans, *B. Ital'ica*, belongs to this variety.

BRASSICA MARINA, Convolvulus soldanella—b. Pompeiana, Brassica Florida.

BRAS'SICA NAPUS, Napus Sylvestris, Bunnias, Rape, (F.) Navette. The seed yields a quantity of oil.

BRASSICA NIGRA, Sinapis nigra.

BRAS'SICA RAPA, Rapa rotun'da, Rapum majus, Rapa napus, Turnip, (F.) Chou navet, Navet, Rave. The turnip is liable to the same objection (but to a less extent) as the cabbage.

BRATHU, Juniperus sabina.**BRATHYS, Juniperus sabina.****BRAYER, Truss.**

BRAYERA ANTHELMINTICA, Hagenia Abyssinica.

BRAZIL WOOD, Cæsalpinia echinata.**BREAD, see Triticum.**

BREAD, GLUTEN. Bread made of wheat dough deprived of the chief portion of its starch by washing. Bread, made of gluten only, cannot be eaten on account of its hardness and toughness; hence, one fifth of the normal quantity of starch is allowed to remain, and in this form the bread is said to be tolerably light, eatable, and moderately agreeable.

BREAD, HOUSEHOLD, Syncomistos.**BREAD-FRUIT TREE, Artocarpus.**

BREAST, Thorax, Mamma—b. Abscess of the, Mastodynia apostematosa.

BREAST-GLASS, Milk-glass. A glass applied to the nipple to receive the milk when secreted copiously by the mamma.

BREAST-PANG, SUFFOCATIVE, Angina pectoris.

BREAST-PUMP, Antlia lactea.

BREATH, Sax. bræþe, Hal'itus, Anhel'itus, An'imus, Spir'itus, At'mos, (F.) Haleine. The air expelled from the chest, at each expiration. It requires to be studied in the diagnosis of thoracic diseases especially.

BREATH, OFFENSIVE; Fætor Oris, Cacostomatospher'ia, Hal'itus oris foetidus, Oze. An offensive condition, which is usually dependent upon carious teeth, or some faulty state of the secretions of the air passages. The internal use of the chlorides may be advantageous.

BREATH, SHORT, Dyspnoea.

BREATHING, DIFFICULTY OF, Dyspnoea.

BRECHET, (F.) The Brisket. This name is given in some parts of France to the *cartilago ensiformis*, and sometimes to the sternum itself.

BRECHMA, Bregma.**BRECHMUS, Bregma.**

BRÉDISSURE, (F.) Trismus Capistratus. Incapacity of opening the mouth, in consequence of preternatural adhesion between the internal part of the cheek and gums; often occasioned by the abuse of mercury.

BREDOUILLEMENT, (F.) Titubant'ia.

A precipitate and indistinct mode of utterance, in which a part only of the words is pronounced, and several of the syllables viciously changed. This defect is analogous to stuttering, but differs from it in being dependent on too great rapidity of speech; whilst stuttering is characterized by continual hesitation, and frequent repetition of the same syllables.

BREGMA, Brechma, Brechmus, from βρεχ'ειν, 'to sprinkle; Fontanell'a, (q. v.) Sin'ciput (q. v.) The top of the head was thus called, because it was believed to be humid in infants; and, according to some, because it was conceived to correspond to the most humid part of the brain.

BRENNING, Burning.**BREPHOCTONON, Conyza squarrosa.**

BREPHOTROPHE'UM, Ecthelobrephotrophe'um, from βρεφ'ος, 'a new born child, and τροφ'ειν, 'to nourish.' A foundling hospital.

BRÉSILLET, Cæsalpinia sappan.

BRE'VIA VASA, Short Vessels. This name has been given to several branches of the splenic arteries and veins, which are distributed to the great *cul-de-sac* of the stomach.

BREVIS CUBITI, see Anconeus.

BRICK, (F.) Brique. Hot bricks are sometimes used to apply heat to a part, as to the abdomen in colic, or after the operation for popliteal aneurism; or, reduced to very fine powder, and mixed with fat, as an application to herpetic and psoric affections.

BRICKS, For'na'cea Testa or Tiles, were formerly bruised in vinegar, and the liquid was used as a specific in cutaneous affections. They entered, also, into a cerate used for scrofulous humours, &c. To the *Terra For'na'cum*, or *Brick earth*, the same virtues were assigned.

BRICUMUM, Artemisia.

BRIDE, (F.) A bridle. *Frænulum, Retinaculum*. This term is given, in the plural, to membranous filaments, which are found within abscesses or deep-seated wounds, and which prevent the exit of pus. The term is, also, applied to preternatural adhesions, which occur in cicatrices of the skin, in the urethra, or in inflamed serous or synovial membranes.

BRIER, WILD, *Rosa canina*.

BRIGHT'S DISEASE OF THE KIDNEY, see Kidney, Bright's disease of the.

BRIGHTON, CLIMATE OF. The air of this fashionable watering place, on the south coast of England, is dry, elastic, and bracing: According to Sir James Clark, its climate appears to the greatest advantage in the autumn and early part of the winter; when it is somewhat milder and more steady than that of Hastings. Accordingly, it is adapted for all cases in which a dry and mild air at this season of the year proves beneficial. In the spring months, owing to the prevalence of, and its exposure to, north-east winds, the climate is cold, harsh, and exciting to the delicate. It is well adapted for convalescents, and for all who require a dry and bracing sea air.

BRIMSTONE, Sulphur.

BRINE, Muria.

BRINTON ROOT, *Leptandria purpurea*.

BRION, Corallina.

BRIQUE, Brick.

BRIQUEBEC, MINERAL WATERS OF. This town is three leagues from Cherbourg, in France. The water contains chloride of iron.

BRISE-PIERRE ARTICULE, (F.) An instrument invented by Jacobson for crushing the stone in the bladder.

BRISTOL HOT WELL, *Bristolien'sis Aqua*. Bristol is about thirteen miles from Bath, in England. The water is an almost pure thermal; slightly acidulated. It contains chlorides of magnesium and sodium, sulphate of soda, sulphate of lime, carbonate of lime, carbonic acid, oxygen and azote. Temperature, 74° Fah. The *Hot Well* has been long celebrated. Its action is like that of the thermal waters in general. The climate of Bristol is mild, and hence the water has been celebrated for the cure of incipient pulmonary consumption. See Clifton.

BRIZOCERAS, Ergot.

BROAD, *Sax. βραο, Latus*, (F.) *Large*. Any body is so termed whose transverse extent is considerable compared with its length. The *Broad Bones*, such as the frontal, parietal, occipital, iliac, aid in forming the parietes of splanchnic cavities. *Broad Muscles* generally occupy the parietes of cavities, and especially those of the chest and abdomen. The epithet has also been applied to other parts—as to the *broad ligaments of the womb*, &c.

BROCCOLI, *Brassica sabellica*.

BROCHOS, *βροχος, Laqueus*, (q. v.) A bandage.

BROCH'THUS, *βροχθις, Gula*. The throat. Also, a kind of small drinking vessel.—Hipp.

BROCHUS, *βροχος*. This name has been given to one who has a very prominent upper lip.—Castelli. According to others, it means one whose teeth project in front of the mouth.

BRO'DIUM. A synonym of *Jus* or *Jusculum*. Broth, or the liquor in which any thing is boiled. *Bro'dium salis*—a decoction of salt.

BROIEMENT, see Cataract.

BROKEN DOSES, see Doses, broken.

BROKEN-WINEDNESS, Asthma.

BROMA, Aliment, Bromine.

BROMATOECCRISIS, Lientery.

BROMATOGRAPHY, *Bromatograph'ia, Bromog'raphy, Bròmog'raph'ia*, from *βρωμα*, 'food,' and *γραφειν*, 'a description.' A description of aliments.

BROMATOL'OGY, *Bromatolog'ia, Sittiol'ogy*, from *βρωμα*, 'food,' and *λογος*, 'a discourse.' A treatise on food.

BROME, Bromine.

BROME'LIA ANA'NAS, called after Olaus Bromel, a Swede. *Car'duus Brazilia'nus, Ana'nas acosta'e ova'tæ seu aculea'tus, Ana's'sa, Capa-Isiak'ka, Ana'nas*, or *Pine Apple*. A West India tree, which produces the most delicious of fruits.

BROME'LIA PINGUIN, *Ana'nas-America'na, Pinguin, Broad-leaved wild Ana'nas*, &c. The West India plant, which affords the *Pinguin* fruit. The fruit is refrigerant, and the juice, when ripe, very austere. It is used to acidulate punch. A wine is made from the *Pinguin*, which is very intoxicating, and has a good flavour.

BROMIDE OF IRON, see Bromine—b. of Mercury, see Bromine—b. of Potassium, see Bromine.

BROMIDRO'SIS, from *βρωμος*, 'stench,' and *ιδρως*, 'sweat.' Offensive sweat.

BROMINE, *Bro'minum, Bromin'ium, Bro-ma, Bromin'eum, Bro'mium, Bro'mina, Bromum, Mu'rina, Muride, Brome*. A simple body, of a very volatile nature, and highly offensive and suffocating odour, whence its name, from *βρωμος*, 'a stench.' It is met with chiefly in seawater, and in many animal and vegetable bodies that live therein. It has likewise been found in many mineral waters of this and other countries. In its chemical relations, it may be placed between chlorine and iodine. With oxygen it forms an acid, the *Bromic*, and with hydrogen another—the *Hydrobromic*.

PURE BROMINE, **BROMIDE OF IRON**, (dose gr. i or ij) and **BROMIDE OF POTASSIUM**, *Hydrobromate of Potassa*, (F.) *Bromure de potassium*, (dose gr. iv to viij in the day), have been used medicinally, and chiefly in scrofulosis,—internally, as well as applied externally. Bromine may be dissolved in forty parts of distilled water, and six drops be commenced with as a dose. **BROMIDES OF MERCURY** (*Hydrargyri Bromida*) have been given in syphilis. The *protobromide* and the *bibromide* are analogous in composition and medicinal properties to the corresponding iodides of mercury.

BROMOGRAPHY, Bromatography.

BROMOS, *βρωμος*. One of the cerealia, supposed, by some, to be oats. See *Avena*.

BROMOSUS, Fetid.

BRONCHES, Bronchia—*b. Ganglions lymphatiques des*, Bronchial glands.

BRON'CHIA, *Bron'chia, Bronchi*, from *βροχος*, 'the throat.' The Latins used the term *Bronchus*, for the whole of the trachea; whilst they called its ramifications *Bronchia*. *Bronchia, Bronchia, and Bronchi*, (F.) *Bronches*, now mean the two tubes, with their ramifications, which arise from the bifurcation of the trachea, and carry air into the lungs,—*Can'nula pulmonum*.

BRONCHIA, DILATATION OF THE, Dilated Bronchia. The physical signs of this condition are the following:—*Percussion* usually clear, but not infrequently less so than natural, although very seldom quite dull. *Auscultation* detects coarse mucous or gurgling rhonchi, increased by the cough, combined with, or replaced by, bronchial or cavernous respiration, which is often effected as if by a sudden puff or whiff. The resonance of the voice is increased, but it seldom amounts to perfect pectoriloquy. The most common situations for dilated bronchia are the scapular, mammary, or lateral regions. They are almost always confined to one side.

BRONCHIA, OBLITERATION, OR COMPRESSION OF THE. The inspiratory murmur on auscultation is weaker or wholly suppressed over a limited portion of the chest; the expiration is generally more distinct and prolonged: all the other conditions are natural.

BRONCHIAL, Bronchic, Bronchia'lis, Bronchicus. That which relates to the bronchia.

BRONCHIAL ARTERIES, (F.) Artères Bronchiques. These are generally two in number, one going to each lung. They arise from the thoracic aorta, and accompany the bronchia in all their ramifications.

BRONCHIAL CELLS, (F.) Cellules bronchiques. The *Air-cells*; the terminations of the bronchia.

BRONCHIAL COUGH, (F.) Toux bronchique, T. tubaire. This generally accompanies bronchial respiration. They both indicate obstruction to the entrance of air into the air-cells.

BRONCHIAL GLANDS, Glan'dulae Vesalia'nae, glands of Vesalius, (F.) Glandes bronchiques or *Ganglions lymphatiques des bronches*, are numerous glands of an ovoid shape; of a reddish hue in the infant, and subsequently brown and black, seated in the course of the bronchia. Their functions are unknown. The bronchial glands may be presumed to be affected by scrofulosis, when, in addition to the existence of tumours in the neck, percussion gives a dull sound under the upper and central part of the sternum, whilst there is no appreciable lesion of the lungs.

BRONCHIAL NERVES, (F.) Nerfs Bronchiques, are furnished by the two pulmonary plexuses.

BRONCHIAL PHTHISIS, see Phtisis bronchial—b. Respiration, see Murmur, respiratory.

BRONCHIAL VEINS arise from the last divisions of the arteries of the same name, and pass, on the right side, into the vena azygos; on the left, into the superior intercostal.

BRONCHIC, Bronchial.

BRONCHIECTASIS, Dilatatio bronchio'rum, from *βρογχος*, 'a bronchus,' and *εκτασις*, 'dilatation.' Dilatation of one or more bronchial tubes.

BRONCHITIS, Bronchitis.

BRONCHITE CONVULSIVE, Pertussis.

BRONCHITIS, Bronchi'tis, Inflammatio bronchio'rum, Catar'rhus Pulmo'num, C. bronchio'rum, Pleuri'tis hū'mida, P. bronchia'lis, Bronchos'tasis, Pul'monary Catarrh, Angi'na bronchialis, (F.) Inflammation des Bronches. Inflammation of the lining membrane of the bronchial tubes. This is always more or less present in cases of pulmonary catarrh; and is accompanied by cough, mucous expectoration, dyspnoea, and more or less uneasiness in breath-

ing. The acute form is accompanied with all the signs of internal inflammation, and requires the employment of antiphlogistics followed by revulsives. The chronic form, *Tussis senilis, Catar'rhus senilis, Rheuma catarrha'le, Peripneumonia notha* (q. v.) *Bronchorrhœa acuta, Winter cough, Chronic Catarrh,* may be confounded with phthisis; from which it must be distinguished mainly by the absence of hectic fever and of the physical signs that are characteristic of the latter, as well as by the nature of the expectoration, which is generally mucous, although at times muco-purulent. When the expectoration is little or none, the bronchitis is said to be *dry, dry catarrh, (F.) Catarrhs Sec.*

When bronchitis affects the smaller tubes, it is termed *capillary bronchitis, bronchitis capilla'ris, broncho'acē infanti'lis* (?), and is often fatal to children.

BRONCHITIS, Catarrh—b. Asthenica, Peripneumonia notha—b. Capillary, see Bronchitis—b. Conyulsiva, Pertussis—b. Membranacea, Polypus bronchialis—b. Plastic, Polypus bronchialis—b. Pseudomembranous, Polypus bronchialis—b. Summer, Fever, hay.

BRONCHIUS, Sterno-thyroideus.

BRONCHLEMMITIS, Polypus bronchialis.

BRONCHOCACE, Peripneumonia notha—b. Infantilis, see Bronchitis.

BRONCHO-CATARRHUS, Catarrh,

BRONCHOCELE, from βρογχος, 'a bronchus,' and κηλη, 'tumour.' An inaccurate name for the affection which is called, also, *Bo'chium, Botium, Hernia gutturis, Guttur tu'midum* seu *globo'sum, Trachelophy'ma, Hernia guttura'lis, Thyrocele, Thyroce'le, Tracheoc'le, Thyremphra'cis, Thyreophra'cia, Thyreon'cus, Thyron'cus, Deiron'cus, Deron'cus, Thyrophra'cia, Gossium, Gotium, Excechebron'cius, Gongrona, Struma, Glans, Bo'cium, Hernia bronchia'lis, Tracheloc'le, Tuber gutturo'sum, Gutte'ria, &c., the Derbyshire neck, Swelled neck, Wen, Goutre, &c., (F.) Gôtre, Gouëtre, Hypertrophie du Corps Thyroïde, Grosse Gorge, Gros Cou.* This is no rupture, but consists of an enlargement of the thyroid gland. It is common at the base of lofty mountains in every part of the world; and has been supposed to be owing to the drinking of snow-water, but it occurs where there is no snow. The tumour is sometimes very extensive. Iodine has great power over it, and will generally occasion its absorption, when the case has not been of such duration as to have ended in a cartilaginous condition.

BRONCHOCEPHALITIS, Pertussis.

BRONCHOPHONY, Resonance.

BRONCHOPLASTIC, Bronchoplasticus; from *βρογχος*, 'a bronchus,' and *πλαστος*, 'I form.' An epithet given to the operation for closing fistulæ in the trachea.

BRONCHOPNEUMONIA, from βρογχος, 'a bronchus,' and Pneumonia. Inflammation of the bronchia and lungs.

BRONCHOPHONY, Resonance.

BRONCHORRHEA, (F.) Bronchorrhœe, Catar'rhé pituiteux, Phlegmorrhagie pulmonaire, Flux bronchique, from *βρογχος*, 'bronchus,' and *ρεια*, 'I flow.' An increased secretion of mucus from the air passages, accompanied or not by inflammation:—a gleet (q. v.) as it were, of the pulmonary mucous membrane.

BRONCHORRHEA ACUTA, Bronchitis (chronic.)

BRONCHOSTASIS, Bronchitis.

BRONCHOTOME, *Bronchot'omus*, from *βρογχος*, and *τεμνειν*, 'to cut.' A kind of lancet, with a blunt and rounded point, mounted on a handle, and fitted to a canula, which passes in along with it, and is allowed to remain in the opening made in the trachea.

BRONCHOT'OMY, *Bronchotom'ia*, (F.) *Bronchotomie*. Same etymology. A surgical operation, which consists in making an opening either into the trachea, (*Tracheot'omy*;) into the larynx, (*Laryngot'omy*;) or into both, (*Tracheo-laryngot'omy*;) to extract foreign bodies or to permit the passage of air to the lungs. These different parts are divided transversely or vertically, according to circumstances.

BRONCHUS, Trachea.

BROOKLIME, *Veronica beccabunga*.

BROOM, *Sophora tinctoria*, *Spartium scoparium*—b. Butcher's, *Ruscus*—b. Clover, *Sophora tinctoria*—b. Indigo, *Sophora tinctoria*—b. Rape, of Virginia, *Orobanche Virginiana*—b. Spanish, *Spartium junceum*—b. Yellow, *Sophora tinctoria*.

BROSSARDIÈRE, MINERAL WATERS OF. Brossardièrre is a chateau in Bas-Poitou, France. The waters contain carbonates of iron and lime, chloride of sodium, and sulphate of lime. They are aperient.

BROSSE, Brush.

BROUILLARD, Caligo.

BROUS-SAIST. One who is a believer in, and professor of, the physiological and pathological opinions of Broussais. The system itself was called BROUSSAISM or the *Physiological Doctrine*.

BROW, Front—b. Ague, Neuralgia frontalis.

BROWN RED, Colcothar.

BROWNIAN, *Browno'nian*, *Bruno'nian*. Relating to the system or opinions of John Brown.

BROWNIISM, *Bru'nomism*, *Bruno'nianism*. The doctrines of Brown.

BROWNIST, *Browno'nian*, *Bruno'nian*. A follower of the system of Brown.

BRUCEA ANTI-DYSENTERICA. Called after Bruce, the Abyssinian traveller. *B. ferruginea*, *Augustura spuria*, (F.) *Fausse Angustura*, *A. Ferrugineuse*. The systematic name of the plant whence is obtained the false *Angustura Bark*. It affords *Brucia*.

BRUCIA, *Brucine*.

BRUCINE, *Bru'cia*, *Bru'cia*, *Bru'cium*, *Bru'cium*, *Pseudangusturinum*, *Vom'icium*. An organic, salifiable base, discovered in the false *Angustura*—*Brucea anti-dysenterica*, and obtained from *Strychnos nux vomica*. It is of a pearly white; crystallizes in oblique prisms with a parallelogrammatic base; is very bitter, slightly acrid and styptic, and soluble in water, but more so in alcohol. *Brucia* is a less active poison than *strychnia*. It resembles it, however, and may be used as a substitute for it and for the extract of *nux vomica*. Dose, half a grain.

BRUCKENAU, MINERAL WATERS OF. These springs are in Bavaria, and contain carbonic acid and iron.

BRUCOURT, MINERAL WATERS OF. Brucourt is three leagues and a half from Caen in Normandy. The waters contain carbonic acid, chloride of sodium, and sulphate of soda, much sulphate of lime, &c.

BRUISE, Contusion.

BRUISEWORT, *Bellis saponaria*.

BRUISSEMENT, (F.) *Frem'itus*. This word has much the same signification as *Bourdonnement*, (q. v.) as well as *Bruit*.

BRUIT, (F.) 'Sound,' (q. v.) A French term applied to various sounds heard on percussion and auscultation, viz.

BRUIT DE CRAQUEMENT, *B. de Tiraillement*, *Bruit de cuir neuf*, 'sound of crackling, or bursting, or of new leather.' A sound produced by the friction of the pericardium, when dried and roughened by inflammation.

BRUIT DU CŒUR FŒTAL, *Battemens doubles*; *Double bruit du Cœur du Fœtus*. The pulsations of the foetal heart heard in auscultation in the latter half of utero-gestation.

BRUIT DE CUIR NEUF, *Bruit de craquement*.

BRUIT DE DIABLE, *Roulement de Diable*, *Bruit de souffle à double courant*, 'noise of the diable or humming-top.' *Venous Hum*. A high degree of *Bruit de souffle*, heard on auscultating the arteries. It denotes an impoverished state of the blood.

BRUIT DOUBLE DU CŒUR DU FŒTUS, *Bruit du Cœur fœtal*—b. *de Frôlement*, see *Frôlement*.

BRUIT DE FROTTEMENT ASCENDANT ET DESCENDANT, 'Sound of friction of ascent and descent.' Sounds produced by the rubbing of the lung against the parietes of the chest, as it rises and falls during inspiration and expiration. They are distinctly heard in pleuritis, when the pleura has become roughened by the disease. *Friction sounds* or *To-and-fro sounds* are also heard in pericarditis and peritonitis.

BRUIT HUMORIQUE, *B. Hydropneumatique*. The sound afforded on percussion when organs are filled with liquid and air.

BRUIT HYDROPNEUMATIQUE, *Bruit humorique*.

BRUIT MUSCULAIRE. The sound accompanying the first sound of the heart, referred by some to muscular contraction. Called, also, *Bruit rotatoire*, in consequence of its having been thought to resemble the rumbling of distant wheels.

BRUIT MUSICAL, *Sifflement modulé*.

BRUIT DE PARCHEMIN. 'Parchment tone.' A sound as if produced by two sheets of parchment applied to each other. It is said to be produced by thickening and rigidity of the valves of the heart.

BRUIT PLACENTAIRE, *B. de soufflet placentaire*, *B. utérin*, *Souffle utérin*, *Souffle placentaire*, *Placental bellows' sound*, *Uteroplacental murmur*, *Uterine murmur*. The bellows' sound heard on auscultating over the site of the placenta in a pregnant female. It does not appear to be owing to the placental vessels; but to the uterine tumour pressing upon the large vessels of the mother.

BRUIT DE POT FÊLÉ; 'Sound of a cracked vessel.' This sound is heard on percussion, when a cavern in the lungs is filled with air, and has a narrow outlet.

BRUIT DE RACLEMENT, 'Sound of scraping.' A sound produced by the scraping of hard, solid membranes, as the pericardium, against each other.

BRUIT DE RÂPE, 'Sound of a rasp.' A

sound heard during the contraction of either the auricles or ventricles. It is constant; and the contraction of the cavity is more prolonged than natural, and emits a hard, rough, and—as it were—stifled sound.

It indicates contraction of the valvular orifices by cartilaginous deposits, or ossification, and is better heard near the apex of the heart, if the auriculo-ventricular valves be concerned, —near the base if the semilunar valves be the seat of the disease.

BRUIT ROTATOIRE, *Bruit musculaire*.

BRUIT DE SCIE, or 'saw-sound,' and

BRUIT DE LIME à BOIS, or 'file-sound,' resemble the *Bruit de Râpe*, (q. v.)

BRUIT DE SOUFFLE à DOUBLE COURANT, *Bruit de Diable*.

BRUIT DE SOUFFLET, *Bruit de Souffle*, 'bellows' sound,' 'blowing sound.' A sound like that of a bellows, heard occasionally by the ear applied to the chest during the contraction of the ventricles, auricles, or large arteries. It coexists with affections of the heart, but is heard, also, without any disease in that organ, —whenver, indeed, an artery is compressed. An *Encephalic bellows' sound*, has been described by Drs. Fisher and Whitney. It is heard on applying the ear to the occiput or to the top of the head; and is considered to indicate turgescence of vessels, or inflammation. When such turgescence exists, the vessels are compressed, and the compression gives rise to the sound in question.

BRUIT DE SOUFFLET PLACENTAIRE, *Bruit placentaire*—*b. de Tiraillement*, *Bruit de craquement*.

BRUIT DE TAFFETAS. 'Sound of Taffeta.' '*Sarcenet sound*.' A respiratory sound so named, by M. Grisolle, from its resembling the sound caused by the tearing of a piece of taffeta; and which he considers to indicate hepatization of the lung limited to the surface in pneumonia.

BRUIT TYMPANIQUE, 'Tympanic sound.' The clear sound afforded by percussing the stomach and intestines when containing air.

BRUIT UTÉRIN, *B. placentaire*.

BRULURE, Burn.

BRUNELLE, Prunella.

BRUNNER'S GLANDS, *Brunneri Glandulae*, *Glandula solitaria*, *Solitary glands*, *Solitary follicles*, *Second pancreas*. Muciparous follicles of a small size, seated between the mucous and muscular coats of the stomach, along the two curvatures of that organ, and in the small intestines, especially the duodenum; so called from their discovery having been generally attributed to Brunner. The solitary intestinal follicles are usually known, at the present day, as the glands of Brunner, although Brunner restricted the latter term to the glands of the duodenum.

BRUNONIAN, Brownian.

BRUNONIANISM, Brownism.

BRUNUS, Erysipelas.

BRUSCUS, Ruscus.

BRUSH, *Scopula*, (F.) *Brosse*. A well known instrument, used in medicine chiefly for the following purposes. 1. To clean the teeth. 2. To remove the saw-dust, which adheres to the teeth of the trephine, during the operation of trephining. 3. To rub the surface of the body, for the purpose of exciting the skin, and

favouring transpiration. Westring, a Swedish physician, has recommended metallic brushes for the purpose of conveying galvanism to a part. These brushes consist of a plate of ebony fitted to another of gold, in which threads of the same metal are fixed;—the brush being connected with one of the poles of the galvanic pile.

BRUSH, STOMACH, *Excusia ventriculi*.

BRUTA, *Juniperus sabina*.

BRUTIA. A sort of thick pitch, obtained from Brutia in Italy. From the *Piz Brutia* was obtained the *Oleum Picinum*.

BRUTIA, Instinct.

BRUTINO, Terebinthina.

BRUXANELI. A Malabar tree, the bark and leaves of which have a strong smell, and are astringent. On the coast of Malabar, its juice, mixed with butter, is applied to boils. Its bark is esteemed to be diuretic, and its roots anti-arthritic.

BRUYÈRE VULGAIRE, *Erica vulgaris*.

BRUYÈRES, MINERAL WATERS OF. Bruyères is a small village, $7\frac{1}{2}$ leagues from Luneville. The waters are acidulous and chalybeate.

BRYCETOS, see *Algidus*.

BRYCHETHMOS, *Rugitus*.

BRYCHETOS, see *Algidus*.

BRYGMA, *Brygmus*, *Trisus*, *Prisis*, *Prismus*, *Odontopri'sis*, *Stridor Dentium*, (F.) *Grincement des Dents*, (q. v.) Grinding of the teeth. A common symptom in children of gastric or other derangement, but often present when there is no reason to suspect any.

BRYONIA ALBA; *White Bryonia*, *Vitis alba sylves'tris*, *Agrostis*, *Agriampelos*, *Am'pelos a'gria*, *Archeos'tris*, *Echetro'sis*, *Bryonia as'pera*, *Cedros'tis*, *Chelidonium*, *Labrus'ca*, *Melothrum*, *Ophrostaph'ylon*, *Psilothrum*, *Bryonia Dioi'ca*. *Nat. Ord.* Cucurbitacea. *Ser. Syst.* Monœcia Monadelphica. (F.) *Couleuvre*, *Vigne vierge*, *V. blanche*. The root is large and succulent, and has an acrid, bitter, and disagreeable taste. It is a drastic cathartic. Externally, it has been applied, in form of cataplasm, in gout. When repeatedly washed, a good starch is obtained from it. The active principle has been separated from it, and called *Bryonine*.

BRYONIA MEOCHACANNA NIGRICAENSIS, *Convolvulus jalapa*—*b. Peruviana*, *Convolvulus jalapa*.

BRYONINE, see *Bryonia alba*.

BRYTIA, *Marc of grapes*.

BRYTON, *Cerevisia*.

BU, $\beta\upsilon\upsilon$, abbreviation of $\beta\upsilon\upsilon\varsigma$ 'an ox;' in composition expresses, 'excess, greatness.' Hence *Bulimus*, *Buphthalmia*, &c.

BUBASTECORDIUM, *Artemisia vulgaris*.

BUBE, Pustule.

BUBO, $\beta\upsilon\beta\omega\upsilon$, *Pano'chia*, *Panus inguinalis*, *Adenophy'ma inguinalis*, *Bubonopa'nus*, *Bubonon'cus*, *Bubon'cus*, *Cambu'ca*, *Angus*, *Bubon*, *Codoce'le*, *Codoscel'la*, (F.) *Bubon*, *Poulain*. In the works of Hippocrates and Galen, this word sometimes signifies the groin—*Inguen*; at others, the inguinal glands; and at others, again, swelling or inflammation of these parts. The moderns apply the term to an inflammatory tumour seated in the groin or axilla, and they generally distinguish, 1. *Simple or sympathetic Bubo*, which is independent of any virus in the economy. 2. *Veneral Bubo*, (F.) *Bubon vénérien*, which is occasioned by the venereal virus. 3.

Pestilential Bubo, or *B. symptomatic of the Plague*. The last two have by some been called *malignant Bubo*, (F.) *Bubon malin*.

Primary Bubo, (F.) *Bubon primitif*, shows itself with the first symptoms of syphilis: the *consecutive* not till afterwards.

BUBON, Bubo, Inguen—b. Gummiferum, see Ammoniac gum.

BUBON GAL'BANUM. The systematic name of a plant which has been supposed to afford the galbanum. *Metop'ion*, *Mato'rium*. The plant is also called *Fer'ula Africa'na*, *Oreoseli-num Africa'num*, *Ani'sum frutico'sum galba-niferum*, *Anisum Africa'num frutes'cens*, *Seli-num Galbanum*, *The long-leaved or lopage-leaved Gal'banum*. Nat. Ord. Umbelliferae. The plant can scarcely, however, be considered to be determined. Galbanum is the gummi-resinous juice of this tree. Its odour is fetid, and taste bitter and acrid: the agglutinated tears are of a white colour, on a ground of reddish-brown. It forms an emulsion, when triturated with water, and is soluble in proof-spirit of wine, and vinegar: s. g. 1.212. It has been given as an antispasmodic, and expectorant, in pill or emulsion. Dose, from gr. 10 to 60. Externally, it is applied as a cataplasm.

BUBON MACEDON'ICUM, *Petroseli-num Macedon'icum*, *A'pium petra'um*, *Petra'pium*, (F.) *Persil de Macédoine*, *Macedo'nian Parsley*. Its properties are similar to those of common parsley, but weaker and less grateful. The seeds are an ingredient in the celebrated compounds, Mithridate and Theriac.

BUBONA, Nipple.

BUBONALGIA, from *βουβων*, 'the groin,' and *αλγος*, 'pain.' Pain in the groin.

BUBONCUS, Bubo.

BUBONIUM, *Aster At'ticus*, *Golden Starwort*. A plant anciently supposed to be efficacious in diseases of the groin, from *βουβων*, 'the groin.'

BUBONOCELE, from *βουβων*, 'the groin,' and *κηλη*, 'tumour,' 'rupture,' *Hernia inguin'alis*, (F.) *Hernie inguinale*, *Inguinal Hernia*, or *Rupture of the Groin*. Some surgeons have confined this term to hernia when limited to the groin, and have called the same affection, when it has descended to the scrotum, *Oscheo-cellé*, or *Scrotal Hernia*. The rupture passes through the abdominal ring: and, in consequence of the greater size of the opening in the male, it is more frequent in the male sex.

BUBONOCUS, Bubo.

BUBONOPANUS, Bubo.

BUBONOREX'IS, from *βουβων*, 'the groin,' and *ρηξις*, 'a rupture.' A name given to bubonocèle when accompanied with a division of the peritoneum, or when, in other words, it is devoid of a sac.

BUBONULUS, *Bubon'culus*. A diminutive of *Bubo*, (q. v.) A painful swelling of the lymphatics of the penis, extending along the dorsum of that organ to the groin. It is an occasional accompaniment of gonorrhœa.

BUBUKLE. A word used by Shakspeare for a red pimple on the nose.

BUBUNCULUS, Bubonulus.

BUCAROS, Terra Portugallica.

BUCCA, *Gnathos*. The mouth. The cheek and hollow of the cheek. Also, the vulva.

BUCCAC'RATON, from *Bucca*, and *κραω*,

'I mix.' A morsel of bread sopped in wine, which served of old for a breakfast.—Linden.

BUCCAL, *Buccalis*, from *Bucca*, 'the mouth,' or rather 'the cheek.' That which concerns the mouth, and especially the cheek.

BUCCAL ARTERY, *A. Sus-maxillaire*, (Ch.) arises from the internal maxillary or from some of its branches, as the *Temporalis profunda antica*, or the *Alveolar*. It distributes its branches to the buccinator muscle, and to the buccal membrane.

BUCCAL GLANDS, *Molar Glands*. Mucous follicles, seated in the buccal membrane, opposite the molar teeth. They secrete a viscid humour, which mixes with the saliva, and lubricates the mouth.

BUCCAL MEMBRANE, (F.) *Membrane Buccale*. The mucous membrane, which lines the interior of the mouth.

BUCCAL NERVE, or *Buccinator Nerve*, *Bucco-labial*—(Ch.,) is given off by the inferior maxillary. It sends its branches to the cheek, and especially to the buccinator muscle.

BUCCAL VEIN follows the artery.

BUC'CEA, *Buccella*. The fleshy excrescence of nasal polypus, so called because it was believed to proceed from the mouth.—Paracelsus. Also, a monthful.

BUCCELLATON, *Buccellatus*. A loaf-shaped cathartic medicine; made chiefly of scammony.—Aëtius, Paulus of Ægina.

BUCCELLATIO. A mode of arresting hemorrhage, by applying a pledget of lint to the bleeding vessel.—Avicenna, Fallopius.

BUCCINA, Turbinated bones.

BUCCINATOR, from *buccinare*, 'to sound the trumpet.' The *Buccinator Muscle*, *Retractor An'guli Oris*, *Bucco-Alvéolo-maxillaire*, *Alvéolo-labial*—(Ch.,) *Mansorius*, is situate in the substance of the cheeks. It extends between the posterior portions of the alveolar arches of the two jaws and the commissure of the lips, which it draws backward. It assists in mastication, by pushing the food back towards the teeth; and, if the cheeks be distended by air, its contraction forces it out.

BUCCO. One who is blub-checked, or wide-mouthed.

BUCCO-ALVÉOLO-MAXILLAIRE, Buccinator.

BUCCO-LABIAL NERVE, Buccal nerve.

BUCCO-PHARYNGEAL, *Bucco-Pharyngeus*, (F.) *Bucco-Pharyngien*. Belonging to the mouth and pharynx. The *Bucco-pharyngeal Aponeuro'sis* or *Intermaxillary Ligament*, extends from the internal ala of the pterygoid process to the posterior part of the lower alveolar arch, and affords attachment, anteriorly, to the buccinator, and posteriorly to the constrictor pharyngis superior.

BUC'ULA, from *Bucca*, 'the mouth.' A small mouth. The fleshy part beneath the chin.—Bartholine.

BUCERAS, *Trigonella sœnum*.

BUCHU LEAVES, *Diosma crenata*.

BUCKBEAN, *Menyanthes trifoliata*—b. American, *Menyanthes verna*.

BUCKET FEVER, Dengue.

BUCKEYE, *Æsculus hippocastanum*.

BUCKTHORN, *Diosma crenata*.

BUCKTHORN, PURGING, *Rhamnus*.

BUCKWHEAT, *Polygonum fagopyrum*—b. Plant, eastern, *Polygonum divaricatum*.

BUCNEMIA, see Elephantiasis—b. Tropica, see Elephantiasis.

BUCTION, Hymen.

BUFF, INFLAMMATORY, Corium phlogisticum.

BUFFY COAT, Corium phlogisticum.

BUG, (BED,) Cimex.

BUGANTIA, Chilblain.

BUG'GERY, *Sod'omy*, *Sodomia*, *Co'itus Sodomit'icus*, (1.) *Bugarone*. Said to have been introduced by the Bulgarians. A carnal copulation against nature, as of a man or woman with any animal; or of a man with a man, or a man unnaturally with a woman. The unnatural crime.

BUGLE, Prunella—b. Common, *Ajuga reptans*—b. *Pyramidale*, *Ajuga*—b. *Rampante*, *Ajuga reptans*—b. Water, *Lycopus Virginicus*—b. Weed, *Lycopus*.

BUGLOSE, *Anchusa officinalis*.

BUGLOSS, DYER'S, *Anchusa tinctoria*—b. Garden, *Anchusa officinalis*—b. Upright, *Ajuga*.

BUGLOSSA, *Anchusa officinalis*.

BUGLOSSUM ANGUSTIFOLIUM MAJUS, *Anchusa officinalis*—b. Latifolium, *Borago officinalis*—b. Sativum, *Anchusa officinalis*—b. Sylvestris, *Anchusa officinalis*—b. Tinctorium, *Anchusa tinctoria*—b. Verum, *Boracic acid*—b. *Vulgare majus*, *Anchusa officinalis*.

BUGRANDE EPINEUSE, *Ononis spinosa*.

BUGRANE, *Ononis spinosa*—b. *des Champs*, *Ononis arvensis*.

BUGULA, *Ajuga*.

BUIS, *Buxus*.

BUISARD, MINERAL WATERS OF. Buisard is two leagues from Chateau-Thierry, in France. The water contains chloride of calcium and carbonate of lime.

BULB, *Bulbus*, (F.) *Bulbe*. A name, given by anatomists to different parts which resemble, in shape, certain bulbous roots. The *Bulb of the Aorta* is the great sinus of the Aorta. *Bulb of a Tooth*; the vascular and nervous papilla contained in the cavity of a tooth. The *Bulb or Root of the Hair* is the part whence the hair originates. The *Bulb of the Urethra* is the dilated portion formed by the commencement of the *Corpus spongiosum* towards the root of the penis. We say, also, *Bulb*, for *Globe, of the eye*.

BULB OF THE EYE, see Eye—b. *Rachidian*, see *Medulla oblongata*.

BULBE, Bulb—b. *de la Voûte a trois Piliers*, Mamillary tubercles.

BULBI PRIORUM CRURUM FORNICIS, Mamillary tubercles.

BULBOCASTANEUM, *Bunium bulbocastanum*.

BULBO-CAVERNOSUS, Accelerator urinæ—b. *Syndesmo-caverneux*, Accelerator urinæ—b. *Urétival*, Accelerator urinæ.

BULBONACH, *Lunaria rediviva*.

BULBUS, Bulb.

BULBUS ESCULENTUS. The *Esculent Bulb*; a particular kind, so denominated by the ancients. It is supposed to have been the *Cepa Ascalon'ica*.—*Dioscorides*, *Celsus*, *Pliny*, &c.

BULBUS OCULI, see Eye—b. *Pili*, see Hair.

BULBUS VOMITIVUS. A plant, said by *Dioscorides* to be emetic and diuretic. It is the *Musk-grape flower*, according to *Ray*,—the *Hyacinthus Muscari*.

BULGA, Vulva.

BULIMIA, *Boulimia*.

BUL'LITHOS, from *βουρ*, 'an ox,' and *λίθος*, 'a stone.' A bezoar or stone, found in the kidneys, gall-bladder; or urinary bladder of an ox or cow.

BULLA, (F.) *Bulle*. A *Bleb*. A portion of the cuticle, detached from the skin by the interposition of a transparent, watery fluid. It forms the 4th order in Willan's and Bateman's arrangement of cutaneous diseases, and includes erysipelas, pemphigus, and pompholyx. By some, Bulla has been used synonymously with *Pemphigus*, (q. v.) See, also, *Hydatid*.

BULLACE PLUM, *Prunus uvitina*.

BULLÆ ROTUNDÆ CERVICIS UTERI, *Nabothi glandulae*.

BULL-FISTS, *Lycoperdon*.

BUMELLIA, *Fraxinus excelsior*.

BUNA, *Coffea Arabica*.

BUNDURH, *Corylus avellana*.

BUNIAS, *Brassica napus*.

BUNIOID, *Bunioi'des*, *Na'piform*; from *βουνιον*, 'a turnip,' and *ειδος*, 'resemblance.' An epithet for a form of cancer, bearing some resemblance to a turnip.

BUNION, *Bunyon*.

BUNITES VINUM. A wine, made by infusing the *Bunium* in must. It is stomachic, but scarcely ever used.

BUNIUM BULBOCASTANUM, *βουνιον*, so called, it has been supposed, from growing on hills, from *βουνος*, 'a hill.' *Balanacastanum*. The systematic name of a plant, whose root is called *Pig-nut*, (q. v.) *Agriocastanum*, *Nucula terrestris*, *Bulbocastaneum*, *Bulbocastanum majus et minus*, *Earth-nut*, *Hawk-nut*, *Kipper-nut*, (F.) *Terre-noix*. The root is tuberos, and is eaten raw or roasted. It has been supposed to be of use in strangury. It is not employed in medicine.

BUNNIAN, *Bunyon*.

BUNYON, *Bun'ion*, *Bun'nian*, from *βουνος*, 'an eminence.' (?) An enlargement and inflammation of the bursa mucosa at the inside of the ball of the great toe.

BUOPHTHALMIA, *Buphthalmia*.

BUPEINA, *Boulimia*.

BUPHTHALMI HERBA, *Anthemis tinctoria*.

BUPHTHALMIA, *Buophtal'mia*, *Buphtal'mos*, *Elephantom'ma*, from *βουρ*, 'an ox,' and *οφθαλμος*, 'an eye.' *Ox-eye*. Under this name, the generality of authors have designated the first stage of hydrophthalmia. Others, with *Sabatier*, mean, by it, turgescence of the vitreous humour, which, by pushing the iris forwards, forms around the crystalline a sort of border.

BUPHTHALMUM CRETICUM, *Anthemis Pyrethrum*—b. *Majus*, *Chrysanthemum leucanthemum*.

BUPHTHALMUS, *Hydrophthalmia*, *Sempervivum tectorum*.

BUPINA, *Boulimia*.

BUPLEUROIDES, *Bupleurum rotundifolium*.

BUPLEURUM ROTUNDIFOLIUM, *Bupleu'ron*, *Bupleuroi'des*, from *βου*, augmentative, and *πλευρον*, 'side,' (F.) *Buplèvre*, *Percefeuille*, *Round-leaved Hare's Ear*, *Thorowax*. The herb and seeds are slightly aromatic. It was formerly celebrated for curing ruptures,

being made into a cataplasm with wine and oatmeal.

BUPLÈVRE, *Bupleurum rotundifolium*.

BURAC. Borax. Also, any kind of salt. (Arabic.)

BURDOCK, *Arctium lappa*—b. Lesser, Xanthium.

BURIS. Hernia, accompanied by scirrhus tumefaction; or, perhaps, a scirrhus tumour only.—Avicenna.

BURN. Sax. *bepnan* or *býnnan*, 'to burn or 'bren.' *Us'tio*, *Ambust'io*, *Adust'io*, *Tresis Caustis*, *Eryth'ema Ambust'io*, *Caustis*, *Encav'sis*, *Pyricaus'tum*, *Combust'ura*, *Catacau'ma*, *Cambust'io*, (F.) *Brûlure*. An injury produced by the action of too great heat on the body. Burns are of greater or less extent, from the simple irritation of the integument to the complete destruction of the part. The consequences are more or less severe, according to the extent of injury, and the part affected. Burns of the abdomen, when apparently doing well, are sometimes followed by fatal results. Their treatment varies,—at times, the antiphlogistic being required; at others, one more stimulating.

BURNEA, see *Pinus Sylvestris*.

BURNETT'S DISINFECTING LIQUID.

A solution of chloride of zinc, first used by Sir William Burnett for preserving timber, canvass, &c., from dry rot, mildew, &c., and afterwards as an antiseptic and antiseptic, especially in the case of dead bodies.

BURNING, *Brenning*. A disease mentioned by old historians, from which authors have unsuccessfully endeavoured to demonstrate the antiquity of syphilis.—Parr.

BURRHĪ SPIRITUS MATRICALIS. The Spirit of *Burhus* for diseases of the Womb. It is prepared by digesting, in alcohol, equal parts of myrrh, oilibanum, and mastic. Boerhaave frequently prescribed it.

BURSA CORDIS, Pericardium—b. Testium, Scrotum—b. Virilis, Scrotum.

BURSÆ MUCOSÆ, *Bursæ mucosæ vesicularēs*, *Bursæ seu Capsulæ synoviales*, *Blenocystitides*, *Sacci mucosi*, *Vesicæ unguinosa ten'dinum*, *Synovial Crypts or Follicles*, (F.) *Bourses Synoviales*. Small membranous sacs, situate about the joints, particularly about the large ones of the upper and lower extremities, and, for the most part, lying under the tendons. They are naturally filled with an oily kind of fluid, the use of which is to lubricate surfaces over which the tendons play. In consequence of bruises or sprains, this fluid sometimes collects to a great extent. The bursæ are, generally, either of a roundish or oval form, and they have been arranged under two classes, the spherical and the vaginal.

BURSÆ SYNOVIALES, *Bursæ mucosæ*.

BURSALIS, Obturator internus.

BURSERA GUMMIFERA, *Terebinth'us gummif'era*, *Jamaica Bark Tree*. A resin exudes from this tree, which is solid externally, as met with in the shops; softish internally; of a vitreous fracture; transparent; of a pale yellow colour; turpentine smell, and sweet, perfumed taste. It has been used like balsams and turpentine in general, and is called, by the French, *Cachibou*, *Chibou*, and *Resine de Gamart*.

BURSULA, Scrotum.

BURTHISTLE, *Xanthium*.

BURWEED, *Xanthium*.

BURWORT, *Ranunculus acris*.

BUSSANG, MINERAL WATERS OF. Bussang is a village in the department of Vosges, France. The waters are acidulous chalybeates.

BUSSEROLLE, *Arbutus uva ursi*.

BUS'SII SPIRITUS BEZOARTICUS, *Bezoardic Spirit of Bussius*. A preparation, regarded as sudorific, diuretic, and antispasmodic; obtained by distilling subcarbonate and muriate of ammonia, amber, oil of cedar or juniper, &c.

BUTE, ISLAND OF, CLIMATE OF. This island is in the Frith of Clyde, about 18 miles below Greenock. The climate is mild and equable, but rather moist; and, as a winter residence, it holds out advantages for those only that appear to demand such a condition of the atmosphere. The climate resembles, in character, that of the S. W. of England and France, and the channel islands; although its temperature is lower.

BUTEA FRONDO'SA, see *Kino*. A tree, common in Bengal, and in the mountainous parts of India; *Nat. Ord.* Leguminosæ; from which gum butea flows. Dr. Pereira found this gum to be identical with a specimen marked *gummi rubrum astringens*—the *gomme astringente de Gambie* of M. Guibourt. By some this gum has been confounded with kino.

BUTIGA, *Gutta rosea*.

BUTOMON, *Iris pseudacorus*.

BUTTER, from *bourvop*; itself from *bovc*, 'ox,' and *ruvos*, 'any thing coagulated.' *Butyrum*, *Pice'ron*, (F.) *Beurre*. A sort of concrete oil, obtained from the cream that forms on the surface of the milk furnished by the females of the mammalia; especially by the cow and the goat. Fresh butter is very nutritious, whilst the rancid is irritating. The ancient chemists gave the name *Butter* to many of the metallic chlorides. It has also been applied to vegetable substances, which resemble, in some respects, the butter obtained from milk.

BUTTER OF BAMBOUC OR BAMBUK, (F.) *Beurre de Bambouc ou Bambuk*. A vegetable oil obtained from a species of almond, and used in Senegal in neuralgic and rheumatismal pains.

BUTTER OF CA'CAO, *Oil of Cacao*, *Oleum Cacao spissatum*, *O. Theobromæ Cacao expressum*, (F.) *Beurre de Cacao*, *Huile de Cacao*. A fat substance, of a sweet and agreeable taste, obtained from the *Theobroma cacao*, or chocolate nut.

BUTTER OF COCOA, (F.) *Beurre de Caca*. A fatty, concrete substance, which separates from the milk of the cocoa nut. It is sweet and agreeable.

BUTTERBUR, *Tussilago petasites*.

BUTTERCUPS, *Ranunculus acris*.

BUTTERFLY-WEED, *Asclepias tuberosa*.

BUTTERMILK, (F.) *Babeurre*, *Loit de Beurre*. The thin, sour milk, separated from the cream by churning. It contains caseum and a little butter. It is a refreshing drink when newly made.

BUTTERWORT, *Pinguicula vulgaris*.

BUTTONBUSH, *Cephalanthus occidentalis*.

BUTTONWOOD SHRUB, *Cephalanthus occidentalis*.

BUTUA, *Pareira brava*.

BUTYRUM, Butter.—b. Amygdalarum dulcium, Confection (almond)—b. Saturni, Unguentum plumbi superacetatis.—b. Zinci, Zinci chloridum.

BUVEUR, Rectus internus oculi.

BUXTON, MINERAL WATERS OF, *Buxton'ses Aquæ*. Buxton is a village in Derbyshire. The springs are thermal, and about 82° Fahrenheit. They contain sulphate of soda, chloride of calcium, chloride of sodium, chloride of magnesium, carbonate of lime, carbonic acid, and azote. They are used in cases in which thermal springs, in general, are recommended. They contain little or no mineral impregnation.

BUXUS, *Buxus sempervirens*. The *Box-tree*, (F.) *Buis* ou *Bouis*. The leaves are bitter and aromatic, and, as such, have been used in medicine, in cases of worms, dyspepsia, &c., in the form of decoction. They are sometimes, also, added to beer. The seed was anciently called *Carthægon*.

BYNE, Malt.

BY'RETHRUM. A sort of cap or *Couvre-chef*, filled with cephalic substances.—Forestus. BYRSA, *βύρσα*. A leather skin to spread plasters upon.

BYRSODEP'SICON. A tan stuff, with which CÆLIUS AURELIANUS sprinkled wool, which he applied in certain cases to the umbilical region: from *βύρσα*, 'leather,' and *δερμα*, 'I tan.'

BYRSODEP'SICON PRINCIPIMUM, Tannin. BYSAU'CHEN, from *βύω*, 'I stop up,' and *αυχνη*, 'the neck.' A morbid stiffness of the neck.—One with a short neck.—*Simotrache'uis*.

BYSSOS, Vulva.

BYSSUS, *Byssum*. The ancients gave this name to several vegetable substances, which were used for the fabrication of stuffs prized for their fineness, colour, and rarity of material. It is now chiefly applied to the filaments, by the aid of which the acephalous mollusca attach their shells to the rocks. Byssus was formerly also applied to the *female pudendum*.

BYTHOS, *βυθος*, 'depth.' An epithet used by Hippocrates for the fundus of the stomach.

C.

C. This letter in the chemical alphabet signifies nitre. It is also sometimes used in prescriptions for calx.

CAA-AP'IA, *Dorstenia Brazilian'is*. The root, according to Piso, is employed as emetic and anti-diarrhœic.

CAA-ATAY'A. A plant of Brazil, supposed to be a species of *gratiola*. It is very bitter, and considered to be one of the best indigenous cathartics.

CAACICA, *Euphorbia capitata*.

CAA-GHIYU'YO, *Frutex bac'cifer Brazilian'is*. A shrub of Brazil, whose leaves, in powder, are considered detersive.

CAA'OPIA, *Hypericum baciferum*.

CAAPEBA, *Pareira brava*.

CAAPONGA, *Crithrum maritimum*.

CAAROBA. A Brazilian tree, whose leaves, in decoction, promote perspiration. See *Cerantonia*.

CABAL, *Cab'ala, Cabal'la, Cal'bala, Caba'lia, Kab'ala, Gaballa*. This word is from the Hebrew, and signifies knowledge transmitted by tradition. Paracelsus and several authors of the 16th and 17th centuries have spoken much of this species of magic, which they distinguished into *Judaic* or *theologian*, and *Hermetic* or *medicinal*; the latter being, according to them, the art of knowing the most occult properties of bodies by an immediate communication with spirits,—the knowledge being thus acquired by inspiration, and incapable of inducing error. It was also called *Ars cabalis'tica*, 'cabalistic art.'

CABAL'HAU. A plant of Mexico, according to Dalechamps, which passes for an antidote to white hellebore, and yet is used for poisoning arrows. It is unknown to botanists.

CAB'ALIST, *Cabalis'ta*. One instructed in the Cabal.

CABALLATION, *Cynoglossum*.

CABARET, *Asarum*.

CABBAGE, *Brassica*—c. Cow, *Nymphæa*

odorata—c. Irish, *Dracontium fetidum*—c. Skunk, *Dracontium fetidum*—c. Swamp, *Dracontium fetidum*—c. Water, *Nymphæa odorata*—c. Tree, *Geoffræa inermis*—c. Bark tree, *Geoffræa inermis*.

CABBAGIUM, *Geoffræa inermis*.

CABUREIBA, *Myroxylon Peruiferum*.

CABUREICIBA, see *Myroxylon Peruiferum*.

CACÆMIA, *Cachæ'mia*, from *κακος*, 'bad,' and *αίμα*, 'blood.' A faulty or morbid condition of the blood.

CACÆSTHE'SIS, *Cacæsthe'sis, Cacoæsthe'sis*, from *κακός*, 'bad,' and *αἰσθησις*, 'feeling.' Morbid sensation. Morbid general feeling. Indisposition.

CACAFERRI, *Ferri subcarbonas*.

CAC'AGOGUE, *Cacago'gus*, from *κακω*, 'excrement,' and *αγειν*, 'to expel.' An ointment, composed of alum and honey; which, when applied to the anus, produced an evacuation.—Paulus of Ægina.

CACALEXTERIA, *Alexiteria*.

CACALIA ANTEUPHORBIIUM, *Anteuphor'bium*. A plant, which Dodoens and others considered to be capable of tempering the caustic properties of the euphorbium. It is also called *Klein'ia*.

Many varieties of the *Cacalia* are used, in different countries, chiefly as condiments.

CA'CAO, *Ca'coa, Co'coa Cacavif'era, Caca'vi, Quahoi, Cacava'ta*. The cocoa or chocolate nut; fruit of *Thebro'ma Cacao*; Family, *Malvaceæ*. *Sex. Syst.* Polydelphia Pentandria.

CACATION, Defecation.

CACATORIA, *Diarrhœa*.

CAC'ATORY, *Cacato'rius*, from *cacare*, 'to go to stool.' *Febris cacato'ria*; a kind of intermittent fever, accompanied by copious alvine evacuations.—Sylvius.

CACAVATA, *Cacao*.

CACAVI, *Cacao, Jatropha manihot*.

CACCE, *Excrement*.

CACCIONDE. A sort of pill, chiefly formed of catechu, recommended by Baglivi in dysentery.

CACEPHEBOTESIA, Puberty.

CACHANG-PARANG. A sort of bean of Sumatra, mentioned by Marsden, whose seeds are given in pleurisy. Jussieu considers it to be the *Mimo'sa scandens*.

CACHECTIC, *Cachectus, Cachecticus*, same etymon as *Cachexia*. One attacked with cachexia. Belonging to cachexia, *Cachectica remedia* are remedies against cachexia.

CACHEN LAGUEN, Chanchalagua, Chironia Chilensis.

CACHEXIA, from *κακος*, 'bad,' and *ἔξις*, 'habit.' *Status cachecticus*. A condition in which the body is evidently depraved. A bad habit of body; chiefly the result of scorbutic, cancerous, or venereal diseases when in their last stage. Hence we hear of a *Scorbutic Cachexia, Cancerous Cachexia, &c.* Sauvages and Cullen have included under this head a number of diseases—consumptions, dropsies, &c. Cachexia has been sometimes confounded with diathesis. *Cachexia Icteric* is jaundice or icterus itself, or a disposition thereto. Fluor albus is sometimes called *Cachexia Uterina*.

CACHEXIA AFRICANA, Chthonophagia—c. *Calculosa, Lithia*—c. Cancerous, see Cancer—c. Chlorotic, Chlorosis—c. *Dysthetica, Dyscrasia*—c. *Icteric, Icterus*.

CACHEXIA LONDINENSIS. The paleness and other evidences of impaired health presented by the inhabitants of London: a similar cachexia is seen in those of other crowded cities.

CACHEXIA SCORBUTIC, see *Purpura*—c. *Scrophulosa, Scrofula*.

CACHEXIA SPLE'NICA. The state of scorbutic cachexia, which often accompanies diseases of the spleen, especially in India.

CACHEXIA VENEREA, Syphilis—c. Venous, Venosity—c. *Virginum, Chlorosis*.

CACHIBOU, see *Bursera gummifera*.

CACHINNA'TIO, from *cachinno*, 'I laugh aloud.' A tendency to immoderate laughter, as in some hysterical and maniacal affections.

CACHIRI. A fermented liquor made, in Cayenne, from a decoction of the rasped root of the manioc. It resembles perry.

CACHLEX. A small stone or pebble, found on the sea shore. One of these, when heated in the fire, and cooled in whey, communicates an astringency to the liquid, so that it was anciently esteemed to be useful in dysentery.—Galen.

CACHOS. An oriental fruit, apparently of a Solanum, which is esteemed lithontriptic.

CACHOU, Catechu.

CACHRYS LIBANO'TIS. An umbelliferous plant which grows in Africa and the South of Europe. It is aromatic and astringent. Its seeds are extremely acrid.

CACHUNDE. An Indian troch or pastile composed of amber, mastic, musk, cinnamon, aloes, rhubarb, galanga, pearls, rubies, emeralds, garnets, &c. It is regarded by the people of India as an antidote, stomachic and antispasmodic.

CACO, *κακο*, properly only an abbreviation of *κακος*. In composition it means something defective; as in the following words.

CACOÆSTHESIS, *Cacæsthesis*.

CACO-ALEXITERIA, *Alexipharmic*.

CACOCO'HIA, from *κακος*, 'bad,' and *χολη*, 'bile.' Diseases induced by a depraved condition of the bile.

CAC' OCHROI, *Cacochræa*, from *κακος*, 'bad,' and *χρῆσα*, 'colour.' Diseases in which the complexion is morbidly changed in colour.

CACOCHYL'IA, from *κακος*, 'bad,' and *χυλος*, 'chyle.' Depraved chyfication.

CACOCHYM'IA, *Cacochymia, Corruptio Humorum*, from *κακος*, 'bad,' and *χυμος*, 'juice,' 'humour.' *Cacochymy*. Depravation of the humours.

CACOCYHMIA PLUMBÆA, Lead poisoning—c. *Scorbutica*, see *Purpura*—c. *Scrophulosa, Scrofula*—c. *Veneræ, Syphilis*.

CACOCYHMUS, *Cacochymicus*. One attacked with cacochymia. Belonging to cacochymia.

CACOCNE'MUS, *Cacocne'micus, Malis suris præditus*; from *κακος*, 'bad,' and *κνημη*, 'the leg.' One who has bad legs.

CACOCORE'MA, from *κακος*, 'bad,' and *κωρεω*, 'I purge, or cleanse.' A medicine which purges off the vitiated humours.

CACODÆ'MON, from *κακος*, 'bad,' and *δαίμων*, 'a spirit.' An evil spirit, to which were ascribed many disorders. The nightmare.

CACODES, from *κακος*, 'bad,' and *ὀσμι*, 'to smell,'—*malè olens*. Having a bad smell; *Cacodia, Cacosmia*.

CACODIA, see *Cacodes*.

CACOETHES, *Cacoethicus*, from *κακος*, 'bad,' and *ἔθος*, 'disposition, habit,' &c. Of a bad or vitiated character, as *ulcus cacœthes*, an ulcer of a malignant character.

CACOETHICUS, *Cacoethes*.

CACOGALAC'TIA, *Cacogal'ia*, from *κακος*, 'bad,' and *γαλα*, gen. *γαλακτος*, 'milk.' A bad condition of the milk.

CACOGALAC'TICA, same etymon as the last. One who suffers from a bad condition of the milk.

CACOGALIA, *Cacogalactia*.

CACOGENESIS, from *κακος*, 'bad,' and *γενεσις*, 'generation.' A morbid formation.

CACOMORPHIA, *Deformation*.

CACOMORPHOSIS, *Deformation*.

CACOPATH'IA, *Pas'sio Mala*, from *κακος*, 'bad,' and *παθος*, 'affection.' A distressed state of mind.—*Hippocrates*.

CACOPHON'IA, from *κακος*, 'bad,' and *φωνη*, 'voice,' *vitiata vox*. A dissonant condition of voice.

CACOPLAS'TIC, *Cacoplas'ticus, Dysplasmat'ic*; from *κακος*, 'bad,' and *πλασσω*, 'I form.' Susceptible of only a low degree of organization, as the indurations resulting from low or chronic inflammation, fibro-cartilage, cirrhosis, &c.

CACOPRA'GIA, *Cacopraz'is*, from *κακος*, 'bad,' and *πραττω*, 'I perform.' Depraved condition of the organic functions.

CACOPRAXIS, *Cacopragia*.

CACORRHACHI'TIS, from *κακος*, 'bad,' and *ραχις*, 'the spine.' *Cacorrhachis, Cacorrhachitis, Cacorrhachitis, Spondylal'gia*. Deformity of the spine. Disease of the spine. Spontaneous luxation of the vertebræ and ribs dependent upon internal causes.

CACORRHYTH'MUS, *Arrhythmus*, from *κακος*, 'bad,' and *ρυθμος*, 'rhythm,' 'order.' Irregular.

CACO'SIS. *Mala dispositio*, (F.) *Vice*. A

bad condition of body.—Hippocrates. A diseased condition in general.

CACOSIT'IA, from κακος, 'bad,' and σιτιον, 'aliment.' Disgust or aversion for food.—*Fasidium ciborum*.

CACOSMIA, see Cacodes.

CACOSOMI'UM, from κακος, 'bad,' and σωμα, 'the body.' An hospital for leprosy, and incurable affections in general.

CACOSPERMA'SIA, *Cacosperma'tia*, *Cacosper'mia*, from κακος, 'bad,' and σπέρμα, 'sperm.' A bad condition of the sperm.

CACOSPHYX'IA, from κακος, 'bad,' and σφυξις, 'pulse.'—*Vitiosus pulsus*. Bad state of pulse.—Galén.

CACOSPLANCH'NIA, from κακος, 'bad,' and σπλάγχνον, 'a viscus.' Indigestion. The emaciation dependent upon imperfect digestion.—Siebenhaar.

CACOSTOM'ACHUS, from κακος, 'bad,' and στομαχος, 'the stomach.' What disagrees with the stomach. Indigestible.—Gorræus.

CACOSTOMATOSPHERESIA, Breath, offensive.

CACOS'TOMŪS, from κακος, 'bad,' and στωμα, 'a mouth.' Having a bad mouth.

CACOTHYM'IA, *Vitium An'imi*, from κακος, 'bad,' and θυμος, 'mind,' 'disposition.' A vitious state of mind.—Linden.

CACOTRIBULUS, *Centaurea calcitrapa*.

CACOTRICH'IA, from κακος, 'bad,' and τριχίς, 'hair.' Disease of the hair.

CACOTROPH'IA, from κακος, 'bad,' and τροφή, 'nutrition.'—*Vitiosa nutritio*;—disordered nutrition.—Galén.

CACOU, *Cagot*, *Catechu*.

CACOU'CLA COCCIN'EA, *Coccin'ea Coccin'ea*, *Schousbæa coccin'ea*, *Ti'limma*. A perennial twining shrub of South America, the plant of which, as well as the fruit, is possessed of emeto-cathartic properties.

CACTIER, *Cactus opuntia*.

CACTUS OPUN'TIA, *Opun'tia*. The *Indian Fig*, (F.) *Cactier*, *Raquette*, *Figuier d'Inde*. This plant grows in South America, Spain, Italy, &c. Its fruit, which has the shape of the fig, is of a sweetish taste, and colours the urine red when eaten. Its leaves are considered refrigerant.

The fruits of different species of cactus are called *Tunas*.

CADA'BA, *Stro'phia*. A genus of the family *Capparidæ*, natives of India and Arabia. The young shoots of the *Cada'ba farinosa* are considered to be an antidote against venomous bites.

CADA'VER, *Ptoma*, *Necron*. A *dead body*; a *subject*; a *carcass*, (F.) *Cadavre*. The word has been supposed to come from *cado*, 'I fall;' and by some to be a contraction from *caro data vermis*, 'flesh given to the worms!'

CADAV'EROUS, *Cadav'erie*, *Cadavero'sus*, *Necro'des*, (F.) *Cadavereux*. Belonging to the dead body; as *cadaverous smell*. The *Cadav'erosus* or *Hippocratic face* (see *Face*), is an unfavourable sign in disease, and generally denotes a fatal termination.

CADAV'EROUS OF CADAV'ERIC HYPERR'EMIA. The hypostatic hyperæmia observed in depending parts of the dead body.

CADEJI-INDI, *Malabathrum*.

CADEL-AVANACU, *Croton tiglium*.

CADIA. An Egyptian, leguminous plant. The Arabs attribute to its fresh leaves the power of relieving colic.

CADIVA INSANIA, Epilepsy.

CADMIA, *Calamina*, *Tutia*.

CADMI'I SULPHAS, *Cadmi'um sulphuricum*, *Sulphas Cadmi'cus*, *Meli'ni Sulphas*, *Klapro'thii Sulphas*, *Klapro'thium Sulphuricum*, *Melinium Sulphuricum*, *Sulphate of Cadmium*. Used in spots on the cornea, and in chronic torpid inflammation of the conjunctiva, in the quantity of half a grain to a grain to the ounce of water.

CADMIUM SULPHURICUM, *Cadmi Sulphas*.

CADTCHU, *Catechu*.

CADUÇA HUNTERI, *Decidua*—c. *Passio*, Epilepsy.

CADU'CI'Y, *Imbecillitas*, *Debil'itas*, *Caducitas*, from *cadere*, 'to fall.' The French use the word *Caducité* for the portion of human life which is comprised generally between 70 and 80 years. The age which precedes decrepitude. It is so termed in consequence of the limbs not usually possessing sufficient strength to support the body. The precise age must of course vary in individuals.

CADURCUS, *Vulva*.

CADUS, καδος. A Greek measure equal to ten gallons English.—Pliny.

CADUS, *Amphora*.

CÆCA, FORAMINA—ANTERIOUS ET POSTERIOUS—are situate at the fore and back parts of the tuber annulare of the brain, and at the extremities of the depression made by the vertebral artery. The former is placed between the nerves of the third; and the latter between those of the sixth pair.

CÆCÆ HÆMORRHOÏDES, *Blind Piles*, (F.) *Hémorrhoides aveugles*, are those unaccompanied by any discharge.

CÆCAL, *Cæca'lis*. Belonging to the cæcum, from *cæcus*, 'blind, hidden.' The *Cæcal arteries and veins* are the branches of the *Arteria et venæ colicæ dextræ inferiores*, distributed to the cæcum.

CÆCATRIX, *Cicatrix*.

CÆCITAS, *Cæ'citas*, *Cæcitu'do*, *Ableps'ia*, *Ophæcæ'tio*, *Occæcæ'tio*, *Anap'sia*, *Ty'phlotes*, *Typhlo'sis*, *Blindness*, (F.) *Aveuglement*, *Cécité*, *Perte de la vue*. Cæcitas may be dependent upon many different diseases,—as upon amaurosis, specks, hypopyon, cataract, glaucoma, ophthalmia, atrophy of the eye, &c.

CÆCITAS CREPUSCULARIS, *Hemeralopia*—c. *Diurna*, *Nyctalopia*—c. *Nocturna*, *Hemeralopia*.

CÆCITUDO, *Cæcitas*.

CÆCUM, *Cæcum*, *Intesti'num cæcum*, *Monom'achon*, *Monom'acum*, *Monoco'lon*, *Monocœ'ulum*, *Typhlo'teron monoc'lon*, *Typhlot'ërum*, *Typhloën'terum*, *Ini'tivum intesti'ni crassi*, *Sæcus Intesti'ni crassi seu Coli*, *Cæcum Caput coli*, *Caput coli*, *Prima cella coli*, *Ini'tivum extu'berans coli*, from *cæcus*, 'blind.' The *Blind Gut*, so called from its being perforated at one end only. That portion of the intestinal canal which is seated between the termination of the ileum and commencement of the colon; and which fills, almost wholly, the right iliac fossa; where the peritoneum retains it immovably. Its length is about three or four fingers' breadth. The *Ileo-cæcal valve* or *Valve of Bauhin* shuts off all communication between it and the ileum;

and the *Appendix vermiformis cæci* is attached to it.

CÆCUM FORAMEN of the frontal bone is a small cavity at the inferior extremity of the internal coronal crest or crista.—*Fronto-ethmoidal foramen*, (F.) *Trou aveugle ou borgne*. Morgagni has given the same name to the small cavity in the middle of the upper surface of the tongue, near its base; the sides of which are furnished with mucous follicles—*Lacune de la langue*.—(Ch.)

CÆCUM, PHELGMONOUS TUMOUR OF THE, Typhlo-enteritis.

CÆCUS, 'Blind.' One deprived of sight, *Typhlops*, (F.) *Aveugle, Borgne*. In anatomy, it is used to designate certain holes or cavities, which end in a *cul-de-sac*; or have only one opening.

Blind Ducts of the Urethra, (F.) *Conduits aveugles de l'urèthre*, are the *Mucous Lacunæ of the Urethra*.

CÆLA-DOLO, *Torenia Asiatica*.

CÆMENTUM, Lute.

CÆRULEUM BEROLINENSE, Prussian blue—*c. Borussicum*, Prussian blue.

CÆRULOSIS NEONATORUM, Cyanopathy.

CÆSALPINIA, *Cæsalpina sappan*, *Sappan* or *Sampfen wood*, (F.) *Brésillet, Bois de Sappan*. A small Siamese tree, the wood of which is used in decoction, in cases of contusion.

Brazil wood, Pernambuco or Fernambuco wood, formerly used as an astringent, is the wood of **CÆSALPINIA ECHINATA**. This is the proper Brazil wood; but another variety in commerce is the *Brasiletto*, from *Cæsalpinia Brasiliensis*, and *C. crista*, which grow in the West Indies.

The *Nicaragua* or *peach-wood* is analogous to this, and is said to be derived from a species of *Cæsalpinia*.

The kernel of **CÆSALPINIA BONDUCELLA**, the seed of which is called in India *Kutkuleja* and *Kutoo Kurunja*, is given as a febrifuge tonic. Dose ten grains.

CÆSAREAN SECTION, *Cæsarean operation*, *Tomotomia*, *Cæsarea sectio*, *Partus cæsareus*, *Operatio cæsarea*, *Metrotomia*, (F.) *Opération Césarienne*, from *cædere*, 'to cut.' An incision made through the parietes of the abdomen and uterus to extract the fœtus. In this manner, Julius Cæsar is said to have been extracted.—Pliny. It is also called *Hysterotomia*, *Hysterotomotomia*, *Gastrometrotomia*, *Gasterhysterotomy*, *Gastrometrotomy*, *Gastrohysterotomy*, (F.) *Opération Césarienne*. An incision has been made into the uterus through the vagina, constituting the *Vaginal Cæsarean Section*, *Gastrotrotomia*, *Gastrocolpotomia*, *Laparacolpotomia*, *Laparotrotomia*, (F.) *Opération césarienne vaginale*. The Cæsarean section may be performed when the mother dies before delivery;—when there is some invincible obstacle to delivery from the faulty conformation of the pelvis; or when the child has passed into the abdominal cavity in consequence of rupture of the uterus.

CÆSARIES, *Capillus*.

CÆSIUS, *Glaucoma*.

CÆSONES, *Cæsares*. Children brought into the world by the Cæsarean operation.

CÆSULIÆ. They who have gray eyes.

CÆSURA, *Cut*.

CÆTCHU, *Catechu*.

CAF, *Camphor*.

CAFAL, *Agrimony*.

CAFAR, *Camphor*.

CAFÈ, *Coffea*.

CAFÈ A LA SULTANE. This name has been given to an infusion or decoction of the ground *caques* or *pericarps* which surround the coffee.

CAFÈ CITRIN. The aqueous infusion of unroasted coffee, so called on account of its yellowish tint.

CAFÉYER, *Coffea Arabica*.

CAFFA, *Camphor*.

CAFIER, *Coffea Arabica*.

CAFUR, *Camphor*.

CAGASTRUM. The principle or germ of diseases which are communicable. Paracelsus.

CAGNEUX, *Cagot*. See *Kyllosis*.

CAGOSANGA, *Ipecacuanha*.

CAGOT, (F.). A name given to deformed and miserable beings, met with in the Pyrenees, Bern, and Upper Gascony, in France, where they are also called *Capots*. In other districts they are called, *Gézits, Gézitains, Crétiens, Gahets, Capons, Caliberts, Caccous, Cagneux*, &c. See *Crétin*. The word *Cagot* is supposed to be an abbreviation of *Canis Gothus*, 'Dog of a Goth.'

CAGUE-SANGUE, *Caguessanguis*.

CAHINCÆ RADIX, *Caincæ radix*.

CAIEPUT OIL, *Caj'eput oil, Kyaputty, Cajaputti O'leum*. The volatile oil of the leaves of *Melaleuca Cajaputti*, a native of the Moluccas. The oil has a strong, fragrant smell, like camphor; taste pungent and aromatic. It is stimulant, and useful where the essential oils in general are employed. It has also been called *Oil of Witneben*, from the person who first distilled it.

CAILLE, *Tetrao coturnix*.

CAILLEAU, *Lantana*.

CAILLEBOTTE, *Curds*.

CAILLELAIT BLANC, *Galium mollugo*—*c. Vraie, Galium verum*.

CAILLOT, *Coagulum*.

CAINANÆ RADIX, *Caincæ radix*.

CAINCÆ RADIX, *Radix Chiacoccæ, R. Cainanæ seu Caniniana seu Cahincæ seu Kahincæ seu Serpentina Brazilien'sis, Cainca Root*. The bark of the roots of *Chiacoccæ anguifuga*, *Ch. densifolia*, and perhaps *Ch. racemosa*, a plant of the Family *Rubiaceæ*. See *Syst. Pentandria Monogynia*, of Linnæus. It is bitter, tonic, and diuretic, but has not been long introduced. Dose of the powder from ℥j. to ʒss.

Dr. John H. Griscom, of New York, considers there is a remarkable analogy between the *Cainca* and the *Apocynum cannabinum*.

CAINITO, *Chrysophyllum Cainito*.

CAIPA SCHORA. A cucurbitaceous Malabar plant, the fruit of which has a pyriform shape. The juice is drunk in that country for the purpose of arresting hiccup. The fruit, when unripe, is emetic.

CAISSE, *Case*—*c. du Tambour, Tympanum*.

CAITCHU, *Catechu*.

CAJAN, *Phaseolus creticus*.

CAJUPUTI, *Cajeput*.

CAKES, WORM, STORY'S. These were composed of *calomel* and *jalap*, made into cakes, and coloured with *cinnabar*.

CALABASH TREE, NARROW-LEAVED, *Crescentia Cujete*.

CALADIUM ESCULENTUM, Arum esculentum.

CALAF, *Salix Egyptiaca*. A large-leaved Egyptian willow, called, also, *Ban*. The distilled water of the flowers, called *Macnahalef*, passes, in that country, for an excellent antiphrodisiac. It is also used as an antilöimic, antiseptic, and cordial.

CALAGERI, *Vernonia anthelmintica*.

CALAGERAH, *Vernonia anthelmintica*.

CALAGUALÆ RADIX, *Calague'ia Radix*. The root of *Polypodium Calagu'ia*, or *Aspidium coriaceum*. It has been exhibited in Italy in dropsy, pleurisy, contusions, abscesses, &c. Its properties, are not, however, clear.

CALAMANDRINA, *Teucrium chamædris*.

CALAMBAC, *Agallochum*.

CALAMBOUK, *Agallochum*.

CALAME'DON, from *καλαμος*, 'a reed.'

This word has had various significations. Some have used it for an oblique fracture of a bone; the fractured portions having the shape of the nib of a pen. Others have used it for a longitudinal fracture; and others, again, for one that is comminuted.—Dictionaries.

CALAMINA, *Calamine*, from *calamus*, 'a reed,' so called from its reed-like appearance. *Cadmi'a*, *Cathmir*, *Cadmi'a lapido'sa aëro'sa*, *Cadmi'a Fos'silis*, *Lapis Aëro'sus*, *Calim'ia*, *Lapis Calamina'ris*, *Calamina'ris*, *Car'bonas Zinc'i imp'urus*, (F.) *Pierre calaminaire*. Native impure carbonate of zinc. Calamine is chiefly used for pharmaceutical purposes in the form of the CALAMINA PRÆPARATA, *Lapis Calamina'ris præparatus*, *Car'bonas zinc'i imp'urus præparatus*, *Zinc'i car'bonas præparatus*, *Prepared Calamine*;—Calamine reduced to an impalpable powder by roasting and levigation. In this state it is sprinkled or dusted on excoriated parts, or to prevent excoriation, &c.

CALAMINARIS, *Calamina*.

CALAMINT, *Melissa Calamintha*—c. Field, *Melissa nepeta*—c. Mountain, *Melissa grandiflora*—c. Spotted, *Melissa nepeta*.

CALAMINTA HUMILIÖR, *Glechoma hederacea*.

CALAMINTHA, *Melissa C.*—c. *Anglica*, *Melissa nepeta*—c. *Erecta Virginiana*, *Cuila Mariana*—c. *Magno flore*, *Melissa grandiflora*—c. *Montana*, *Melissa grandiflora*—c. *Pulegii odore*, *Melissa nepeta*.

CALAMUS, *καλαμος*, 'the reed.' In the Pharmacopœia of the U. S. the rhizoma of *acorus calamus* (q. v.)

CALAMUS ALEXANDRI'NUS. Celsus has thus called a medicine, which was long confounded with *Calamus Aromaticus*. It is not a root, however, but the stalk of a plant of India and Egypt, probably the *Andropogon Nardus*. It entered into the theriaca, and has been regarded as antihysterical and emmenagogue;—*Calamus aromaticus verus*.

CALAMUS AROMATICUS, *Acorus calamus*—c. *Aromaticus verus*, *Calamus Alexandrinus*—c. *Indicus*, see *Saccharum*—c. *Odoratus*, *Acorus calamus*, *Juncus odoratus*.

CALAMUS ROTANG. The systematic name of a plant, whence *Dragon's Blood*, *Sanguis Draconis*, *Cinnubaris Græcorum*, *Draconthæmas*, (F.) *Sang-Drac*, is obtained. It is the red, resinous juice, obtained, in India, from wound-

ing the bark of the *Calamus Rotang*. It has been used as an astringent in hemorrhages, &c.; but is now rarely employed.

CALAMUS SCRIPTORIUS, *Anaglyphæ Rhomboid'al Sinus*; 'a writing pen,' (F.) *Fossette unguilaire du quatrième ventricule*. A small, angular cavity, situate at the superior extremity of the medulla, in the fourth ventricle of the brain, which has been, by some, supposed to resemble a pen.

CALAMUS VULGARIS, *Acorus calamus*.

CALAPPITE. Rumphius has given this name to calculeous concretions, found in the inferior of some cocoa nuts. The cocoa tree itself the Malays call *Calappa*. These stones are, likewise, termed *Vegetable Bezoards*. The Malays attribute potent virtues to them, and wear them as amulets.

CALASAYA, *Cinchona cordifolia* cortex.

CALBALA, *Cabal*.

CALBIANUM. The name of a plaster in Myrepsus, the composition of which we know not.

CALCADINUM, *Ferri sulphas*.

CALCAIRE, *Calcareous*.

CALCA'NEAL, *Calcaneus*, from *calx*, 'the heel.' Having relation to the calcaneum, as "calcaneal arteries."

CALCANEO-PHALANGIEN DU PETIT ORTEIL, *Abductor minimi digiti pedis*—c. *Phalanginien commun*, *Extensor brevis digitorum pedis*—c. *Sous-phalangettien commun*, *Flexor brevis digitorum pedis*—c. *Sous-Phalanginien commun*, *Flexor brevis digitorum pedis*—c. *Sous-phalangien du petit orteil*, see *Abductor minimi digiti pedis*—c. *Sus-phalangettien commun*, *Extensor brevis digitorum pedis*.

CALCA'NEUM, from *calx*, 'the heel,' *Calca'neus*, *Calcar*, *Cal'cia*, *Ichnus*, *Os Calcis*, *Pternna*, *Pternium*. The largest of the tarsal bones; that which forms the heel. It is situate at the posterior and inferior part of the foot; is articulated above and a little anteriorly with the astragalus; anteriorly, also, with the os cuboides. Its posterior surface,—called *Heel*, *Talus*, *Calx*, (F.) *Talon*,—gives attachment to the tendo-achillis: the lower has, posteriorly, two tuberosities, to which the superficial muscles of the sole of the foot are attached. The small *Apoph'ysis* or *lateral Apophysis* of the *Calcaneum*, (F.) *Petite Apophyse* ou *Apophyse latérale du Calcaneum*, is a projection at the upper surface of this bone, on which is formed the posterior portion of the cavity that receives the astragalus. The great *Apoph'ysis*, *anterior Apoph'ysis* of the *Calcaneum*, is the projection which corresponds, on one side, with the cuboides; and on the other forms the anterior part of the facette which receives the astragalus.

CALCANTHON, *Atramentum*.

CALCAR, *Calcaneum*, *Ergot*—c. *Avis*, *Hippocampus minor*.

CALCA'REOUS, *Calc'reus*, *Calc'reus*; from *calx*; 'lime.' (F.) *Calcaire*. Containing lime:—as calcareous concretions, *C. depositions*, &c.

CALCAREUS CARBONAS, *Creta*.

CALCARIA CHLORATA, *Calcis chloridum*—c. *Chlorica*, *Calcis chloridum*—c. *Phosphorica*, see *Cornu cervi*—c. *Pura*, *Calx*—c. *Pura liquida*, *Liquor calcis*.

CALCARIÆ CHLORUM, *Calcis chloridum*.

CALCATOR, Ferri sulphas.
CALCATREPPOLA, Centaurea calcitrapa.
CALCE'NA, **CALCE'NON**, **CALCENO'NIA**, **CALCINO'NIA**. Words employed by Paracelsus to designate the concretions of tartrate of lime which form in the human body.

CALCENOS, Calcetus.
CALCEOLA'RIA, from *calceolus*, 'a small slipper;' *Slipperwort*.

CALCEOLA'RIA PRIMA'TA is used in Peru as a laxative.

CALCEOLA'RIA TRIF'IDA is esteemed to be febrifuge.

CALCE'TUS, *Calcenonius*, *Calce'nos*. That which abounds in tartrate of lime. An adjective used, by Paracelsus, in speaking of the blood; *Sanguis calce'tus*. Hence came the expression *Calcined blood*, *Sang calciné*.

CALCEUM EQUINUM, Tussilago.
CALCHOIDEA, (OS.) Cuneiform bone.

CALCIA, Calcanem.
CALCIGEROUS CELL, see Tooth.
CALCIG'RADUS, *Pternob'ates*, from *Calx*, *πτερενα*, 'the heel,' and *βαίω*, 'I walk.' One who walks on his heels.—Hippocrates.

CALCH CHLORURETUM, *Calcis murias*—c. *Oxychloruretum*, *Calcis chloridum*—c. *Oxydum*, *Calx viva*—c. *Protochloruretum*, *Calcis chloridum*.

CALCINATION, *Calcina'tio*, *Calci'non*, *Concrema'tio*, from *calx*, 'lime.' The act of submitting to a strong heat any infusible mineral substance, which we are desirous of depriving either of its water, or of any other volatilizable substance, that enters into its composition; or which we wish to combine with oxygen. *Alum* is calcined to get rid of its water of crystallization;—*chalk*, to reduce it to the state of pure lime, by driving off the carbonic acid; and *certain metals* are subjected to this operation to oxidize them.

CALCINATUM MAJUS POTERII, *Hydrargyrum precipitatum*.

CALCINONIA, *Calceana*.
CALCIS BICHLORURETUM, *Calcis chloridum*—c. *Carbonas*, *Creta*—c. *Carbonas durus*, *Creta*, *Marmor*—c. *Carbonas friabilis*, *Creta*—c. *Hepar*, *Calcis sulphuretum*—c. *Hydras*, see *Calx*—c. *Hypochloris*, *Calcis chloridum*.

CALCIS CHLO'RIDUM; *Chlo'ride of Lime*, *Chlo'ruret of Lime*, *Hypochlo'rite of Lime*, *Chlo'rite of Lime*, *Oxymuriate of Lime*, *Calx chlorinata* (Ph. U. S.) *Protozichlo'uret of Calcium*, *Calca'ria chlorata*, *Chlorum Calca'ria*, *Chlo'retum Calca'ria*, *Calcaria Chlo'rica*, *Oxychlorure'tum Calcii*, *Protochlorure'tum Calci*, *Chlorare'tum Ozidi Calci*, *Bichlorure'tum Calci*, *Oxymurias Calci*, *Calcis Hypochlo'ris*, *Calx oxymuriat'ica*, *Bleaching Powder*, *Tennant's Powder*, (F.) *Protozichlo'ure de Calcium*, *Chlo'ure de Chaux*, *Ozichlo'ure de Chaux*, *Chlo'ure d'Oxide de Calcium*, *Bichlo'ure de Chaux*, *Oximuriate de Chaux*, *Muriate suroxi-géné ou Oxigéné de Chaux*, *Poudre de Blanchement*, *P. de Tennant*. A compound resulting from the action of chlorine on hydrate of lime. The chloride of lime is a most valuable disinfecting agent, (see *Disinfection*), when dissolved in the proportion of one pound to six gallons of water. It has likewise been employed both internally and externally in various diseases, as in scrofula, fætor oris, foul ulcers, &c. &c.

CALCIS MURIAS; *Muriate of Lime*, *Calx sal'ita*, *Calci Chlorure'tum* seu *Chlo'ridum*, *Chlo'ride of calcium*, (F.) *Chlo'ure de calcium*, *Muriate ou Hydrochlorate de Chaux*. This salt has been given, in solution, as a tonic, stimulant, &c., in serofulous tumours, glandular obstructions, general debility, &c. The *Solutio Muriatis Calci*, *Liquor Calci Muriatis*, *Solutio of Muriate of Lime*, *Liquid Shell*, may be formed of *muriate of Lime* ℥j. dissolved in *distilled water* f. ℥ij. The **LIQUOR CALCII CHLORIDI** or *Solutio of Chloride of Calcium*, of the Pharmacopœia of the United States, is formed as follows:—*Marble*, in fragments, ℥ix. *Muriatic acid*, Oj; *Distilled water*, a sufficient quantity. Mix the acid with a half pint of the water, and gradually add the marble. Towards the close of the effervescence apply a gentle heat, and, when the action has ceased, pour off the clear liquor and evaporate to dryness. Dissolve the residuum in its weight and a half of distilled water, and filter. Dose, from grt. xxx. to f. ℥j. in a cupful of water.

CALCIS OXYMURIAS, *Calcis chloridum*.
CALCIS SULPHURE'TUM; *Hepar Calci*, *Sulphuret of Lime*, (F.) *Proto-hydro-sulfate de Calcium*, *Hydro-sulfate de chaux*. Principally used in solution, as a bath, in itch and other cutaneous affections.

CALCITEA, Ferri sulphas.
CALCITEOSA, *Plumbi oxydum semivitreum*.

CALCITHOS, *Cupri subacetat*.
CALCITRAPA, *Centaurea Calcitrapa*—c. *Stellata*, *Centaurea calcitrapa*.

CALCITRAPPA, *Delphinium consolida*.
CALCIUM, **CHLORIDE OF**, *Calcis murias*—c. *Chlo'ure de*, *Calcis murias*—c. *Chlo'ure d'oxide de*, *Calcis chloridum*—c. *Protohydro-sulphate de*, *Calcis sulphuretum*—c. *Protozichlo'ure de*, *Calcis chloridum*—c. *Protozichlo'uret of*, *Calcis chloridum*—c. *Protozide of*, *Calx*.

CALCO-SUBPHALANGEUS MINIMI DIGITI, *Abductor minimi digiti pedis*—c. *Subphalangens pollicis*, *Abductor pollicis pedis*.

CALCOCOS, *Bell-metal*.
CALCOIDEA, (ossicula,) *Cuneiform bones*.
CALCOTAR, Ferri sulphas.
CALCUL, *Calculus*.
CALCULEUX, *Calculus*.

CAL'CULI, see *Calculus*—c. *Articular*, see *Calculi Arthritic*; and *Concretions, articular*.

CALCULI, **ARTHRIT'IC**, *Tophi*, *Tubercula arthrit'ica*, *Chalk stones*, *Nodes*, (q. v.) (F.) *Pierres crayeuses*, *Calculs arthritiques*, *Nœuds*. Concretions, which form in the ligaments, and within the capsules of the joints, in persons affected with gout. They are composed of uric acid, soda, and a little animal matter; very rarely, urate of lime and chloride of sodium are met with. Similar calculi are found in other parts besides the joints.

CAL'CULI, **BIL'IARY**, *Cal'culi bilio'si* seu *fel'ei* seu *bila'rii*, *Biliary Concretions*, *Gallstones*, *Chololithus*, *Cholelithus*, (F.) *Calculs biliaires*, *Pierres au fel*. Some of these contain all the materials of the bile, and seem to be nothing more than that secretion thickened. Several contain *Pieromel*; and the greater part are composed of from 88 to 94 parts of *Cholesterin*, and of from 6 to 12 of the yellow matter

of the bile. Biliary calculi are most frequently found in the gall-bladder: at other times, in the substance of the liver, in the branches of the *Ductus hepaticus*, or in the *Ductus Communis Choledochus*. The first are called *Cystic*; the second *Hepatic*; and the last, sometimes, *Hepatocystic*. The causes which give rise to them are very obscure. Often they occasion no uneasiness, and at other times the symptoms may be confounded with those of hepatitis. At times, they are rejected by the mouth, or by the bowels, along with a considerable quantity of bile, which had accumulated behind them; at other times, they occasion violent abdominal inflammation, abscesses, and biliary fistulæ, rupture of the gall-bladder, and fatal effusion into the peritoneum. The passage of a gall-stone is extremely painful; yet the pulse is not at first affected. Antiphlogistics, when there is inflammatory action, and strong doses of opium, to allay the pain and spasm, with the warm bath, are the chief remedies. Solvents are not to be depended upon. They cannot reach the calculi.

CALCULI, IN THE EARS, (F.) *Calculs de l'Oreille*. Hard, light, and inflammable concretions, which occur in the *meatus auditorius externus*, and are merely indurated cerumen. They are a frequent cause of deafness. They can be easily seen, and may be extracted by appropriate forceps, after having been detached by injections of soap and water.

CALCULI FELLEI, Calculi, biliary.

CALCULI, LACHRYMAL, (F.) *Calculs lacrymaux*. Concretions, sometimes, but rarely, form in the lachrymal passages, where they occasion abscesses and fistulæ, which do not heal until they are extracted. No analysis has been made of them.

CALCULI OF THE MAMMÆ, (F.) *Calculs des Mamelles*. Haller gives a case of a concretion, of a yellowish-white colour, which had the shape of one of the excretory ducts of the mammary gland, having been extracted from an abscess seated in that organ.

CALCULI OF THE PANCREAS, (F.) *Calculs du Pancréas*. These are but little known. Analogy has induced a belief that they resemble the salivary. Some have supposed that certain transparent calculi, rejected by vomiting, or passed in the evacuations, have proceeded from the pancreas, but there seems to be no reason for this belief.

CALCULI OF THE PINEAL GLAND, (F.) *Calculs de la Glande Pinéale*. These have been frequently met with. No symptom announces their presence during life. They are composed of phosphate of lime.

CALCULI OF THE PROSTATE, Prostatic calculi. These are not very rare. They have generally the same composition as the preceding. They usually present the symptoms common to every tumefaction of the prostate, and sometimes those of calculi in the bladder.

CALCULI PULMONARY, (F.) *Calculs pulmonaires*. These concretions are very frequently met with in the dead body, without seeming to have produced unpleasant symptoms during life. At other times, they are accompanied with all the symptoms of phthisis, *Phthisis calculouse*, of Bayle. At times, they are expectorated without the supervention of any unpleasant

symptom. They are usually formed of carbonate of lime and animal matter:

CALCULI, SALIVARY, Calculi salivales, Sialolithi, (F.) *Calculs salivaires*. Concretions, usually formed of phosphate of lime and animal matter, which are developed in the substance of the salivary glands or in their excretory ducts. In the first case, they may be mistaken for a simple swelling of the gland; in the second, they may be generally detected by the touch. They may be extracted by incision in the interior of the mouth. The calculus developed in the sublingual ducts has been called *Calculus sublingualis*, and *Ranula lapidea*.

CALCULI, SPERMATIC, (F.) *Calculs spermaticques*. These have been sometimes found in the vesiculæ seminales after death. They cannot be detected during life. No analysis has been made of them.

CALCULI OF THE STOMACH AND INTESTINES, Enterolithus, E. Calculus, Coprolithus, Concretiones alvinae, (F.) *Calculs de l'estomac, C. intestinaux, Pierres stercorales, Concretions intestinales*. Calculi of the stomach are rare, and have almost always been carried thither by the antiperistaltic action of the intestines. The symptoms occasioned by them are those of chronic gastritis. It has been imagined that the continued use of absorbent powders, as magnesia, will give occasion to them.

Intestinal concretions, (F.) *Calculs intestinaux*, are not uncommon in animals (see BZOARD;) but they are rare in man. The causes which give rise to them are little known: sometimes a biliary calculus affords them a nucleus. Their composition varies. They are light, hard, very fetid, and not inflammable. They are formed, ordinarily, between the valvulæ of the small intestines, or in the cells of the large, and sometimes in old herniæ. Whilst they do not obstruct the passage of the alimentary mass, they produce no unpleasant symptom. At times, the movable tumour which they form, may be felt through the parietes of the abdomen. They are generally evacuated *per anum*.

CALCULI OF THE TONSILS. Calculous concretions, which sometimes form in the tonsils. (F.) *Calculs des Amygdales*. They are easily recognised by the sight and touch: sometimes they are discharged by spitting, either alone or with the pus of an abscess occasioned by their presence. They have not been analyzed.

CALCULI, URINARY, Urolithi, (F.) *Calculs urinaires, Pierres urinaires*. Concretions, which form from the crystallizable substances in the urine, and which are met with not only in the whole course of the urinary passages, but in fistulous openings wherever the urine stagnates naturally or accidentally. Their causes are but little known. They are more common at the two extremities of life than at the middle, and more so in some countries and districts than in others. At times, a clot of blood, a portion of mucus, &c., will form the nucleus. The symptoms and treatment vary according to the seat of the calculus. There is no such thing probably as a medical solvent. See Urinary Calculi.

Modern chymists have demonstrated the existence of several components of urinary calculi, viz. *Lithic Acid, Phosphate of Lime, Ammoniac-Magnesian Phosphate, Oxalate of*

Lime, Cystic Oxide, and Xanthic Oxide, with an animal cementing ingredient. The varieties of calculi, produced by the combination or in-

termixture of these ingredients, are thus represented by Dr. Paris.

A TABULAR VIEW OF THE DIFFERENT SPECIES OF URINARY CALCULI.

SPECIES OF CALCULI.	EXTERNAL CHARACTERS.	CHEMICAL COMPOSITION.	REMARKS.
1. LITHIC OR URIC.	Foam, a flattened oval. S. G. generally exceeds 1.500. Colour, brownish or sawn-like. Surface, smooth. Texture, lamiated.	It consists principally of <i>Lithic Acid</i> . When treated with nitric acid, a beautiful pink substance results. This calculus is slightly soluble in water, abundantly so in the pure alkalies.	It is the prevailing species; but the surface sometimes occurs finely subrotulated. It frequently constitutes the <i>nucleus</i> of the other species.
2. MCLBERRY.	Colour, dark brown. Texture, harder than that of the other species. S. G. from 1.428 to 1.976. Surface, studded with tubercles.	It is <i>oxalate of lime</i> , and is decomposed in the flame of a spirit lamp, swelling out into a white efflorescence, which is <i>quicklime</i> .	This species includes some varieties, which are remarkably smooth and pale-coloured, resembling <i>hempsed</i> .
3. ROSE EARTH.	Colour, pale brown or gray; surface, smooth and polished; structure regularly laminated; the laminae easily separating into concrete crusts.	Principally <i>phosphate of lime</i> . It is soluble in muriatic acid.	
4. TRIPLE.	Colour, generally brilliant white. Surface, uneven, studded with shining crystals, less compact than the preceding species. Between its laminae small cells occur, filled with sparkling particles.	It is an <i>ammonio-magnesian phosphate</i> , generally mixed with phosphate of lime. Pure alkalies decompose it, extracting its ammonia.	This species attains a larger size than any of the others.
5. FUSIBLE.	Colour. Grayish white.	A compound of the two foregoing species.	It is very fusible, melting into a vitreous globule.
6. CYSTIC.	Very like the triple calculus, but it is unstratified and more compact and homogeneous.	It consists of <i>cystic oxide</i> . Under the blow pipe it yields a peculiarly fetid odour. It is soluble in acids, and in alkalies, even if they are fully saturated with carbonic acid.	It is a rare species.
7. ALTERNATING.	Its section exhibits different concentric laminae.	Compounded of several species, alternating with each other.	
8. COMPOUND.	No characteristic form.	The ingredients are separable only by chymical analysis.	

1. *Renal Calculi, (F.) Calculs rénaux.* These have almost always a very irregular shape: at times, there will be no indication of their presence: at others, they occasion attacks of pain in the kidneys, sometimes accompanied with bloody or turbid urine. Often, they cause inflammation of the kidneys, with all its unpleasant results. They are generally formed of uric acid, animal matter, and oxalate of lime, with, sometimes, phosphates. The treatment will have to vary, according to the absence or presence of inflammatory signs,—relieving the irritation by opiates. A surgical operation can rarely be applicable.

2. *Calculi in the Ureters, (F.) Calculs des Urètres.* These come from the kidneys, and do not produce unpleasant effects, unless they are so large as to obstruct the course of the urine, and to occasion distention of the whole of the ureter above them; or unless their surface is so rough as to irritate the mucous membrane, and occasion pain, hemorrhage, abscesses, &c. The pain, during the passage, is sometimes very violent, extending to the testicle of the same side in the male; and occasioning a numbness of the thigh in both sexes. The treatment consists in general or local blood-letting, warm bath, and opiates.

3. *Calculi, Vesical; Stone in the Bladder, Lith'ia Vesicæ'lis, Lith'iasis cystica, Lith'iasis vesicæ'lis, Cysto-lith'iasis, Dysur'ia calculosa, D. irritata, Calculus vesicæ, (F.) Calculs vésicaux.* These are the most common. Sometimes, they proceed from the kidneys: most commonly, they are formed in the bladder it-

self. Sense of weight in the perinæum, and sometimes of a body rolling when the patient changes his position; pain or itching at the extremity of the glans in men; frequent desire to pass the urine; sudden stoppage to its flow; and bloody urine—are the chief signs which induce us to suspect their existence. We cannot, however, be certain of this without sounding the patient. Sometimes, when of a small size, they are expelled: most commonly, they remain in the bladder, the disorganization of which they occasion, unless removed by a surgical operation.

4. *Calculi Uréthral.* They almost always proceed from the bladder. The obstruction, which they cause to the passage of the urine, the hard tumour, and the noise occasioned when struck by a sound, indicate their presence. They are removed by incision.

5. *Calculi in Fistulous passages.* These arise when there is some fistulous opening into the urethra. They can be readily recognised, and may generally be extracted with facility. (F.) *Calculs placés hors des voies urinaires.* See Urinary Calculi.

CALCULI OF THE UTERUS, (F.) *Calculs de l'Utérus.* These are very rare. The signs, which indicate them during life, are those of chronic engorgement of the uterus. Their existence, consequently, cannot be proved till after death.

CALCULIFRAGUS, Lithonriptic.

CALCULOUS, (F.) *Calculoux, Graveleux.* That which relates to calculi, especially to those of the bladder.

CALCULS BILIAIRES, Calculi, biliary—*c. de l'Estomac*, Calculi of the stomach—*c. de la Glande Pinéale*, Calculi of the pineal gland—*c. Intestinaux*, Calculi of the stomach and intestines—*c. Lacrymaux*, Calculi, lachrymal—*c. des Mamelles*, Calculi of the mammæ—*c. de l'Oreille*, Calculi in the ears—*c. du Pancréas*, Calculi of the Pancreas—*c. Placés hors des voies urinaires*, Calculi in fistulous passages—*c. Pulmonaires*, Calculi, pulmonary—*c. Rénale*, Calculi, renal—*c. Salivaires*, Calculi, salivary—*c. Spermatiques*, Calculi, spermatic—*c. Urinaires*, Calculi, urinary—*c. des Urètres*, Calculi in the ureters—*c. de l'Utérus*, Calculi of the uterus—*c. Vésicaux*, Calculi, vesical.

CALCULUS, *Lapis, Lithos, λίθος*. A diminutive of *calx*, a lime-stone. (F.) *Calcul, Pierre*. Calculi are concretions, which may form in every part of the animal body, but which are most frequently found in the organs that act as reservoirs, and in the excretory canals. They are met with in the tonsils, joints, biliary ducts, digestive passages, lachrymal ducts, mammæ, pancreas, pineal gland, prostate, lungs, salivary, spermatic and urinary passages, and in the uterus. The causes which give rise to them are obscure.

Those that occur in reservoirs or ducts are supposed to be owing to the deposition of the substances, which compose them, from the fluid as it passes along the duct; and those which occur in the substance of an organ are regarded as the product of some chronic irritation. Their general effect is to irritate, as extraneous bodies, the parts with which they are in contact; and to produce retention of the fluid, whence they have been formed. The symptoms differ, according to the sensibility of the organ and the importance of the particular secretion whose discharge they impede. Their solution is generally impracticable: spontaneous expulsion or extraction is the only way of getting rid of them.

CALCULUS BEZOAR, Bezoard—*c. Dentalis, Odontolithus*—*c. Encysted, Calcul chatonné*—*c. Sublingualis*, see *Calculi*, salivary—*c. Vesicæ*, Calculus, vesical.

CALDAS, WATERS OF. Caldas is a small town, ten leagues from Lisbon, where are mineral springs, containing carbonic and hydrosulphuric acid gases, carbonates and muriates of lime and magnesia, sulphates of soda and lime, sulphuret of iron, silica, and alumina. They are much used in atonic gout. They are thermal. Temperature 93° Fahrenheit.

CALDERIE ITALICÆ. Warm baths in the neighbourhood of Ferrara, in Italy, much employed in dysuria.

CALÉBASSES, Cucurbita lagenaria.

CALEFACIENTS, *Calefacientia, Thermautica*, from *calidus*, 'warm,' and *facio*, 'I make.' (F.) *Échauffants*. Substances which excite a degree of warmth in the part to which they are applied, as mustard, pepper, &c. They belong to the class of stimulants.

CALEFACTIO, *Échauffement*.

CALENDULA ALPINA. Arnica montana.

CALENDULA ARVEN'SIS, *Caltha Arven'sis, Wild Mar'igold*, (F.) *Souci des Champs*. This is, sometimes, preferred to the last. Its juice has been given, in the dose of from f. ʒj to f. ʒiv, in jaundice and cachexia.

CALENDULA OFFICINALIS, *C. Sati'va, Chrysanthemum, Sponsa solis, Caltha vulgaris; Verrucaria, Single Mar'igold, Garden Mar'igold*, (F.) *Souci, S. ordinaire*. Family, Symplocaceæ, Syngenesia necessaria, Linn. So called from flowering every *calend.* The flowers and leaves have been exhibited as aperients, diaphoretics, &c., and have been highly extolled, of late, in cancer.

CALENDULÆ MARTIALES, Ferrum ammoniatum.

CALENTURA, from *calere*, 'to be warm.' The word, in Spanish, signifies fever. A species of furious delirium to which sailors are subject in the torrid zone:—a kind of phrenitis, the attack of which comes on suddenly after a broiling day, and seems to be characterized by a desire in the patient to throw himself into the sea. It is only a variety of phrenitis.

CALENTURA CONTINUA, Synocha.

CALENTURAS; *Palo de Calenturas*. Pomet and Lémery say, that these words are sometimes applied to cinchona. Camelli says, they mean, also, a tree of the Philippine Isles, the wood of which is bitter and febrifuge.

CALF OF THE LEG, Sura.

CALICE, Calix.

CALICES RENALES, see *Calix*.

CALICO BUSH, *Kalmia latifolia*.

CALIDARIUM, see *Stove*.

CALIDUM ANIMALE, Animal heat—*e. Innatum*, Animal heat.

CALIGATIO, Dazzling.

CALIGO. 'A mist.' *Achlys*, (F.) *Brouillard*. An obscurity of vision, dependent upon a speck on the cornea: also, the speck itself; *Caligo cor'neæ, Mac'ula corneæ, M. semipellucida, Phtharmia caligo, C. à naph'lo, Heberudo visus, C. à Leuco'matæ, Neb'ula*, (q. v.) *Opake corneæ, Web-eye*, (F.) *Nouage de la Cornée, Teye, Obscurcissement de la vue*.

CALIGO LENTIS, Cataract—*c. Pupillæ, Synzisis*—*c. Synzisis, Synezeisis*—*c. Tenebrarum, Hemeralopia*.

CALIHACHA CANELLA, *Laurus cassia*.

CALIX, *Calyx, Infundibulum*, from *καλίξ*, 'a cup.' (F.) *Calice, Entonnoir*. Anatomists have given this name to small membranous canals, which surround the papillæ of the kidney, and open into its pelvis, whither they convey the urine;—*Calices renales, Cylindri membranæ rei Renum, Fistulæ ure'terum renum, Canales membranæ rei Renum, Tubuli pelvis renum*. Their number varies from 6 to 12 in each kidney.

CALIX VOMITORIA, Goblet, emetic.

CALLEUX, Callous.

CALLIBLEPHARUM, from *καλλος*, 'beauty,' and *βλεφαρον*, 'eyelid.' A remedy for beautifying the eyelids.

CALLICOCCA IPECACUANHA, Ipecacuanha.

CALLICREAS, Pancreas.

CALLIOMARCHUS, Tussilago.

CALLIPÆDIA, from *καλλος*, 'beauty,' and *παις*, *παιδος*, 'a child.' The art of begetting beautiful children. This was the title of a poem by Claude Quillet, in 1655. *Callipædia sive de pulchræ prolis habendæ ratione*. The author absurdly supposes, that the beauty of children is affected by the sensations which the mother experiences during her pregnancy.

CALLIPERS OF BAUDELOCQUE, see Pelvimeter.

CALLIPESTRIA, Cosmetics.

CALLIPHYLLUM, *Asplenium trichomanoides*.

CALLOSITAS, Induration—c. *Palpebrarum*, Scleriosis.

CALLOSTY, *Callositas*, *Scyros*, *Tylé*, *Tylus*, *Tylo'ma*, *Tylo'sis*, *Dermatosclerosis*, *Dermatotylo'ma*, *Dermatotylo'sis*, *Dermatotylus*, *Porus*, *Ephy'ma Callus*. Hardness, induration, and thickness of the skin, which assumes a horny consistence, in places where it is exposed to constant pressure. (F.) *Durillon*. Also that induration, which is observed in old wounds, old ulcers, fistulous passages, &c.

CALLOUS, *Callosus*, *Oanthodes*, from *calus*, 'hardness.' (F.) *Calculus*. That which is hard or indurated. A *Callous Ulcer* is one whose edges are thick and indurated.

CALLUM PEDIS, Instep.

CALLUNA VULGARIS, *Erica vulgaris*.

CALLUS, *Calus*, *Calum*, *Osteotylus*, (F.) *Cal*. The bony matter, thrown out between the fractured extremities of a bone, which acts as a cement, and as a new bony formation. The words, are, likewise, used occasionally in the same sense as *Callosity*.

CALLUS, PROVISIONAL. When the shaft of a long bone has been broken through, and the extremities have been brought in exact juxtaposition, the new matter, first ossified, is that which occupies the central portion of the deposit, and thus connects the medullary cavities of the broken ends, forming a kind of plug, which enters each. This was termed by M. Dupuytren the provisional *Callus*.

CALMANTS, Sedatives.

CALME, (F.) The interval that separates the paroxysms of an acute or chronic disease. When the type is intermittent, the word *intermission* is used.

CALOMBA, *Calumba*.

CALOMEL, *Hydrargyri submurias*.

CALOMELANOS TORQUETI, *Hydrargyri submurias*.

CALOMELANOS TURQUETI. A name given by Riverius to purgative pills, prepared with calomel, sulphur, and resin of jalap.—Dictionaries.

CALOMELAS, *Hydrargyri submurias*.

CALONIA, *calonia*. An epithet formerly given to myrrh.—Hippocrates. See *Myrrha*.

CALOPHYLLUM INOPHYLLUM, see *Fagara octandra*.

CALOR, Heat—c. *Animalis*, Animal heat—c. *Nativus*, Animal heat.

CALORICITE, (F.) *Caloricitas*. The faculty possessed by living bodies of generating a sufficient quantity of caloric, to enable them to resist atmospheric cold, and to preserve, at all times and in every part, a temperature nearly equal. See *Animal Heat*.

CALORIFACIENT, *Calorifiant*, *Calorificans*, *Calorifians*: from *calor*, 'heat,' and *fieri*, 'to be made.' Having the power of producing heat. Relating to the power of producing heat.

CALORIFICATION, *Calorificatio*, same etymon as the last. The function of producing animal heat.

CALORINÆSES, from *calor*, 'heat.' The name under which M. Baumes proposes to arrange all diseases, characterized by a sensible change in the quantity of animal heat. The

Calorinæses form the first class of his Nosology.

CALOTROPIS GIGANTEA, *Mudar*—c. *Mudarii*, *Mudar*.

CALOTTE, (F.) *Pileolum*. Anatomists sometimes give the name—*Calotte aponevrotique*—to the aponeurosis of the occipito-frontalis muscle, which covers it externally; and that of *Calotte du crane* to the *scull-cap*.

Calotte is also applied to an adhesive plaster, with which the head of a person labouring under *tinea capitis* is sometimes covered, after the hair has been shaved off. This plaster is pulled suddenly and violently off, in order to remove the bulbs of the hair. It means, also, a sort of coil made of boiled leather, worn by those who have undergone the operation of trepan, &c.

CALOTTE D'ASSURANCE, *Condom*.

CALTHA ALPINA, *Arnica montana*—c. *Arvensis*, *Calendula arvensis*—c. *Vulgaris*, *Calendula officinalis*.

CALTROPS, see *Trapa natans*.

CALUMBA, *Calom'bo*, *Calom'ba*, *Colom'ba*, (Ph. U. S.;) *Columbo*, *Radix Columbe*, (F.) *Calumbe* ou *Columbe*. The root of *Mentzpermum palmatum*, *Cocculus palmatus*, indigenous in India and Africa. Its odour is slightly aromatic; taste unpleasantly bitter. It is tonic and antiseptic. Dose, gr. 10 to ʒj. in powder.

CALUMBA, AMERICAN, *Fraseria Walteri*, *F. Carolinensis*, *F. Officinalis*, *Swer'tia difformis*, *Sw. Fraseria*, *American* or *Marietta Columbo*, *Indian Lettuce*, *Yellow Gentian*, *Golden Seal*, *Meadow pride*, *Pyramid*, is used in the same cases as the true *Calumba*.

CALUS, *Callus*.

CALVA, *Cranium*.

CALVA, *Calva'ria*. The cranium; the upper part especially; the skull-cap;—the *Vault of the Cranium*, *Cam'era*.

CALVARIA, *Cranium*.

CALVA'TA FERRAMENTA. Surgical instruments, which have a head or button.

CALVER'S PHYSIC, *Leptandria Virginica*.

CALVI'TIES, *Calvi'tium*, *Phal'acra*, *Phalacro'sis*, *Glabri'ties*, *Ophi'asis*, *Depilatio Capitis*, *Phalacro'ma*, *Madaro'sis*, *Lipostrich'ia*, *Baldness*, &c., from *calvus*, 'bald,' (F.) *Chauveté*. Absence of hair, particularly at the top of, and behind, the head. *Calvi'ties palpebrarum*,—loss of the eye-lashes.

CALX, Lime, *Ca'rium Terra*, *Protoxide of Calcium*, *Calca'ria pura*, (F.) *Chaux*: The lime, employed in pharmacy, should be recently prepared by calcination. When water is sprinkled over caustic lime, we have *slaked lime*, *hydrate of lime*,—the *Calcis Hydras* of the London pharmacopœia.

CALX, see *Calcanæum*—c. *Chlorinata*, *Calcis chloridum*—c. *Cum kali puro*, *Potassa cum calce*—c. *Salita*, *Calcis murias*—c. *Bismuthi*, *Bismuthi*, *subnitrate of*.

CALX E TESTIS; lime prepared from shells. It has probably no medicinal advantages over that prepared from marble.

CALX OXYMURIATICA, *Calcis chloridum*.

CALX VIVA, *Ox'idum Cal'cii*, *Calx recens*, *Frsmans nix*, *Calx usta*, *Calx et Calx viva*, *Lime* or *Quicklime*, (F.) *Chaux-vive*. The external operation of calx viva is escharotic, but it is rarely used. Lime is a good disinfecting agent. It is employed internally in the form of *Liquor Calcis*, (q. v.)

CALYSTEGIA SOLDANELLA, Convolvulus soldanella.

CALYX, Calix.

CAMARA, Calva.

CAMAREZ, MINERAL WATERS OF.

Camarez is a small canton near Sylvanès, in the department of Aveyron, France, where there are some acidulous chalybeates.

CAMAROSIS, *Camaro'sma*, from *καμαρα*, 'a vault;' *Camera'tio*, *Testudina'tio Cra'nii*. A species of fracture of the skull, in which the fragments are placed so as to form a vault, with its base resting on the dura mater.—Galen, Paulus of Ægina.

CAMBING. A tree of the Molucca Islands, from the bark of which a kind of gum-resin exudes, which has been highly extolled in dysentery. It appears to have some resemblance to the simarouba.—Rumphius.

CAMBIUM, 'Ezechange.' A name formerly given to a fancied nutritive juice, which was supposed to originate in the blood, to repair the losses of every organ, and produce their increase.—Sennertus.

CAMBO, MINERAL WATERS OF. A village in the department of Basses Pyrénées, France, where there are two mineral springs; the one an acidulous chalybeate, the other sulphureous. Temperature, 62° to 69° Fahrenheit.

CAMBODIA, Cambogia.

CAMBOGIA, from Cambodia, in the East Indies, where it is obtained. Hence, likewise, its names *Camba'dia*, *Camba'gium*, *Gamba'gia*, *Gambo'gium*, *Gambu'gium*. It is called, also, *Gutta*, *Gutta gamba*, *Gummi Gutta*, *Catagau'na*, *Catagau'ma*, *Chryso'pus*, *Lacati'vus Ind'icus*, *Gummi Bo'gia*, *G. gaman'dræ*, *G. de Goa*, *G. de Jemu*, *Chitta jemoco*, *Gutta Gaman'dræ*, *Gummi ad Pod'agram*, *Camboge* or *Gamboge*, &c., (F.) *Gomme Gutte*. Ord. Guttiferæ. A yellow juice obtained from *Stalagmi'tis Cambogioides*, and other plants of the natural family Guttiferæ, but it is not known from which of them the officinal camboge is obtained. It is inodorous, of an orange yellow colour; opaque and brittle; fracture, glassy; is a drastic cathartic, emetic and anthelmintic; and is used in visceral obstructions and dropsy, and wherever powerful hydragogue cathartics are required. Dose from gr. ij. to vi. in powder, united with calomel, squill, &c.

CAMBU'CA, *Cambu'sa membra'ta*. Buboec and venereal ulcers, seated in the groin or near the genital organs.—Paracelsus. See Bubo.

CAMELEE, *Cneorum tricocum*.

CAMERA, Chamber, Fornix, Vault—c. Cordis, Pericardium—c. Oculi, Chamber of the eye.

CAMERATIO, Camarosis.

CAMINGA, *Canella alba*.

CAMISIA FÆTUS, Choron.

CAMISOLE, Waistcoat, strait.

CAMMARUS, Crab.

CAMOMILLE FÉTIDE, *Anthemis cotula*—c. *Puante*, *Anthemis cotula*—c. *Romaine*, *Anthemis nobilis*—c. *des Teinturiers*, *Anthemis tinctoria*—c. *Vulgaire*, *Matricaria chamomilla*.

CAMOSIERS, WATERS OF. Camosiers is a canton, two leagues from Marseilles, where are two springs containing carbonate of lime, sulphur, chloride of sodium, &c. They are purgative, and used in skin complaints.

CAMOTES, *Convolvulus batatas*.

CAMPAGNE, MINERAL WATERS OF.

Campagne is in the department of Aude, France. The waters contain sulphate and chlorhydrate of magnesia. Temperature, 80° Fahrenheit.

CAMPAN'ULA. Diminutive of *Campana*. A bell.

CAMPANULA TRACHE'LIUM, *Canterbury Bell* or *Throatwort*, was formerly used, in decoction, in relaxation of the fauces. It is, also, called *Cervical'ria*.

CAMPE, Flexion.

CAMPHIRE, Camphor.

CAMPHOR, from Arab. *Caphur* or *Kam'phur*, *Camphora*, *Caphu'ra*, *Cassa*, *Caf*, *Cafur*, *Caphora*, *Altafor*, *Camphire*, *Camphor*, &c. (F.) *Camphre*. A concrete substance, prepared, by distillation; from *Laurus Camphora*, an indigenous tree of the East Indies. Order, Laurinæ. Its odour is strong and fragrant: it is volatile, not easily pulverizable; texture crystalline. Soluble in alcohol, ether, oils, vinegar, and slightly so in water. Its properties are narcotic, diaphoretic, and sedative. Dose, gr. v. to ʒj. Dissolved in oil or alcohol, it is applied externally in rheumatic pains, bruises, sprains, &c.

CAMPHOR WATER, *Mistura Camphoræ*.

CAMPHORATA HIRSUTA, *C. Monspelien'sium*, *Camphorosma Monspeliaca*.

CAMPHORATED, *Camphoratus*, (F.) *Camphré*. Relating to camphor; containing camphor; as a *camphorated smell*, a *camphorated draught*.

CAMPHOROS'MA MONSPELIACA, from *Camphor*, and *οσμη*, 'odour.' *Seld'go*, *Camphorata hirsuta* seu *Monspeliensium*, *Hairy Camphoros'ma*, (F.) *Camphrée de Montpellier*. Family, Atriplicæ. Sex. Syst. Tetrandria Monogynia. This plant, as its name imports, has an odour of camphor. It is regarded as diuretic, diaphoretic, cephalic, antispasmodic, &c. It is also called *Chamepeu'ce* and *Stinking Ground Pine*.

CAMPHRE, Camphor.

CAMPHRE, Camphorated.

CAMPHRE DE MONTPELLIER, *Camphorosma Monspeliaca*.

CAMPOMANE'SIA LINEATIFOLIA. A tree, twenty to thirty feet high, which grows in Peru, and whose fruit—*palillo*, of a bright yellow colour, and as large as a moderate-sized apple—has an exceedingly agreeable scent, and is one of the ingredients in making the perfumed-water called *mistura*.—Tschudi.

CAMPSIS, *Flex'io*, *Curvad'tio*, *Inflex'io*. Bone or cartilage, forcibly bent from its proper shape, without breaking.—Good.

CAMPSIS DEPRESSIO, Depression.

CAMPYLORRHACHIS; from *καμπυλος*, 'crooked,' and *ραχις*, 'spine.' A monster whose spine is crooked.—Gurlt.

CAMPYLORRHINUS; from *καμπυλος*, 'crooked,' and *ρην*, 'nose.' A monster whose nose is crooked.—Gurlt.

CAMPYLOTIS, Cataclasis.

CAMPYLUM, Cataclasis.

CAMUS, (F.) *Simus*, *Rasi'mus*, *Simo*, *Silo*, *Silus*. One who has a short, stumpy nose. The French speak of *Nex camus*, 'short nose.'

CANAL, *Canalis*, *Ductus*, *Med'tus*, *Poros*, *Ochetos*, (F.) *Conduit*. A channel for affording passage to liquids, or solids, or to certain organs.

CANAL, ALIMENTARY, *C. Digestive*, *Canal'*

lis cibarius vel digestivus, Ductus cibarius, Tubus alimentarius seu intestino-rum, Digestive Tube, Alimentary Duct or Tube. The canal extending from the mouth to the anus.

CANAL, ARACHNOID, Canal's Bichat'si, Canal of Bichat. A canal formed by the extension of the arachnoid over the transverse and longitudinal fissures of the brain, and which surrounds the vena magna Galeni. The orifice of the canal has been termed the Foramen of Bichat.

CANAL ARTÉRIEL, Arterial duct—c. de Bartholin, Ductus Bartholinus—c. of Bichat, Canal, arachnoid—c. Bullular, of Petit, Godronné canal—c. Carotidien, Carotid canal—c. Choledoque, Choledoch duct—c. Ciliary, Ciliary canal—c. of Fontana, Ciliary canal—c. Goudronné, Godronné canal—c. Hépatique, Hepatic duct.

CANAL, HYALOID. A cylindrical passage, described by M. J. Cloquet as formed by the reflection of the hyaloid membrane into the interior of the vitreous body around the nutritious artery of the lens. M. Cruveilhier has never been able to see it.

CANAL INCISIVE, see Palatine canals—c. Infra-orbital, Suborbital canal—c. Infusee de Vos temporal, Carotid canal—c. Intermédiaire des ventricules, Aquæductus Sylvii.

CANAL, INTES'TINAL, Canal's seu Ductus intestinalis. The portion of the digestive canal formed by the intestines.

CANAL OF JACOBSON, Canal, tympanic.

CANAL, MED'ULLARY. The cylindrical cavity in the body or shaft of a long bone, which contains the marrow.

CANAL, NASAL, Lachrymal canal.

CANAL OF NUCK. A cylindrical sheath formed around the round ligaments of the uterus by a prolongation of the peritoneum into the inguinal canal.

CANAL DE PETIT, Godronné canal—c. Pulmo-aortique, Arterial duct—c. Rachidian, Vertebral canal.

CANAL OF SCHLEMM. A minute circular canal, discovered by Professor Schlemm, of Berlin. It is situate at the point of union of the cornea and sclerotic.

CANAL, SPINAL, Vertebral canal—c. Spiroïde de Vos temporal, Aquæductus Fallopii—c. de Stenon, Ductus salivaris superior—c. Thoracique, Thoracic duct—c. Veineux, Canal, venous—c. Vulvo-uterine, Vagina—c. de Warthon, Ductus salivaris inferior.

CANAL, TYM'PANIC, Canal's tympanicus, Canal of Jacobson. A canal which opens on the lower surface of the petrous portion of the temporal bone, between the carotid canal and the groove for the internal jugular vein. It contains Jacobson's nerve.

CANAL, VENOUS, Canal's seu Ductus venosus, (F.) Canal veineux. A canal, which exists only in the fœtus. It extends from the bifurcation of the umbilical vein to the vena cava inferior, into which it opens, below the diaphragm. At times, it ends in one of the infra-hepatic veins. It pours into the cava a part of the blood, which passes from the placenta by the umbilical vein. After birth, it becomes a fibro-cellular cord.

CANAL OF WIRSUNG, see Pancreas.

CANALES BRESCHETI. Canals in the

diploë for the passage of veins; so called after M. Breschet.

CANALES CIRCULARES, Semicircular canals—c. Cochleæ, Scalæ of the cochleæ—c. Lacrymales, Lachrymal ducts—c. Membranei renum, see Calix—c. Tubæformes, Semicircular canals.

CANALICULATED, Grooved.

CANALICULATUS, Cannelé, Grooved.

CANALICULÉ, Grooved.

CANALICULI LACHRYMALES, Lachrymal ducts—c. Limacum, Lachrymal ducts—c. Semicirculares, Semicircular canals.

CANALIS, Meatus—c. Arteriosus, Arterial duct—c. Bichatii, Canal, arachnoid—c. Canaliculatus, Gorget—c. Caroticus, Carotid canal—c. Deferens, Deferens; vas—c. Intestinalium, Intestinal Tube—c. Lacrymalis, Lachrymal or nasal duct—c. Medius, Aquæductus Sylvii—c. Medullæ Spinalis, see Vertebral column—c. Nervus fistulosus renum, Ureter—c. Orbitæ nasalis, Lachrymal or nasal duct—c. Scalarum communis, Infundibulum of the cochleæ—c. Tympanicus, Canal, tympanic—c. Urinarius, Urethra—c. Vidianus, Pterygoid canal.

CANALES OF HAVERS, Canals, nutritive of bones—c. Haversian, Canals; nutritive of bones.

CANALES, NUTRITIVE, Canals for the nutrition of bones, Ductus nutritivi, Haver'sian Canals, Canals of Havers, (F.) Canaux nourriciers ou du Nutrition des os, Conduits nourriciers ou nutritiers. The canals, through which the vessels pass to the bones. They are lined by a very fine lamina of compact texture, or are formed in the texture itself. There is, generally, one large nutritious canal in a long bone, situate towards its middle.

CANAPACIA, Artemisia vulgaris.

CANARIES, CLIMATE OF. The climate of the Canaries greatly resembles that of Madeira. That of the latter is however more equable, and the accommodation for invalids much superior.

CANARIUM COMMUNE, see Amyris elemifera.

CANARIUM-SEED, Phalaris Canariensis.

CANAUX AQUEUX, see Aqueous—p. Demicirculaires, Semicircular canals—c. Éjaculateurs, Ejaculatory ducts—c. Nourriciers, Canals, nutritive—c. de Nutrition des os, Canals, nutritive.

CANAUX DE TRANSMISSION. According to Bichat, the bony canals intended to give passage to vessels and nerves going to parts more or less distant; as the *Canalis Caroticus*, &c.

CANAUX VEINEUX, Venous Canals. The canals situate in the diploë, which convey venous blood.

CANCAMUM. A mixture of several gums and resins, exported from Africa, where it is used to deterge wounds. Dioscorides calls, by the name *καγκαμον*, the tears from an Arabian tree, which are similar to myrrh, and of a disagreeable taste. He advises it in numerous diseases. This name is given, also, to the Anime, (q. v.)

CANCAMY, Anime.

CANCELLATED, Cancellatus, (F.) Cancellé; from Cancelli, 'lattice-work.' Formed of cancelli, as the 'cancellated structure of bone.'

CANCEL'LI. 'Lattice-work.' The Cellular or Spongy Texture of Bones, (F.) *Tissu cellulaire*; consisting of numerous cells, com-

municating with each other. They contain a fatty matter, analogous to marrow. This texture is met with, principally, at the extremities of long bones; and some of the short bones consist almost wholly of it. It allows of the expansion of the extremities of bones, without adding to their weight; and deadens concussions.

CANCEL'LUS, from *cancer*, 'a crab.' A species of crayfish, called the *Wrong Heir*, and *Bernard the Hermit*: which is said to cure rheumatism, if rubbed on the part.

CANCER, 'a crab.' (q. v.) *Car'cinus*, *Lupus canero'sus*, *Ulcus canero'sum*. A disease, so called either on account of the hideous appearance which the ulcerated cancer presents, or on account of the great veins which surround it, and which the ancients compared to the claws of the crab: called also *Carcino'ma*. It consists of a scirrhus, livid tumour, intersected

by firm, whitish, divergent bands; and occurs chiefly in the secret glands. The pains are acute and lancinating, and often extend to other parts. The tumour, ultimately, terminates in a fetid and ichorous ulcer. It is distinguished, according to its stages, into *occult* and *open*; the former being the scirrhus, the latter the ulcerated condition. At times, there is a simple destruction or erosion of the organs, at others, an *encephaloid* or *cerebriform*, and at others, again, a *colloid* degeneration.

For its production, it requires a peculiar diathesis, or cachexia. The following table, from Dr. Walshe, exhibits the characters of the three species of carcinoma:

The use of irritants in cancerous affections, is strongly to be deprecated. When the disease is so situated that excision can be practised, the sooner it is removed the better,

<i>Encephaloid.</i>	<i>Scirrhus.</i>	<i>Colloid.</i>
<p>Resembles lobulated cerebral matter.</p> <p>Is commonly opaque from its earliest formation.</p> <p>Is of a dead white colour.</p> <p>Contains a multitude of minute vessels.</p> <p>Is less hard and dense than scirrhus.</p>	<p>Resembles rind of bacon traversed by cellulo-fibrous septa.</p> <p>Has a semitransparent glossiness.</p> <p>Has a clear whitish or bluish yellow tint.</p> <p>Is comparatively ill-supplied with vessels.</p> <p>Is exceedingly firm and dense.</p>	<p>Has the appearance of particles of jelly inlaid in a regular alveolar bed.</p> <p>The contained matter is strikingly transparent.</p> <p>Greenish yellow is its predominant hue.</p> <p>Its vessels have not been sufficiently examined as yet.</p> <p>The jelly-like matter is exceedingly soft; a colloid mass is, however, firm and resisting.</p> <p>The pulsatious variety has been detected in the veins.</p> <p>Is composed of shells in a state of <i>emboîtement</i>.</p>
<p>Is frequently found in the veins issuing from the diseased mass.</p> <p>The predominant microscopical elements are globular, not always distinctly cellular, and caudate corpuscula.</p> <p>Occasionally attains an enormous bulk.</p> <p>Has been observed in almost every tissue of the body.</p> <p>Very commonly co-exists in several parts or organs of the same subject.</p> <p>Is remarkable for its occasional vast rapidity of growth.</p> <p>Is frequently the seat of interstitial hemorrhage and deposition of black or bistre-coloured matter.</p> <p>When softened into a pulp, appears as a dead white or pink opaque matter of creamy consistence.</p> <p>Subcutaneous tumours are slow to contract adhesion with the skin.</p> <p>Ulcerated encephaloid is frequently the seat of hemorrhage, followed by rapid fungous development.</p>	<p>Has not been distinctly detected in this situation.</p> <p>The main microscopical constituents are juxtaposed-nuclear cells; caudate corpuscula do not exist in it.</p> <p>Rarely acquires larger dimensions than an orange.</p> <p>Its seat, as ascertained by observation, is somewhat more limited.</p> <p>Is not unusually solitary.</p> <p>Ordinarily grows slowly.</p> <p>Is comparatively rarely the seat of these changes.</p>	<p>Observes a mean in this respect.</p> <p>Has so far been seen in a limited number of parts only.</p> <p>Has rarely been met with in more than one organ.</p> <p>Grows with a medium degree of rapidity.</p>
<p>When softened into a pulp, appears as a dead white or pink opaque matter of creamy consistence.</p> <p>Subcutaneous tumours are slow to contract adhesion with the skin.</p> <p>Ulcerated encephaloid is frequently the seat of hemorrhage, followed by rapid fungous development.</p>	<p>Resembles, when softened, a yellowish brown semitransparent gelatinous matter.</p> <p>Scirrhus thus situate usually becomes adherent.</p> <p>Scirrhus ulcers much less frequently give rise to hemorrhage; and fungous growths (provided they retain the scirrhus character) are now more slowly and less abundantly developed.</p> <p>There is not such a remarkable change in the rate of progress of the disease after ulceration has set in.</p>	<p>Undergoes no visible change of the kind.</p>
<p>The progress of the disease after ulceration is commonly very rapid.</p> <p>It is the most common form under which secondary cancer exhibits itself.</p> <p>Is the species of cancer most frequently observed in young subjects.</p>	<p>Is much less common before puberty.</p>	<p>Has so far been observed in adults only.</p>

CANCER ALVEOLARIS, Colloid.

CANCER AQUATICUS, Gangrenous stomatitis, Cancrum Oris, Gangrænop'is, Canker of the mouth, Gangrenous sore mouth, Sloughing Phagedæna of the mouth, Water Canker: called, also, *Aphthæ serpen'tes, Gangræna Oris, Noma, Nome, Nomus, Pseudocarcinoma lab'is, Stomacacé gangrenosa, Cheilocacé, Ulc'acé, Uli'tis sept'ica, Cheilomala'cia, Scorb'urus Oris, Stomatomala'cia putrida, Stomatosep'is, Stomatonecro'sis, Carbur'culus labiorum et genarum, &c. (F.) Cancer aquaticus, Stomatite gangrænuse, S. Charbonneuse, Gangrène*

de la Bouche, Sphacèle de la Bouche, Fégariu, Aphthé gangrèneux. Certain sloughing or gangrenous ulcers of the mouth,—so called, perhaps, because they are often accompanied with an afflux of saliva. The disease is not uncommon in children's asylums, and demands the same treatment as hospital gangrene;—the employment of caustics, and internal and external antiseptics.

CANCER AQUATIQUE, Cancer aquaticus, Stomacacé—c. Aréolaire, Colloid—c. Asctacus, see Cancrum chelæ—c. Black, Melanosis—c. Caminariorum, Cancer, chimney sweep

ers'—c. Cellular, Encephaloid—c. *Cérébriforme*, see Encephaloid.

CANCER, CHIMNEY-SWEEPERS', *Sootwart*, *Cancer munditorum*, *Cancer purgatoris infumiculi*, *Cancer seu carcinoma scroti*, *Cancer caminariorum*, *Oscheocarcinoma*, *Oscheocarcinoma*, (F.) *Cancer des Ramoneurs*. This affection begins with a superficial, painful, irregular ulcer with hard and elevated edges occupying the lower part of the scrotum. Extirpation of the part affected is the only means of effecting a cure.

CANCER, DAVIDSON'S REMEDY FOR, see *Coninum maculatum*—c. *du Foie*, *Hépatosarcomie*—c. Fibrous, Scirrhus.

CANCER GALENI, (F.) *Cancer de Galien*. A bandage for the head, to which Galen gave the name *Cancer*, from its eight heads resembling, rudely, the claws of the crab. It is now supplied by the bandage with six *chefs* or heads, which is called the *Bandage of Galen* or *B. of the Poor*.

CANCER DE GALIEN, *Cancer Galeni*—c. *Gélatiniforme*, Colloid—c. Gelatinous, Colloid—c. Hard, Scirrhus—c. Intestinorum, Enteropathia cancerosa—c. *des Intestins*, Enteropathia cancerosa—c. of the Lung, Phthisis, cancerous—c. Lupus, Lupus—c. Medullaris, Encephaloid—c. Melaneus, Melanosis—c. *Mélane*, Melanosis—c. Melanodes, *Cancer*, melanotic.

CANCER, MELANOTIC, *Cancer melano des*, *Carcinoma melano des*. A combination of cancer and melanosis.

CANCER MOLLIS, see Encephaloid—c. *Mou*, Encephaloid—c. Munditorum, *Cancer*, chimney-sweepers'—c. Oculi, Scirrhopthalmus—c. Oris, Stomacæ—c. Ossis, Spina ventosa—c. Pharyngis et œsophagi, Læmoscirrhus—c. Purgatoris infumiculi, *Cancer*, chimney-sweepers'—c. Scirrhus, Scirrhus—c. Scroti, *Cancer*, chimney-sweepers'—c. Soft, Hæmatodes fungus—c. of the Stomach, Gastrostenosis cardiaca et pylorica—c. Uteri, Metro-carcinoma.

CANCÈREUX, Cancerous.

CANCER ROOT, Orobanche Virginiana, Phytolacca decandra.

CANCEROMA, Carcinoma.

CANCEROUS, *Cancro'sus*, *Carcino'sus*, (F.) *Cancéreux*. Relating to cancer; as *Cancerous ulcer*, *Cancerous Diathesis*, &c.

CANCHALA'GUA, *Cachenlaguen*, *Cachinlagua*, *Chancelagua*, *Erythra'a Chilen'sis*. A bitter Chili plant, which is considered aperient, sudorific, stomachic, vermifuge and febrifuge.

CANCRENA, Gangrene.

CAN'CROID, *Cancro des*, *Cancroï des*, *Carcino des*, *Carcinoï des*, *Cancroï des*, from *cancer* and *ειδος*, 'form.' That which assumes a cancerous appearance. Cancroid is a name given to certain cutaneous cancers by Alibert; called also *Cheloid* or *Keloid* (*γελυκ*, 'a tortoise,' and *ειδος*, 'likeness,') from their presenting a flattish raised patch of integument, resembling the shell of a tortoise.

CANCROMA, Carcinoma.

CANCRO'NUM CHELÆ, *Oculi vel Lapides Cancro'rum*, *Lapilli cancro'rum*, *Concrementa Astaci fluviatilis*, *Crab's stones* or *eyes*, (F.) *Yeux d'écrevisse*. Concretions found, particularly, in the *Cancer Astacus* or Crayfish. They consist of carbonate and phosphate of lime, and possess antacid virtues, but not more than chalk.

CANCROSUS, Cancerous, *Chancreuse*.

CANCNUM ORIS, *Cancer Aquaticus*, Stomacæ.

CANDELA, Bougie—c. *Fumalis*, Pastil—c. *Medicata*, *Bougie*—c. *Regia*, *Verbascum nigrum*.

CANDELARIA, *Verbascum nigrum*.

CANDI, *Candum*, *Canthum*, *Can'tion*: 'white, bleached, purified.' Purified and crystallized sugar. See Saccharum.

CANDIDUM OVI, Albumen ovi.

CANE, SUGAR, see Saccharum—c. Sweet, *Acorus calamus*.

CANELÉ, Grooved.

CANELLA, see Canella alba.

CANEL'LA ALBA, diminutive of *Canna*, 'a reed,' so called because the bark is rolled up like a reed. *Cortez Winteranus spurius*, *Canella Cuba'na*, *C. Wintera'nia*, *Cinnamomum album*, *Cortez Antiscorbuticus*, *C. Aromat'icus*, *Costus cortico'sus*, *Camin'ga*, *Canella* of Linneus, and of Ph. U. S., *Canella Bark*, *Canella*, (F.) *Canelle* ou *Canelle blanche*, *Fausse Écorce de Winter*, *Écorce Caryocostine*. Fam. Magnoliaceæ. *Sex. Syst.* Dodecandria Monogynia. This bark is a pungent aromatic. Its virtues are partly extracted by water; entirely by alcohol. It is a stimulant, and is added to bitters and cathartics.

CANELLA CARYOPHYLLATA, *Myrtus caryophyllata*—c. *Cubana*, *C. alba*, *Laurus cassia*—c. *Malabarica* et *Javensis*, *Laurus cassia*.

CANELLIFERA MALABARICA, *Laurus cassia*.

CANEPIV, (F.) A fine lamb's skin or goat's skin, used for trying the quality of lancets.

CANICACEOUS, Furfuraceous.

CANICÆ. Meal, in which there is much bran. Also, coarse bread; or bread in which there is much bran—*Paris Canicæcus*.

CANICIDA, Aconitum.

CANIC'ULA; the *Dogstar*, from *canis*, 'a dog;' *Σειριος*, *Sirius*, (F.) *Canicula*. This star, which gives its name to the *Dogdays*, *Dies caniculares*, because they commence when the sun rises with it, was formerly believed to exert a powerful influence on the animal economy: The Dog-days occur at a period of the year when there is generally great and oppressive heat, and therefore—it has been conceived—a greater liability to disease.

CANIE, Knife

CANIN, Canine.

CANINANÆ RADIX, *Caincæ radix*.

CANINE, *Caninus*, *Cyn'icus*, *κυνικος*, from *canis*, 'a dog.' (F.) *Canin*. That which has a resemblance to the structure, &c., of a dog.

CANINE FOSSA, *Fossa Cani'na*, *Infraorbital* or *Suborbital fossa*, (F.) *Fosse Canine*. A small depression on the superior maxillary bone, above the *dens caninus*, which gives attachment to the *caninus* or *levator anguli oris muscle*.

CANINE LAUGH, *Sardon'ic laugh*, *Risus Caninus* seu *Sardon'icus* seu *Sardo'nus*, *R. de Sardo'nia*, *R. involuntarius*, *R. spas'ticus*, *Tortu'ra Oris*, *Distorsio Oris*, *Gelas'mus*, *Sardi'asis*, *Sardon'asis*, *Trismus Sardon'icus* seu *cyn'icus*, *Spasmus musculorum faciei seu cyn'icus*, (F.) *Ris canin*, *R. Sardonique*, *R. Sardonien*, *R. moqueur*. A sort of laugh, the facial expression of which is produced particularly by the spasmodic

contraction of the *Caninus* muscle. Probably, this expression, as well as *Cynic Spasm*, *Spasmus caninus* seu *cynicus*, *Convulsio cani'na*, *Trismus cynicus*, may have originated in the resemblance of the affection to certain movements in the upper lip of the dog. The *Risus Sardoniacus* is said to have been so called from similar symptoms having been induced by a kind of Ranunculus that grows in Sardinia.

CANINE TEETH, *Dentes Cani'ni*, *Cynodon'tes*, *D. Lanii'rii*, *D. angula'res*, *cuspidati*, *colu'mellares*, *ocula'res*, *morden'tes*, *Eye Teeth*, (F.) *Dents canines*, *laniaires*, *angulaires*, *oculaires*, *aillères* ou *conoides*. The teeth between the lateral incisors and small molares, of each jaw;—so named because they resemble the teeth of the dog.

CANINUS, *Levator anguli oris*—c. *Sentis*, *Rosa canina*—c. *Spasmus*, see *Canine Laugh*.

CANIRAM, *Strychnos nux vomica*.

CANIRUBUS, *Rosa canina*.

CANIS INTERFECTOR, *Veratrum saba-billa*—c. *Ponticus*, *Castor fiber*.

CANIT'IES, from *canus*, 'white.' *Whiteness* or *grayness of the hair*, and especially of that of the head. (F.) *Canitie*. When occurring in consequence of old age it is not a disease. Sometimes, it happens suddenly, and apparently in consequence of severe mental emotion. The causes, however, are not clear. See *Poliosis*.

CANKER, *Stomacace*—c. of the Mouth, *Cancer aquaticus*—c. Water, *Cancer aquaticus*.

CANNA, see *Tous-les-Mois*, *Cassia fistula*, *Trachea*—c. *Brachii*, *Ulna*—c. *Domestica cruris*, *Tibia*—c. *Fistula*, *Cassia fistula*—c. *Indica*, *Sagittarium alexipharmacum*—c. *Major*, *Tibia*—c. *Minor*, *Fibula*, *Radius*—c. *Solutiva*, *Cassia fistula*.

CANNABIS INDICA, *Bangue*. See, also, *Churrus*, and *Gunjah*.

CANNABIS SATI'VA, (F.) *Chanvre*, *Chambrie*. The seed of this—*Hempseed*, *Sem'ina Cannabis*, (F.) *Chenevis*, is oily and mucilaginous. The decoction is sometimes used in gonorrhœa.

CANNACORUS RADICE CROCEA, *Curcuma longa*.

CANNAMELLE, see *Saccharum*.

CANNE AROMATIQUE, *Acorus calamus*—c. *Congo*, *Costus*—c. *de Rivière*, *Costus*—c. *Sucre*, see *Saccharum*.

CANNEBERGE, *Vaccinium oxycoccus*—c. *Poncture*, *Vaccinium vitis idæa*.

CANNELÉ ou CANELÉ, (F.) from *canalis*, 'a canal?' *Sulcatus*, *Striatus*, *Canaliculatus*. Having a canal or groove—as *Muscle cannelé* (Lieutaud), the Gemini; *Corps canelés* ou *striés*, the *Corpora striata*; *Sonde cannelée*, a grooved sound, &c. See *Grooved*.

CANNELLE, *Laurus cinnamomum*—c. *Blanche*, *Canella alba*—c. *de la Chine*, *Laurus cassia*—c. *de Coromandel*, *Laurus cassia*—c. *Fausse*, *Laurus cassia*—c. *Giroflée*, *Myrtus carophyllata*—c. *des Indes*, *Laurus cassia*—c. *de Java*, *Laurus cassia*—c. *de Malabar*, *Laurus cassia*—c. *Matte*, *Laurus cassia*—c. *Officinale*, *Laurus cinnamomum*—c. *Poirrée*, see *Wintera aromatica*.

CANNULA, *Canula*.

CANNULÆ PULMONUM, *Bronchia*.

CANOPUM, see *Sambucus*.

CANOR STETHOSCOPICUS, *Tintement métallique*.

CANTABRICA, *Convolvulus Cantabrica*.

CANTABRUNO, *Furur*.

CANTARELLUS, *Meloe proscarabæus*.

CANTATIO, *Charm*.

CANTERBURY, WATERS OF, *Aquæ Cantuarien'ses*. The waters of Canterbury in Kent, England, are impregnated with iron, sulphur, and carbonic acid.

CANTERIUM, *Cantherius*.

CANTHARIDE TACHETÉE, *Lytta vittata*.

CANTHARIDINE, see *Cantharis*.

CANTHARIS, from *κανθαρος*, 'a scarabæus;' *Musca Hispanica*, *Mel'oe vesicatorius*, *Cantharis vesicatoria*, *Lytta vesicatoria*, *Blistering Fly*, *Spanish Fly*, *Fly*, (F.) *Cantharides*, *Mouches*, *M. d'Espagne*. This fly is much employed in medicine. It is the most common vesicatory. Given internally, and even when absorbed from the skin, it affects the urinary organs, exciting strangury. This may be prevented, in cases of blisters, by interposing between the blistering plaster and skin a piece of tissue paper. Diluents will relieve the strangury. Dose, half a grain to one grain. If kept dry, the flies will retain their activity for many years. Their active principle, *Cantharidin*, *Cantharidin*, has been separated from them.

CANTHARIS VITTATA, *Lytta vittata*.

CANTHERIUS, *Cantharium*. The cross-piece of wood in the apparatus used by Hippocrates for reducing luxations of the humerus.

CANTHITIS, Inflammation of the canthus of the eye.

CANTHOPLASTICE, from *κανθος*, 'the angle of the eye,' and *πλαστικός*, 'formative.' The formation, by plastic operation, of the angle of the eye.

CANTHUM, *Candi*.

CANTHUS, *Epicanthus*, *Angulus ocularis*, *Fons lachrymarum*. The corner or angle of the eye. The greater *canthus* is the inner angle, *Hircus*, *Hir'quus*, *Rhanter*; the lesser *canthus*, the outer angle, *Par'opia*, *Pega*.

CANTIANUS PULVIS. A cordial powder, known under the name, 'Countess of Kent's powder,' composed of coral, amber, crab's eyes, prepared pearls, &c. It was given in cancer.

CANTION, *Candi*.

CANULA, *Can'nula*, *Auliscus*, *Aulos*. Diminutive of *Canna*, 'a reed;' *Tubulus*, (F.) *Canule* ou *Canule*. A small tube of gold, silver, platinum, iron, lead, wood, or elastic gum, used for various purposes in surgery.

CA'OUTCHOUC. The Indian name for *Indian Rubber*, *Elastic Gum*, *Gum Elastic*, *Cachuc*, *Resina elastica*, *Cayenne Resin*, *Cautchuc*. A substance formed from the milky juice of *Hevea* seu *Hevea Guianen'sis*, *Jatropha elastica* seu *Siphonia Cakchuc*, *S. elastica*, *Ficus Indica*, and *Artoe'pus integrifolia*—South American trees. It is insoluble in water and alcohol; but boiling water softens and swells it. It is insoluble in the essential oils and in ether, when it may be blown into bladders. It is used in the fabrication of catheters, bougies, pessaries, &c.

CAPA-ISIAKKA: *Bromelia anansis*.

CAPBERN, WATERS OF. *Capbern* is in the department Hautes-Pyrénées, France. The waters contain sulphates and carbonates of lime and magnesia, and chloride of magne-

sium. Temperature, 75° Fahrenheit. They are purgative.

CAPELET, *Myrtus caryophyllata*.

CAPELLINA, *Capelli'na*, (F.) *Capeline*; 'A Woman's Hat, in French; *Capistrum*, from *caput*, 'head.' A sort of bandage, which, in shape, resembles a riding-hood. There are several kinds of *Capelines*. 1. That of the head, *C. de la tête*, *Fascia capitulis*. See Bonnet d'Hippocrate. *C. of the clavicle*, employed in fractures of the acromion, clavicle and spine of the scapula. *C. of an amputated limb*—the bandage applied round the stump.

CAPELLINA, *Capelina*.

CAPER BUSH, *Capparis spinosa*.

CAPER PLANT, *Euphorbia lathyris*.

CAPERS, see *Capparis spinosa*.

CAPETUS, Imperforation.

CAPHORA, Camphor.

CAPHURA, Camphor.

CAPILLAIRE, *Capillary*, see *Adiantum capillus veneris*—*c. du Canada*, *Adiantum pedatum*—*c. de Montpellier*, *Adiantum capillus veneris*.

CAPILLAMENTUM, from *Capillus*, 'a hair,' *Capillitium*, *Tricho'ma*, *Trichoma'tion*. Any villous or hairy covering. Also, a small fibre or fibril.

CAPILLARY, *Capilla'ris*, *Capilla'ceus*, from *capillus*, 'a hair.' (F.) *Capillaire*. Hair-like; small.

CAPILLARY VESSELS, *Vasa capilla'ria*, (F.) *Vaisseaux capillaires*, are the extreme radicles of the arteries and veins, with perhaps a spongy tissue or parenchyma between the two. These, together, constitute the *capillary, intermediate, or peripheral vascular system*. In this system, secretion and nutrition are performed, and animal heat is probably elicited. They possess an action distinct from that of the heart, and are the seat of febrile, inflammatory and other diseases.

CAPILLATIO, *Trichismus*.

CAPILLATUS, *Impuber*.

CAPILLITIUM, *Capillamentum*, *Entropion*, *Scalp*.

CAPILLORUM DEFLUVIUM, *Alopecia*.

CAPILLUS, quasi *Capitis Pilus*, *Coma*, *Chætè*, *Crinis*, *Pilus*, *Thrix*, *Cæsa'ries*, (F.) *Cheveu*. This term is generally applied to the hair of the head, *Pili seu Honor capitis*, the characters of which vary, according to races, individuals, &c. Hairs arise in the cellular membrane, where the bulb is placed, and are composed of two parts—*one*, external, tubular, and transparent, of an epidermoid character; the *other*, internal and *sua generis*, which communicates to them their colour. The hair is insensible, and grows from the root.

CAPILLUS CANADENSIS, *Adiantum pedatum*.

CAPIPLENIUM, *Capitip'lenium*, from *caput*, 'the head,' and *plenum*, 'full.' A word, employed with different significations. A variety of catarrh.—Schneider. A heaviness or disorder in the head common at Rome, like the *καρβασία*, *Carebario*, of the Greeks.—Baglivi.

CAPISTRATIO, *Phimosia*.

CAPISTRUM, *Capeline*, *Chevestre*, *Trismus*—*c. Auri*, *Borax*.

CAPISTRUM, *Phimos*, *Cemos*, *κημος*, 'a halter.' This name has been given to several bandages for the head.—See *Capeline*, *Chevestre*.

CAPITALIA REMEDIA, *Cephalic remedies*.

CAPITALIS, *Cephalic*.

CAPITELLUM, *Alembic*, see *Caput*.

CAPITEUX, *Heady*.

CAPITILUVIUM, from *caput*, 'the head,' and *lavare*, 'to wash.' A bath for the head.

CAPITIPLENIUM, *Capitip'lenium*.

CAPITIPURGIA, *Caput purgia*.

CAPITITRAHA, from *caput*, 'the head,' and *trahere*, 'to draw.' Instruments which, like the forceps, draw down the head when impacted in the pelvis.

CAPITONES, from *caput*, 'the head.' *Macroceph'ali*, *Proceph'ali*. Fætuses whose heads are so large as to render labour difficult.

CAPITULUM, *Alembic*, *Condyle*, see *Caput*—*c. Costæ*, see *Costa*—*c. Laryngis*, *Corniculum laryngis*—*c. Martis*, *Eryngium campestre*—*c. Santorini*, *Corniculum laryngis*.

CAPITULUVIUM, *Bath*, (head.)

CAPNISMOS, *Fumigation*.

CAPNITIS, *Tintia*.

CAPNORCHIS, *Fumaria bulbosa*.

CAPNOS, *Fumaria*.

CAPON, *Cagot*.

CAPOT, *Cagot*.

CAPPARIS SPINOSA, *Cap'paris*, *Coppar*, *Cap'ria*, *Prickly Caper Bush*, (F.) *Câprier*. *Family*, *Capparidææ*. *Sex. Syst.* *Polyandria Monogynia*. The bark of the root, and the buds, have been esteemed astringent and diuretic. The buds are a well known pickle.—*Capers*, (F.) *Câpres*.

CAPPARIS BADUC'CA, *Baduk'ka*. A species of caper, cultivated in India on account of the beauty of its flowers. The Orientals make a liniment with its juice, with which they rub pained parts. The flowers are purgative.

CAPPONE, WATERS OF. At Cappone, in the isle of Ischia, are waters containing carbonate of soda, chloride of sodium and carbonate of lime. Temp. 100° Fah.

CAPREOLA'RIS, from *capreolus*, 'a tendril.' *Cissoïdes*, *Elicoïdes*, (F.) *Capréolaire*. Twisted.

CAPREOLA'RIA VASA. Some have called thus the spermatic arteries and veins, on account of their numerous contortions.

CAPREOLUS, *Helix*.

CÂPRES, see *Capparis spinosa*.

CAPRIA, *Capparis spinosa*.

CAPRICORNUS, *Plumbum*.

CÂPRIER, *Capparis spinosa*.

CAPRIFOLIA, *Lonicera periclymenum*.

CAPRILOQUIUM, *Egophony*.

CAPRIZANS PULSUS, see *Pulse*, *caprizant*.

CAPSA, *Boîte*, *Capsule*, *Case*—*c. Cordis*, *Pericardium*.

CAPSARIUM, *Bâtier*.

CAPSICUM, see *Capsicum annum*.

CAPSICUM ANNUM, from *καπρω*, 'I bite.' The systematic name of the plant whence *Cayenne Pepper* is obtained.—*Piper Indicum* seu *Hispanicum*, *Solidum wrens*, *Siliquos'trum Plin'ii*, *Piper Brazilia'num*, *Piper Guineen'se*, *Piper Calculeticum*, *Piper Tur'cicum*, *C. Hispanicum*, *Piper Lusitanicum*, *Cayenne Pepper*, *Guin'ea Pepper*, (F.) *Piment*, *Poivre d'Inde*, *Poivre de Guinée*, *Corail des Jardins*. The pungent, aromatic properties of *Bacca*

Cap'sici, *Capsicum Berries*, *Capsicum* (Ph. U. S.), are yielded to ether, alcohol, and water. They are highly stimulant and rubefacient, and are used as a condiment. Their active principle is called *Capsicin*.

CAPSICUM HISPANICUM, *Capsicum annuum*.

CAPSIQUE, *Capsicum annuum*.

CAPSTITIS, see Phacitis.

CAPSULA, *Bôvier*—c. Articularis, Capsular ligament—c. Cordis, Pericardium—c. Dentis, Dental follicle—c. Lentis, see Crystalline—c. Nervorum, Nettlelemma.

CAPSULÆ SEMINALES, Vesiculæ S.—c. Synoviales, Bursæ mucosæ.

CAPSLAIRE, Capsular.

CAPSULAR. Relating to a capsula or capsule. *Capsula'ris*, (F.) *Capsulaire*.

CAPSULAR ARTERIES, *Suprarenal Arteries and Veins*. Vessels, belonging to the suprarenal capsules. They are divided into superior, middle, and inferior. The first proceed from the inferior phrenic, the second from the aorta itself, and the third from the renal artery. The corresponding veins enter the phrenic, vena cava, and renal.

CAPSULAR LIGAMENT, *Ligamentum capsularè*, *Cap'sula articula'ris*, *Articular capsule*, *Fibrous capsule*, &c., (F.) *Ligament capsulaire*, *Capsule articulaire*, *Capsule fibreuse*, &c. Membranous, fibrous, and elastic bags or capsules, of a whitish consistence, thick, and resisting, which surround joints.

CAPSULE, *Cap'sula*, *Capsa*, a box, or case, (F.) *Capsule*. This name has been given, by anatomists, to parts bearing no analogy to each other.

CAPSULE, FIBROUS, Capsular ligament.

CAPSULE, GELATINOUS, *Cap'sula gelat'ina*, *Capsule of gelatin*. A modern invention by which copaiba and other disagreeable oils can be enveloped in gelatin so as to conceal their taste.

CAPSULE OF GLISSON, *Cap'sula GLISSONII*, *C. communis* GLISSONII, *Vagi'na Partæ*, *V. GLISSONII*. A sort of membrane, described by Glisson, which is nothing more than dense cellular membrane surrounding the vena porta and its ramifications in the liver.

CAPSULE OF THE HEART, *Cap'sula cordis*. The pericardium, (q. v.)

CAPSULE, RENAL, *C. Suprarenal* or *Atrabiliary Renal Gland*, *Glandula suprarenalis*, *Cap'sula renalis*, *suprarenalis* vel *atrabilialis*, *Ren succenturiatus*, *Nephrid'ium*, (F.) *Capsule surrénale* ou *atrabiliaire*. A flat, triangular body, which covers the upper part of the kidney, as with a helmet. A hollow cavity in the interior contains a brown, reddish or yellowish fluid. The renal capsules were long supposed to be the secretory organs of the fancied atrabilis. They are much larger in the fœtus than in the adult. Their uses are not known.

CAPSULE, SEMINAL, *Cap'sula semina'lis*. BARTHOLINE thus designates the extremity of the vas deferens, which is sensibly dilated in the vicinity of the vesiculæ seminales. Some anatomists apply this name to the vesiculæ themselves.

CAPSULE, SYNOVIAL, *Capsula Synovia'lis*. A membranous bag, surrounding all the movable articulations and canals, which gives passage to tendons. Synovial capsules exhale,

from their articular surface, a fluid, whose function is to favour the motions of parts upon each other. See Bursa mucosa, and Synovia.

CAPSULE SURRÉNALE ou ATRABILIAIRE, Capsule, renal.

CAPSULITIS, see Phacitis.

CAPUCHON, Trapezium.

CAPUCINE, *Tropæolum majus*.

CAPULIES, *Prunus capulin*.

CAPULUS, Scrotum.

CAPUT, 'the head,' (q. v.) Also, the top of a bone or other part; (F.) *Tête*. The head of small bones is sometimes termed *capitulum*, *capitell'um*, *cephalid'ium*, *ceph'alis*, *cephal'ium*. Also, the glans penis.

CAPUT ASPERÆ ARTERIÆ, Larynx—c. Coli, Cæcum—c. Gallinaceum, see Gallinaginis caput—c. Gallinaginis, see Gallinaginis caput—c. Genitale, Glans—c. Lubricum, Penis—c. Monachi, Leontodon Taraxacum—c. Obstipum, Torticollis—e. Penis, Glans.

CAPUT PUR'GIA, *Capitipur'gia*. Remedies, which the ancients regarded as proper for purging the head:—*errhines*, *sternutatories*, *apophlegmatisantia*, &c. Prosper Alpinus makes the *caput purgia* to be the same as errhines; and the *apophlegmatisantia* the same as the masticatories of the moderns.

CAPUT SCAPULÆ, Acromion.

CAPUT SUCCEDA'NEUM. A term sometimes used for the tumefied scalp, which first presents in certain cases of labour.

CAPUT TESTIS, Epididymis.

CAQUE-SANGUE, *Cague-sanguie*. Old French words which signify *Bloody evacuations*, (F.) *Déjections sanguinolentes*. They come from *cacare*, 'to go to stool,' and *sanguis*, 'blood.' Under this term was comprehended every affection, in which blood is discharged from the bowels.

CARA SCHULLI, *Frutex Indicus spinosus*, *Barleria buxifolia*. A Malabar plant, which, when applied externally, is maturative and es-solvent. The decoction of its root is used, in the country, in ischuria.

CARABAC'CIUM. An aromatic wood of India, of a yellowish colour, and a smell like that of the clove. Its decoction and infusion are given as stomachic and antiscorbutic.

CAR'ABUS. A genus of coleopterous insects. Two species, the *chrysoceph'alis* and *ferrugin'eus*, have been recommended for the toothache. They must be pressed between the fingers, and then rubbed on the gum and tooth affected.

CARACTÈRE, Character.

CARAGNA, Caranna.

CARAMATA, *Arumari*. A tree in the inland parts of Pomeroo. It furnishes a febrifuge bark, which Dr. Hancock says may be used in typhoid and remittent fevers where the cinchona is either useless or pernicious.

CARAMBOLO, *Averrhoa carambola*.

CARANNA, *Caragna*, *Tacamahaca*, *Caragna*, *Caran'næ Gummi*, *G. Broli'sis*, *Gum Caran'na*, (F.) *Caragne*, *Gomme Caragne* ou *Carane*. A gum-resinous substance, which flows from a large tree in New Spain, and is obtained from South America in impure masses. It preserves its softness for a long time, has an aromatic smell, and a slightly acrid and bitter taste. It was formerly used as a vulnerary and in plasters.

CARAWAY, Carum.

CARBASA, Linteam.

CARBASUS, Linteam.

CARBO, *Carbo Ligni, Charcoal, (F.) Charbon.* Fresh Charcoal is antiseptic. It is used to improve the digestive organs in cases of worms, dyspepsia, &c.; as a cataplasm to gangrenous and fetid ulcers, tinea, &c., and forms a good tooth-powder. Dose, gr. x. to ʒj. Also, Anthrax, (q. v.)

CARBO ANIMA'LIS, *Carbo eavis, Animal charcoal, (F.) Charbon animal.* In the Pharmacopœia of the United States, it is directed to be prepared from bones. It is given in the same cases as the *Carbo Ligni*, and has been extolled in cancer. Dose, gr. ss. to gr. iij.

The Pharmacopœia of the United States contains a formula for the preparation of CARBO ANIMA'LIS PURIFICA'TUS, *purified animal charcoal (Carbon. animal. lbj; Acid muriat., Aquæ aa f. ʒij.)* Pour the muriatic acid, previously mixed with the water, gradually upon the charcoal, and digest with a gentle heat for two days, occasionally stirring the mixture. Having allowed the undissolved portion to subside, pour off the supernatant liquor, wash the charcoal frequently with water until it is entirely free from acid, and lastly dry it.

CARBO FOS'SILIS, *Lithanthrax, Stone coal.*

CARBO HUMA'NUM. The human excrement.—Paracelsus.

CARBO MINERALIS, Graphites—c. Palpebrarum, Anthracosis—c. Spongiz, Spongia usta.

CARBON, SESQUI-IODIDE OF, Carbonis sesqui-iodidum—c. Bisulphuret of, Carbonis sulphuretum—c. Sulphuret of, Carbonis sulphuretum—c. Terchloride of, Chloroform.

CARBONAS or CARBONAS. A carbonate. (F.) Carbonate. A salt, formed by the combination of carbonic acid with a salifiable base.

CARBONAS NATRICUM, Sodæ carbonas.

CARBONATE D'AMMONIAQUE, Ammoniz carbonas.

CARBONATED, *Carbonatus, Aërat, (F.) Carboné, Aéré.* That which is impregnated with carbonic acid.

CARBONÉ, Carbonated.

CARBONIC ACID, *Ac'idum Carbonicum, Solid Air of Hales, Factitious Air, Fixed Air, Carbonaceous Acid, Calcareous Acid, Aërial Acid, Mephitic Acid, Spiritus lethalis, (F.) Acide Carbonique.* This gas, which neither supports respiration nor combustion, is not often used in medicine. It is the main agent in effervescent draughts, fermenting poultices, &c. It is often found occupying the lower parts of mines—when it is called the *choke damp*—caverns, tombs, wells, brewers' vats, &c., and not unfrequently has been the cause of death. Lime thrown into such places soon absorbs the acid.

CARBO'NIS SESQUI-IO'DIDUM, *C. Sesqui-Iodure'tum, Sesqui-Iodide or Sesqui-Ioduret of Carbon.* This is made by mixing concentrated alcoholic solutions of iodine and potassa, until the former loses its colour; a solution is obtained from which water throws down a yellow precipitate—the sesqui-iodide of carbon. It has been used in enlarged glands and in some cutaneous affections, applied externally, (ʒss, to ʒvj. of cerate.)

CARBO'NIS SULPHURE'TUM, *Sulphure'tum Car-*

bo'ni, Sul'fidum Carbo'ni, Carbo'nium Sulphura'tum, Al'cohol Sul'phuris, Bisulphure'tum Carbo'ni, Sulphuret of Carbon, Bisulphuret of Carbon, Carburet of Sulphur, (F.) Sul'fure de Carbon. This transparent, colourless fluid, which has a very penetrating, disagreeable odour, and a taste which is cooling at first, but afterwards acrid and somewhat aromatic, is a diffusible excitant. It is diaphoretic, diuretic, and has been said to have proved emmenagogue. It is also used in nervous diseases as an antispasmodic. Dose, one drop to four, repeated frequently.

It is used externally, where a cooling influence has to be rapidly exerted.

CARBONIUM SULPHURATUM, Carbonis sulphuretum.

CARBUNCLE, Anthrax—c. Fungous, Terminus—c. of the Tongue, Glossanthrax—c. Berry, Terminus.

CARBUNCLED FACE, Gutta rosea.

CARBUNCULAR EXANTHEM, Anthracia.

CARBUNCULATIO OCULI, Blepharanthracosis.

CARBUNCULUS, Anthrax—c. Anginosus, Cynanche maligna—c. Labiorum et genarum, Cancer aquaticus—c. Pulmonum, Necropneumonia.

CARBUNCULUS RUBI'NUS. A red, shining, and transparent stone, from the Isle of Ceylon; formerly employed in medicine as a preservative against several poisons, the plague, &c.

CARBUNCULUS ULCUSCULOSUS, Cynanche maligna.

CAR'CAROS, from κραταίρω, 'I resound,' 'I tremble.' A fever, in which the patient has a general tremor, accompanied with an unceasing noise in the ears.

CARCINODES, Cancroid, Chancreuse.

CARCINOIDES, Cancroid.

CARCINOMA, *Cancero'ma, Cancro'ma*, from καρκίνος, 'a crab.' Some authors have thus called indolent tumours different from cancer; others, incipient cancer; and others, again, the species of cancer in which the affected structure assumes the appearance of cerebral substance; but the majority of authors use Carcinoma in the same sense as Cancer.

CARCINOMA ALVEOLARE, Colloid—c. Fibrosus, Scirrhus—c. Hæmatodes, Hæmatodes fungus—c. Intestinalum, Enteropathia cancerosa—c. Linguz, Glossocarcinoma—c. of the Liver, Hepatoscirrhus—c. Medullare, Encephaloid—c. Melanodes, Cancer, melanotic—c. Melanoticum, Melanosis—c. Simplex, Scirrhus—c. Spongiosum, Encephaloid, Hæmatodes fungus—c. Scroti, Cancer, Chimney sweepers'—c. Uteri, Metrocarcinoma, Metrocirrhus—c. Ventriculi, Gastrocirrhus; see Gastrostenosis cardiaca et pylorica.

CARCINOM'ATOUS. Relating to Cancer. CARCINOME MOU ET SPONGIEUX, Encephaloid—c. *Sanglanté*, Encephaloid, Hæmatodes fungus.

CARCINOS, Cancer.

CARCINOS'ES, (G.) *Karsinosen*, from καρκίνος, 'a crab.' A family of diseases, according to the classification of Fuchs; which embraces the different forms of Cancer.

CARCINOSUS, Cancerous.

CARCINUS SPONGIOSUS, Encephaloid.

CARDAMANTICA, *Cardamine pratensis*, *Lepidium Iberis*.

CARDAMINDUM MINUS, *Tropaeolum majus*.

CARDAMINE FONTANA, *Sisymbrium nasturtium*.

CARDAMINÉ PRATEN'SIS, *Cardaminié*, *Cardamantica*, *Nasturtium Aquaticum*, *Cardamon*, *Culi flos*, *Iberis sophia*, *Nasturtium pratense*, *Ladies-smock*, *Cuckoo-flower*, *Common Bitter Cress*, (F.) *Cresson élégant*, *Cresson des prés*, *Passerage sauvage*. Ord. Cruciferae. The flowers have been considered useful as antispasmodics, in the dose of ʒj. to ʒij. They are probably inert.

CARDAMOM, LESSER, *Amomum cardamomum*.

CARDAMOME, *Amomum cardamomum*—*c. de la Côte de Malabar*, *Amomum cardamomum*.

CARDAMOMUM MAJUS, *Amomum grana paradisi*—*c. Minus*, *Amomum cardamomum*—*c. Piperatum*, *Amomum grana paradisi*.

CARDAMON, *Cardamine pratensis*.

CARDÈRE, *Dipsacus sylvestris*—*c. Cultivé*, *Dipsacus fullonum*.

CARDIA, *καρδια*, 'the heart,' *Stomachus*, *Orificeum sinistrum* seu *Ingressus superior ventriculi*. The superior or œsophageal orifice of the stomach,—*Orificeum ventriculi sinistrum*. Also, the Heart, (q. v.)

CARDIAC, *Cardiacus*, from *καρδια*, 'the heart,' or the upper orifice of the stomach. (F.) *Cardiaque*. Relating to the heart or to the upper orifice of the stomach. A cordial, (q. v.)

CARDIAC ARTERIES, *Coronary arteries*, (F.) *Artères cardiaques ou coronaires*, are two in number. They arise from the aorta, a little above the free edge of the sigmoid valves, and are distributed on both surfaces of the heart.

CARDIAC GANGLION, *Cardiac plexus*.

CARDIAC NERVES, (F.) *Nerfs cardiaques*. These are commonly three on each side; a superior, middle and inferior, which are furnished by corresponding cervical ganglia. Commonly, there are but two on the left side; the upper and middle, which draw their origin from the last two cervical ganglia. Scarpa calls the superior—*C. superficialis*; the middle—*C. profundus* or *C. magnus*; and the inferior—*C. parvus*. There are, besides, *Cardiac filaments*, (F.) *Filets cardiaques*, furnished by the par vagum or pneumo-gastric nerve, which become confounded with the above.

CARDIAC PLEXUS, *Ganglion cardiacum*, *Cardiac ganglion*. A nervous network, formed by the different nerves above mentioned. It is situated at the posterior part of the aorta, near its origin. It affords numerous branches, which are distributed to the heart and great vessels.

CARDIAC VEINS, *Coronary veins*, (F.) *Veines Cardiaques*, are commonly four in number; two anterior and two posterior. They open into the right auricle by one orifice, which is furnished with a valve, and is called, by Portal, *Sinus coronaire du Cœur*.

CARDIACA CRISPA, *Leonurus cardiaca*—*c. Passio*, *Cardialgia*.

CARDIACUS, *Cordial*, *Stomachal*.

CARDIAGMUS, *Cardialgia*.

CARDIAGRA, *Affectio arthritica cordis*;

from *καρδια*, 'the heart,' and *αγρα*, 'seizure.' Gout of the heart.

CARDIAGRAPHY; *Cardiagraphia*, from *καρδια*, 'the heart,' and *γραφη*, 'a description.' An anatomical description of the heart.

CARDIAL'GIA, *Cardiaca Passio*, *Colica Ventriculi*, *Spasmus Ventriculi*, *Perodynia*, *Coro'dium*, *Cardil'ea*, *Dyspepsodynia*, *Dyspepsiodynia*, *Dyspeptodynia*, *Peratodynia*, *Cardiod'yné*, *Gastral'gia*, *Gastéral'gia*, *Gastrocol'ia*, *Gastrod'yné*, *Pas'sio Cardiac'a*, *Stomachal'gia*, *Gastrod'ynia*, *Stomacal'gia*, *Cardiacus Morbus*, *Cardiog'mus*: from *καρδια*, 'the cardiac orifice of the stomach,' and *αλγος*, 'pain.' *Pain of the stomach*, (F.) *Douleur de l'Estomac*, *D. névralgique de l'Estomac*: also, *Heartburn*, (F.) *Cardialgie*, *Ardeur d'Estomac*; *A. du Cœur*. Impaired appetite, with gnawing or burning pain in the stomach or epigastrium,—*Morsus vel ardor ventriculi*, *Morsus stom'achi*, *Soda*, *Limo'sis cardial'gia mordens*, *Rosio Stom'achi* seu *Ventriculi*:—a symptom of dyspepsia.

CARDIALGIA INFLAMMATORIA, *Gastritis*—*c. Sputatoria*, *Pyrosis*.

CARDIALOG'IA, from *καρδια*, 'the heart,' and *λογος*, 'a discourse.' A treatise on the heart.

CARDIANASTROPHE, *Ectopia cordis*.

CARDIARCTIE, *Heart*, concentric hypertrophy of the.

CARDIARIUS; same etymology. A name given to a worm, said to have been found in the heart or pericardium.

CARDIATOM'IA, from *καρδια*, 'the heart,' and *τεμνειν*, 'to cut.' Dissection of the heart.

CARDIATROPHIA, *Heart*, atrophy of the.

CARDIECTASIS, see *Aneurism of the heart*—*c. Partialis*, *Aneurism of the heart*.

CARDIELCOSIS; from *καρδια*, 'the heart,' and *ελκος*, 'an ulcer.' Ulceration of the heart.

CARDIETHMOLIPOSIS, *Steatosis cordis*.

CARDIEURYSMA, *Aneurism of the heart*.

CARDIL'EA, *Cardialgia*.

CARDIM'ELECH, from *καρδια*, 'the heart,' and *מֶלֶךְ*, *Melek*, (Hebr.) 'a governor.' A supposititious active principle seated in the heart, and governing the vital functions.—*Dolæus*.

CARDINAL FLOWER, *Lobelia cardinalis*—*c. Blue*, *Lobelia syphilitica*.

CARDINAL PLANT, *Lobelia cardinalis*.

CARDINAMENTUM, *Ginglymus*, *Gomphosis*.

CARDIOBOTANUM, *Centaurea benedictis*.

CARDIOCELE, from *καρδια*, 'the heart,' and *κρηνη*, 'rupture.' Hernia of the heart, especially into the abdominal cavity.

CARDIOCLASIE, *Cardiorrhaxis*.

CARDIOD'YNE, *Cardiodynia*; from *καρδια*, 'the heart, the stomach,' and *δύνη*, 'pain.' Pain in the heart. Also, *Cardialgia*.

CARDIODYNE SPASMODICA INTERMITTENS, *Angina pectoris*.

CARDIOG'MUS. Hippocrates employed this word synonymously with *cardialgia*. In the time of Galen it was used, by some writers, for certain pulsations of the heart, analogous to palpitations. Sauvages understood by *Cardiog'mus* an aneurism of the heart or great vessels, when still obscure. Also, *Angina pectoris*.

CARDIOGMUS CORDIS SINISTRÆ, *Angina pectoris*.

CARDIOMALACIA, *Malaco'sis* seu *Ma-*

la'cia seu *Malaz'is* seu *Mollit'ies Cordis*, (F.) *Remolissement du Cœur*, from *καρδία*, 'the heart,' and *μαλακία*, 'softness.' Softening of the heart, caused by inflammation of the organ, or a consequence of some lesion of the function of nutrition.

CARDIOMYOLIPOSIS, Steatosis cordis.

CARDIONCHI, see Aneurism.

CARDIONEURALGIA, Angina pectoris.

CARDIOPALMUS, Cardiotromus.

CARDIOPERICARDITIS, see Pericarditis.

CARDIORRHEUMA, *Rheumatis'mus cordis*; from *καρδία*, 'the heart,' and *ρεῦμα*, 'defluxion, rheumatism.' Rheumatism of the heart.

CARDIORRHEXIS, *Cardioclasis*, (Piorry,) *Ruptura Cordis*, (F.) *Rupture du Cœur*, from *καρδία*, 'the heart,' and *ρηξις*, 'laceration.' Laceration of the heart.

CARDIOSCLÉROSIE, (Piorry) from *καρδία*, 'the heart,' and *σκληρός*, 'hard.' (F.) *Endurcissement du Cœur*. Induration of the heart.

CARDIOSTENOSIS, from *καρδία*, 'the heart,' and *στενωσις*, 'contraction.' Contraction of the openings of the heart.

CARDIOTRAUMA, from *καρδία*, 'the heart,' and *τραύμα*, 'a wound.' A wound of the heart.

CARDIOTROMUS, *Palpitatio Cordis* *trem'dans*, *Cardiopal'mus*, *Trepidatio Cordis*, from *καρδία*, 'the heart,' and *τρομος*, 'tremor.' Rapid and feeble palpitation, or fluttering of the heart.

CARDIOTROTUS, from *καρδία*, 'the heart,' and *τροτωσκω*, 'I wound.' One affected with a wound of the heart.—Galen.

CARDIPERICARDITIS, see Pericarditis.

CARDITE, Carditis.

CARDITIS, from *καρδία*, 'the heart,' and the termination *itis*. Inflammation of the fleshy substance of the heart. *Empres'ma Carditis*, *Inflammatio Cordis*, *Inflammatio Carditis*, *Causa Carditis*, *Myocarditis*, *Carditis Muscularis*, *Inflammation du Cœur*, (F.) *Cardite*. The symptoms of this affection are by no means clear. They are often confounded with those of pericarditis, or inflammation of the membrane investing the heart. Carditis, indeed, with many, includes both the inflammation of the investing membrane and that of the heart itself. See Pericarditis, and Endocarditis.

CARDITIS EXTERNA, Pericarditis—c. Interna, Endocarditis—c. Muscularis, Carditis—c. Membranosa, Pericarditis—c. Polyposa, Polypi of the heart—e. Serosa, Pericarditis.

CARDO, Ginglymus.

CARDOPATIUM, *Carlina acaulis*.

CARDUUS ALTILIS, *Cynara scolymus*—c. *Benedictus*, *Centaurea benedicta*—c. *Brazilianua*, *Bromelia anana*—c. *Domesticus capite majori*, *Cynara scolymus*—c. *Hemorrhoidalis*, *Cirsium arvense*.

CARDUUS MARIA'NUS, *Carduus Mar'ie*, *Silybium*, *Carduus lacteus*, *Spina alba*, *Common Milk Thistle*, or *Ladies' Thistle*, (F.) *Chardon-Marie*. The herb is a bitter tonic. The seeds are oleaginous. It is not used.

CARDUUS PINEUS, *Atractylis gummifera*—c. *Sativus*, *Carthamus tinctorius*—c. *Sativus non-spinosus*, *Cynara scolymus*—c. *Solstitialis*, *Cen-*

taurea calcitrapa—c. *Stellatus*, *Centaurea calcitrapa*—c. *Tomentosus*, *Onopordium acanthium*.

CAREBARESIS, *Carebaria*.

CAREBARIA or CAREBARI'A, *Carebare'sis*, from *καρῆν*, 'the head,' and *βαρος*, 'weight.' *Scordine'ma*, *Carebar'ia*, *Scordinis'mus*, *Cardine'ma*. Heaviness of the head—Hippocrates. Galen.

CARENA, *Kare'na*. The twenty-fourth part of a drop.—Ruland and Johnson.

CAREUM, *Carum*.

CAREX ARENARIA, *Sarsaparilla Germanica*.

CARIACOU. A beverage, used in Cayenne, and formed of a mixture of cassava, potato, and sugar fermented.

CARICA, *Ficus carica*.

CARICA PAPAYA, *Papaw tree*, (F.) *Papayer*. Ord. *Artocarpeæ*. A native of America, India, and Africa. The fruit has somewhat of the flavour of the pumpkin, and is eaten like it. The milky juice of the plant, and the seed and root have been regarded as anthelmintic.

CARICUM;—said to have been named after its inventor Caricus. *Car'yeum*. A detergent application to ulcers; composed of black hellebore, sandarach, copper, lead, sulphur, orpiment, cantharides, and oil of cedar.—Hippocr.

CARIE, *Caries*—c. *des Dents*, Dental gangrene.

CARIE, *Cariou*.

CARIES, *Nigrities Os'sium*. An ulceration of bone,—Necrosis being death of a bone. It resembles the gangrene of soft parts. Hence it has been termed *Caries gangrenosa*, *Gangræna Caries*, *G. Os'sium*, *Tere'do*, *Arrosio*, *Euros*, (F.) *Carie*. It is recognised by the swelling of the bone which precedes and accompanies it; by the abscesses it occasions; the fistulæ which form; by the sanious character, peculiar odour and quantity of the suppuration, and by the evidence afforded by probing. The most common causes of caries are blows;—the action of some virus, and morbid diathesis. When dependent on any virus in the system, *this* must be combated by appropriate remedies. When entirely local, it must be converted, where practicable, into a state of necrosis or death of the affected part. For this end stimulants are applied, the actual cautery, &c.

CARIES DENTIUM, Dental gangrene—c. *Pudendorum*, see *Chancre*—c. of the *Vertebra*, *Vertebral disease*—c. *Vertebrarum*, *Vertebral disease*.

CARIEUX, *Cariou*.

CARIM CURINI, *Justitia ecbolium*.

CARINA, 'a ship's keel.' The vertebral column, especially of the fœtus. Also, the breast bone bent inwards. Hence, *Pectus carinatum*:—the chest affected with such deformity.

CARIOUS, *Cario'sus*, *Euro'des*, (F.) *Carié*, *Carioux*. Affected with caries.

CARIUM TERRÆ, *Calx*.

CARIVE, *Myrtus pimenta*.

CARIVILLANDI, *Smilax sarsaparilla*.

CARLINA, 'Carlina Thistle.'

CARLINA ACAULIS, *Chama'leon album*, *Cardopati'um*, (F.) *Carlina sans tige*, which grows in the Pyrenees, and on the mountains of Switzerland, Italy, &c., has been recommended as a tonic, emmenagogue, and sudorific.

CARLINE SANS TIGE, *Carlina acaulis*.

CARLO SANCTO RADIX. 'St. Charles's Root:' found in Mechoacan, in America. The bark is aromatic, bitter and acrid. It is considered to be sudorific, and to strengthen the gums and stomach.

CARLSBAD, MINERAL WATERS OF. Carlsbad is a town in Bohemia, 24 miles from Egra, celebrated for its hot baths. The water contains about 47 parts in the 100 of purging salts. It is a thermal saline; temperature 121° to 167° Fahrenheit. The constituents are—carbonic acid, sulphate of soda, carbonate of soda, and chloride of sodium.

CARMANTINE, *Justitia pectoralis*—*c. Pectorale*, *Justitia pectoralis*.

CARMEN, 'a verse,' because charms usually consisted of a verse. A charm (q. v.): an amulet.

CARMINANTIA, Carminatives,
CARMINATIVA, Carminatives.

CARMINATIVES, *Carminantia* seu *Carminativa*, from *carmen*, 'a verse,' or 'charm,' *Antiphysica*, *Physagoga*, *Xan'tica*, (F.) *Carminatifs*. Remedies which allay pain, and cause the expulsion of flatus from the alimentary canal. They are generally of the class of aromatics.

THE FOUR GREATER CARMINATIVE HOT SEEDS, were, of old, anise, carui, cummin, and fennel.

THE FOUR LESSER CARMINATIVE HOT SEEDS, *Quatuor semina calida minorra*, were bishop's weed, stone parsley, smallage, and wild carrot.

CARMOT. A name given, by the alchemists, to the matter which they believed to constitute the Philosopher's stone.

CARNABADIA, *Carum*, (seed.

CARNABADIUM, *Cuminum cyminum*.

CARNATIO, *Sysscrosis*.

CARNATION, *Dianthus caryophyllus*.

CARNELIAN, *Cornelian*.

CARNEOLUS, *Cornelian*.

CARNEOUS, *Carneus*, *Carnosus*, *Sarco des*, *Incarnat'us*, from *caro*, 'flesh.' (F.) *Charnu*. Consisting of flesh, or resembling flesh.

CARNEOUS COLUMNS, *Fleshy Columns*, *Columnæ Carnæ* of the heart, (F.) *Colonnes charnues*, are muscular projections, situate in the cavities of the heart. They are called, also, *Musculi Papillares*.

CARNEOUS FIBRES, *Fleshy Fibres*, *Muscular Fibres*, (F.) *Fibres charnues* ou *musculaires*, are fibres belonging to a muscle.

CARNEUM MARSUPIUM, *Ischio-trochanterianus*.

CARNICULA. Diminutive of *Caro*, 'flesh.' The gum,—Gingiva, (q. v.)—Fallopian.

CARNIFICATIO, Carnification—*c. Pulmionum*, Hepatisation of the lungs.

CARNIFICATION, *Carnificatio*, from *caro*, 'flesh,' and *feri*, 'to become.' Transformation into flesh. A morbid state of certain organs, in which the tissue acquires a consistence like that of fleshy or muscular parts. It is sometimes observed in hard parts, the texture becoming softened, as in *Osteo-sarcoma*. When it occurs in the lungs, they present a texture like that of liver. Such is the condition of the fetal lung.

CARNIFORMIS ABSCESSUS. An abscess, which ordinarily occurs in the neighbourhood of the articulations, and whose orifice is

hard, the sides thick and callous.—M. A. Severinus.

CARNIVOROUS, *Carnivorus*, *Sarcophagus*, *Creatophagus*, *Croophagus*, (F.) *Carnivore*, from *caro*, 'flesh,' and *voro*, 'I eat.' That which eats flesh. Any substance which destroys excrescences in wounds, ulcers, &c.

CARNOSA CUTIS, *Panniculus carnosus*.

CARNOSITAS, *Carnosité*, (F.) *Carnosité*, from *caro*, 'flesh.' A fleshy excrescence.

CARNOSITIES OF THE URETHRA, *Caruncles in the Urethra*, (F.) *Carnosités* ou *Caroncules de l'urètre*. Small fleshy excrescences or fungous growths, which were, at one time, presumed to exist in the male urethra, whenever retention of urine followed gonorrhœa.

M. Cullérier uses the term *Carnosité vénérienne* for a cutaneous, cellular, and membranous tumour; dependent upon the syphilitic virus. See, also, *Polysarcia*.

CARNOSUS, *Carneous*.

CARO, *Flesh*—*c. Accessoria*, see *Flexor longus digitorum pedis profundus perforans*, (accessorius)—*c. Excrescens*, *Excrescence*—*c. Fungosa*, *Fungosity*—*c. Glandulosa*, *Epiglottic gland*—*c. Luxurians*, *Fungosity*—*c. Orbicularis*, *Placenta*—*c. Parenchymatica*, *Parenchyma*—*c. Quadrata*, *Palmaris brevis*—*c. Quadratus Sylvii*, see *Flexor longus digitorum pedis profundus perforans*, (accessorius)—*c. Viscerum*, *Parenchyma*.

CAROB TREE, *Cerantonia siliqua*.

CAROBA ALNABATI, *Ceratonium siliqua*.

CARODES, *Carotic*.

CAROLI, see *Chancre*.

CAROLINA, NORTH, MINERAL WATERS OF. In the counties of Warren, Montgomery, Rockingham, Lincoln, Buncomb and Rowan, there are mineral springs. They belong generally to the sulphureous or acidulous saline.

CAROLINA, SOUTH, MINERAL WATERS OF. They are numerous. Pacolet Springs, on the west bank of Pacolet River, contain sulphur and iron. Many, with similar properties, but not held in estimation, are scattered about the state.

CARONCULE, *Caruncle*—*c. Lachrymalis*, *Caruncle*.

CARONCULES MYRTIFORMES, *Caruncule myrtiformes*—*c. de l'Urètre*, *Carnosités* of the urethra.

CAROPI, *Amomum cardamomum*.

CAROSIS, *Somnolency*.

CAROTA, see *Daucus carota*.

CAROTIC, (ARTERIES,) *Carotids*.

CAROTICA, *Narcotics*.

CAROTICUS, *Caro des*, *Com'atose*, from *κατος*, 'stupor.' (F.) *Carotique*. Relating to stupor or *carus*—as a *carotic stat*, &c.

CAROTIDS, *Carotides*, *Caroticeæ*, *Carotideæ*, *Capitales*, *Jugulares*, *Sopora les*, *Sopora rix*, *Soporiferæ*, *Somniferæ*, *Apoplecticæ*, *Lethargicæ* *Arterix*, the *Carotid Arteries*, *Cephalic Arteries*, (F.) *Artères Carotides*; from *κατος*, *Quatuor semina calida majora carminativa*, 'stupor.' The great arteries of the neck, which carry blood to the head. They are divided into, 1. *Primitive* or *common*; the left of which arises from the aorta, and the right from a trunk, common to it and the subclavian. 2. *External* or

pericephalic, a branch of the primitive, which extends from the last to the neck of the condyle of the lower jaw; and, 3. *Internal, Arteria cerebraalis vel encephalica*, another branch of the primitive, which, arising at the same place as the external, enters the cranium, and terminates on a level with the fissure of Sylvius, dividing into several branches.

CAROTID CANAL, *Canalis Caroticus*, *Canal infreze de l'os temporal*—(Ch.) *Canal carotidien*, is a canal in the temporal bone, through which the carotid artery and several nervous filaments pass.

CAROTID FORAMINA, *Foramina Carotica*, (F.) *Trous carotidiens*, are distinguished into *internal* and *external*. They are the foramina at each extremity of the *Canalis Caroticus*.

CAROTTE, *Daucus carota*.

CAROUA, *Carum*, (seed.)

CAROUBIER, *Ceratonium siliqua*.

CAROUGE, see *Ceratonium siliqua*.

CARPASA, *Carbasa*.

CARPA'SIUM, *Carpasum*, and *Carpe'sium*. Dioscorides, Pliny, Galen, &c., have given these names, and that of *Carpasos*, to a plant, which cannot now be determined, and whose juice, called *Opcar'pason*, *ποικρασιον*, passed for a violent, narcotic poison, and was confounded with myrrh.

CARPATHICUM, see *Pinus cembra*.

CARPE, *Carpus*.

CARPENTARIA, *Achillea millefolium*.

CARPESIUM, *Carpasium*.

CARPHODES, *Carphoides*, from *καρπος*, '*flocculus*,' and *ειδος*, '*resemblance*.' Flocculent, stringy;—as *mucus carphodes*, flocculent or stringy mucus.

CARPHOLOG'IA, *Tilmsus*, *Carpolog'ia*, *Crocidis'mus*, *Crocycidis'mus*, *Floccorum venatio*, *Flareilegium*, *Tricholog'ia*, *Crocidi'is*, from *καρπος*, '*flocculus*,' and *λεγω*, '*I collect*,' or '*pluck*.' (F.) *Carphologiè*. Action of gathering flocculi. A delirious picking of the bed-clothes, as if to seek some substance, or to pull the flocculi from them. It denotes great cerebral irritability and debility, and is an unfavourable sign in fevers, &c.

CARPHOS, *Trigonella fœnum*.

CARPIA, *Linteum*.

CARPIEUS, *Palmaris brevis*.

CARPIAL, *Carpi'ar*, *Carpia'mus*, *Carpia'lis*, (F.) *Carpien*. Belonging to the *Carpus*.

CARPIAL LIG'AMENTS, (F.) *Ligaments Carpiens*, are, 1. The fibrous fasciæ, which unite the bones of the *carpus*; and, 2. The annular ligaments, anterior and posterior, (q. v.)

CARPIAN, *Carpial*.

CARPIEN, *Carpial*.

CARPISMUS, *Carpus*.

CARPOBALSAMUM, see *Amyris opobalsamum*.

CARPOLOGIA, *Carphologia*—c. *Spasmodica*, *Subsultus tendinum*.

CARPO-METACARPEUS MINIMI DIGITI, *Adductor metacarpi minimi digiti*—c. *Métacarpien du petit doigt*, *Opponens minimi digiti*—c. *Métacarpien du pouce*, *Opponens pollicis*—c. *Phalangeus minimi digiti*, *Abductor minimi digiti*—c. *Phalangiè du petit doigt*, *Abductor minimi digiti*—c. *Phalangiè du petit doigt*, *Flexor parvus minimi digiti*—c. *Phalangiè du pouce*, *Flexor brevis pollicis manus*—c. *Susphalangiè du pouce*, *Abductor pollicis brevis*.

CARPO-PEDAL, from *carpus*, '*the wrist*,' and *pes*, *pedis*, '*the foot*.' Relating to the wrist and foot.

CARPO-PEDAL SPASM, *Cerebral spasmodic croup*. A spasmodic affection of the chest and larynx in young children, accompanied by general or partial convulsions. The disease commonly occurs between the third and ninth month, and is characterized by excessive dyspnoea, accompanied by a loud croupy noise on inspiration; the thumbs being locked, and the hands and feet rigidly bent for a longer or shorter period. The seat of the disease is evidently in the cerebro-spinal axis, primarily or secondarily: generally, perhaps, it is owing to erethism seated elsewhere, but communicated to the cerebro-spinal centre, and reflected to the respiratory and other muscles concerned. It seems to be connected with dental irritation, and consequently, in the treatment, where such is the case, the gums should be freely divided; after which, cathartics and revulsives, with the use of narcotics and appropriate diet, will generally remove the affection; for although extremely alarming, it is often not attended with great danger. See *Asthma thymicum*.

CARPOS, *Fruit*.

CARPOTICA, from *καρπος*, '*fruit*.' Diseases affecting impregnation. Irregularity, difficulty or danger produced by parturition:—the 3d order, class *Genetica*, of *Good*.

CARPUS, *Carpis'mus*, *Brachia'le*, *Rasce'ta*, *Raste'ta*, *Rascha*, *Rase'ta*, *Rasel'ta*, the *wrist*. (F.) *Carpe*, *Poignet*. The part between the fore-arm and hand. Eight bones compose it, (in two rows.) In the superior row there are, from without to within—the *Scaphoides* or *naviculari*, *Luna're* or *semilunare*, *Cuneiforme*, and *Orbicula're* or *pisiforme*. In the lower row—*Trapezium*, *Trapezoides*, *Magnum*, and *Unciforme*.

CARRAGEEN MOSS, *Fucus crispus*.

CARRÈ DE LA CUISSE, *Quadratus femoris*—c. *des Lombes*, *Quadratus lumborum*—c. *du Menton*, *Depressor labii inferioris*—c. *du Pied*, *Extensor brevis digitorum pedis*.

CARREAU, *Tabes mesenterica*.

CARRÈE, see *Flexor longus digitorum pedis profundus perforans*, (accessorius.)

CARRÈLET, (F.) *Acus triangularis*. A straight needle, two or three inches long, the point of which is triangular; and which the ancients used in different operations. Also, a wooden, triangular frame for fixing a cloth through which different pharmaceutical preparations are passed.

CARROT, CANDY, *Athamanta cretensis*—c. *Deadly*, *Thapsia*—c. *Plant*, *Daucus carota*.

CARTHAMUS TINCTORIUS, *Am'yon*, *Cnicus*, *Crocus Germanicus*, *Crocus Saracenicus*, *Carthammum officinarum*, *Carthus sativus*, *Safr'num*, *Saffron-flower*, *Safflower*, *Bastard Saffron*, *Dyer's Saffron*, (F.) *Carthame*, *Safran bâtard*, *Carthame des Teinturiers*. *Family*, *Cynaracephalee*. *Sez. Syst.* *Syngenesia Polygamia equalis*. The seeds are aromatic, cathartic, and diuretic; yet to the parrot they are an article of food, hence their name, *Graines de Perroquet*. The flowers, *Carthamus*, (Ph. U. S.) are employed as a cosmetic, and are a reputed diaphoretic. [?]

CARTHEGON, see *Buxus*.

CARTILAGE, *Chondros*, *Car'tilago*, (F.)

Cartilage. A solid part of the animal body, of a medium consistence between bone and ligament, and which in the fœtus is a substitute for bone, but in the adult exists only in the joints, at the extremities of the ribs, &c. Cartilages are of a whitish colour, flexible, compressible, and very elastic, and some of them apparently inorganic. They are composed, according to J. Davy, of .44 albumen, .55 water, and .01 phosphate of lime.

CARTILAGE ANONYME, Cricoid, (cartilage)—c. Epiglottic, Epiglottis—c. *Mucroné*, Xiphoid Cartilage—c. Supra-arytenoid, Corniculum laryngis—c. Tarsal, see Tarsus.

CARTILAGES, ARTICULAR, *Obducent Cartilages*, invest bony surfaces, which are in contact; hence they are called *investing* or *incrusting cartilages*, (F.) *Cartilages de revêtement* ou *d'entroulement*.

CARTILAGES, INTERARTICULAR, are such as are situate within the joints, as in the knee joint.

CARTILAGES OF OSSIFICATION are such as, in the progress of ossification, have to form an integument part of bones; as those of the long bones in the new-born infant. These are termed *temporary*; the others being *permanent*. All the cartilages, with the exception of the articular, are surrounded by a membrane analogous to the periosteum, called *Perichondrium*.

CARTILAGES OF THE RIBS are, in some respects, only prolongations of the ribs. Those of the nose, of the meatus auditorius, and Eustachian tube, present a similar arrangement. Other cartilages resemble a union of fibrous and cartilaginous textures; hence their name *Fibro-cartilages*.

CARTILAGES, SEMILUNAR, see Semilunar—c. Sigmoid, Semilunar cartilages.

CARTILAGINES GUTTURALES, Arytenoid cartilages—c. Semilunares, Semilunar cartilages—c. Sigmoidæ, Semilunar cartilages.

CARTILAGINIS ARYTENOIDÆ CAPITULUM, Corniculum laryngis.

CARTILAG'INOUS, *Cartilagineus*, *Cartilaginosus*, *Chondroides*, *Chondroïdes*, (F.) *Cartilagineux*. Belonging to, or resembling cartilage.

CARTILAGINOUS, TISSUE, see Tissue.

CARTILAGO, Cartilage—c. Clypealis, Thyroid cartilage—c. Ensiformis, Xiphoid cartilage—c. Guttalis, Arytenoid cartilage—c. Innominata, Cricoid—c. Mucronata, Xiphoid cartilage—c. Peltalis, Thyroid cartilage, Xiphoid cartilage—c. Scutiformis, Thyroid cartilage—c. Uvifer, Uvula—c. Xiphoides, Xiphoid cartilage.

CARUM, from Caria, a province of Asia. *Carœum*, *Carum Carui*, *Carvi*, *Cuminum pratense*, *Carus*, *Caruon*, the *Caraway*, (F.) *Carvi*, *Cumin des prés*. *Family*, Umbellifera. *Sax. Syst.* Pentandria Digynia. The seeds, *Carnaba'dia*, *Car'ovia*, are carminative. Dose, gr. x. to ʒij, swallowed whole or bruised. The oil, *Oleum Carui*, (F.) *Huile de carvi*, has the properties of the seeds. Dose, gr^{ss}. ij to vj.

CAR'UNCLE, *Caruncula*, diminutive of *caro*, 'flesh.' A small portion of flesh, *Sarcion*, *Sarcid'ium*. A fleshy excrescence,—*Eophy'ma caruncula*, (F.) *Caruncule*.

CARUNCLE, CARNOSITAS.

CARUNCLES IN THE URETHRA, CARNOSITIES.

CARUNCULA LACRYMALIS, (F.) *Caruncule*

lacrymale. A small, reddish, follicular body, situate at the inner angle of the eye. It secretes a gummy substance.

CARUNCULÆ CUTICULARES, Nymphæ.

CARUNCULÆ MAMILLARÆS. The extremities of the lactiferous tubes in the nipples. The olfactory nerves (q. v.) have been so called by some.

CARUNCULÆ MYRTIFORMES, *C. Vaginales*, *Glandula myrtiformes*, (F.) *Caruncules myrtiformes*. Small, reddish tubercles, more or less firm, of variable form, and uncertain number, situate near the orifice of the vagina, and formed by the mucous membrane. They are regarded as the remains of the hymen.

CARUNCULÆ PAPILLARÆS, Papillæ of the kidney.

CARUN'COULOS. Relating to caruncles or carnosities. *Caruncular*.

CARUON, Carum.

CARUS, καρεσ, *Sopor caroticus*, *Profound sleep*. The last degree of coma, with complete insensibility, which no stimulus can remove, even for a few instants. *Sopor*, *Coma*, *Lethargia*, and *Carus*, are four degrees of the same condition.

CARUS APOPLEXIA, Apoplexy—c. Asphyxia, Asphyxia—c. Catalepsia, Catalepsy—c. Ecstasis, Ecstasis—c. Hydrocephalus, Hydrocephalus internus—c. ab Insolatione, *Coup de soleil*—c. Lethargus, Lethargy—c. Lethargus cataphora, Somnolency—c. Lethargus vigil, Coma vigil—c. Paralysis, Paralysis—c. Paralysis paraplegia, Paraplegia—c. Vetusus, Lethargy.

CARVI, Carum.

CARYA, Juglans regia—c. Basilica, Juglans regia.

CARYEDON CATAGMA, see Fracture.

CARYOCOSTINUM, Confectio scammonia.

CARYOCOSTINUS. An electuary prepared of the costus and other aromatic substances, &c. It was cathartic.

CARYON PONTICON, *Corylus avellana* (nut.)

CARYOPHYLLA, Genm urbanum.

CARYOPHYLLUM RUBRUM, *Dianthus caryophyllus*.

CARYOPHYLLUS AMERICANUS, see *Myrtus pimenta*—c. *Aromaticus*, *Eugenia caryophyllata*—c. *Hortensis*, *Dianthus caryophyllus*—c. *Vulgaris*, *Genm urbanum*.

CARYO'TI. The best kind of dates.—Galen.

CAS RARES, (F.), *Rare cases*. This term is used, by the French, for pathological facts, which vary from what is usual. See a celebrated article under this head in the *Dictionnaire des Sciences Médicales*, Vol. IV.

CASAMUM, Cyclamen.

CASAMUNAR, Cassumuniar.

CAS'CARA, CASCARIL'LA. Spanish words which signify *bark* and *little bark*, under which appellations the *bark* (*Cinchona*) is known in Peru. They are now applied to the bark of *Croton cascarilla*. The bark gatherers are called *Cascarilleros*.

CASCARILLA, *Croton cascarilla*.

CASCHEU, Catechu.

CASE, *Capsa*, *Theca*, (F.) *Caisse*. This name is given to boxes for the preservation of instruments; or for medicines necessary in hospital or other service. We say, e. g.—*A case of amputating*, or of *trepanning instruments*.

CASE, *Casus*, from *cadere*, *casum*, 'to fall.' The condition of a patient;—as a *case of fever*, &c. (F.) *Observation*. Also, the history of a disease.

CASEARIUS, Cheesy.

CASEIN, *Caseine*, *Ca'seum*, *Galactinē*, *Caseous matter*; from *casus*, 'cheese.' The only nitrogenized constituent of milk. It is identical in composition with the chief constituents of blood—fibrin and albumen, all being compounds of protein. A similar principle exists in the vegetable, *Vegetable Casein* or *Legumin*. It is chiefly found in leguminous seeds—peas, beans, lentils. Like vegetable albumen, Casein is soluble in water; and the solution is not coagulable by heat.

CASEIN, BLOOD, Globulin.

CASEOSUS, Cheesy.

CASEOUS MATTER, Casein.

CASEUM, Casein.

CASEUS, Cheese—c. *Equinus*, Hippace.

CASEUX, Cheesy.

CASHEW, *Anacardium occidentale*.

CASHOO. An aromatic drug of Hindusthan, said to possess pectoral virtues.

CASHOW, Catechu.

CASIA, *Laurus cassia*.

CASMINA, *Cassumuniar*.

CASSA, Thorax.

CASSADA ROOT, *Jatropha manihot*.

CASSAVA ROOT, *Jatropha manihot*.

CASSE AROMATIQUE, *Laurus cassia*—c. *en Bâtons*, *Cassia fistula*—c. *en Bois*, *Laurus cassia*—c. *des Boutiques*, *Cassia fistula*—c. *Séné*, *Cassia senna*.

CASSE-LUNETTES, *Cyanussegetum*, *Euphrasia officinalis*.

CASSEENA, *Ilex vomitoria*.

CASSENOLES, see *Quercus infectoria*.

CASSIA, *Laurus cassia*—c. *Absus*, *Absus*—c. *Cinnamomea*, *Laurus cassia*—c. *Caryophyllata*, *Myrtus caryophyllata*—c. *Canella*, *Laurus cassia*—c. *Egyptian*, *Cassia senna*.

CASSIA FIS'TULA, *Cas'sia nigra*, *Cassia fistularis*, c. *Alexandri'na*, *Canna*, *Canna soluti'va*, *Canna fistula*, *Cathartocar'pus*, *Purging Cassia*, (F.) *Casse Caneficier*, *Casse en bâtons*, *Casse des Boutiques*. The pulp of *Cassia Fis'tula* or *Cathartocar'pus Fis'tula*; *Fam.* Leguminosæ; *Sex. Syst.* Decandria Monogynia, *Pulpa Cas'sia*, *Cassia Aramen'tum*, *Cassia Fistula Pulpa*, (Ph. U. S.), which is obtained in long pods, is black, bright, and shining; sweet, slightly acid, and inodorous. It is laxative in the dose of ʒiv. to ʒj.

CASSIA LIGNEA, *Laurus cassia*—c. *Lignea Malabarica*, *Laurus cassia*.

CASSIA MARILAN'DICA, *Senna Americana*, *American Senna*, *Wild Senna*, *Locust plant*, (F.) *Séné d'Amérique*. The leaves of this plant are similar, in virtue, to the cassia senna. They are, however, much inferior in strength.

CASSIA, PURGING, *Cassia fistula*.

CASSIA SENNA. The name of the plant which affords senna. It is yielded, however, by several species of the genus cassia. The leaves of senna, *Senna Folia*, *Senna Alexandri'na*, *Senna Italica*, *Sena*, *Senna* or *Egyptian Cassia*, (F.) *Séné*, *Casse S'ne*, have a faint smell, and bitterish taste. The active part, by some called *Cathartine*, is extracted by alcohol and water. Their activity is injured by boiling water. They are a hydragogue cathartic, and apt

to gripe. Dose of the powder, ʒj. to ʒj. Infusion is the best form.

The varieties of senna, in commerce, are *Tinnivelly Senna*, *Bombay* or *Common India Senna*, *Alexandrian Senna*, *Tripoli Senna*, and *Aleppo Senna*.

CASSIÆ ARUMENTUM, see *Cassia fistula*—c. *Fistula pulpa*, see *Cassia fistula*—c. *Flores*, see *Laurus cinnamomum*.

CASSIALA, *Hyssopus*.

CASSIDE BLEUE, *Scutellaria galericulata*.

CASSINA, *Ilex vomitoria*.

CASSINE, EVERGREEN, *Ilex vomitoria*.

CASSIS, *Ribes nigrum*.

CASSITEROS, Tin.

CASSUMUNIAR, *Casamu'nar*, *Zerumbet*, *Casmina*, *Risagon*, *Bengalt Indo'rum*, *Bengal' Root*, (F.) *Racine de Bengale*. A root, obtained from the East Indies, in irregular slices of various forms; some cut transversely, others longitudinally. It is an aromatic bitter, and is consequently tonic and stimulant. It was once considered a panacea, and has been referred to *Zingiber Cassumuniar*, and to *Zingiber Zerumbet*.

CASSUVIUM POMIFERUM, *Anacardium occidentale*.

CAST, Caste.

CASTANEA, *Fagus castanea*, see also *Fagus castanea pumila*—c. *Equina*, *Æsculus Hippocastanum*—c. *Pumila*, *Fagus castanea pumila*.

CASTE, *Cast*, from (P.) *Casta*, 'race or lineage.' A name given, by the Portuguese in India, to classes of society, divided according to occupations, and which have remained distinct from the earliest times. Hence a separate and fixed order or class. See *Half-caste*.

CASTELLAMARE DI STABIA, WATERS OF. *Castellamare di Stabia* is a town in Naples, in the Principato Citra, 15 miles S. S. E. of Naples. There are two springs, the one sulphureous, the other chalybeate.

CASTELLETO ADONO, WATERS OF. These waters, situate near Acqui, in Italy, are sulphureous.

CASTERA-VIVENT, WATERS OF. *Castera-Vivent* is a small village in the department of Gers, near which is a cold acidulous chalybeate, and another which is sulphureous and thermal. Temp. 84° Fahrenheit.

CASTIGANS, 'Corrigent.

CASTIGLIONIA LOBATA, *Piñoncillo tree*. A tree, which is cultivated in some parts of Peru, and grows wild in abundance. Its beautiful fruit, when roasted, has an agreeable flavour. When an incision is made into the stem, a clear bright liquid flows out, which, after some time, becomes black and horny-like. It is a very powerful caustic.

CASTJOE, Catechu.

CASTLE-LEOD, WATERS OF. A sulphureous spring in Ross-shire, Scotland, celebrated for the cure of cutaneous and other diseases.

CASTOR BAY, *Magnolia glauca*.

CASTOR FIBER, *Fiber*, *Canis Ponticus*. The *Beaver*. (F.) *Castor*. It furnishes the *Castor*. Rondelet recommends slippers made of its skin in gout. Its blood, urine, bile, and fat, were formerly used in medicine.

CASTOR OIL PLANT, *Ricinus communis*.

CASTOREUM, *Castorium*, *Castor*, *Castoreum Ros'sicum et Canadense*, from *καστωρ*, 'the beaver,' quasi *γαστωρ*, from *γαστήρ*, 'the belly,' because of the size of its belly; or *à castrando*. A peculiar matter found in bags, near the rectum of the beaver, *Castor fiber*. Its odour is strong, unpleasant, and peculiar; taste bitter, subacid; and colour orange brown. It is antispasmodic, and often employed. Dose, gr. x. to ℥j.

CASTORINA, from *Castoreum*, 'castor.' Medicines containing castor.

CASTRANGULA, *Scrophularia aquatica*.

CASTRAT, *Castratus*.

CASTRATION, *Castra'tio*, *Ec'tomē*, *Ec'tomia*, *Evi'ra'tio*, *Ecastra'tio*, *Estesticula'tio*, *Extirpa'tio testiculo'rum*, *Detesta'tio*, *Exsectio viri'tum*, *Eunuchis'mus*, *Orchotom'ia*, *Orchot'omy*, *Orchidot'omy*, (F.) *Châtrure*. The operation of removing the testicles. Sometimes the term is employed for the operation when performed on one testicle, hence the division into *complete* and *incomplete* castration. Castration renders the individual incapable of reproduction.

CASTRATO, *Castratus*.

CASTRATUS, (1.) *Castra'to*, *Ec'tom'ius*, *Emascula'tus*, *Evi'ra'tus*, *Exsectus*, *Desectus*, *Estesticula'tus*, *Intestab'ilis*, *Intesta'tus*, *Spado*, *Apoc'opus*, *Bago'as*, from *castrare*, 'to castrate.' One deprived of testicles. (F.) *Castrat*, *Châtré*. This privation has a great influence on the development of puberty. It is adopted to procure a clearer and sharper voice; and in the East, the guardians of the Harem, for the sake of security, are converted into *Castra'ti* or *Eunuchs*, *ευνουχοι*. *Eunuchs* have generally both testes and penis removed.

CASUS, *Prolapsus*, *Symptom*—c. *Palpebræ superioris*, *Blepharoptosis*—c. *Uvulæ*, *Staphylœdema*.

CATA, *κατα*, 'downwards;' 'after,' applied to time: at times, it gives additional force to the radical word. A common prefix, as in—

CATABASIS, from *καταβαινω*, 'I descend.' An expulsion of humours downwards. Also, a descent, *Descen'sus*, *Descen'sio*, as of the testicles, *Descen'sus testiculo'rum*.

CATABLEMA, *καταβλημα*, (*κατα* and *βαλλειν*), 'any thing let fall, as a curtain,' *Epible'ma*, *Perible'ma*. The outermost bandage which secures the rest.

CATABYTHISMOMANIA, from *καταβυθισμος*, 'submersion,' and *μανια*; 'mania.' Insanity, with a propensity to suicide by drowning.

CATACASMUS, *Cupping*, *Scarification*.

CATACAUMA, *Burn*.

CATACAUSIS, *Combustion*, *human*—c. *Ebriosa*, *Combustion*, *human*.

CATACERASTICUS, from *κατακρᾶστυμι*, 'I temper,' 'I correct.' The same as *Epicerasticus*. A medicine capable of blunting the acrimony of humours.

CATACHASMOS, *Scarification*.

CATACHRISIS, *Inunction*.

CATACHRISTON, *Liniment*.

CATACHYSIS, *Effu'sio*, *Perfu'sio*, from *καταχεω*, 'I pour upon.' Affusion with cold water.—*Hippocrates*. *Decantation*, (q. v.)

CATACLASIS, from *κατακλαω*, 'I break to pieces.' *Cam'pylum*, *Campylo'tis*. Distortion, or spasmodic fixation of the eyes; spas-

modic occlusion of the eyelids; also, fracture of a bone—*Hippocrates*, *Vogel*.

CATACLEIS; from *κατα*, 'beneath,' and *κλεις*, 'the clavicle.' This term has been applied to many parts, as to the first rib, the acromion, the joining of the sternum with the ribs, &c.

CATACLEISIS, same etymon. Morbid union of the eyelids.

CATACLYSMUS, *Catacly'sma*, *Cata'clysis*, from *κατακλυζειν*, 'to submerge, inundate.' A *Clyster*. *Hippocr*. Others mean, by the term, a shower-bath, or copious affusion of water; *Cataone'sis*. *Ablution*, (q. v.) *Douche*, (q. v.)

CATÆONESIS, *Catantlema*, *Cataclysmus*.

CATAGAUNA, *Cambogia*.

CATAGMA, *Fracturæ*—c. *Fissura*, *Fissuræ*,

see *Contrafissura*—c. *Fractura*, *Fracturæ*.
CATAGMATICS, *Catagmatica remedia*, from *καταγμα*, 'fracture.' Remedies supposed to be capable of occasioning the formation of callus.

CATAGOGLOS'UM, from *καταγειν*, 'to draw down,' and *γλωσσα*, 'the tongue.' An instrument for pressing down the tongue. See *Glossocatochus*.

CATAGRAPHOLOGIA, *Pharmacocátagra-phologia*.

CATALEN'TIA. *Epilepsy*, (q. v.) or some disease resembling it.—*Paracelsus*.

CATALEPSIA SPURIA, *Ecstasis*.

CAT'ALEPSY, *Catalep'sia*, *Catalep'sis*, *Cat'ochē*, *Cat'ochus*, *Cat'ocha Gale'ni*, *Morbus aton'itus Celsi*, *Hyst'ria catalep'tica*, *Congeld'tio*, *Deten'tio*, *Encatalep'sis*, *Aphonia*—(*Hippocr.*) *Anax'dia*—(*Antigenes*.) *Apprehen'sio*, *Contempla'tio*, *Stupor vig'ilans*, *Prehen'sio*, *Carus Catalep'sia*, *Oppres'sio*, *Comprehensio*—(*Cæl. Aurelian.*) *Compres'sio*, *Apoplex'ia Catalep'sia*, from *καταλαμβάνω*, 'I seize hold of.' *Trance* (?) (F.) *Catalepsiæ*. A disease in which there is sudden suspension of the action of the senses and of volition; the limbs and trunk preserving the different positions given to them. It is a rare affection, but is seen, at times, as a form of hysteria. Some of the Greek writers have used the word in its true acceptance of a seizure, surprise, &c.

CATALEPTIC, *Catalepticus*, same etymon. Relating to catalepsy. Affected with catalepsy.

Met'hodus Catalep'tica. The administration of external agents when internal agents are inapplicable.

CATALOT'IC, *Catalot'icus*, from *καταλωω*, 'to break or grind down.' A remedy which removes unseemly cicatrices.

CATALPA, *C. Arbo'rea*, *Bigno'nia Catalpa*, *Catalpa Cordifo'lia*, *C. Arbores'centis*, *Catalpa tree*. The decoction of the pods of the *Catalpa*, an American tree, of the *Nat. Fam. Bignoniaceæ*, *Didynamia Angiosperma*, has been recommended in chronic nervous asthma.

CATALYSIS, *Paralysis*, (q. v.) from *κατα*, and *λυω*, 'I dissolve or decompose.' The action of presence in producing decomposition; as when a body which possesses what has been termed *catalytic force* resolves other bodies into new compounds by mere contact or presence, without itself experiencing any modification.

CATALYTIC FORCE, see *Catalysis*.

CATAMENIA, *Menses*—c. *Alba*, *Leucorrhœa*.

CATAMENIORUM FLUXUS IMMODICUS, Menorrhagia.

CATANANCE, Cichorium intybus.

CATANGELOS, Ruscus.

CATANTLE'MA, *Catantle'sis*, from *κατα*, 'upon,' and *αντλω*, 'I pour.' *Cateone'sis* and *Cateone'sis*. Ablution with warm water. A fomentation.—Moschion, Marcellus Empiricus.

CATAPAS'MA, from *καταπασσω*, 'I sprinkle.'

Catapas'tum, *Conspers'io*, *Epipas'tion*, *Pasma*, *Sympas'ma*, *Empas'ma*, *Diapas'ma*, *Xerion*, *Aspers'io*, *Epispas'tum*, *Pulevis aspers'orius*. A compound medicine, in the form of powder, employed by the ancients to sprinkle on ulcers, absorb perspiration, &c.—Paulus of Ægina.

CATAPH'ORA, 'a fall,' from *καταπερα*, 'I throw down.' A state resembling sleep, with privation of feeling and voice. Somnolency, (q. v.) According to others, Cataphora is simply a profound sleep, which it is difficult to rouse from—in this sense being synonymous with Sopor, (q. v.)

CATAPHORA COMA, see Apoplexy—c. Hydrocephalica, see Apoplexy—c. Cymini, Theriaca Londinensis—c. Magnetica, Somnambulism, magnetic.

CATAPHRAC'TA, *Cataphractes*, a *Cuirass*, from *καταφρασσα*, 'I fortify.' A name given by Galen to a bandage applied round the thorax and shoulders. It was also called *Quadriga*.

CATAPIESIS, Depression.

CATAPINOSIS, Absorption.

CATAP'LASIS, from *καταπλασσω*, 'to besmear.' The act of besmearing or overlaying with plaster.

CATAPLASM, *Cataplas'ma*, *Epiplas'ma*, *Basos*, *Poultice*, *Pultice*, from *καταπλασσειν*, (*κατα* and *πλασσειν*, 'to form or mould,' 'to besmear.') (F.) *Cataplasme*. A medicine to be applied externally, under the form of a thick pap. Cataplasms are formed of various ingredients, and for different objects. They may be *anodyne*, *emollient*, *tonic*, *antiseptic*, *irritating*, &c. A simple poultice acts only by virtue of its warmth and moisture. Meal, fatty substances, leaves of plants, certain fruits, crumb of bread, &c., are the most common bases. The chief poultices which have been official are the following:—*Anodyne*,—c. *Cicutæ*, c. *Digitalis*. *Antiseptic*—c. *Carbonis*, c. *Dauci*, c. *Fermenti*, c. *Acetosæ*, c. *cuminii*. *Emollient*,—c. *Lini*, c. *Panis*, c. *Mali maturi*. *Irritating*,—c. *Sinapis*, c. *Sodii chloridi*, c. *Quercûs Marini*. *Tonic* and *Astringent*,—c. *Alum*, c. *Gouldar*, c. *Rosæ*.

The Parisian Codex has some other official cataplasms. 1. *Cataplas'ma anod'ynum*, made of poppy and hyoscyamus. 2. *Cataplas'ma emollientis*, made of meal and pulps. 3. *Cataplas'ma ad suppuratio'nem promovend'am*, of pulps and basilicon. 4. *Cataplas'ma rubefaciens vel antipleuriticum*, formed of pepper and vinegar.

The only cataplasms, the preparation of which it is important to describe, are the following:

CATAPLASM, ALUM, Coagulûm Aluminosum.—c. of Beer grounds, see Cataplasma Fermenti.—c. Carrot, Cataplasma Dauci.—c. Charcoal, Cataplasma carbonis ligni.

CATAPLASMA BYNES, see C. Fermenti.

CATAPLAS'MA CARBO'NIS LIGNI, Charcoal

Cataplasm or *poultice*. Made by adding powdered charcoal to a common cataplasm. Used as an antiseptic to foul ulcers, &c.

CATAPLAS'MA DAUCI, *Carrot Cataplaem* or *poultice*. Made by boiling the root of the Carrot until it is soft enough to form a poultice. Used in fetid ulcers.

CATAPLAS'MA FÆCULÆ CERÉVISIÆ, see C. Fermenti.

CATAPLAS'MA FERMENTI, *C. efferves'cens*, *Yeast Cataplasm* or *Poultice*, (F.) *Cataplasma de Levure*. (Take of meal lbj, yeast lbs. Expose to a gentle heat.) It is antiseptic, and a good application to bruises. A *Cataplasm of Beer Grounds*, *Cataplasma Fæculæ Cerevisiæ*, *C. Bynes*, is used in the same cases.

CATAPLAS'MA SINA'PIS, *C. Sina'peos*, *Sin'apism*, *Mustard Cataplasm* or *Poultice*, (F.) *Cataplasme de Moutard* ou *Sinapisms*. (*Mustard* and *Linseed meal* or *meal* aa equal parts. *Warm vinegar* or *water*, q. s.) A rubefacient and stimulant applied to the soles of the feet in coma, low typhus, &c., as well as to the pained part in rheumatism, &c.

CATAPLEX'IS, *Stupor*, from *κατα*, and *πλησσω*, 'I strike.' The act of striking with amazement. Appearance of astonishment as exhibited by the eyes in particular. See *Hæmodia*.

CATAPOSIS, Deglutition.

CATAPOTION, Pilula.

CATAPSYX'IS, from *καταψυχω*, 'I refrigerate.' *Peripsy'iasis*. Considerable coldness of the body, without rigor and horripilation.—Galen. *Perfrictio*. Coldness in the extreme parts of the limbs.—Hippocrates.

CATAPTO'SIS, *Decident'ia*, a fall. This word, at times, expresses the fall of a patient, attacked with epilepsy, (q. v.) or apoplexy; at others, the sudden resolution of a paralytic limb.

CATAPULTA VIRILIS, Penis.

CATAPUTIA, MINOR, *Euphorbia lathyris*, *Ricinus communis*.

CATARACT, *Cataract'a*, *Catarra'ct'a*, *Suffusio Oculi*, *S. Lentis crystallinæ*, *Phar'ma cataract'a*, *Caligo lentis*, *Gutta opac'a*, *Hypoch'yma*, *Hypoch'ysis*, *Hypoph'ysis*, *Phaeosco'to'ma*, *Parop'sis cataract'a*, *Glauc'o'ma Woul'hou'si*, from *καταρασσειν* (*κατα* and *ρασσειν*), 'to tumble down.' A deprivation of sight, which comes on, as if a veil fell before the eyes. Cataract consists in opacity of the crystalline lens or its capsule, which prevents the passage of the rays of light, and precludes vision. The causes are obscure. *Diagnosis*.—The patient is blind, the pupil seems closed by an opaque body, of variable colour, but commonly whitish:—the pupil contracting and dilating. Cataracts have been divided, by some, into *spurious* and *genuine*. The former, where the obstacle to vision is between the capsule of the lens and the uvea: the latter, where it is in the lens or capsule. A *lenticular cataract* is where the affection is seated in the lens;—a *capsular* or *membranous* in the capsule. The *capsular* is divided again, by Beer, into the *anterior*, *posterior*, and *complete capsular* cataract. When the capsule is rendered opaque, in consequence of an injury, which cuts or ruptures any part of it, it thickens, becomes leathery, and has been called *Cataract'a ar'ida siliquo'sa*. *Cataract'a Morgagnia'na lactea* vel *purifor'mis*, is the *milky* variety, in which the crystalline

is transformed into a liquid similar to milk, (F.) *Cataracte laiteuse*; or, as generally defined, in which there is opacity of the fluid situate between the lens and its capsule. The *capsulo-lenticular* affects both lens and capsule, and Beer conceives the liquor Morgagni, in an altered state, may contribute to it. Cataracts are also called *stony*, (F.) (*pierreuse*), *milky* or *cheesy*, (*laiteuse* ou *caséuse*, *Galactocataracta*, *Cataracta lacticolor*), according to their density:—white, pearly, yellow, brown, gray, green, black, (F.) *blanche*, *perlée*, *jaune*, *brune*, *grise*, *verte*, *noire*, according to their colour:—*fixed* or *vacillating*,—*cataracta capsulo-lenticularis fixa* vel *tremula*, (F.) *fixe* ou *branlante*, according as they are fixed or movable behind the pupil. They are likewise called *Cataracta marmorata*, *fenestrata*, *stellata*, *punctata*, *dimidiata*, &c., according to the appearances they present.

They may also be *simple*, or *complicated* with adhesion, amaurosis, specks, &c.; and *primary* or *primitive*, when *opaque* before the operation;—*secondary*, when the opacity is the result of the operation.

Cataract is commonly a disease of elderly individuals, although, not unfrequently, *congenital*. It forms slowly; objects are at first seen as through a mist; light bodies appear to fly before the eyes, and it is not until after months or years that the sight is wholly lost. No means will obviate the evil except an operation, which consists in removing the obstacle to the passage of the light to the retina. Four chief methods are employed for this purpose. 1. *Couching* or *Depression*, *Hyalonixis*, *Hyalonyxis*, (F.) *Abaissement*, *Déplacement de la Cataracte*. This consists in passing a cataract needle through the sclerotica and subjacent membranes, a little above the transverse diameter of the eye; and at about two lines' distance from the circumference of the transparent cornea, until the point arrives in the posterior chamber of the eye. With this the crystalline is depressed to the outer and lower part of the globe of the eye, where it is left. 2. *By absorption*,—by the French termed *broiement*, or *bruising*. This is performed in the same manner as the former; except that, instead of turning the crystalline from the axis of the visual rays, it is divided by the cutting edge of the needle, and its fragments are scattered in the humours of the eye, where they are absorbed. 3. *By extraction*, which consists in opening, with a particular kind of knife, the transparent cornea and the anterior portion of the capsule of the crystalline; and causing the lens to issue through the aperture. Each of the processes has its advantages and disadvantages, and all are used by surgeons. 4. Some, again, pass a cataract needle through the transparent cornea and pupil to the crystalline, and depress or cause its absorption. This is called *Keratonyxis*, which see.

CATARACT, BLACK, AMAUROSIS—c. Capsular, see Cataract—c. Capsulo-lenticular, see Cataract—c. Central, Centradiaphanes—c. Cheesy, see Cataract—c. Congenital, see Cataract—c. Complicated, see Cataract—c. Fixed, see Cataract—c. Genuine, see Cataract—c. Lenticular, see Cataract—c. Membranous, see Cataract—c. Milky, see Cataract—c. Opaque, see Cataract—c. Primary, see Cataract—c. Primitive, see

Cataract—c. Secondary, see Cataract—c. Simple, see Cataract—c. Spurious, see Cataract—c. Stony, see Cataract—c. Vacillating, see Cataract.

CATARACTA, Cataract—c. Arida siliquosa, see Cataract—c. Capsulo-lenticularis, see Cataract—c. Centralis, Centradiaphanes—c. Dimidiata, see Cataract—c. Fenestrata, see Cataract—c. Glauca, Glancoma—c. Lacticolor, Cataract, milky—c. Liquida, Hygrocataracta—c. Marmoracea, see Cataract—c. Morgagniana, see Cataract—c. Nigra, Amaurosis—c. Punctata, see Cataract—c. Stellata, see Cataract.

CATARACTE, ABAISSEMENT DE LA, see Cataract—c. *Blanche*, see Cataract—c. *Branlante*, see Cataract—c. *Brunne*, see Cataract—c. *Caséuse*, see Cataract—c. *Déplacement de la*, see Cataract—c. *Fixe*, see Cataract—c. *Grise*, see Cataract—c. *Jaune*, see Cataract—c. *Laiteuse*, see Cataract—c. *Noire*, Amaurosis, see Cataract—c. *Perlée*, see Cataract—c. *Pierreuse*, see Cataract—c. *Verte*, see Cataract.

CATARACTÉ, (F.) *Cataractus*, *Cataracta vitiatus*. One affected with cataract. The French use this term, both for the eye affected with cataract and the patient himself.

CATARIA, see Nepeta.

CATARRH', *Catar'rhus*, *Catar'rhopus*, *Catarrheuma*, *Rheuma*, *Defluxio*, *Catastagma*, *Phlegmatorrhag'ia*, *Phlegmatorrhœ'a*, from *κατα*, 'downwards,' and *ρῆω*, 'I flow.' A discharge of fluid from a mucous membrane. The ancients considered catarrh as a simple flux, and not as an inflammation: Generally it partakes of this character, however. *Catarrh* is, with us, usually restricted to inflammation of the mucous membrane of the air-passages: the French extend it to that of all mucous membranes. (F.) *Flux miqueux*, *Fluxion catarrhale*.

Catarrh, in the English sense, *Broncho-catar'rhus*, *Pulmonary Catarrh*, *Lung fever*, (vulgarly:) *Rheuma Pectoris*, *Destillatio Pectoris*, *Catar'rhus Pectoris*, *C. Pulmorum*, *C. Pulmonalis*, *C. Bronchia'lis*, *Blennoptysis*, *Tussis catarrh'alis simplex*, *Grave' do* (of many) *Febris Catarrh'alis*, *Blennothor'acis*, *Bronchitis*, *Catar'rhus à Frigore*, (F.) *Catarrhe pulmonaire*, *Fièvre Catarrhale*, *Rhume de Poitrine*, a *Cold*, is a superficial inflammation of the mucous follicles of the trachea and bronchi. It is commonly an affection of but little consequence, but apt to relapse and become *chronic*. It is characterized by cough, thirst, lassitude, fever, watery eyes, with increased secretion of mucus from the air-passages: The antiphlogistic regimen and time usually remove it.—Sometimes, the inflammation of the bronchial tubes is so great as to prove fatal.

CATARRH, ACUTE, OF THE UTERUS, see Metritis—c. Chronic, Bronchitis, (chronic)—c. Dry, see Bronchitis—c. Pulmonary, Bronchitis, Catarrh—c. Rose, Fever, hay—c. Suffocating nervous, Asthma Thymicum—c. Summer, Fever, hay.

CATARRH', EPIDEM'IC, *Catar'rhus epidem'icus*, *C. à contagio*, *Rheuma epidem'icum*. Catarrh prevailing owing to some particular *Constitutio aëris*, and affecting a whole country:—*Influenza*, (q. v.)

CATARRHACTA, Cataract.

CATAR'RHAL, *Catarrh'alis*, *Catarrho'icus*, *Catarrhoit'icus*, *Catarrhoel'icus*. Relating to catarrh,—as *Catarrhal Fever*, &c. &c.

Tartras, Sodæ Phosphas, Sodæ Sulphas, Sodii Chloridum, Sulphur, Veratria, Aquæ Minerales Sulphuræ et Salinæ, Enemata, Suppositoria.

CATHARTINE, see Cassia Senna, and Convolvulus jalapa.

CATHARTIQUE, Cathartic.

CATHARTOCARPUS, Cassia fistula.

CATHEDRA, Anus.

CATHEMERINUS, Quotidian.

CATHEMERUS, Quotidian.

CATHERETIC, *Cathareticus*, *Ectylocticus*, *Sarcophagus*, from $\kappa\alpha\theta\alpha\rho\epsilon\tau\iota\upsilon\varsigma$, 'to eat,' 'destroy.' Substances applied to warts, exuberant granulations, &c., to eat them down. *Mild caustics*.

CATHETER, from $\kappa\alpha\theta\eta\tau\eta\iota$ ($\kappa\alpha\theta'$, and $\eta\tau\eta\iota$, 'to send,') 'I explore.' *Æne'a*, *Algælie*, *Catheteris*, *Demissor*, *Immissor*. A hollow tube, introduced by surgeons into the urinary bladder, for the purpose of drawing off the urine. Catheters are made of silver or elastic gum. See *Bongie*. The French generally use the word *catheter* for the solid sound or staff; and *algælie* and *sonde* for the hollow instrument.

CATHERETERIS, Catheter.

CATHERETERISIS, Catheterismus.

CATHERETERIS MUS, *Catheteris*, *Catheterisatio*, *Catheterism*, *Catheterization*, *Immissio Catheteris*, same etymon. The introduction of a catheter or sound into the bladder or Enstachian tube. Also probing a wound. *Melosis*, (q. v.)

CATHERETERIZATION, Catheterismus.

CATHIDRYSIS, from $\kappa\alpha\theta\eta\delta\rho\upsilon\varsigma$, 'I place together.' Reduction of a part to its natural situation.

CATHMIA, Plumbi oxydum semi-vitreum.

CATHMIR, Calamina.

CATHOLIC HUMOURS, (F.) *Humeurs Catholiques*, are the fluids spread over the whole body.

CATHOLICON, Panacea.

CATHOLICON DUPLEX. An ancient, purging electuary, chiefly composed of cassia, tamarinds, rhubarb, senna, &c.

CATHOLICUM, Panacea.

CATILLIA. A weight of nine ounces.

CATILLUS, Cup.

CATINUS FUSORIUS, Crucible.

CATLING, Knife, double-edged.

CATO, $\kappa\alpha\tau\alpha$, 'below,' 'beneath.' This word, in the writings of Hippocrates, is often used for the abdomen, especially the intestines. When he advises a remedy $\kappa\alpha\tau\omega$, he means a purgative; when $\alpha\upsilon\alpha$, above or upwards, an emetic. As a prefix, *Cato* means 'beneath,' as in

CATOCATHARTIC, *Catocatharticus*, from $\kappa\alpha\tau\alpha$, 'downwards,' and $\kappa\alpha\theta\alpha\rho\epsilon\tau\iota\upsilon\varsigma$, 'I purge.' A medicine, which purges downwards. One that produces alvine evacuations. The antithesis to *Anacathartic*.

CATOCHA GALENI, Catalepsy.

CATOCHÉ, *Cat'ochéis*, *Cat'ochus*, from $\kappa\alpha\tau\epsilon\chi\omega$, 'I retain,' 'I hold fast.' This word has, by some, been used synonymously with *Catalepsy*, (q. v.); by others, with *Coma vigil*; by others, with *Tetanus*.

CATOCHEUS, *Catoche*, *Ecstasis*—c. *Cervinus*, *Tetanus*—c. *Holotonicus*, *Tetanus*—c. *Infantum*, *Induration* of the cellular tissue.

CATOMISMOS, from $\kappa\alpha\tau\alpha$, 'beneath,' and $\omicron\upsilon\sigma\epsilon\varsigma$, 'shoulder.' *Subhumeralio*. A mode with the ancients of reducing luxation of the

humerus by raising the body by the arm.—*Paulus of Ægina*.

CATOPTER, Speculum.

CATOPTRIC EXAMINATION OF THE EYE. When a lighted candle is held before the eye, three images of it are seen—two erect, and one inverted;—the former owing to reflection from the cornea and anterior surface of the crystalline; the latter owing to reflection from the posterior layer of the crystalline. This mode of examining the eye has been proposed as a means of diagnosis between cataract and amaurosis. In the latter, all the images are seen.

CATOPTROMANCY, from $\kappa\alpha\tau\omicron\pi\tau\rho\omega\varsigma$ ($\kappa\alpha\tau\alpha$, and $\omicron\pi\tau\rho\omega\iota$), 'a mirror,' and $\mu\alpha\upsilon\tau\iota\sigma\iota\alpha$, 'divination.' A kind of divination by means of a mirror.

CATOPTRON, Speculum.

CATORCHITES. A kind of sour wine, prepared with the orchis and black grape, or dried figs. It was formerly employed as a diuretic and emmenagogue.—*Dioscorides*. Called, also, *Sycites*.—*Galen*.

CATORETICUS, Purgative.

CATOTERICUS, Purgative.

CATOTICA, from $\kappa\alpha\tau\alpha$, 'beneath.' Diseases infecting internal surfaces. Pravity of the fluids or emunctories, that open on the internal surfaces of organs. The second order in the class *Ecrotica* of *Good*.

CATOXYS, *Peracutus*, from $\kappa\alpha\tau\alpha$, 'an intensive,' and $\omicron\acute{\xi}\upsilon\varsigma$, 'acute.' Highly acute; as *Morbis Catoxys*, *M. Peracutus*, a very acute disease.

CAT'S EYE, **AMAUROTIC**, see *Amaurotic*.

CATSFoot, *Antennaria dioica*.

CATTAGAUMA, *Cambogia*.

CATTITEROS, Tin.

CATULOTICA, *Cicatrissantia*.

CATU-TRIPALI, *Piper longum*.

CAUCALOIDES, *Patella*.

CAUCHEMAR, *Inculus*.

CAUCHEVIEILLE, *Inculus*.

CAUCHUC, *Caoutchouc*.

CAUDA, *Coccyx*, *Penis*.

CAUDA EQUINA. The spinal marrow, at its termination, about the 2d lumbar vertebra, gives off a considerable number of nerves, which, when unravelled, resemble a horse's tail,—hence the name; (F.) *Queue de Cheval*, *Q. de la Moëlle Epinière*. See *Medulla spinalis*.

CAUDA SALAX, *Penis*.

CAUDAL, *Caudate*, *Caudalis*, *Caudatus*; from *cauda*, 'a tail.' Having a tail or tail-like appendage:—as '*caudal* or *caudate corpuscles*'—corpuscles having a tail-like appendage, as in cancerous growths.

CAUDA TIO. An extraordinary elongation of the clitoris.—*Blasius*.

CAUDATUS, *Bicaudatus*.

CAUDIEZ, **MINERAL WATERS OF**. *Caudiez* is a small town, nine leagues from *Perpignan*, where there is a thermal spring, containing a little sulphate of soda and iron.

CAUDLE: from (F.) *chaud*, 'warm or hot.' A nourishing gruel given to women during the childbed state. The following is a form for it: Into a pint of fine gruel, not thick, put, whilst it is boiling hot, the yolk of an egg beaten with sugar, and mixed with a large spoonful of cold water, a glass of wine, and nutmeg. Mix the

whole well together. Brandy is sometimes substituted for the wine, and lemon peel or capillaire added. It is also sometimes made of gruel and beer, with sugar and nutmeg.

CAUL, from (L.) *caula*, 'à fold,' *Pilus*, *Pile'olus*, *Ga'lea*, *Vitta*, (F.) *Coeffe*, *Coiffe*—(Etre né coiffé—"to be born with a caul.") The English name for the omentum. Also, when a child is born with the membranes over the face, it is said to have been "born with a caul." In the catalogue of superstitions, this is one of the favourable omens. The caul itself is supposed to confer privileges upon the possessor; hence the membranes are dried, and sometimes sold for a high price. See Epiploon.

CAULE'DON, *Stige'don*, from *καυλος*, 'a stalk.' A transverse fracture.

CAULIFLOWER, (G.) Kohl, 'cabbage,' and *flower* [?], *Brassica Florida*.

CAULIFLOWER EXCRESCENCE, *Excrescen'tia Syphilit'ica*, (F.) *Choufleur*. A syphilitic excrescence, which appears about the origin of the mucous membranes, chiefly about the anus and vulva, and which resembles, in appearance, the head of the cauliflower.

CAULIS, Penis—C. Florida, *Brassica Florida*.

CAULOPHYLLUM THALICTROIDES, *Leontice' thalictroides*, *Blueberry Cohosh*, *Cohosh*, *Cohush*, *Blueberry*, *Papoose Root*, *Squaw Root*, *Blue Ginseng*, *Yellow Ginseng*, a plant of the Family Berberidæ; *Sex. Syst.* Hexandria Monogynia, which grows all over the United States, flowering in May and June. The infusion of the root is much used by the Indians in various diseases. To it are ascribed emmenagogue and diaphoretic virtues.

CAULOPLEGIA, from *καυλος*, 'the male organ,' and *πληγη*, 'a wound,' or 'stroke.' An injury or paralysis of the male organ.

CAULORRHAGIA, Stomatosis—c. Ejaculatoria, Spermato-cystidorrhagia—c. Stillatitia, Urethrorrhagia.

CAULORRHŒA BENIGNA, Gonorrhœa pura.

CAULUS, Penis.

CAUMA, *καυμα*, 'a burnt part,' from *καω*, 'I burn.' Great heat of the body or atmosphere. Synocha (q. v.) *Empresma* (q. v.)

CAUMA BRONCHITIS, Cynanche trachealis—c. Carditis, Carditis—c. Enteritis, Enteritis—c. Gastritis, Gastritis—c. Hæmorrhagicum, Hæmorrhagia activa—c. Hepatitis, Hepatitis—c. Ophthalmitis, Ophthalmia—c. Peritonitis, Peritonitis—c. Phrenitis, Phrenitis—c. Pleuritis, Pleuritis—c. Podagricum, Gout—c. Rheumatismus, Rheumatism, acute.

CAUMATO'DES, *Caumat'rus*, from *καυμα*, 'fire heat.' Burning hot. *Febris caumat'o'des*, *F. causo'des*. Inflammatory fever. Synocha.

CAUNGA, Areca.

CAUSA CONJUNCTA, Cause, proximate—c. Continens, Cause, proximate.

CAUSÆ ABDITÆ, Causes, predisponent or remote—c. Actuales, Causes, occasional—c. Præincipientes, Causes, procatactic—c. Proëgumenæ, Causes, predisponent.

CAUSE, *Caus'a*, *Ai'tia*, *Ai'tion*. An act which precedes another, and seems to be a necessary condition for the occurrence of the latter. The causes of disease are generally extremely obscure; although they, sometimes, are evident enough. The *predisponent* and *occasional* causes are the only two, on which any

stress can be laid; but as authors have divided them differently, a short explanation is necessary.

CAUSE, AC'CESSORY, (F.) *Cause Accessoire*. One which has only a secondary influence in the production of disease.

CAUSES, ACCIDENTAL, *Common Causes*, (F.) *Causes Accidentelles*, are those which act only in certain given conditions; and which do not always produce the same disease. Cold, e. g., may be the accidental cause of pneumonia, rheumatism, &c.

CAUSES CACHÉES, C. occult—c. Common, C. accidental—c. Exciting, C. Occasional, —c. Essential, C. Specific—c. *Déterminantes*, C. Specific—c. *Éloignées*, C. Predisponent.

CAUSES, EXTERNAL, (F.) *Causes externes*, are such as act externally to the individual; as air, cold, &c.

CAUSES FORMELLES, (F.) are such as determine the form or kind of disease. They differ from the *Causes matérielles*, which are common to a set of diseases; as, to the neuroses, phlegmasiæ, &c.

CAUSES, HIDDEN, C. occult.

CAUSES, INTERNAL, (F.) *Causes Internes*, are those which arise within the body;—as mental emotions, &c.

CAUSES, MECHANICAL, (F.) *Causes mécaniques*, are those which act mechanically, as pressure upon the windpipe in inducing suffocation.

CAUSES, NEGATIVE, (F.) *Causes négatives*, comprise all those things, the privation of which may derange the functions;—as abstinence too long continued. They are opposed to *positive causes*, which, of themselves, directly induce disease;—as the use of indigestible food, spirituous drinks, &c.

CAUSES, OBSCURE, C. occult.

CAUSES, OCCASIONAL, *Exciting Causes*, *Causa actual'es*, (F.) *Causes occasionelles*, are those which immediately produce disease. The occasional causes have been divided into the *cognizable* and *non-cognizable*.—C. J. B. Williams.

I. Cognizable Agents.

1. Mechanical.
2. Chemical.
3. Ingesta.
4. Bodily exertion.
5. Mental emotion.
6. Excessive evacuation.
7. Suppressed or defective evacuation.
8. Defective cleanliness, ventilation and draining.
9. Temperature and changes.

II. Non-Cognizable Agents.

1. Endemic.
2. Epidemic.
3. Infectious.

CAUSES, OCCULT', *Hidden causes*, *Obscure causes*, (F.) *Causes occultes* ou *cachées* ou *obscures*. Any causes with which we are unacquainted; also, certain inappreciable characters of the atmosphere, which give rise to epidemics.

CAUSES, PHYSICAL, (F.) *Causes Physiques*, —those which act by virtue of their physical

EXCITING
CAUSES
OF
DISEASE.

properties; as form, hardness, &c. All vulnerable bodies belong to this class.

CAUSES, PHYSIOLOGICAL, (F.) *Causes Physiologiques*, those which act only on living matter;—narcotics, for example.

CAUSES, PREDISPOSANT, Remote causes, Causæ prædisponentes, Causæ abditæ, Causæ remotæ; (F.) *Causes prédisposantes, Causes éloignées*;—those which render the body liable to disease. They may be *general*, affecting a number of people, or *particular*, affecting only one person.

CAUSES, PRINCIPAL, (F.) *Causes principales*—those which exert the chief influence on the production of disease, as distinguished from the *accessory causes*.

CAUSES, PROCATACTIC, Causæ procatacticae, Causæ præcipientes, from προκατακτιξος; 'the origin or beginning of a thing,' (καταγω, 'I begin,' and προ, 'before.'). These words have been used with different significations. Some have employed them synonymously with *predisponent* or *remote causes*, others, with *occasional* or *exciting causes*.

CAUSE PROCHAINE, C. proximate.

CAUSE, PROXIMATE, Causæ proxima vel continens vel conjuncta, (F.) *Cause continente ou prochaine*, is the disease itself. Superabundance of blood, e. g., is the proximate cause of plethora.

CAUSES, REMOTE, C. predisponent.

CAUSES, SPECIFIC, Essential causes, &c. (F.) *Causes spécifiques, C. essentielles, C. déterminantes*; those which always produce a determinate disease; contagion, for example.

CAUSIS, Burn, Ebullition, Fermentation, Incendium, Ustion.

CAUSOMA, Inflammation.

CAUSTIC, Causticus, Cautereticus, Diæreticus, Erodens, Adurens, Urens, Pyroticus, from καω, 'I burn.' (F.) *Caustique*. Bodies, which have the property of causticity; and which, consequently, burn or disorganize animal substances. The word is also used substantively. The most active are called *Escharotics*. Caustics are also called 'corrosives.'

CAUSTIC BEARER, Porte-caustique.

CAUSTICA ADUSTIO, Cauterization.

CAUSTICITY, Causticities, from καωτιξος, 'that which burns,' (καω, 'I burn.') The impression which caustic bodies make on the organ of taste; or, more commonly, the property which distinguishes those bodies.

CAUSTICOPHORUM, Porte-pierre.

CAUSTICUM ALKALINUM, Potassa fusa—c. Americanum, Veratrum sabadilla—c. Antimoniale, Antimonium muriatum—c. Commune, Potassa fusa—c. Commune acerrimum, Potassa fusa—c. Commune fortius, Potassa cum calce—c. Lunare, Argenti nitras—c. Potentiale, Potassa fusa—c. Salinum, Potassa fusa.

CAUSTICUM COMMUNE, Potential Caustery, Common Caustic, Causticum potentiale, Lapis septicus, Causticum commune mitius. This consists of *quicklime* and *black soap*, of each equal parts.

CAUSTIQUE, Caustic.

CAUSTIQUE-FILHOS, see Powder, Vienna.

CAUSTIQUE DE VIENNE, Powder, Vienna.

CAUSUS, from καω, 'I burn.' A highly ardent fever; *Daurens*. Pinel regards it as a complication of bilious and inflammatory fever;

Broussais, as an intense gastritis, accompanied with bilious symptoms. See *Synocha*.

CAUSUS, ENDEMIC, OF THE WEST INDIES, Fever, Yellow—c. Tropicus endemicus, Fever, yellow.

CAUTER, Cauterium.

CAUTÈRE, Cauterium, Fonticulus—c. Inhérent, Inherent cautery.

CAUTERETICUS, Caustic.

CAUTERETS, MINERAL WATERS OF, Cauterets is a bourg seven leagues from Barèges (Hautes-Pyrénées,) France. The waters are hydrosulphurous and thermal—temperature 123° F. They are used in the same cases as the Barèges water.

CAUTERIASMUS, Cauterization.

CAUTERIUM, Cauterium actuale, Cauter, Cautey, Inustorium, Ruptorium, Ignis actualis, from καω, 'I burn.' (F.) *Cautey, Feu actuel*. A substance, used for 'firing,' burning or disorganizing the parts to which it is applied. Cauteries were divided by the ancients into *actual* and *potential*. The word is now restricted to the red-hot iron; or to positive burning. It was, formerly, much used for preventing hemorrhage from divided arteries; and also with the same views as a blister. The term *Potential Cautey, Cauteyrium potentiale, Ignis potentialis, (F.)* *Feu potentiel*, was generally applied to the *causticum commune*, (q. v.) but it is now used synonymously with caustic in general.

Cautey also means an issue.

CAUTERIUM ACTUALE, Cauterium.

CAUTERIZATION, Cauterisation, Cauteriasmus, Excusio, Inustio, Caustica Adustio. Firing. The effect of a cautey. The French, amongst whom cauterization is much used, distinguish five kinds: 1. *Cauteyisation Inhérente*, which consists in applying the actual cautey freely, and with a certain degree of force, so as to disorganize deeply. 2. *Cauteyisation transcurrente*, which consists in passing the edge of the *Cautey cultellaire*, or the point of the *Cautey conique* lightly, so as not to disorganize deeply. 3. *Cauteyisation par pointes*, which consists in applying on the skin, here and there, the hot point of the conical cautey, with sufficient force to cauterize the whole thickness of the skin. 4. *Cauteyisation lente, slow cauterization*, by means of the moxa. 5. *Cauteyisation objective*, which consists in holding the cautey at some distance from the part to be acted upon by it.

To **CAUTERIZE; Caustico adurere; (F.)** *Cauteyiser*. To apply the cautey. To burn with a cautey.

CAUTERY, Cauterium—c. Potential, Causticum commune.

CAVA, Vulva.

CAVA VENA, Vena hepatis. The hollow or deep-seated vein. (F.) *Veine cave*. A name given to the two great veins of the body, which meet at the right auricle of the heart. The *vena cava superior, thoracica vel ascendens*, is formed by the union of the subclavians; and receives successively, before its termination at the upper part of the right auricle, the *inferior thyroid, right internal mammary, superior diaphragmatic, azygos, &c.* The *vena cava inferior, abdominalis vel ascendens*, arises from the union of the two primary *iliacs*, opposite the fourth or fifth lumbar vertebra, receives the

middle sacral, lumbar, right spermatic, hepatic, and inferior diaphragmatics, and opens at the posterior and inferior part of the right auricle.

CAVATIO, Cavity.

CAVEA, Cavity—c. Narium, Nares.

CAVERNA, *Antrum*. 'A cavern.' This term has been used for the female organs of generation. See Cavity, and Vulva.

CAVERNA NARIUM, Nares.

CAVERNÆ DENTIUM, Alveoli dentium—c. Frontis, Frontal Sinuses.

CAVERNEUX, Cavernous.

CAVERNOUS, *Cavernosus*, (F.) *Caverneux*. Filled with small cavities or caverns,—as a sponge.

CAVERNOUS BODIES, *Corpora Cavernosa* of the penis, *Corpora nervosa*, *C. Nervico-spongiosa Penis*, (F.) *Corps Caverneux*. The corpus cavernosum is a kind of cylindrical sac, separated, through its whole extent, by a vertical, incomplete septum; and forming nearly two-thirds of the penis. The corpus cavernosum, on each side, arises from the ascending portion of the ischium, and terminates obtusely behind the glans. The arteries of the corpora cavernosa come from the internal pudic. See Helicine Arteries. Nerves are found on the surface of the outer membrane, but they do not appear to penetrate the substance.

J. Müller's researches have led him to infer, that both in man and the horse, the nerves of the corpora cavernosa are made up of branches proceeding from the organic as well as the animal system, whilst the nerves of animal life alone provide the nerves of sensation of the penis.

CAVERNOUS BODIES, *Corpora Cavernosa* of the Clitoris, are two hollow crura, forming the clitoris.

CAVERNOUS BODY OF THE VAGINA, *Corpus Cavernosum Vaginae*, *Plexus retiformis*, is a substance, composed of blood-vessels and cells, similar to those of the penis and clitoris, which covers the outer extremity of the vagina, on each side. It serves to contract the entrance to the vagina during coition.

CAVERNOUS RESPIRATION, (F.) When a cavity exists in the lungs, and one or more ramifications of the bronchia terminate in it, a loud tubal noise is emitted, provided the cavity be not filled with fluid, which is called *cavernous respiration*. In this condition the cough is *cavernous* likewise. (F.) *Toux Caverneuse*. When the capacity of the cavern is very great, the sound of respiration is like that produced by blowing into a decanter, with the mouth at a little distance from the neck. This kind of cavernous respiration has been called *amphoric*, from *amphora*, 'a flask;' (F.) *Respiration amphorique*, *Souffle amphorique*, *S. métallique*.

The *Veiled Puff*, (F.) *Souffle voilé*, is a modification of the cavernous respiration, in which, according to Laënnec, "a sort of movable veil interposed between the excavation and the ear" seems to be agitated to and fro. It is a sign which is not attended to.

CAVERNOUS SINUS, *Sinus Cavernosus*, *Sinus polymorphus* seu *Receptaculum*, *S. sphenoidalis*, *Receptaculum sellæ equinæ lateribus oppositum*, (F.) *Sinus caverneux*. The Cavernous Sinuses are venous cavities of the dura mater, filled with a multitude of reddish, soft filaments, intersecting each other; and, as it were, reticu-

lated. They commence behind the inner part of the sphenoid fissure, pass backwards on the sides of the fossa pituitaria, and terminate by opening into a cavity, common to the superior and inferior petrosal sinuses. They receive some meningeal veins, the ophthalmic veins, &c. The anterior extremity of each cavernous sinus has been named the *ophthalmic sinus*.

CAVERNOUS TEXTURE or TISSUE, (F.) *Tissu caverneux*. The spongy substance which forms the greater part of the penis and clitoris. It seems to consist of a very complicated lace-work of arteries and veins; and, probably, of nervous filaments, with small fibrous plates, which form by their decussation numerous cells communicating with each other. This spongy texture produces erection, by dilating and swelling on the influx of blood; and probably, also, by virtue of some property inherent in it.

CAVIALE, Caviare.

CAVIARE, *Caviar*, *Caviale*, *Kaviac*. A culinary preparation, much used by certain people, and made on the shores of the Black and Caspian Sea, from the roe of the sturgeon, mixed with salt and other condiments.

CAVICULA, *Cavilla*, from *cavus*, 'hollow.' The ankle, or space between the malleoli. Some have given this name to the os cuneiforme. See Astragalus.

CAVICULÆ PEDIS NODUS, Tarsus.

CAVILLA, Astragalus, Cavicula.

CAVITAS ANTROSA AURIS, Tympanum—c. Buccinata, Cochlea—c. Cochleata, Cochlea.

CAVITAS ELLIPTICA, *Ampulla*. A dilatation at one end of the semicircular canals of the ear.

CAVITAS HUMERI GLENOIDES, see Glenoid—c. Narium, Nares—c. Oculi, Orbit—c. Oris, Mouth—c. Pulpæ, see Tooth.

CAVITATES CEREBRI, Ventricles of the brain—c. Dura matris, Sinuses of the dura mater—c. Innominata, Auricles of the heart—c. Interscapulares, see Interscapularis.

CAVITÉ, Cavity—c. Dentaire, Dental cavity—c. des Épiploons, see Peritonæum—c. du Tympan, Tympanum.

CAVITY, *Cavitas*, *Cavum*, *Cælotes*, *Cælon*, *Ca'væ*, *Caverna*, *Cavatio*, (F.) *Cavité*. Every thing hollow, as the cranium, mouth, nasal fossæ, &c.

CAVITIES, SPLANCHNIC, (F.) *Cavités splanchniques*, are those which contain the viscera. They are three in number;—the cranium, chest, and abdomen. The cavities of bones, connected with joints or otherwise, are described under their particular denominations.

CAVUM, Cavity—c. Abdominis, see Abdomen.

CAVUM CRANII, *Venter Supremus*. The cavity formed by the proper bones of the cranium.

CAVUM DENTIS, see Tooth—c. Narium, Nares—c. Oris, Mouth—c. Tympani, Tympanum.

CAYAN, Phaseolus Creticus.

CAZABI, *Jatropha manihot*.

CEANOTHOS, *Cirsium arvense*.

CEANOTHUS AMERICANUS, *Celastrus*.

CEAR, Heart.

CEASMA, Fissure.

CEBI GALLINÆ. The liver of the fowl, bruised.—Castelli.

CEBIPARA. A large Brazilian tree, whose

bitter and astringent bark is used in making anti-rheumatic baths and fomentations.

CECES, see *Quercus alba*.

CÆCITĒ, Cæcitas.

CEDAR, RED, *Juniperus Virginiana*.

CEDEIA, Embalming.

CEDMA, Aneurism, Varix.

CED'MATA, *κεδματα*. Rheumatic pains of the joints, especially of the hips, groin or genital organs. A form of gout or rheumatism.

CEDRAT, *Citrus medica*.

CE'DRE'UM, from *κεδρος*, 'the cedar,' and *ελαιον*, 'oil.' The oil of cedar.—Pliny.

CE'DRIA, *Cedrium*, *Cedrinum*, *Cedri lachryma*, *Alkhitran*. The oil or resin which flows from the cedar of Lebanon. It was supposed to possess great virtues. Hippocr., Foesius, Scribonius Largus, Dioscorides. It has been supposed to be the same as the pyroligneous acid. See *Pinus Sylvestris*.

CE'DRINUM VINUM, *Cedar Wine*. A wine prepared by steeping half a pound of bruised cedar berries in six French pints of sweet wine. It is diuretic and subastringent.

CEDRITES, from *κεδρος*, 'the cedar.' A wine prepared from the resin of cedar and sweet wine. It was formerly employed as a vermifuge, &c.

CEDRIUM, *Cedria*.

CEDROMELA, see *Citrus medica*.

CEDRONELLA, *Melissa*.

CEDROS, *Juniperus lycia*.

CEDROSTIS, *Bryonia alba*.

CEDRUS BACCIFERA, *Juniperus sabina*.

CEINTURE, *Cingulum*, *Herpes zoster*.

CEINTURE BLANCHE DE LA CHOROÏDE, *Ciliary ligament*.

CEINTURE DARTREUSE, *Herpes zoster*—*c. de Hildane*, *Cingulum Hildani*—*c. de Vif Argent*, *Cingulum mercuriale*.

CELANDINE, *Impatiens*—*c. Common*, *Chelidonium majus*—*c. Lesser*, *Ranunculus ficaria*.

CELASTRUS, *Celastrus*, *Ceanothus Americanus*, *New Jersey Tea*, *Red Root*. Used by the American Indians, in the same manner as lobelia, for the cure of syphilis. It is slightly bitter and somewhat astringent. A strong infusion of the dried leaves and seeds has been recommended in aphthæ, and as a gargle in scarlatina.

CELATION, (F.) *Concealment*, from *celare*, 'to conceal.' A word used by French medical writers for cases where there has been concealment of pregnancy or delivery.

CELE, *κηλη*, 'a tumour, protrusion, or rupture;' a very common suffix, as in *hydrocele*, *bubonocoele*, &c. See *Hernia*.

CELERY, (F.) *Celeri*. The English name for a variety of *Apium graveolens*, (q. v.)

CELETA, see *Hernial*.

CELIA, *Cerevisia*.

CÉLIAQUÉ, *Cæliac*.

CELS, *κηλεις*, 'a spot, a stain.' A *macula* (q. v.) or spot on the skin.

CELL, *Cella*. A small cavity. The same signification as *Cellule* (q. v.)

CELL, APOPLECTIC, see *Apoplectic cell*—*c. Bronchic*, *Cellule*, *bronchic*—*c. Calcigerous*, see *Tooth*.

CELL, EPIDERMIC. The cells or corpuscles that cover the free membranous surfaces of the body, and which form the epidermis and epithelium, are termed '*epidermic cells*.' They are

developed from germs furnished by the subjacent membrane.

CELL, FAT, see *Fatty vesicles*—*c. Germ*, *Cytoblast*—*c. Germinal*, see *Cytoblast*—*c. Nucleated*, see *Cytoblast*.

CELL LIFE. The life which is possessed by the separate cells that form the tissues, and by which the nutrition of the tissues is presumed to be effected.

CELL, PIGMENT. Pigment cells are mingled with the epidermic cells, and are most manifest in the coloured races. They are best seen on the inner surface of the choroid of the eye, where they form the *pigmentum nigrum*.

CELLA TURCICA, *Sella Turcica*.

CELLULA, *Cellule*.

CELLULÉ, see *Colon*—*c. Medullares*, see *Medullary membrane*—*c. Pulmonales*, *Cellules bronchii*, see *Pulmo*—*c. Bronchicæ*, see *Cellule*.

CELLULAR, *Cellularis*, *Cellulosus*, (F.) *Cellulaire*. Composed of cells or cellules, from *cella* or *cellula*, 'a cell.'

CELLULAR MEMBRANE, *Membra'na cellulosa*, *M. Cellularis*.—*M. adiposa*, *pinguedinosa*, of some, *Panniculus adiposus*.—Membrane formed of cellular tissue, (F.) *Membrane cellulaire*. Generally used for the tissue itself.

CELLULAR SYSTEM. The whole of the cellular tissue of the human body.

CELLULAR TISSUE, *Tela cellularis*, *T. cellulosa*, *T. Hippocratis cribrosa*, *Ethmophæreticulatæ*, *filamentous*, *laminated*, *cribriform*, *porous*, *areolar*, and *mucous Tissue*, *Reticular* or *cellular substance*, *Contextus cellulose*, (F.) *Tissu cellulaire*, *réticulé*, *lamineux*, *cribleux*, *poroux*, *aréolaire*, *muqueux*, &c., is the most common of all the organic tissues. Anatomists do not agree regarding its intimate structure. It seems to contain cellules or irregular areolæ between the fibres and plates; as well as serum, fat, and the adipous tissue. The cellular tissue or texture unites every part of the body; determines its shape, and by its elasticity and contractility, and by the fluid which it contains in its cells, facilitates the motion of parts on each other.

Cellular tissue has been divided by anatomists into the external, general or common cellular tissue—*textus cellularis intermedius seu lazus*, which does not penetrate the organs,—the cellular texture which forms the envelopes of organs—*textus cellularis strictus*; and that which penetrates into the organs, accompanying and enveloping all their parts,—the *textus cellularis stipitatus*, constituting the basis of all the organs. It has likewise been termed *Textus organicus seu parenchymalis*.

CELLULAR TISSUE OF BONES, see *Cancelli*.

CELLULE, *Cellula*, diminutive of *cella*, 'a cavity.' A small cavity. (F.) *Cellule*. *Cellules* are the small cavities between the laminae of the cellular tissue, *corpora cavernosa*, &c.

CELLULES OF CELLS, BRONCHIC, *Cellula Bronchicæ seu Pulmonales*, *Fori pulmonum*, *Vesicula pulmonales*. The air-cells of the lungs. See *Pulmo*.

CELLULES BRONCHIQUES, *Bronchial cells*.

CELLULITIS VENENATA, see *Wound*.

CELLULOSE, same etymon as *Cellulis*. The substance which is left after the action

upon any kind of vegetable tissue of such solvents as are fitted to dissolve out the matter deposited in its cavities and interstices. It has been affirmed, that the tunicated or ascidian mollusca have, in their integuments, a considerable quantity of it.

CELLULOSUS, Cellular.

CELOLOG'IA, from κηλη, 'rupture,' and λογος, 'a discourse.' The doctrine of hernia. A treatise on hernia.

CELOSOMUS, from κηλη, 'a rupture,' and σωμα, 'body.' A monster in which the trunk is malformed, and eventration or displacement of the viscera exists.

CELOTES, see Hernial.

CELOTOMIA, *Kelotomia*, *Celotomy*, from κηλη, 'a rupture,' and τεμνειν, 'to cut.' An operation, formerly employed for the radical cure of inguinal hernia; which consisted, principally, in passing a ligature round the hernial sac and spermatic vessels. It necessarily occasioned atrophy and loss of the testicle; and did not secure the patient against the return of the disease. The intestines were, of course, not included in the ligature. Also, the operation for hernia in general,—*Herniotomy*.

CELOTOMUS, same etymon. *Herniotomus*. A knife used in the operation for hernia. Adjectively, it means relating to celotomy, like *Celotomivus*.

CELSA. A term, used by Paracelsus for a cutaneous disease, dependent, according to him, on a false or heterogeneous spirit or vapour, concealed under the integuments, and endeavouring to escape. Perhaps the disease was *Urticaria*.

CELSUS, METHOD OF, see Lithotomy.

CEMBRO NUTS, see *Pinus cembra*.

CEMENT. A glutinous substance introduced into a carious tooth to prevent the access of air or other extraneous matters. The following is an example: (℞. *Sandarac*. ʒij; *Mastich*. ʒi; *Succin*. gr. x. *Ether*. ʒi; Dissolve with the aid of heat.)

CEMENTERIUM, Crucible.

CEMENTUM, see Tooth.

CENANGIA, *Ceneangia*.

CENCHRON, *Panicum miliaceum*.

CENDRÉ, *Cineritius*.

CENDRE DU LEVANT, Soda.

CENDRES GRAVELEES, see Potash—*c. de Sarmet*, see Potash.

CENEANGIA, *Ceneangi'a*, from κενος, 'empty,' and αγγειον, 'a vessel.' Inanition. Empty state of vessels.—Galen.

CENEMBATE'SIS, from κενος, 'empty,' and επιβαινω, 'I enter.' Paracentesis, (q. v.) Also, the act of probing a wound or cavity; *Melo'sis*.

CENEONES, Flanks.

CENIGDAM, *Ceniplam*.

CENIGOTAM, *Ceniplam*.

CENIPLAM, *Cenigdam*, *Cenigotam*, *Ceni-plam*. The name of an instrument anciently used for opening the head in epilepsy.—Paracelsus.

CENIPIOTAM, *Ceniplam*.

CENOSIS, from κενος, 'empty.' *Ine'sis*, *Inethmos*. Evacuation. It is sometimes employed synonymously with inanition, (q. v.) and opposed to repletion;—*Exinani'tio*.

CENOTICA, from κενωσις, 'evacuation.' Diseases affecting the fluids. Morbid discharges

or excess, deficiency or irregularity of such as are natural. The first order, class *Genetica*, of Good; also, Drastics, (q. v.)

CENTAUREA BEHEN, *Behen abiad*, *Behen album*, White Behen. Ord. *Gentianeæ*. Astringent.

CENTAUREA BENEDICTA, *Carduus benedictus*, *Cnicus sylvestris*, *Cnicus benedictus*, *Cardiobotanum*, *Blessed* or *Holy Thistle*, (F.) *Chardon béni*. Fam. *Cynarocephalæ*. *Ser. Syst.* Syngenesia Polygamia frustranea. A strong decoction of the herb is emetic:—a strong infusion, diaphoretic (?); a light infusion, tonic and stomachic. Dose, gr. xv. to ʒj. of powder.

CENTAUREA CALCITRAPA, *Calcitrapa*, *Calcitrapella*, *Carduus solstitialis*, *Carduus stellata*, *Jacea ramosissima*, *Cacotribulus*, *Calcitrapa stellata*, *Stellata rupina*, *Centaurea stellata*, *Common Star-Thistle*, *Star-Knapweed*, (F.) *Centaurea étoilée*, *Chardon étoilé*, *Chaussetrappe*, *Pignerole*. It is possessed of tonic properties, and has been given in intermittents, dyspepsia, &c. It is not much used.

CENTAUREA CENTAURIUM, *Rhaponiticum vulgare*, *Centaureum magnum*, *Centaureum majus*, *Greater Centaury*, *Centaureum officinale*, (F.) *Centauree grande*. It is a bitter; and was formerly used as a tonic, especially the root.

CENTAUREA CYANUS, *Cyanus*, *Blue bottle*, *Corn-flower*, (F.) *Blavelle*, *Blavéole*, *Blavérolle*. The flowers were once much used as a cordial, tonic, &c. They are now forgotten.

CENTAUREA STELLATA, *Centaurea calcitrapa*.
CENTAURÉE ÉTOILÉE, *Centaurea calcitrapa*—*c. Grande*, *Centaurea centaurium*—*c. Petite*, *Chironia centaurium*.

CENTAUREUM, *Chironia centaurium*.

CENTAURIS, *Chironia centaurium*.

CENTAURIUM MAGNUM, *Centaurea centaurium*—*c. Minus vulgare*, *Chironia centaurium*—*c. Officinale*, *Centaurea centaurium*—*c. Parvum*, *Chironia centaurium*.

CENTAURY, AMERICAN, *Chironia angularis*—*c. Greater*, *Centaurea centaurium*—*c. Lesser*, *Chironia centaurium*.

CENTESIS, Paracentesis, Puncture.

CENTIGRAMME, (F.) from *centum*, 'a hundred,' and γραμμα, 'gramme.' *Centigramma*. The hundredth part of a gramme. A centigramme is equal to about the fifth part of a French grain, gr. .1544, Troy.

CENTILITRE, *Centilitra*, from *centum*, 'a hundred,' and λιτρα, 'litre.' An ancient Greek measure for liquids:—the hundredth part of a litre—equal to nearly ten grammes or a spoonful. 2.7053 fluidrachms.

CENTIMÈTRE, *Centim'eter*; the hundredth part of a metre—equal to about four lines. .3937 English inch.

CENTIMORBIA, *Lysimachia nummularia*.

CENTINERVIA, *Plantago*.

CENTINODE, *Polygonum aviculare*.

CENTINODIA, *Polygonum aviculare*.

CENTO VIRGINALIS, Hymen.

CENTRADIAPHANES, *Cataracta centralis*, from κεντρον, 'centre,' a privative, and διαφανης, 'transparent.' Cataract owing to obscurity of the central portion of the crystalline.

CENTRAL ARTERY OF THE RETINA, *Arteria Centralis Retinæ*, *Central Artery of Zinn*. This artery is given off from the arteria ophthalmica, and penetrates the optic nerve a little behind the ball of the eye; running in the axis of the nerve, and spreading out into many small branches upon the inside of the retina. When the nerve is cut across near the eye, the orifice of the divided artery is observable. This was formerly called *Porus Opticus*.

CENTRE OF ACTION. The viscus in which the whole or a great part of any function is executed, and to which several other organs contribute. Thus, the vital activity seems to be wholly centred in the stomach, during chymification; in the duodenum, during chyfication. In like manner, the uterus becomes a centre of action during gestation.

CENTRE, EPIGASTRIC. The ganglions and nervous plexuses, formed by the great sympathetic and pneumogastric nerves, in the epigastrium, around the cœliac artery; where the impressions received from various parts of the body seem to be centred.

CENTRE OF FLUXION. The part towards which fluids are particularly attracted. An irritated organ is said to be a centre of fluxion.

CENTRES, NERVOUS, (F.) *Centres nerveux*. The organs, whence the nerves originate; as the brain and spinal marrow.

CENTRE, OVAL, *Centrum Ovale*, *C. O. Vieussensii*, *Tegumentum ventriculorum cerebri*.—When the two hemispheres of the brain are sliced away, till on a level with the corpus callosum, the medullary part in each is of an oval shape: hence called *centrum ovale minus*, (F.) *centre medullaire hémisphéral*. The two centres of the opposite sides, together with the corpus callosum, form the *centrum ovale* of *Vieussens*. *Vieussens* supposed all the medullary fibres to issue from that point, and that it was the *great dispensatory of the animal spirits*.

CENTRE, PHRENIC, *Tendinous Centre of the Diaphragm*, *Centrum Phrenicum*, *C. Nervæum* or *C. Tendinosum seu tendineum*, (F.) *Centre phrénique* ou *seu tendineux du Diaphragme*. The central aponeurosis or cordiform tendon of the diaphragm.

CENTRE OF SYMPATHETIC IRRADIATIONS, (F.) *Centre d'irradiations sympathiques*. Any organ, which excites, sympathetically, the action of other organs, more or less distant from it; and with which it seems to have no immediate communication.—*Marjolin*.

CENTRE, TENDINOUS, OF THE DIAPHRAGM, Centre, phrenic.

CENTROMYRINE, *Ruscus*.

CENTRUM COMMUNE, Solar plexus—*C. Nerveum*, Centre, phrenic—*C. Ovale*, Centre, oval—*C. Ovale minus*, see Centre, oval—*C. Ovale* of *Vieussens*, Centre, oval—*C. Semicirculare geminum*, *Tœnia semicircularis*—*C. Tendinosum*, Centre, phrenic.

CENTRY, *Chironia angularis*.

CENTUM CAPITA, *Eryngium campestre*.

CENTUMNODIA, *Polygonum aviculare*.

CEPA ASCALONICA, *Bulbus esculentus*, *Echalotte*.

CEPÆA, *Veronica beccabunga*.

CEPHÆLIS IPECACUANHA, *Ipecacuanha*.

CEPHALÆA, *Headache*, (F.) *Céphalée*, from *κεφαλή*, 'head.' Some use the term synonymously with cephalalgia. Others, for a periodical headache:—others, again, for a more violent headache than cephalalgia implies; and others for a chronic headache. The last was its ancient signification:

Cephalæa spasmodica, *Cephalalgia spasmodica*, *C. Nauseosa*, *Sick-headache*, is characterized by partial, spasmodic pain; often shifting from one part of the head to another; chiefly commencing in the morning, with sickness and faintness. It is extremely apt to recur, notwithstanding every care.

CEPHALÆA ARTHRITICA, *Cephalagra*—*C. Hamicrania*, *Hemicrania*—*C. Nauseosa*, *Spasmodica*—*C. Pulsatilis*, *Crotaphe*.

CEPHALÆMATOMA, from *κεφαλή*, 'head,' and *αἷμα*, 'blood;' *Tumor Capitis sanguineus neonatorum*, *Cephalophyma*, *Craniohæmatomatus*. A sanguineous tumour, sometimes developed between the pericranium and the bones of the head of new-born children. Similar tumours are met with occasionally above other bones, and at all periods of existence.

CEPHALÆMIA, *Hyperæmia cerebri*, *H. Capitis*, *Encephalohæmia*, (F.) *Hyperémie ou Congestion du cerveau*, *Encephalohémie*, *H. cérébrale*, *Congestion cérébrale*. Accumulation of blood in the vessels of the brain.

CEPHALOGOGUS, *Cephaloductor*, *Capitiductor*, from *κεφαλή*, 'head,' and *αγωγος*, 'a leader, a driver.' An instrument used for drawing down the fœtal head.

CEPHALAGRA, from *κεφαλή*, 'the head,' and *αγρα*, 'seizure.' *Cephalæa arthritica*, *Meningitis arthritica*. Gout in the head.

CEPHALAGRAPHIA, from *κεφαλή*, 'the head,' and *γραφη*, 'a description.' An anatomical description of the head.

CEPHALALGIA, *Cephaloponia*, *Cephalodyn'ia*, *Encephalodyn'ia*, *Homonop'gia*, from *κεφαλή*, 'the head,' and *αλγος*, 'pain.' *Encephalalgia*, *Dolor Capitis*; *D. cephalicus*, *Soda*, *Pain in the head*; *Headache*, (F.) *Céphalgie*, *Mal à tête*. Every kind of headache, whether symptomatic or idiopathic, is a cephalalgia. It is ordinarily symptomatic, and has to be treated accordingly.

CEPHALALGIA CONTAGIOSA, *Influenza*—*C. Inflammatoria*, *Phrenitis*.

CEPHALALGIA PERIODICA, *Febris intermittens cephalica larvata*, *Intermittent headache*.¹⁷⁰ Headache which returns periodically; properly, perhaps, a form of neuralgia, (q. v.)

CEPHALALGIA PULSATILIS, *Crotaphe*—*C. Spasmodica*, see *Cephalæa*.

CEPHALALOG'IA, from *κεφαλή*, 'the head,' and *λόγος*, 'a discourse.' An anatomical dissertation on the head.

CÉPHALANTHE D'AMÉRIQUE, *Cephalanthus occidentalis*.

CEPHALANTHUS OCCIDENTALIS, *Buttonwood shrub*, *Buttonbush*, *White Ball*, *Little Snowball*, *Swampwood*, *Pond Dogwood*, *Globe-flower*, (F.) *Céphanthe d'Amérique*, *Bois de Marais*. An ornamental shrub, *Nat. Ord.* Rubiacæ; *Sax. Syst.* Tetrandria Monogynia, which grows all over the United States, near streams and ponds, and flowers in July and August. The bark of the root has been used as an antiperiodic tonic.

CEPHALARTICA, Cephalic remedies.

CEPHALATOM'IA, *Cephalotomia*; from κεφαλη, 'the head,' and τεμειν, 'to cut.' Anatomy, or dissection, or opening of the head.

CEPHALE, Head.

CEPHAL'IC, *Cephalicus, Capitalis*, from κεφαλη, 'the head.' (F.) *Céphalique*. Relating to the head.

CEPHAL'IC REM'EDIES, *Cephalica* vel *Capitalia remedia*, are remedies capable of relieving affections of the head, especially headache:—*Cephalartica*.

CEPHAL'IC VEIN, *Vena Cephalica, Vena Capitalis*, (F.) *Veine céphalique, Veine radiale cutanée* of Chaussier. The great superficial vein at the outer part of the arm and fore-arm. It begins on the back of the hand, by a number of radicles, which unite into a single trunk, called the *Cephalic of the Thumb, Cephalica Pollicis*, (F.) *Veine céphalique du pouce*. It ascends along the anterior and outer part of the fore-arm, where it forms the *superficial radial*. At the fold of the elbow it receives the *median cephalic*, ascends along the outer edge of the biceps, and opens into the axillary vein.

The name *Cephalic* was given to it by the ancients, because they thought it had some connexion with the head, and that blood-letting ought to be performed on it, in head affections.

Chaussier calls the internal jugular, *Veine céphalique*, and the primary or common carotid, *Artère céphalique*.

CEPHALIDIUM, see Caput.

CEPHALINÉ. The base or root of the tongue.—Gorræus.

CEPHALIS, see Caput.

CEPHALITIS, Phrenitis.

CEPHALIUM, see Caput.

CEPHALODUCTOR, Cephalogogus.

CEPHALODYNIA, Cephalalgia.

CEPHALCEDEMA, Hydrocephalus.

CEPHALOID, Encephaloid.

CEPHALOMA, Encephaloid.

CEPHALO-MENINGITIS, Meningo-cephalitis.

CEPHALOMETER, from κεφαλη, 'the head,' and μετρον, 'measure.' An instrument for measuring the different dimensions of the fetal head, during the process of accouchement. A kind of forceps.

CEPHALON'OSUS, from κεφαλη, 'the head,' and νοσος, 'disease.' This term has been applied to the *Febris Hungarica*, in which the head was much affected. See Fever, Hungarian. Others have so called any cerebral disease or fever.

CEPHALOPAGES, Symphyocephalus.

CEPHALO-PHARYNGÆ'US, from κεφαλη, 'the head,' and φαρυγξ, 'the pharynx;' belonging to the head and pharynx. Winslow has given this name to the portion of the *constrictor pharyngis superior*, (q. v.) which is attached, above, to the inferior surface of the basilar process of the os occipitis: The *Cephalo-pharyngeal Aponeurosis* is a thin, fibrous membrane, which is attached to the basilar process, and gives insertion to the fibres of the *constrictor superior pharyngis*.

CEPHALOPHYMA, Cephalæmatoma.

CEPHALOPONIA, Cephalalgia.

CEPHALO-RACHIDIAN, Cephalo-spinal.

CEPHALO-SPINAL, *Cephalo-spinalis*, *Cephalo-rachidian*, *Centro-spinal*, *Cranio-epi-*

nal. A hybrid term from κεφαλη, 'head,' and σπινα, 'spine.' Belonging to the head and spine.

CEPHALO-SPINAL FLUID, *Cephalo-rachidian fluid, Cerebro-spinal fluid, Fluidum cerebro-spinalis*, is an exhaled fluid, which is found beneath the arachnoid, wherever pia mater exists in connexion with the brain and spinal cord. It seems to have a protecting office, and to keep up a certain degree of pressure on the organ,—at least in the spinal canal.

CEPHALOTHORACOSTERUMENUS, from κεφαλη, 'head,' θοραξ, 'the chest,' and στερειν, 'to rob.' A monster without head or chest.

CEPHALOTOM'IA, Eccephalosis.

CEPHALOTRIBE, (F.) An instrument invented by Baudelocque, the nephew, for crushing the head of the fœtus in utero; from κεφαλη, 'the head,' and τριβω, 'I bruise.' It consists of a strong forceps, the blades of which are solid: 16 lines broad, and 3 thick. The handles are perforated at their extremity to receive a screw with three threads, the direction of which is very oblique, so as to allow great rapidity of rotation, and the screw is moved by a winch 6-inches long, to increase the force of the pressure. The bones of the head are easily crushed by it.

CEPHALOTRYPESIS, Trepanning:

CEPHALOXIA, Torticollis.

CEPULLA, Allium cepa.

CER, Heart.

CERA FLAVA et CERA ALBA, *Ceros, Yellow and White Wax*, (F.) *Cire Jaune et Blanche*. An animal substance prepared by the bee, and by some plants, as the *Ceroxylon* and *Myrica cerifera*. Its colour is yellow, and smell like that of honey, but both are lost by bleaching. It is demulcent and emollient; is sometimes given in the form of emulsion, in diarrhœa and dysentery, but is chiefly used in cerates and ointments.

CERÆ'Æ, from κερως, 'a horn,' κεραται. The Cornua of the uterus. (q. v.)—Rufus of Ephesus.

CERAMICE, *Cerami'tis*, from κερως, 'potter's earth.' A sort of earth used as a cataplasm in peripneumony.—Hippocrates.

CERAMIUM, Amphora—c. Helminthochortus, Corallina Corsicana.

CERAMNIUM, Amphora.

CERAMURIA, see Urine.

CERANTHEMUS, Propolis.

CERAS, κερως, 'genitive,' κερατος, 'horn,' *Cornu*, (q. v.); also, the Cornæ (q. v.) Hence, *Ceratostomia, Ceratocœle*, &c.

CERASION, see Prunus cerasus.

CERAS'MA, from κεραινωμι, 'to mix:' something mixed. A mixture of hot and cold water. *Metaceras'ma*.—Gorræus.

CERASUM, see Prunus cerasus.

CERASUS AVIUM, Prunus avium—c. *Laurocerasus*, Prunus laurocerasus—c. *Padus*, Prunus Padus—c. *Racemosus sylvestris*, Prunus padus—c. *Serotina*, Prunus Virginiana—c. *Virginiana*, Prunus Virginiana.

CÉRAT BLANC ou DE GALIEN, *Ceratum Galeni*—c. *de Blanc de Baleine*, *Ceratum cetacei*—c. *de Goulard*, *Ceratum plumbi*—c. *pour les Lèvres*, *Cerate for the lips*—c. *de plomb composé*, *Ceratum plumbi compositum*—c. *de Savon*, *Ceratum Saponis*—c. *de Suracitate de plomb*, *Ceratum plumbi superacetatis*.

CERATE, *Cera'tum*, from κηρας, Lat. *cera*, 'wax,' *Cerela'um*, *Cero'ma*, *Cero'nium*, *Cero'tum*, *Ceratomalag'ma*, (F.) *Cérat*. A composition of wax, oil, or lard, without other ingredients.

CERATE, *Simple Cerate*, *Cera'tum*, *Cera'tum simplex*, P. L. (F.) *Cérat Simple*. (Yellow wax ζiv, olive oil ζiv.) It is applied as an emollient to excoriations, &c.

CERATE OF CALAMINE, *Cera'tum Calami'næ*, *C. Carbonatis zinci impu'ri*, *C. Zincii Carbonatis*, (Ph. U. S.) *Cera'tum lap'idis Calami'næris*, *Cera'tum epulot'icum*, *Cerate of Carbonate of Zinc*, *Turner's Cerate*, *Healing Salpe*, (F.) *Cérat de Pierre Calaminaire*, *C. de Calamine*, *C. Zincii Carbon. præpar. Cera flavæ*, ãâ lbs. *adipis*, lbij. Melt the wax and lard together, and, on cooling, add the carbonate of zinc and stir till cool.—Ph. U. S.)

CERATE OF CANTHARIDES, *Cera'tum Canthar'idis*, *Blister Ointment*, *Ointment of Spanish Flies*, *Unguentum ad vesicato'ria*, *Unguentum Pul'veris Mel'oëis vesicato'rii*, *Ung. epispasticum fortius*, *Cera'tum Lyttæ*, (F.) *Cérat de Cantharides*, (Spermaceti cerate ζvj, *Cantharides in powder*; ζj. The cerate being softened by heat, stir in the flies.) This cerate of the European Pharmacopœias is used to keep blisters, issues, &c., open. See *Unguentum Lyttæ*. For the cerate of Spanish flies of the U. S. Pharmacopœia, (see *Emplastrum Lyttæ*.)

CERATE, GOULARD'S, *Ceratum Plumbi compositum*.

CERATE, KIRKLAND'S NEUTRAL. (*Diachyl. ζviij, olive oil ζiv, prepared chalk ζiv*: when nearly cool, add *Acet. dest. ζiv, plumb. superacet. ζiij*.) A cooling emollient.

CERATE OR POMATUM FOR THE LIPS, *Cera'tum labia'lè rubrum*, *Pommatum ad labia demulcen'da*.—Ph. P. (F.) *Cérat ou pommade pour les lèvres*, (Wax 9 parts; oil 16 parts;—coloured with alkanet.)

CERATE, LEAD, COMPOUND, *Ceratum plumbi compositum*.

CERATE, MARSHALL'S. (*Palm oil ζvi, calomel ζj, sugar of lead ζss, ointment of nitrate of mercury ζij*.)

CERATE, RESIN, COMPOUND, *Ceratum Resinæ compositum*—c. Savine, *Ceratum sabinæ*—c. Soap, *Ceratum saponis*—c. Spermaceti, *Ceratum cetacei*—c. of Superacetate or sugar of lead, *Ceratum plumbi superacetatis*—c. Turner's, *Cerate of calamine*—c. of Carbonate of zinc, *Cerate of calamine*.

CERATECTOMIA, from κηρας, 'the cornea,' and εκτομος, 'cut out.' An incision through the cornea. See *Ceratotomy*.

CERATIA, *Ceratonium siliqua*.

CERATIASIS; from κηρας, 'horn.' A morbid condition characterized by corneous growths.

CERATION, *Siliqua*.

CERATITIS, from κηρας, 'the cornea,' and itis, 'inflammation.' Inflammation of the cornea, *Cerati'tis*, *Ceratod'e'itis*, *Ceratomeningi'tis*, *Cornei'tis*, *Inflammati'o cor'nææ*.

CERATIUM, *Ceratonium siliqua*.

CER'ATO, in composition, in the names of muscles, is used for the cornua of, the os hyoides;—as *Cerato-glossus*.

CERATOCELE, *Aquila*, *Uva'tio*, *Prominen'tia Cor'nææ*, *Hernia Cor'nææ*, *Ceratodoe'le*, from κηρας, 'horn,' and κληη, 'tumour.' A protrusion of the transparent cornea, or rather of

the membrane of the aqueous humour through an opening in the cornea.

CERATODEITIS, *Ceratitis*.

CERATODOCELE, *Ceratocele*.

CERATODEONYXIS, *Ceratonyxis*.

CERATODES MEMBRANA, *Cornea*.

CERATOGLOSSUS, *Keratoglossus*, from κηρας, 'horn,' and γλωσσα, 'the tongue.' A muscle, extending from the great cornu of the os hyoides to the base of the tongue. It is a part of the hyoglossus, (q. v.)

CERATOIDES, *Cornea*.

CERATOLEUCOMA, *Leucoma*.

CERATO'MA, *Cerato'sis*, from κηρας, 'horn.' A horny growth, or horny formation.

CERATO-MALAGMA, *Cerate*.

CERATO-MENINGITIS, *Ceratitis*.

CERATO-MENINX, *Cornea*.

CERATONIA SILIQUA. The *Carob Tree*, *Cera'tium*, *Cera'tia*, *Sil'iqua dulcis*, *Cavo'ba Alnabati*, the *Sweetpod*, (F.) *Caroubier* (*Fruit*, *Carouge*.) This—the fruit of the *Ceratonia siliqua*—is mucilaginous, and employed in decoction, where mucilages are indicated.

CERATONYXIS, *Keratonyx'is*, *Ceratod'e'nyx'is*, from κηρας, 'the cornea,' and νυξ, 'I puncture.' An operation by which the crystalline is depressed by means of a needle introduced into the eye through the cornea. Some divide the crystalline into fragments with the needle, and leave them to the action of the absorbents. The operation is as old as the 17th century.

CERATO-PHARYNGEUS, *Ker'ato-Pharynge'us*, from κηρας, 'horn,' and φαρυγξ, 'the pharynx.' The great and small *Cer'ato-pharyng'e'i* are small fleshy bundles, forming part of the *Hypopharyng'eus* of Winslow.

CERATOPLASTICÆ, from κηρας, 'the cornea,' and πλαστικός, 'forming, formative.' The operation for the formation of an artificial cornea. It has not been practised on man.

CERATORRHEX'IS, *Kruptu'ra cor'nææ*, from κηρας, 'the cornea,' and ρηξις, 'rupture.' Rupture of the cornea.

CERATOSIS, *Ceratoma*.

CERATO-STAPHYLINUS, *Ker'ato-staphylinus*, from κηρας, 'horn,' and σταφυλή, 'the uvula.' Some fleshy fibres of the *Thyro-Si'aphylinus* of Winslow.

CERATOTOMIA, *Ceratetom'ia*, from κηρας, 'cornea,' and τεμνειν, 'to cut.' Section of the transparent cornea. This incision is used in the operation for cataract, to give exit to pus effused in the eye, in case of hypopyon, &c.

CERATOTOMUS, *Keratot'omus*, *Kerat'omus*, from κηρας, 'cornea,' and τεμνειν, 'to cut.' A name given by Wenzel to his knife for dividing the transparent cornea, in the operation for cataract. Many modifications of the instrument have been made since Wenzel's time. See *Knife*, cataract.

CERATUM, *Cerate*—c. *Album*, *Ceratum cetacei*; *Ceratum Galeni*—c. de *Althæa*, *Unguentum de Althæa*—c. *Calaminæ*, *Cerate of Calamine*—c. *Cantharidis*, *Cerate of Cantharides*, *Emplastrum Lyttæ*—c. de *Cerussa*, *Unguentum plumbi subcarbonatis*.

CERATUM CETA'OEI, *Cera'tum spermaceti*, *Ceratum album*, *Cera'tum simplex*, *C. Ceti*, *Unguentum adipoc'e'ra cetorum*, *Liximentum album*, *Emplas'trum Sperm'atis Ceti*, *Spermaceti Cerate*, (F.) *Cérat de blanc de baleine*.

(Spermaceti ℥j, white wax ℥ij; olive oil ℥vi. Ph. U. S.) A good emollient to ulcers, &c.

CERATUM CETI, Ceratum cetacei—c. Cicutæ, Ceratum conii—c. Citrinum, Ceratum resinæ.

CERATUM CONII, Ceratum Cicutæ. (Unguentum ℥j, cetacei ℥ij, cera albæ ℥ij.) A formula in Bartholomew's Hospital: occasionally applied to cancerous, scrofulous sores, &c.

CERATUM EPULOTICUM, Cerate of calamine.

CERATUM GALENI, Ceratum album, C. refrigerans Galeni, Unguentum ceratum, U. amygdalinum, U. simplex, Emplastrum ad fonticulos, Oleo-ceratum aquæ subactum, Cold Cream, (F.) Cérat blanc ou de GALIEN. (White wax 4 parts; oil of sweet almonds 16 parts; add, when melted, water or rose water 12 parts. Ph. P.) A mild application to chaps, &c.

CERATUM LABIALE RUBRUM, Cerate for the lips—c. Lapidis calaminaris, Cerate of calamine—c. Lithargyri acetati compositum, Ceratum plumbi compositum—c. Lyttæ, Cerate of cantharides—c. Mercuriale, Unguentum hydrargyri—c. Picatum, Pisseleum.

CERATUM PLUMBI COMPOSITUM, Ceratum Lithargyri Acetati Compositum, Goulard's Ointment, Ceratum subacetatis plumbi medicatum, C. Plumbi Subacetatis (Ph. U. S.), Ceratum Sacurini, Compound Lead Cerate, Goulard's Cerate, (F.) Cérat de Goulard, C. de Plomb composé. (Liq. plumb. subacet. ℥iiss, cera flavæ, ℥iv, ol. oliv. ℥ix, camphoræ ℥ss. Ph. U. S.) Its virtues are the same as the next.

CERATUM PLUMBI SUPERACETATIS, Unguentum Cerusæ Acetate, Cerate of Superacetate or Sugar of Lead, Ceratum Plumbi Acetatis, Unguentum Acetatis Plumbi, (F.) Cérat de suracétate de Plomb. (Acetate of lead ℥ij, white wax ℥ij, olive oil ℥ss.) Cooling and astringent.

CERATUM REFRIGERANS GALIENI, Ceratum Galeni.

CERATUM RESINÆ, C. Resinæ flavæ, C. citrinum, Unguentum basilicon flavum, Ung. Resinæ flavæ, Ung. Resinæ sum, Resin Cerate or Ointment, Yellow Basilicon, Basilicon Ointment. (Resin. flav., ℥v. Cera flav., ℥ij, Adipis ℥viii, Ph. U. S.) A stimulating application to old ulcers, &c. Digestive.

DR. SMELLOME'S Ointment for the Eyes consists of finely powdered verdigris ℥ss, rubbed with oil, and theo mixed with an ounce of ceratum resinæ.

CERATUM RESINÆ COMPOSITUM, Compound Resin Cerate, (Resin., Sevi, Cera flavæ, aa ℥j; Terebinth., ℥ss. Ol. Lini, Oss.) Melt together, strain through linen, and stir till cool. Ph. U. S.)

CERATUM SABIINÆ, Unguentum Sabinae, Savine Cerate (F.) Cérat de Sabine. (Savine in powder, ℥ij. Resin Cerate lbj. Ph. U. S.) Irritative, 'drawing.' Used in the same cases as the cerate of cantharides.

CERATUM SAPONIS, Soap Cerate, (F.) Cérat de Savon (Liq. Plumb. subacetat., Oij, Sapon., ℥vj; Cera albæ, ℥x; Ol. olivæ, Oj.) Boil the solution of subacetate of lead with the soap over a slow fire to the consistence of honey, then transfer to a water bath, and evaporate until all the moisture is dissipated; lastly, add the wax, previously melted with the oil, and mix.—Ph. U. S.) It is applied in cases of sprains or fractures.

CERATUM SATURNI, Ceratum Plumbi com-

positum—c. Simplex, Ceratum cetacei, Cerate simple—c. Spermaceti, Ceratum cetacei—c. Subacetati plumbi medicatum, Ceratum plumbi compositum—c. Tetrapharmacum, Pisselæum—c. Carbonatis zinci impuri, Cerate of calamine.

CERAU'NION, from κεραυνος, 'thunder,' a thunderbolt.' *Lapis fulmineus*. A kind of stone, which was believed to be formed during thunder; and to be possessed of the power of inducing sleep, and numerous other prophylactic virtues. It was rubbed on the knee, breast, &c. in swellings of those parts.

CERBERUS TRICEPS, Pulvis cornachini.

CERCA'RIA. A genus of agastric, infusory animalcules, one of the most curious of which inhabits the tartar of the teeth. The spermatozoa are presumed by some to belong to this genus.

CERCHNASMUS, Cerchnus.

CERCHNOMA, Cerchnus.

CERCHNUS, *Cerchnos'mus*, *Cerchnum*, *Cerchno'ma*, from κερχνα, 'I render hoarse.' A rough voice produced by hoarseness. See Rattle.

CER'CIS, κερκικ. A sort of pestle for reducing substances to powder. Also, the radius or small bone of the arm. See Pilum, and Radius.

CERCLE, Circulus—c. de la Chorôde, Ciliary ligament—c. Ciliare, Ciliary ligament.

CERCO'SIS, from κερκος, 'a tail.' *Men'tula mulie'bris*; the *Clit'oris*. Some authors have employed the word synonymously with nymphomania and elongation of the clitoris; and with *Polyppus Uteri*, the *Sarco'ma Cerco'sis* of Sauvages.

CERCOSIS EXTERNA, Clitorism.

CERA, Cerumen.

CEREA'LIA, from CERES, 'goddess of corn.' (F.) *Céréales* (*Plantes*.) The cerealia are gramineous plants, the seed of which serve for the nourishment of man:—as wheat, barley, rye, &c. At times, the same term is applied to some of the leguminous plants.

CEREBARIA, Carebaria.

CEREBEL'LA URI'NA. Urine of a whitish appearance, of the colour of the brain, from which Paracelsus thought he could distinguish diseases of that organ.

CEREBELLITIS, badly formed from *cerebellum*, and *itis*, denoting inflammation. *Parentecephal'itis*, *Inflamma'tio cerebel'li*. Inflammation of the cerebellum: a variety of phrenitis or encephalitis.

CEREBEL'LOUS, *Cerebello'sus*, from *cerebellum*, 'the little brain.' (F.) *Cérébelleux*. Chaussieur has given this epithet to the vessels of the cerebellum. These are three in number; two of which are inferior: the larger, *inferior cerebelli*, which arises from the posterior cerebral or vertebral; and the smaller, whose existence is not constant, from the meso-cephalic or basiliary:—the third, called, *A. cérébelleuse supérieure* (*superior cerebelli*), is also a branch of the basiliary.

CEREBEL'LOUS AP'OPLEXY, *Apoplex'ia cerebello'sa*: apoplexy of the cerebellum.

CEREBEL'LUM, diminutive of *Cerebrum*; *C. parvum*, *Appendix ad cerebrum*, *Cerebrum posterius*, *Enera'nion*, *Enera'nis*, *Epenera'nis*, *Parenteceph'alis*, *Parenteceph'alus*, *Encephalium*, *Enceph'alus opis'thius*, *Micrencephalium*, *Micrenceph'alum*, *Little brain*, (F.) *Cervelet*. A

portion of the medullary mass, contained in the cavity of the cranium. It fills the lower occipital fossæ below the tentorium, and embraces the tuber annulare and medulla. It is composed, like the brain, of vesicular and medullary substance, arranged in laminae, as it were; so that, when a section is made of it, it has an arborescent appearance, called *Arbor vitæ*. The cerebellum is divided into two lobes or hemispheres or lateral masses, and each lobe is again subdivided into *Monticuli* or *Lobules*. In the cerebellum are to be observed the *Crura cerebelli*, the *fourth ventricle*, the *valvula magna cerebri*, the *processus vermiculares*, superior and inferior, &c.

CEREBRAL, *Cerebra'lis*, (F.) *Cérébral*, from *cerebrum*, 'the brain.' Belonging to the brain, and similar to brain.

CEREBRAL APOPHYSIS, Pineal gland.

CEREBRAL ARTERIES are three on each side:—the *anterior* or *artery of the corpus callosum*, and the *middle*, *arteria Sylviana*, are furnished by the internal carotid:—the *posterior* or *posterior and inferior artery of the brain*, *A. profunda cerebri*, arises from the vertebral. Chaussier calls these arteries *lobaires*, because they correspond with the anterior, middle, and posterior lobes, whilst he calls the trunks, whence they originate, *cerebral*.

CEREBRAL NERVES are those which arise within the cranium, all of which, perhaps, with the exception of the olfactory, originate from the medulla oblongata. See *Nerves*.

In *Pathology*, an affection is called *cerebral*, which specially occupies the brain. *Fièvre cérébrale*, *Cerebral fever*, is a variety in which the head is much affected.

CEREBRIFORM, Encephaloid.

CEREBRO-MALACIA, Mollities cerebri.

CEREBRO-SPINAL, Cephalo-spinal—c. Axis, see *Encephalon*.

CEREBRO-SPINANTS, Narcotics.

CEREBRUM or **CEREBRUM**. The brain. (F.) *Cerveau*, *Cervelle*. This term is sometimes applied to the whole of the contents of the cranium: at others to the upper portion;—the posterior and inferior being called cerebellum. The *brain*, properly so called, extends from the os frontis to the superior occipital fossæ. Anteriorly, it rests on the orbital vaults: behind this, on the middle fossæ of the base of the cranium; and, posteriorly, on the *tentorium cerebelli super-extendum*. The upper surface is divided by a deep median cleft (*Scissura interlobaire*,—Ch.) into two halves, called *hemispheres*, which are united at the base by the *corpus callosum*. At its surface are numerous *convolutions*. The inferior surface exhibits, from before to behind, three lobes, distinguished into *anterior*, *middle*, and *posterior*. The middle is separated from the anterior by the *fissure of SYLVIVS*; and from the posterior, by a shallow furrow which corresponds to the upper portion of the *pars petrosa*. Internally, the brain has, on the median line, the *corpus callosum*, *septum lucidum*, *forix*, *pineal gland*, and *third ventricle*:—and laterally, the *lateral ventricles*, in which are the *corpora striata*, *optici thalami*, &c. It is contained in a triple envelope, (see *Meninges*.) Its texture is pulpy, and varies according to age. Two substances may be distinguished in it—the *white*, *medullary* or *fibrous*—*medulla cerebri*, and the *cortical*,

cineritious, *vesicular*, or *gray*. The former is white; and occupies all the interior and base of the brain. The latter is grayish and softer. It is situate particularly at the surface of the organ.

The brain receives several arterial vessels, furnished by the internal carotid and vertebral. Its veins end in the sinuses. It is the material organ of the mental and moral manifestations. According to Gall, each part is the special seat of one of those faculties, and the brain and cerebellum, inclusive, are called by him "the nervous system of the mental faculties." The following table, from Haller and Cuvier, exhibits the proportion between the mass of the brain and that of the body in man and in animals.

A child of six years (HALLER)	}	1-22
lb. 2, oz. 3 1-2		
Adult (HALLER)	}	1-35
(From lb. 2, 3 oz. to lb. 3, 3 3-4 oz.		

SOEMMERING.)

Gibbon (<i>Simia</i>)	1-48
Sapajou	from 1-41 to 1-22
Ape	from 1-48 to 1-24
Baboon	from 1-104 to 1-86
Lemur	from 1-84 to 1-61
Bat (<i>Vespertilio Noctula</i>)	1-96
Mole	1-36
Bear	1-205
Hedgehog	1-168
Fox	1-205
Wolf	1-230
Beaver	1-230
Hare	1-228
Rabbit	1-140 to 1-152
Rat	1-76
Mouse	1-43
Wild Boar	1-672
Domestic, do	1-512 to 1-412
Elephant (7 to lb. 10)	1-500
Stag	1-280
Roebuck (young)	1-94
Sheep	1-351 to 1-192
Ox	1-750 to 1-860
Calf	1-219
Horse	1-700 to 1-400
Ass	1-154
Dolphin	1-25, 1-36, 1-60, 1-102
Eagle	1-260
Goose	1-360
Cock	1-25
Canary-bird	1-14
Humming-bird	1-11
Turtle	1-5688
Tortoise	1-2240
Frog	1-172
Shark	1-2406
Pike	1-1305
Carp	1-560

The substance of the nervous system has been analyzed by Vauquelin, and found to contain water 80.00; white fatty matter 4.53; red fatty matter, called *cerebrine*, 0.70; osmazome, 1.12; albumen, 7.00; phosphorus, 1.50; sulphur, acid phosphates of potassa, lime, and magnesia, 5.15.

CEREBRUM ABDOMINALE, Solar plexus—c. Elongatum, Medulla oblongata—c. Parvum, Cerebellum—c. Posterius, Cerebellum.

CEREFOLIUM, Scandix cerefolium—c. Hispanicum, Chærophyllum odoratum—c. Sylvestre, Chærophyllum sylvestre.

CERELÆUM, Cerate.

CEREOLUS, *Bougie*.

CERERISIA, *Cerevisia*.

CEREUM MEDICATUM, *Bougie*.

CEREUS, *Bougie*.

CEREVISIA, quasi *Cererisia*, *Cervisia*, *Celia*, *Zythus*, *Zythum*, *Liquor Cerevis*, *Vinum hordeaceum*, *Bira*, *Bryton*, *βυρον*, *Barley wine*, from *Ceres*, 'corn'; whence it is made.

Ale (*Alla*), *Beer*, *Porter*, (F.) *Bière*, *Cerveoise*. These fluids are drunk by the inhabitants of many countries, habitually, and in Great Britain more than in others. They are nourishing, but not very easy of digestion. The old dispensaries contain numerous medicated ales, which are no longer in use.

CERFEUIL, *Scandix cerefolium*—*c. Musqué*, *Chærophyllum odoratum*—*c. Sauvage*, *Chærophyllum sylvestre*.

CERION, *Favus*, *Porrigio favosa*.

CERISIER, *Prunus cerasus*—*c. à Grappes*, *Prunus padus*—*c. de Virginie*, *Prunus Virginiana*.

CERNIN, SAINT, WATERS OF. St. C. is a parish in the diocese of St. Flour, Upper Auvergne, France. The water is a chalybeate. It is called *Eau du Cambon*.

CERNOS, *Capistrum*.

CEROËNE, *Cerou'ne*, or *Cirou'ne*, *Ceroënum*, from *κηρός*, 'wax,' and *οίνος*, 'wine.' A plaster composed of yellow wax, mutton suet, pitch, Burgundy pitch, Bole Armeniae, Thus and wine. It was used as a strengthening plaster. Sometimes, it contained neither wax nor wine.

CEROMA, Cerate.

CEROMANTI'A, from *κηρός*, 'wax,' and *μαντεία*, 'divination.' The art of foretelling the future, from the figures which melted wax assumes, when suffered to drop on the surface of water.

CERONIUM, Cerate.

CEROPIS'SUS, from *κηρός*, 'wax,' and *πίσσα*, 'pitch.' A depilatory plaster, composed of pitch and wax.

CEROS, Cera.

CEROSTROSIS, *Hystriçiasis*.

CEROTUM, Cerate.

CEROXYLON, see *Cera flava et alba*.

CERUA, *Ricinis communis*.

CERUMEN, from *cera*, 'wax.' *Cerumen Aurium*, *Cera*, *Aurium Sordes*, *Sordic'ulæ aurium*, *Marmora'ta Aurium*, *Cypselé*, *Cerumineous Humor*, *Cypselis*, *Fu'gile*, (F.) *Cire des Oreilles*. A name given to the unctuous humour, similar to wax in its physical properties, which is met with in the *meatus auditorius externus*. It is secreted by follicles, situate beneath the membrane lining the meatus. It lubricates the meatus, preserves the suppleness of the lining membrane, prevents the introduction of bodies floating in the atmosphere, and by its bitterness and unctuousness prevents insects from penetrating.

CERUMINOUS, *Cerumino'sus*, (F.) *Cérumineux*. Relating to cerumen.

CERUMINOUS GLANDS, *Cerumineous Follicles*, (F.) *Glandes cérumineuses* ou *Folliculés cérumineuses*. Glands or follicles, which secrete the cerumen.

CERUSSA ACETATA, *Plumbi superacetat*—*c. Alba Hispanica*, *Plumbi subcarbonas*—*c. Alba Norica*, *Plumbi subcarbonas*—*c. Psymmi-*

tron, *Plumbi subcarbonas*—*c. Serpentaria*, see *Arum maculatum*.

CERUSSE, *Plumbi subcarbonas*.

CERUSSEA URINA. Terms used by Paracelsus for the urine, when of a colour like cerusse.

CERVARIA ALBA, *Laserpitium latifolium*.

CERVEAU, *Cerebrum*.

CERVELET, *Cerebellum*.

CERVELLE, *Cerebrum*.

CERVI ELAPHI CORNU, *Cornu cervi*, see *Cervus*.

CERVICAL, *Cervicalis*, from *cervix*, 'the back of the neck.' *Trache'lian*. Every thing which concerns the neck, especially the back part.

CERVICAL ARTERIES are three in number: 1. The *ascending*, *anterior*, or *superficial*, a branch of the inferior thyroid, distributed to the scaleni muscles and integuments. 2. The *transverse* (*Cervico-scapulaire*—(Ch.) a branch of the axillary artery, or of the subclavian: distributed to the *levator scapulae*, *trapezius*, &c. 3. The *posterior* or *profound*, *A. transversa'lis colli* *Trachélo-cervicale*—(Ch.) a branch of the subclavian, distributed to the deep-seated muscles on the anterior and posterior parts of the neck. See, also, *Princeps Cervicis* (arteria.)

CERVICAL GANGLIONS. The three ganglions of the great sympathetic. The *cervical glands* or lymphatic glands of the neck are, also, so called.

CERVICAL LIG'AMENTS. These are two in number. 1. The *anterior*, extending from the basilar process of the occipital bone to the anterior part of the first cervical vertebra. 2. The *posterior* or *supraspinous*, *Ligamentum Nu'chæ*, which extends from the outer occipital protuberance to the spinous process of the seventh cervical vertebra. In animals with large heads it is very strong.

CERVICAL NERVES are eight in number, on each side; and form the *eight cervical pairs*, which are the first given off from the spinal marrow.

CERVICAL PLEXUS, *Plexus Trachélo-souscutané* (Ch.) The nervous network, formed by the anterior branches of the first three cervical nerves, above the posterior scalenus muscle, and at the outer side of the pneumogastric nerve, carotid artery, and jugular vein.

CERVICAL REGION, ANTERIOR, *DEEP*, *Pre-vertebral region*. The region of the neck, occupied by three pairs of muscles placed immediately in front of the cervical and three superior dorsal vertebræ—viz.: the *rectus capitis anticus major*, the *rectus capitis anticus minor*, and *longus colli*;—hence termed *prevertebral muscles*.

CERVICAL VEINS have nearly the same distribution as the arteries.

CERVICAL VER'TEBRÆ. The first seven vertebræ of the spine.

CERVICALIS DESCENDENS, see *Sacro-lumbalis*.

CERVICARIA, *Campanula trachelium*.

CERVICO-DORSO-SCAPULAIRE, *Rhomboideus*—*c. Dorsco-costal*, *Serratus posticus superior*—*c. Dorsco-mastoidien et dorso-trachélien*, *Splenius*—*c. Mastoidien*, *Splenius*.

CERVISIA, *Cerevisia*.

CERVISPINA, *Rhamnus*.

CERVIX, *Collum*, (q. v.) The neck. A neck.

CERVIX OBSTIPA, Torticollis—c. Uteri, Col-
lum uteri.

CERVOISE; Cerevisia.

CERVUS, *Cerva*. The horn of the *Cervus*
Elaphus, called *Cornu*, *Cervi Elaphi Cornu*,
Cornu Cervinum, *Hartshorn*, (F.) *Corne de*
cerf, contains 27 parts of gelatin in the 100. A
jelly made from the shavings is emollient and
nutritive.

The *Stag's Pizzle*, *Pria'pus Cervi*, was once
considered to be aphrodisiac. Dose, ℥j to ʒj
in powder.

CERVUS AL'CES. The *Elk*, (F.) *Elan*. The
hoof of this animal was anciently used as an
anti-epileptic. The animal, it was asserted,
was subject to attacks of epilepsy, and always
cured them by putting its hoof into the ear.
The hoof was also worn as an amulet.

Cornu Ustum, *Burnt Hartshorn*, has been
used as an antacid, but it consists of 57 parts of
phosphate, and only one of carbonate of lime. It
is, therefore, not of much use.

CÉSARIENNE OPÉRATION, Cæsarean
section.

CESSATIO MENSUUM, Amenorrhœa.

CESTRITES. A wine prepared from be-
tony; (κετόν, 'betony.')

CESTRON, *Betonica officinalis*.

CETA'CEUM, from κητος, 'a whale.' *Album*
Ceti, *Adipocera ceto'sa*, *Spermaceti*, (F.) *Blanc*
de Baleine, *Cétine*, *Adipocire de Baleine*. An
inodorous, insipid, white, crystallized, friable,
unctuous substance, obtained from the brain of
the *Physeter Macrocephalus* or *Spermaceti*
Whale, and other varieties of whale. S. g.
.9433: melts at 112°. It is demulcent and
emollient, and has been given in coughs and
dysentery, but is mostly used in ointments.
Dose, ʒss to ʒiiss rubbed up with sugar or egg.

CETERACH OFFICINARUM, *Asplenium*
ceterach.

CÉTINE, *Cetaceum*.

CESTRARIA ISLANDICA, *Lichen islandi-*
cus.

CETRARIN, see *Lichen islandicus*.

CEVADILLA HISPANORUM, *Veratrum*
sabadilla.

CEVADILLE, *Veratrum sabadilla*.

CHAA, *Thea*.

CHÆREFOLIUM, *Scandix cerefolium*.

CHÆROPHYL'LUM, from χαίρω, 'I re-
joice,' and φύλλον, 'a leaf.'

CHÆROPHYL'LUM ODORAT'UM, *Scandix Odo-*
rata, *Myrrhis Odorata*, *Cerefolium Hispani-*
icum, *Sweet Cic'ely*, (F.) *Cerfeuil musquée* ou
d'Espagne, has the smell of aniseed, and is cul-
tivated on account of its aromatic properties.

CHÆROPHYL'LUM SYLVES'TRĒ, *Cicutaria*,
Chærophyl'ium Temulium, *Cerefolium Sylves-*
trĒ, *Bastard Hemlock*, *Wild Chervil* or *Cow-*
weed, (F.) *Cerfeuil sauvage*, *Persil d'Ane*, is
a slightly fetid aromatic; but is not used.

CHÆROPHYL'LUM TEMULUM, *Chærophyl'ium*
sylvestre.

CHÆTE, *Capillus*.

CHAFING, *Erythema Intertri'go*, *Intertri-*
go, *Paratrim'ma*, *Paratrips'is*, *Diatrim'ma*,
Attri'ta, *Attrit'io*, from échauffer, 'to heat.'
Fret, erosions of the skin. *Attrit'us*, (F.) *Échauft-*
semens, *Écorchures*. The red excoriations which
occur in consequence of the friction of parts, or
between the folds of the skin, especially in fat or
neglected children. Washing with cold water

and dusting with hair powder is the best preven-
tive. When occurring between the nates and in
the region of the perinæum, from long walking,
Intertri'go pod'icis, *Proctal'gia intertrigino'sa*,
it is vulgarly designated by the French *Entre-*
fesson.

CHAIR, *Flesh*.

CHASSE PERCÉE, *Lasanum*.

CHALASIS, *Relaxation*.

CHALASMUS, *Relaxation*.

CHALAS'TICUS, from χαλαω, 'I relax.' A
medicine proper for removing rigidity of the
fibres.—Galen. An emollient or relaxant, (q. v.)

CHAL'AZA, *Chala'zion*, *Chala'zium*, *Cha-*
lazo'sis, *Pory'sis*, *Grando*, *Hail*, (F.) *Grêlle*,
Gravelle. Certain hard, round, transparent tu-
mours, developed in different parts of the body,
more especially in the substance of the eyelids.
Also, the *Cicatricula*, (q. v.)

CHALCANTHUM, *Ferri sulphas*—c. *Al-*
bum, *Zinci sulphas*.

CHALCEDONIUS, *Cornelian*.

CHALCITES, *Colcothar*.

CHALCOIDEUM, (os) *Cuneiform bone*.

CHALCOS, *Cuprum*, *Æreolum*.

CHALEUR, *Heat*—c. *Acere*, see *Acrid*—
Animale, *Animal heat*—c. *des Animaux*, *Heat*.

CHALEURS DU FOIE, *Heat*.

CHALINOPLASTY, *Chalinoplas'ticē*; from
χαλινος, 'frænum,' 'a bridle,' and πλασσω, 'I
form.' The operation for forming a new frænum.

CHALK, *Creta*—c. *Red*, *Rubrica febrilis*—
c. *Stones*, *Calculi*, *arthritic*.

CHALYB'EATE, *Chalybeatus*, *Ferrugin'us*,
Ferrugin'us, *Ferrita'us*, *Martialis*, *Ferrugi-*
nous, *Martial*, (F.) *Ferrugineux*; from chalybs,
'iron or steel.' Of, or belonging to iron, con-
taining iron. Any medicine, into which iron
enters, as *chalybeate mixture*, *pills*, *waters*, &c.
See *Waters*, *Mineral*.

CHALYBIS RUBIGO, *Ferri subcarbonas*.

CHALYBS, from *Chalybes*; a people of Pon-
tus, who dug iron out of the earth; *Acies*, *Steel*.
The *Proto-carburet of iron*, (F.) *Acier*. As a
medicine, steel does not differ from iron.

CHALYBS TARTARIZATUS, *Ferrum tartariza-*
tum.

CHAMA, *Cheme*.

CHAMÆACTE, *Sambucus ebulus*.

CHAMÆBATOS, *Fragaria*.

CHAMÆCEDRIS, *Artemisia santonica*.

CHAMÆCISSUS, *Glecoma hederacea*.

CHAMÆCLEMA, *Glecoma hederacea*.

CHAMÆCYPARISSUS, *Artemisia santonica*.

CHAMÆDROPS, *Teucrium chamædryis*.

CHAMÆDRY'TES. A wine, in which the
Teucrium Chamædryis has been infused.

CHAMÆDRYS, *Teucrium Ch.*, *Veronica*—
c. *Incana maritima*, *Teucrium marum*—c. *Minor*
repens, *Teucrium Ch.*—c. *Palustris*, *Teu-*
crium scordium—c. *Vulgaris*, *Teucrium Ch.*

CHAMÆGEIRON, *Tussilago*.

CHAMÆLEAGNUS, *Myrica gale*.

CHAMÆLAJ'TES. A wine impregnated
with *Chamaelea*, *Daphnē Alpi'na*.

CHAMÆLEA, *Cneorum tricoecum*.

CHAMÆLEON ALBUM, *Carlina acaulis*.

CHAMÆLEUCE, *Tussilago*.

CHAMÆLINUM, *Linum catharticum*.

CHAMÆMELUM, *Anthemis nobilis*—c.
Fetidum, *Anthemis cotula*—c. *Nobile*, *Anthe-*
mis nobilis—c. *Odoratum*, *Anthemis nobilis*—
c. *Vulgare*, *Matricaria chamomilla*.

CHAMÆMORUM, *Teucrium chamæpitys*, *Rubus chamæmorus*.

CHAMÆPEUCE, *Camphorosma Monspe-liaca*.

CHAMÆPITUI NUM VINUM. A wine, in which the leaves of the *Chamæpitys*, *Teu-crium Chamæpitys*, have been infused.

CHAMÆPITYS, *Teucrium chamæpitys*—c. *Anthyllus*, *Teucrium iva*—c. *Moschata*, *Teu-crium iva*.

CHAMÆPLION, *Erysimum*.

CHAMÆRAPHANUM, from *χαμαί*, 'on the ground,' and *ραφανός*, 'the radish.' So Paulus of Ægina calls the upper part of the root of the *Apium*.

CHAMÆROPS SERRATULA, *Saw Pal-metto*. A farina is prepared from the roots of this plant, which is used by the Indians, in Flor-ida, as diet.

CHAMBAR, *Magnesia*.

CHAMBER, *Cam'era*, (F.) *Chambre*. This term is used in speaking of the eye, in which there are two chambers, *Cam'ere oculi*:—an anterior and a posterior; (F.) *Chambre anté-rieure et postérieure*. The anterior is the space between the cornea and the anterior part of the iris:—the posterior, the space between the iris and anterior surface of the crystalline. They are filled with the aqueous humour, and com-municate by the opening in the pupil.

CHAMBERLAIN'S RESTORATIVE PILLS. This nostrum, recommended in scro-fula, and all impurities of the blood, has been analyzed by Dr. Paris, and found to consist of *cinnabar*, *sulphur*, *sulphate of lime*, and a little vegetable matter. Each pill weighs 3 grains.

CHAMBRE, Chamber.

CHAMBRIE, *Cannabis sativa*.

CHAMELEA, *Daphne Alpina*.

CHAMOMILE, DOGS', *Matricaria chamomilla*—c. *Dyers'*, *Anthemis tinctoria*—c. Ger-man, *Matricaria chamomilla*—c. Spanish, *Anthemis pyrethrum*—c. Stinking, *Anthemis cotu-la*—c. Wild, *Anthemis cotula*.

CHAMOMILLA NOSTRAS, *Matricaria chamomilla*—c. *Romana*, *Anthemis nobilis*—c. *Spuria*, *Anthemis cotula*.

CHAMPACA, *Michelia champaca*.

CHAMPIGNON, Fungus—c. *de l'Appareil des Fractures*, *Clavaria*—c. *de Coucher*, see *Agar-ic*—c. *de Malte*, *Gynomorium coccineum*.

CHANCE LAGUA, *Canchalagua*.

CHANCRE, (F.) *Ulcus cancro'sum*, *Ulcus-entum cancro'sum*. A sore, which arises from the direct application of the venereal virus; hence it is almost always seated, in men, on the penis: The French use the word *Chancre*, in popular language, for cancerous ulcers, the malignant aphthæ of children, &c. Formerly, the terms *Caroli* and *Ca'ries pudendo'rum* were used for venereal pustules or sores on the parts of generation.

CHANCREUX, *Chancreux*, (F.) *Cancro'sus*, *Carcano'ses*. Having the nature of chancre, or of cancer.

Bouton Chancreux. A small tumour of a cancerous nature, which makes its appearance on the face—most frequently on the upper lip—*Noli me tangere*.

CHANT DES ARTERES *Sifflement mo-dulé*.

CHANVRE, *Cannabis sativa*—c. *Indien*, *Bangue*.

CHAOMANTIA. The alchymists meant, by this word, the art of predicting the future from observation of the air. The word *Chao* was used by Paracelsus for the air; (*μαρτυα*, 'divination.')

CHAOSDA, Plague.

CHAPERON DE MOINE, *Aconitum na-pellus*.

CHAPPETONADE, (F.) *Vom'itus rabio'sus*. Vomiting accompanied by furious delir-ium, attacking strangers in hot countries.

CHARACTER, *χαρακτηρ*, 'A mark or im-pression.' (F.) *Caractere*. In Pathology it is used synonymously with stamp or appearance. We say, "A disease is of an unfavorable char-acter," "The prevailing epidemic has a bil-ious character," &c. In *Mental Philosophy* it means—that which distinguishes one indi-vidual from another, as regards his understand-ing and passions.

CHARADRIUS. Ælian thus calls a bird, which was reputed to cure jaundice. The word now means the plover.

CHARANTIA, *Momordica elaterium*.

CHARBON, *Anthrax carbo*.

CHARBONNEUX, *Anthraxoid*.

CHARCOAL, *Carbo*—c. *Animal*, *Carbo animalis*.

CHARDON AUX ANES, *Onopordium acanthium*—c. *Bénit*, *Centaurea benedicta*—c. *à Bonnetier*, *Dipsacus fullonum*—c. *Étoilé*, *Centaurea calcitrapa*—c. *à Foulon*, *Dipsacus fullonum*—c. *Hemorrhoidal*, *Cirsium arvense*—c. *Marie*, *Carduus Marianus*—c. *Roland*, *Eryngium campestre*.

CHARLATAN, from Ital. *ciarlarè*, 'to talk much;' *Circulator*, *Circumforaneus*, *Perio-deutes*, *Pseudomedicus*, *Agyrta*, *Anacyrleon*, *A Quark*, an *Empirical Pretender*, an *Emp'ric*. Originally, one who went from place to place to sell any medicine; to which he attributed mar-vellous properties. By extension—any indivi-dual, who endeavors to deceive the public by passing himself off as more skilful than he really is. According to Ménage, the word comes from *circulatanus*, a corruption of *circu-lator*.

CHARLATANRY, *Agyrtia*, *Banar'sia*, the conduct or action of a charlatan. (F.) *Charlatanerie*, *Charlatanisme*, *Quackery*, *Em-piricism*.

CHARLOCK, *Sinapis arvensis*.

CHARM, Lat. *Carmen*, whence comes the Italian, *Ciarma*, (F.) *Charme*, with the same signification: *Cantatio*, *Incantamentum*. Trick. A sort of magic, or superstitious practice, by which it was believed, that individuals might be struck with sickness or death, or be restored to health.

CHARNIÈRE, *Ginglymus*.

CHARNU, *Carneous*.

CHARPIE, *Linteum*—c. *Brute*, see *Linteum*—c. *Rapée*, see *Linteum*.

CHARTA VIRGINEA, *Amnios*.

CHARTRE, *Tabes mesenterica*.

CHAS (F.) *Acùs foramen*. The eye of a needle. Sometimes, this opening is near the point of the instrument, as in the ligature needle.

CHASME, *Yawning*.

CHASPE, *Variola*.

CHASSE (F.) *Manu'brium*. A kind of handle composed of two moveable laminae of

horn, shell, or ivory, united only at the extremity, which holds the blade of the instrument, — as in the common bleeding lancet.

CHASSIE (F.), *Lema, Lippa, Glama, Glamé, Gramia, Lemos'tas*; the gum of the eye. A sebaceous humour, secreted mainly by the follicles of Meibomius, which sometimes glues the eyelids together.

CHASSIEUX (F.) *Lippus*; covered with Chassie—as *Paupières chassieuses*.

CHASTE TREE, Vitex.

CHATAGNÉ, see *Fagus castanea*—*c. d'Eau, Trapa natans*.

CHATAGNIER COMMUN, *Fagus castanea*—*c. Nain, Fagus castanea pumila*.

CHATEAU-LANDON, WATERS OF. A town three leagues from Nemours, in France. The waters contain alum and iron.

CHATEAU-SALINS; a town in the department of La-Meurthe, France. The waters contain carbonate of lime, sulphates of lime and magnesia, and chlorides of magnesium and sodium.

CHATELON, MINERAL WATERS OF. Chateldon is in the department of Puy-de-Dôme, France. The waters contain carbonic acid and iron.

CHATEL-GUYON, MINERAL WATERS OF. A village in France, in the department Puy-de-Dôme, near which there are five thermal and acidulous springs. Temperature, 86° Fahrenheit.

CHATON (F.), 'a husk.' In pathology, it means a *funda* or cavity formed by the irregular or *hour-glass contraction* of the uterus, in which the placenta is often retained or *enchatonné* after the birth of the child. It is detected by passing the fingers along the cord as far as the part which is contracted, when the placenta will not be discoverable.

The treatment consists in relaxing by a large dose of an opiate, then passing the fingers along the cord, and gradually dilating the opening through which it passes, until it permits the hand to go through. The placenta must then be grasped and gently withdrawn.

CHATON, Vaginal process.

CHATONNÉ, CALCUL, (F.) *Calculus incarceratedus, Encysted Calculus, Calcul enkysté*. A urinary calculus, adherent to the inner surface of the bladder, so that it is immovable, and cannot pass to the different parts of that organ. This happens when calculi form in some natural or accidental cavity of the bladder; or when the organ, by ulceration, gives rise to fungi, which surround the calculus; or when it is lodged in the orifice of the ureter or urethra.

CHATONNÉ, PLACENTA, (F.) The placenta when retained as above described. See *Chaton*.

CHATONNEMENT, (F.) *Incarceratio, Chatonnement du placenta, Enkystement*.—Hour-glass contraction of the uterus. See *Chaton*.

CHATUILLEMENT, (F.) This word sometimes means the action of *tickling* or *tittilation* (*Tivillatio*), and, at others, the sensation which gives rise to the action (*Pruritus*.) Itching.

CHÂTRÉ, Castratus.

CHÂTRURE, Castration.

CHAUDEBOURG, MINERAL WATERS

OF. C. is three quarters of a league from Thionville in France. The waters contain iron, sulphate of lime, sulphate of magnesia, and carbonate of lime.

CHAUDEPISSE, Gonorrhœa impura—*c. Cordée, Gonorrhœa cordata*—*c. tombée dans les Bourses, Hernia humoralis*.

CHAUDÉS-AIGUËS, MINERAL WATERS OF. A small town in the department of Cantal, France, where there is a number of saline springs containing carbonic acid, carbonate of soda, and chloride of sodium. Temp. 190° Fahrenheit.

CHAUFFOIR (F.) *Linteum Calefactorium*. According to the *Académie*, a warmed cloth, used either for the purpose of warming a patient, or to apply to a female recently delivered.

CHAUSSE, (F.) *Chausse d'Hippocrate, Manche d'Hippocrate, Manica Hippocratæ, Manica, Hippocrates' Sleeve*. A conical bag, made of flannel, for straining liquids.

CHAUSSE-TRAPPE, *Centaurea calcitrapa. CHAUVETÉ, Calvities*.

CHAUX, Calx—*c. Bichlorure de, Calcis chloridum*—*c. Chlorure de, Calcis chloridum*—*c. Hydrochloratè de, Calcis murias*—*c. Hydrosulfatè de, Calcis sulphuretum*—*c. Muriate de, Calcis murias*—*c. Muriate oxigéné de, Calcis chloridum*—*c. Muriate suroxiéné de, Calcis chloridum*—*c. Ozichlorure de, Calcis chloridum*—*c. Oximuriatè de, Calcis chloridum*—*c. Vive, Calx viva*.

CHECKER-BERRY, *Arbutus uva ursi*.

CHEEK, Gena.

CHEESE, Sax. cere, (L.) *Caseus, Tyros, Pectè*, (F.) *Fromage*. An aliment, prepared from the caseous and oleaginous parts of milk. Fresh cheeses owe their chief medical properties to the immediate principle, essentially cheesy, to which the name *caseum* or *casein* has been applied. Those, which have been recently salted, are digested with comparative facility. The flavour of cheese is owing to an ammoniacal caseate. On the whole, cheese itself is not easy of digestion, although it may stimulate the stomach to greater exertion, and thus aid in the digestion of other substances.

CHEESE RENNÉT, *Galium verum*.

CHEE'SY, *Casearius, Caseus, Tyros, Caséux*, (F.) *Caseux ou Caséux*. Having the nature of cheese.

CHEF, Bandage (tail.)

CHEILITIS, *Chilitis*, from *χειλος*, 'a lip.' Inflammation of the lip. See *Chilon*.

CHEILO-CACE, from *χειλος*, 'a lip,' and *κακος*, 'evil.' *Labrisulcium*. A disease, characterized, it is said, by swelling, induration, and slight redness of the lips without inflammation; reputed, but without any authority, to be common in England and Scotland, amongst children. Also, the thickness of the upper lip of scrofulous children. See *Stomacace*, and *Cancer aquaticus*.

CHEILO-CARCINO-MA, from *χειλος*, 'a lip,' and *καρκινωμα*, 'cancer.' Cancer of the lip.

CHEILOMALACIA, *Cancer aquaticus, Stomacace*.

CHEILON, *Chilon*.

CHEILON-CUS, *Cheilophy'ma*, from *χειλος*, 'lip,' and *ογκος*, 'swelling.' A swelling of the lip.

CHEILOPHYMA, *Cheiloncus*.

CHEILOPLASTICE, *Chiloplastictè*, from

χηλος, 'lip,' and *πλαστικός*, 'forming.' The operation for an artificial lip.

CHEILOS, Lip.

CHEIMA, Cold.

CHEIMETLON, Chilblain.

CHEIMIA, Rigor.

CHEIR, Manus.

CHEIRANTHUS CHEIRI, from *χειρ*, 'the hand,' and *ανθος*, 'flower.' The systematic name of the *Common Yellow Wall Flower*, *Viola lutea*, *Leucocœum luteum*, *Keyri*, *Cheiri*, (F.) *Gerofils* ou *Violier jaune*. The flowers have been esteemed nervine, narcotic, and deobstruent.

CHEIRAP'SIA. The action of rubbing or scratching, from *χειρ*, 'the hand,' and *απτω*, 'I touch.' A troublesome symptom in the itch.

CHEIRIATER, Surgeon.

CHEIRISMA, *Cheiris'mus*. The act of touching:—handling. Any manual operation.

CHEIRIXIS, Surgery.

CHEIRONOM'IA, *Chironom'ia*, from *χειρ*-*νομω*, 'I exercise with the hands.' An exercise, referred to by Hippocrates, which consisted in using the hands, as in our exercise of the dumb-bells.

CHEIROPLETHES, Fasciculus.

CHEIROSI, Subactio.

CHELA, *Chelæ*. This word has several significations. *Chela*, a forked probe used for extracting polypi from the nose. *Chelæ*—chaps, or cracks on the feet, organs of generation, &c. *Chelæ* likewise means claws, especially those of the crab. See *Cancrorum Chelæ*.

CHELE PALPEBRARUM, see *Tarsus*.

CHELAPA, *Convolvulus jalapa*.

CHELE, *Chela*.

CHELIDOINE GRANDE, *Chelidonium majus*—*c. Petite*, *Ranunculus ficaria*.

CHELIDON, *χελιδων*, the hollow at the bend of the arm. *Hirundo*. (q. v.)

CHELIDONIA ROTUNDFOLIA MINOR, *Ranunculus ficaria*.

CHELIDONIUM, *Bryonia alba*.

CHELIDONIUM MAJUS, from *χελιδων*, 'a swallow,' because its flowering coincides with the appearance of the swallow. *Papa'ver Corniculatum*, *P. luteum*, *Common Cel'andine*, *Tetterwort*, (F.) *Chelidoine grande*, *L'Écloire*. Family, *Papaveracæ*. *Sec. Syst.* Polyandria Monogynia. The root and recent plant have been considered aperient and diuretic. Externally, the juice has been employed in some cutaneous diseases.

CHELIDONIUM MINUS, *Ranunculus ficaria*.

CHELIDONIUS LAPIS. A name given to stones, which, it was pretended, existed in the stomach of young swallows. They were formerly believed capable of curing epilepsy.

CHELOID, *Cancroid*,

CHELO'NE, *χελωνη*, 'a tortoise.' An instrument for extending a limb; so called, because in its slow motions, it resembled a tortoise.—*Oribasius*. See *Testudo*.

CHELO'NE GLABRA, *Common Snake head*, *Turtle head*, *Turtle bloom*, *Shellflower*. An indigenous plant, *Sec. Syst.* *Didynamia angiospermia*; blossoming from July to November. The leaves are bitter and tonic; without any aromatic smell, and with very little astringency.

CHELO'NIA MYDAS, *The Green Turtle*. This species of turtle abounds on the coast of Florida. It is the one so prized by the epicure.

CHELO'NION, *Chelo'nium*, from *χελωνη*, 'a tortoise,' from its resembling in shape the shell of that animal. The upper, gibbous part of the back.—*Gorræus*. The scapula.

CHELONOPH'AGI, from *χελωνη*, 'the tortoise,' and *φαγω*, 'I eat.' An ancient name for certain tribes, who dwelt on the coasts of the Red Sea, and who lived only on tortoises.—*Pliny*, *Diodorus* of Sicily.

CHEL'SEA PEN'SIONER. An empirical remedy for rheumatism and gout, sold under this name. (*Gum guaiac*, \mathfrak{z} j, powdered *rhubarb* \mathfrak{z} ij, cream of tartar \mathfrak{z} ij, flowers of sulphur \mathfrak{z} ij, one nutmeg, finely powdered: made into an electuary with a pound of clarified honey.) Dose two spoonfuls.

CHEL'TENHAM, MINERAL WATERS OF. C. is a town in Gloucestershire, England, nine miles from Gloucester, and 94 W. of London. Its water is one of the most celebrated natural purgatives in England. It is a saline, acidulous chalybeate, and is much frequented. Its main constituents are chloride of sodium, sulphate of soda, sulphate of magnesia, carbonic acid and carbonate of iron.

CHEL'TENHAM SALTS. These are sometimes made from the waters; at others, factitiously. The following is a formula. *Sodii chlorid.*, *magnes. sulphat.*, *sodæ sulph.*, \mathfrak{aa} \mathfrak{lj} : dissolve, filter, evaporate to dryness; then add *Ferri sulph.*, \mathfrak{z} ss.

CHEL'TENHAM WATER, ARTIFICIAL, may be made of *Epsom salt*, gr. xij, *iron filings*, gr. j: *Glauber's salt*, \mathfrak{z} iv: water, 4 gallons; impregnated with the gas from *marble powder* and *sulphuric acid*, \mathfrak{aa} \mathfrak{z} ij.

CHELYS, *Thorax*.

CHELYS'CION, from *χελυς*, 'the chest.' A short, dry cough.—*Galen*, *Hippocr. Foësius*.

CHEME, *Chama*, *Che'ramis*. An ancient measure, equivalent to about two teaspoonfuls.

CHEMUTICE, *Chymistry*.

CHEMIA, *Chymistry*.

CHEMIATER, *Chymiatier*.

CHEMIATRIA, *Chymiatria*.

CHEMICO-HISTOLOGY, see *Chymico-histology*.

CHEMICUS, *Chymical*, *Chymist*.

CHEMIST, *Chymist*.

CHEMISTRY, *Chymistry*.

CHEMO'SIS, from *χημη*, 'an aperture,' or from *χυμος*, 'a humour.' A name given to ophthalmia, when the conjunctiva, surrounding the cornea, forms a high ring, making the cornea seem as it were at the bottom of a well. By some, it is used synonymously with *ophthalmia membranarum*. See *Ophthalmia*.

CHEMOTICE, *Chymistry*.

CHEMOTICUS, *Chymical*.

CHENAY, MINERAL WATERS OF. Chenay is a town in France, two leagues from Rheims. The waters are chalybeate.

CHÈNE, *Quercus alba*—*c. Marin*, *Fucus vesiculosus*—*c. Petit*, *Teucrium chamædryes*—*c. Vert*, *Ilex aquifolium*.

CHÈNEVIS, see *Cannabis sativa*.

CHENOBOSCON, *Potentilla anserina*.

CHENOC'OPRUS, from *χην*, 'a goose,' and *κοπρος*, 'dung.' The *dung of the goose* is so designated in some old Pharmacopœias. It was formerly employed as a febrifuge and diuretic.

CHENOPODIUM AMBROSIODES, from *χην*, 'a goose,' and *πους*, 'a foot.' *Botrys Mexicana*, *Chenopodium Mexicanum*, *Botrys Ambrosiodes Mexicana*, *Botrys Americana*, *Artemisia Botrys*, *Mexico Tea*, *Spanish Tea*, (F.) *Anserine*, *Thé du Mexique*, *Ambrosie du Mexique*. The infusion was once drunk as tea. It has been used in paralytic cases; and in the United States is said to be used as an anthelmintic indiscriminately with *Ch. anthelminticum*.

CHENOPODIUM ANTHELMINTICUM, *Chenopodium*, *Botrys anthelmintica*, *Wormseed*, *Worm-goosefoot*, *Wormseed goosefoot*, *Jerusalem Oak of America*, *Goosefoot*, *Stinkweed*, (F.) *Anserine anthelmintique*, *A. vermifuge*. This plant grows plentifully in the United States. The fruit—*Chenopodium*, (Ph. U. S.)—is much used in cases of worms. Dose of the powder, from a tea-spoonful to a table-spoonful or more. The oil, *Oleum Chenopodii*, (Ph. U. S.) from 8 to 10 drops, is more frequently exhibited. It is as much used in America as the *Semen Santonici* with the English.

CHENOPODIUM BONUS HENRICUS, *Chrysolichnum*, *Mercurialis*, *Bonus Henricus*, *Tota bona*, *Lapathum unctuosum*, *Chenopodium*, *Pes anserinus*, *English Mercury*, *Allgood*, *Angular-leaved goosefoot*, (F.) *Anserine Bon Henri*, *Epinard sauvage*. The leaves are emollient, and have been applied to ulcers, &c. It has also been considered refrigerant and ecoprotic.

CHENOPODIUM BOTRYS, *Botrys*, *Botrys vulgaris*, *Ambrosia*, *Artemisia Chenopodium*, *At'riplex odorata*, *At'riplex suaveolens*; the *Jerusalem Oak*, (Eng.) (F.) *Anserine Botrys*, possesses anthelmintic properties, and was once given in diseases of the chest, palsy, &c. It is useless.

CHENOPODIUM FETIDUM, *Chenopodium*, *vulvaria*.

CHENOPODIUM QUINOA, *Quinoa*. A nutritious, wholesome, and agreeable article of food with the Peruvian. The leaves, before the plant attains maturity, are eaten as spinach; but the seeds are most generally used as food; boiled in milk or broth, and sometimes cooked with cheese and Spanish pepper.

CHENOPODIUM VULVARIA, *At'riplex fetida*, *At'riplex olida*, *Vulvaria*, *Garosimum*, *Raphez*, *Chenopodium Fetidum*, *Stinking Orach* or *Goosefoot*, (F.) *Vulvaire*, *Arroche puant*, *Anserine fetide*. The fetid smell has occasioned it to be used as an antispasmodic and nervine.

CHEOPINA, *Chopine*.

CHEQUERBERRY, *Gaultheria*.

CHERAMIS, *Cheme*.

CHERBACHEM, *Veratrum album*.

CHERBAS, *Lettuce*.

CHERMES, *Kermes*.

CHERNIBIUM, *Urina*.

CHERRY, BIRD, *Prunus padus*—c. Tree, red, *Prunus cerasus*—c. Tree, black, *Prunus avium*—c. Tree, wild, *Prunus Virginiana*—c. Water, *Kirschwasser*—c. Wild cluster, *Prunus padus*—c. Winter, *Physalis*.

CHERSÆ, *Fæces*.

CHERVIL, *Scandix cerefolium*—c. Wild, *Charophyllum sylvestre*.

CHESIS, from *χεειν*, 'to go to stool.' A more frequent desire to evacuate the bowels.

CHEST, *Thora*.

CHESTNUT TREE, *Fagus castanea*.

CHEVAUCHEMENT, (F.) *Os'sium superpositio* vel *equitatio*, *Parallaxis*, *Parallaxia*. The riding of one bone over another after fracture, giving rise to shortening of the limb. See Riding of Bones.

CHEVELURE, *Scalp*.

CHEVESTRE, *Cheèvre*, *Capistrum*, from *caput*, 'the head.' A bandage, applied round the head in cases of fracture or luxation of the lower jaw. According to the mode in which it is made, it is called *simple*, *double*, *oblique*, &c.

CHEVEU, *Capillus*.

CHEVILLE-DU PIED, *Malleolus*.

CHÈVRE-FEUILLE, *Lonicera periclymenum*.

CHEZANAN'CE, from *χεειν*, 'I go to stool,' and *αναγκη*, 'necessity.' An ointment composed of honey and alum, and rubbed on the anus to occasion evacuations.—Paulus of Ægina.

CHIA, *Chia terra*, from *Chios*, an island where it was found. A kind of white earth, formerly used for burns.—Galen.

CHI'ACUM COLLYRIUM. A collyrium consisting of several drugs and Chian wine.—Paulus of Ægina.

CHIADUS, *Furunculus*.

CHIASMUS, *Chiasma*, *Chiasm*, from *χιασ*, to form like the letter *χ*. The crucial union of parts,—as the *optic commissure* or *chiasm* of the optic nerves,—*Chiasmus seu Chiasma nervorum opticorum*.

CHIASTER, *Kiaster*.

CHIASTOS. Same etymon. A bandage so called because it resembles the letter *χ*—*Orbisibus*.

CHIBOU, see *Bursera gummifera*.

CHICHA. A drink made in Peru with Indian meal dried in the sun, and fermented with water. Its taste is that of bad cider. It is also made from rice, peas, barley, &c.

CHICKEN-BREADED, see *Lordosis*.

CHICKENPOX, *Varicella*.

CHICKWEED, *Alsinedia*.

CHICORÉE DES JARDINS, *Cichorium endivia*—c. *Sauvage*, *Cichorium intybus*.

CHIENDENT, *Triticum repens*.

CHIGGO, *Chique*.

CHIGGRÈ, *Chique*.

CHIGUE, *Chique*.

CHIL'BLAIN, *Per'nio*, *Bugantia*, *Erythema Per'nio*, *Erythema à Frigorè*, *Chimet'lon*, *Chimet'um*, *Chimon*, *Malce*, from *chill*, 'cold,' and *blain*, 'a pustule.' (F.) *Engelure*. An erythematous inflammation of the feet,—hands, &c., occasioned by cold. It is very common in youth—not so in the adult or in advanced age. It is apt to degenerate into painful, indolent ulcerations, called *Kibes*. Chilblains are prevented by accustoming the parts to exposure; and are treated by stimulant, terbinthinate and balsamic washes, ointments, and liniments.

CHILD-BED STATE, *Parturient state*.

CHILDHOOD, *Infancy*.

CHILDREN'S BANE, *Cicuta maculata*.

CHILI, see *Lima*.

CHILI, MINERAL WATERS OF. The most celebrated mineral springs of Chili, in South America, are those of *Peldehues* and *Cauquenes*. The former are not far from *St. Jago*. They consist of two springs, one ther-

mal, the other cold. The hot spring is clear, inodorous, and contains soda and carbonic acid. The cold spring contains iron and sulphate of soda. Cauques is much resorted to by invalids during the summer. Mineral waters are very common in Chili.

CHILIOGRAMMA, Kilogramme.

CHILIOPHYLLON, *Achillea millefolium*.

CHILITES, Cheilitis.

CHILL, Rigor.

CHILON, *Cheilon*, *Cheilitis*, from $\chi\epsilon\iota\lambda\omicron\varsigma$, 'a lip.' Inflammation of the lips.—Vogel. One who has a thick lip; *Labeo*, *Labes*.

CHIOPLASTICE, Cheioplastice.

CHIMAPHILA, *Pyrola umbellata*.

CHIMETLUM, Chilblain.

CHIMIA, Chymistry.

CHIMIATER, Chymiater.

CHIMIATRIA, Chymiatra.

CHIMIE, Chymistry.

CHIMISTE, Chymist.

CHIMON, Chilblain, Cold.

CHINA. *Cinchona*, *Smilax china*—c. American or West India, *Smilax pseudo-china*—c. Occidental, *Smilax pseudo-china*—c. Root, *Smilax china*—c. *Spuria nodosa*, *Smilax pseudo-china*.

CHINCAPIN, *Fagus castanea pumila*—c. Water, *Nelumbium luteum*.

CHINCHE, Cimex.

CHINCHINA, *Cinchona*.

CHINCHUNCHULLI, *Ionidium marcuccii*.

CHINCOUGH, Pertussis.

CHINESE, MEDICINE OF THE, *Medici'na Sin'ica*. Medicine has been long, but most imperfectly, practised by the Chinese. From their therapeutics we have obtained the old operations of acupuncture and moxibustion.

CHING'S WORM LOZENGES, see Worm Lozenges, Ching's.

CHINICUS ACETAS, Quinine, acetate of—c. Citras, Quinine, citrate of.

CHINII ACETAS, Quinine, acetate of.

CHININI ACETAS, Quinine, acetate of.

CHININUM, Quinine—c. *Arsenicum*, see Quinine, salts of—c. *Sulfuricum*, see Quinine.

CHINIOIDINE, *Chinoïdine*, *Chinoïd'ina*, *Quinoïdine*; from *China*, 'Cinchona.' A substance presumed to be an alkaloid by Sertürner, who separated it from cinchona. It has been supposed to be a mixture of quinia, cinchonina, and a peculiar resinous matter, but according to Liebig it is simply the alkaloid quinia in an amorphous state.

CHINIUM ACETICUM, Quinine, acetate of—c. *Ferrocyanogenatum*, Quinine, *Ferrocyanate* of—c. *Hydrochloricum*, Quinine, *Muriate* of—c. *Muriaticum*, Quinine, *Muriate* of—c. *Nitricum*, Quinine, *Nitrate* of—c. *Phosphoricum*, Quinine, *Phosphate* of—c. *Salitum*, Quinine, *Muriate* of—c. *Sulphuricum*, &c., see Quinine.

CHINNEYWEED, *Lichen roccella*.

CHINQUAPIN, *Fagus castanea pumila*.

CHINWHELK, *Sycosis*.

CHIOCOCCÆ RADIX, *Caincæ radix*.

CHIOLI, *Furunculus*.

CHION, Snow. ♀

CHIQUÉ, (F.) *Puce pénétrente*, *Pulex Penetrans*, *Tick*, *Chiggre*, *Chigoe*, *Chiggo*. A small insect in America and the Antilles, which gets under the epidermis, and excites great irritation.

CHIR, *Cheir*, $\chi\epsilon\iota\rho$, *Manus*.

CHIRAËTA, *Gentiana chirayta*.

CHI'RAGRA, from $\chi\epsilon\iota\rho$, 'hand,' and $\alpha\rho\gamma\alpha$, 'a seizure.' Gout in the hand.

CHIRAPOTHECA, *Arsenal*.

CHIRAPSIA, Friction.

CHIRARTHRI'TIS, from $\chi\epsilon\iota\rho$, 'hand,' $\alpha\rho\theta\rho\sigma$, 'joint,' and *itis*, denoting inflammation. Inflammation of the joints of the hand.

CHIRAYITA, *Gentiana chirayta*.

CHIRAYTA, *Gentiana chirayta*.

CHIRETTA, *Gentiana chirayta*.

CHIRHEUMA, *Chirrhœuma*.

CHIRIATER, Surgeon.

CHIRIATRIA, Surgery.

CHIRIMOYA, *Anona tripetala*.

CHIRISIS, Surgery.

CHIRISMUS, Surgery.

CHIRIXIS, Surgery.

CHIROCYRTO'SIS, from $\chi\epsilon\iota\rho$, 'the hand,' and $\kappa\upsilon\rho\tau\omega\iota\varsigma$, 'crookedness.' Crookedness of the hand.

CHI'ROMANCY, *Chiromanti'a*, *Vaticin'ium chiroman'ticum*, *Palm'istry*, from $\chi\epsilon\iota\rho$, 'the hand,' and $\mu\alpha\upsilon\tau\epsilon\iota\alpha$, 'divination.' (F.) *Chiromancie*. Art of divining by inspection of the hand.

CHIRONAX, Surgeon.

CHIRO'NIA, (from Chiron, $\chi\epsilon\iota\rho\omega\nu$, the Centaur, who is said to have discovered its use.) A genus of plants. *Fam.* Gentianeæ.

CHIRO'NIA ANGULA'RIS, *Americ'ian Centaury*, *Rosepink*, *Wild Suck'ory*, *Bitterbloom*, *Centry*, *Sabbat'ia*, *S. Angula'ris*. Every part of this plant is a pure and strong bitter, which property is communicated alike to alcohol and to water. It is used as a tonic and stomachic.

CHIRO'NIA CENTAU'RIVM, *Centaury'ium minus*, *ulga'rè*, *Centaury'ium parvum*, *Gentia'na centau'rium*, *Centaury'ium minus*, *Erythræ'a Centau'rium*, *Centaury'um*, *Centaury'is*, *Smaller Centaury*, *Lesser Centaury*, (F.) *Centauree petite*. The tops of the lesser Centaury, *Centaury'is Cacum'ina*, are aromatic and tonic, and are sometimes employed as such.

CHIRO'NIA CHILEN'SIS, *Gentia'na Cachenlauen*, *Cachen-liguen*, *Erythræ'a Chilen'sis*, *Gentia'na Peruvia'na*. A very bitter plant, indigenous in Chili. It possesses the virtues of the *Chironææ*. Given in infusion—(℞j, to water Oj.)

CHIRONI'UM, from $\chi\epsilon\iota\rho\omega\nu$, 'bad, malignant.' An ulcer difficult of cure:—of a swollen, hard, and callous nature.—Galen. Some have supposed the word to come from Chiron, the Centaur; who was unable to cure such ulcers.

CHIRONOMIA, *Cheironomia*.

CHIROP'ODIST, (F.) *Pédicure*. One who treats diseases of the hands and feet, or rather whose profession it is to remove corns and bunyons, from $\chi\epsilon\iota\rho$, 'the hand,' and $\pi\omicron\upsilon\varsigma$, 'the foot.'

CHIORRHŒUMA, *Chirrhœuma*.

CHIOSIS, *Subactio*.

CHIROSTROPHO'SIS, from $\chi\epsilon\iota\rho$, 'the hand,' and $\sigma\tau\rho\phi\epsilon\iota\upsilon$, 'to turn.' Distortion of the hand.

CHIROTHER'CA, from $\chi\epsilon\iota\rho$, 'the hand,' and $\theta\eta\kappa\eta$, 'a sheath.' A bandage for the hand; a kind of bandage in which the fingers and hand are enveloped in spiral turns. When the whole hand and fingers are covered, it is called the *double* or *complete Chirotheca*, *Ch. complet'a*, *Vinctu'ra omnibus dig'itis*; and when only a finger is covered, the *half* or *incomplete*, *Ch.*

incomplete, *Vinctura pro uno dig'ito*. See *Gantelat*.

CHIROTIBIA, from *χειρ*, 'the hand,' and *τιβια*, 'I rub.' Friction with the hand. According to others, dexterity in an art.—Hippocrates, Galen.

CHIRRHEUMA, *Chirorrheuma*, *Rheumatis'mus manus*, from *χειρ*, 'the hand,' and *ρευμα*, 'flux.' Rheumatism of the hand.

CHIRURGEON, Surgeon.

CHIRURGIA, Surgery—c. Anaplastica, Morioplastice—c. Curtorum, Morioplastice—c. Infusoria, Infusion of medicines—c. Transfusoria, Transfusion.

CHIRURGICUS, Surgical.

CHIRURGIE, Surgery—c. *Militaire*, Surgery, military.

CHIRURGIEN, Surgeon—c. *Consultant*, Consulting Surgeon—c. *Hernieux*, see *Hernial*.

CHIRURGIQUE, Surgical.

CHIRURGUS, Surgeon.

CHIST. An Arabic word which signifies the sixth part. The sixth part of the *Congius* or gallon.

CHITON, Tunic.

CHITONISCUS, Indusium.

CHIUM VINUM. From *Chios*, the island where it was produced; *Chian wine*, used by the physicians of antiquity in cases of defluxions and ophthalmiæ.—Scribonius Largus.

CHLIAROS, *χλιαρος*, 'tepid.' A name given to slight fevers, in which the heat is not great.—Galen.

CHLIASMA, *χλιασμα*, same etymon. A tepid and moist fomentation.—Hippocrates.

CHLOASMA, *Pityriasis versicolor*, *Ephélide scorbutique*, *Macula hepatica*, *Pannus hepaticus*, *Hepaticzon*, *Phacē*, *Phacea*, *Phacus*, (F.) *Taches hépatiques*, *Chaleurs du foie*, *Liverspot*, from *χλωος*, 'a greenish-yellow colour.' A cutaneous affection, characterized by one or more broad irregular-shaped patches, of a yellow or yellowish-brown colour, and occurring most frequently on the front of the neck, breast, abdomen, groins, &c. The patches do not generally rise above the surface. There is usually some degree of itching.

The causes are not very evident. Sulphur externally—in any and every form—generally removes it speedily. Should there be difficulty, the external use of the remedy in baths or fumigations may succeed.

CHLORA, Chlorine.

CHLORAS KALICUS DEPURATUS, *Potassa murias hyperoxygenatus*.

CHLORASMA, Chlorosis.

CHLORE, Chlorine—c. *Liquide*, see *Chlorine*.

CHLORETUM CALCULÆ, *Calcis chloridum*.

CHLORIASIS, Chlorosis.

CHLORINE, from *χλωος*, 'green.' *Chlorinum*, *Chlora*, *Oxy muriatic Acid Gas*, *Oxygenated Muriatic Acid Gas*, *Dephlogisticated Marine Acid*, *Hal'ogene*, *Mu'rigene*, *Chlorum*, (F.) *Chlore*. So far as we know, this is an elementary substance. It is a greenish, yellow gas, of a strong suffocating smell, and disagreeable taste; incapable of maintaining combustion and respiration, and very soluble in water. One of its characteristics is, that of destroying, almost immediately, all vegetable and animal colours. It is employed in fumigations as a powerful

disinfecting agent. A very dilute solution, *Aqua seu Liqueur chlorini*, (F.) *Chlors liquide*, has been administered internally, in certain cases of diarrhœa and chronic dysentery. Immersion of the hands and arms in it has often removed itch and other cutaneous affections. It has also been inhaled in a dilute state in the early stage of phthisis, but it is of doubtful efficacy, and is better adapted for chronic bronchitis.

CHLOROFORM, *Perchloride of Formyl*, called, also, *Terchloride of Carbon*, and *Chloric ether*, *Ether chloricus*, (F.) *Chlorure de Carbon*, so called on account of the connexion of chlorine with formic acid, is a colourless oleaginous liquid, of a sweetish ethereal odour, hot, aromatic, and peculiar taste, and of the specific gravity 1.480. It may be obtained by distilling from a mixture of chlorinated lime and alcohol,—rectifying the product by re-distillation, first from a great excess of chlorinated lime, and afterwards from strong sulphuric acid. It has been used with advantage in asthma, and in diseases in which a grateful soothing agent is required. Dose, f. ʒss to f. ʒj. diluted with water. It has likewise been prescribed with great success as an anæsthetic agent in spasmodic diseases; and to obtund sensibility in surgical operations and in parturition,—especially in the way of inhalation; but its use requires caution.

CHLOROPHYLLE, *Fecula*, green.

CHLOROSIS, from *χλωος*, 'green,' *Pallidus Morbus*, *Fædus Virginum color*, *Pallidus color virginæus*, *Icterit'ia alba*, *Icterus albus*, *Leucopath'ia*, *Morbus virginæus*, *Morbus Parthen'ius*, *Dyspep'sia chloro'sis*, *Febris amato'ria*, *Cachec'ia virginum*, *Febris virginum*, *Febris alba*, *Anegithym'ia chloro'sis*, *Chloras'ma*, *Chlori'asis*, *Citto'sis*, *Green-sickness*, (F.) *Chlorose*, *Pâles-couleurs*. A disease which affects young females, more particularly those who have not menstruated. It is characterized by a pale, lurid complexion, languor, listlessness, depraved appetite and digestion, palpitation, &c. The disease generally goes off on the occurrence of the menstrual flux; but sometimes it is long before this is established, and at times, the catamenia are in much larger quantity than usual. To this last form M. Trousseau has given the name *chlorose hémorrhagique*.

The blood of chlorosis is generally thin, light-coloured, and deficient in red corpuscles; and the clot is in less proportion to the serum than in health. On auscultation, a bellows' sound has been almost invariably detected over the heart, and a continuous blowing sound in the larger arteries, (especially the carotids and subclavians,) re-enforced by each systole of the ventricle, and resembling the buzzing of a humming-top, the cooing of doves, the whistling of air through a key-hole, &c., (See *Bruit*.) Very similar sounds are heard in the arteries after copious hemorrhage: they seem, therefore, to coincide with enfeebled circulation.

Tonics—as iron—are usually required in the treatment,—the disease most commonly occurring in those in whom there is considerable torpor of the system.

CHLOROSIS ÆTHIOPUM *Chthonophagia*—c. *Amatoria*, *Hectic fever*—c. *Gigantea*, see *Poly-sarcia*.

CHLOROTIC, *Chloroticus*, (F.) *Chlorotique*. Affected with chlorosis, or pertaining

to chlorosis;—as *chlorotic female*, *chlorotic symptoms*, &c.

CHLORUM, Chlorine.

CHLORURE DE CARBON, Chloroform—c. *2^o Or*, Gold, Muriate of.

CHLORURETUM OXIDI CALCHII, Calcis chloridum.

CHOA, Chu.

CHOA'UM EMPLAS'TRUM NIGRUM. A black plaster, mentioned by Celsus, and composed of equal parts of litharge and resin. The litharge was first boiled in oil.

CHOAK, Cynanche trachealis—c. Wolf, Lyncanche.

CHOANA, Pelvis—c. Cerebri, Infundibulum of the brain.

CHOANE, Infundibulum.

CHOANORRHAGIA, Epistaxis.

CHOAVA, Coffea Arabica.

CHOC'OLATE, *Chocola'trum*, *Chocola'ta*, *Succola'ta*, *Succocolla'ta*. Dr. Alston says, that this word is compounded from two East Indian words:—*choco*, 'sound,' and *atle*, 'water,' because of the noise made in its preparation. An alimentary paste prepared from the kernels of the *Theobroma cacao* or *Cacao*, with sugar, and often aromatics. (See *Cacao*.) The chocolate thus simply prepared—as it is met with, indeed, in commerce—is called in France *Chocolat de santé*. It is not very easy of digestion.

The *chocolat à la vanille* contains three ounces of *vanilla* and two of *cinnamon* to twenty pounds of *common chocolate*. The addition of the aromatic renders it somewhat more digestible. Chocolates may likewise be medicated.

CHOCOLATE ROOT, *Geum Virginianum*.

CHOCUS, Chu.

CHŒNICIS, Trepan.

CHŒNION, Cord.

CHŒNOS, Cord.

CHŒRUS, Scrofula.

CHOIROS, Vulva.

CHOKE DAMP, Carbonic acid.

CHOLA, Chole.

CHOLAGO, Cholas.

CHOL'AGOGUE, *Cholago'gus*, *Chole'gos*, *Fellid'ucus*, from *χολη*, 'bile,' and *αγω*, 'I expel.' The ancients gave this name to cathartics, which were reputed to cause the flow of bile.

CHOLANSIS, Cholosis.

CHOLAS, *χολας*, Plur. *χολαδες*. The epigastric region. *Cholo'go*. The intestines.—Homer.

CHOLASMA, Cholosis.

CHOLE, *Cholus*, *Chola*, 'bile,' (q. v.) in composition.—Hence:

CHOLEC'HYSIS, *Cholen'chysis*; from *χολη*, 'bile,' and *εγχευις*, 'effusion.' Effusion of bile.

CHOLECYST, Gall-bladder.

CHOLECYSTEURY'SMA, from *χολη*, 'bile,' *κυστις*, 'bladder,' and *ωρεσμα*, 'dilatation.' Dilatation of the gall-bladder.

CHOLECYSTITIS, *Inflammat'io Vesicæ fellicæ*, *I. cyst'idis fellicæ*, *Cysti'tis fellicæ*, *Hepati'tis Cysticæ*, from *χολη*, 'bile,' and *κυστις*, 'bladder.' (F.) *Inflammation de la Vésicule du Fiel*, *Choléocyste*. Inflammation of the gall-bladder.

CHOLEDOCH, *Choled'ochus*; from *χολη*, 'bile,' and *δοχος*, 'containing or receiving.' The *Ductus choledochus seu hepato-cysticus*, *Ductus communis choledochus*, (F.) *Conduiit ou*

Canal Cholédouque, is the duct formed by the union of the hepatic and cystic ducts, which pours the hepatic and cystic bile into the duodenum.

CHOLEDOCITIS, from *choledochus*, and *itis*; a suffix denoting inflammation. Inflammation of the choledoch duct.

CHOLEDOGRAPHY, *Choledogra'phia*, *Cholegraph'ia*, *Cholograph'ia*, from *χολη*, 'bile,' and *γραφειν*, 'to describe.' A description of what relates to the bile and biliary organs.

CHOLEDOLOGY, *Choledolog'ia*, *Cholelog'ia*, *Chologog'ia*, from *χολη*, 'bile,' and *λογος*, 'a discourse.' A treatise on the bile and biliary organs.

CHOLEGOS, Chologogue.

CHOLEGRAPHIA, Choleography.

CHOLEHEMIA, Icterus.

CHOLEIA, Claudication.

CHOLELITHIA, Cysthepatolithiasis—c. Icterus, Icterus.

CHOLELITHIASIS, Cysthepatolithiasis.

CHOLELITHUS, Calculi, biliary.

CHOLELOGIA, Choleology.

CHOLEMESIA, *Cholem'esis*, from *χολη*, 'bile,' and *μεισις*, 'vomiting.' Vomiting of bile.

CHOLENCHYSIS, Cholecchysis.

CHOLEPYRA, Fever, bilious.

CHOLEPYRETUS, Fever, bilious.

CHOLEPYRRHIN, see Bile.

CHOL'ERA, *Chol'era-morbus*, *Chol'era nostras*, *Cholera vulgaris*, *Sporadic Chol'era*, *Cholerrh'agia*, *Passio choleric'a*, *Felliflua passio*, *Morbus fellifluus*, *Hol'era*, *Bilis flux'io*, (F.) *Chol'era-morbus sporadicus*, *Ch. Europ'ean*, *Trousse-galant*, from *χολη*, 'bile,' and *ερω*, 'I flow.' According to others, from *χολαδες*, 'intestines,' or from *χολισα*, 'the gutter of a house to carry off the rain.' The higher degrees have been called *Centrogangli'itis*, and *Myelogangli'itis*. A disease characterized by anxiety, gripings, spasms in the legs and arms, and by vomiting and purging (generally bilious;) vomiting and purging are, indeed, the essential symptoms. The disease is most common in hot climates,—and in temperate climates, during summer. In India, *Spasmodic chol'era*, *Asiat'ic cholera*, *Malignant ch.*, *Indian cholera*, *Epidemic ch.*, *Pestilential ch.*, *Asphyxia pestilenta*, *Pestilential asphyxia*, *Chol'eric Pestilence*, *Eastern ch.*, *Oriental ch.*, *Cholera orientalis*, *Ch. Indica*, *Ch. Epidemic'a*, *Typhus Bengalensis*, *Chol'ero-typhus*, *Ganglion'itis peripherica et medullaris*, *Hymenogangli'itis*, *Pantogangli'itis*, *Cholerrh'agalymphatica*, *Psorent'ia*; *Typhoid Fever of India*, *Cholera asphyxia*, *Hyperanthrac'is*, *Enteropy'ra Asiat'ica*, *Trisplanchnia*, *Trisplanchni'tis*, *Hæmatoporrh'osis*, *Hæmatorrh'osis*, *Morbus oryzeus*, *Malignant Cholera*, *Convulsive nervous Cholera*, *Rice disease*, (because supposed by Tytler to be caused by damaged rice,) (F.) *Mort de Chien*, is frightful in the rapidity of its progress, the patient sometimes dying in a few hours from the first onset. In temperate climates, common cholera is not usually a disease of much consequence. It requires that the stomach and bowels should be cleared, and afterwards the irritation be allayed by full doses of opium. In the malignant cholera of India, bleeding at the outset, without regard to the

signs of apparent depression, and large doses of calomel, with opiates, form the great reliance of the practitioner.

CHOLERA, ASIATIC. see Cholera—c. Asphyxia, see Cholera—c. Epidemic, see Cholera—c. *Euro-pœan*, see Cholera—c. Indian, see Cholera—c. Indica, see Cholera.

CHOLERA INFAN'TUM, Chol'eric Fever of Infants; Cholera of Infants. A disease so termed by American physicians. It occurs, generally, in the middle states of the Union, in June or July, and continues during the hot weather, hence called the 'summer complaint.' The chief symptoms are vomiting, purging of green or yellow matter, slime or blood, attended with pain or uneasiness; and swelling of the abdomen, with some pyrexia, generally. The heat of the weather seems to be the predisposing, if not the exciting, cause. It is a fatal disease in towns; differing little, if at all, from what is vulgarly called the *Watery Gripes* in England. Clearing, gently, the alimentary canal, so as to remove the offending matter, and then exhibiting chalk mixture and laudanum, with counter-irritants, as sinapisms to the abdomen, is the most satisfactory plan of treatment.

CHOLERA MALIGNANT, see Cholera—c. Morbus, Cholera—c. *Morbus Sporadicus*, see Cholera—c. Nervous, convulsive, see Cholera—c. Nostras, Cholera morbus—c. Oriental, see Cholera—c. Pestilential, see Cholera—c. Spasmodic, see Cholera—c. Sporadic, Cholera—c. *Sec.*, Cholera sicca—c. *Vulgaris*, Cholera morbus.

CHOL'ERA SICCA, (F.) Chol'era sec. Pneumatosis of the digestive passages in which there is a copious discharge of gas upwards and downwards.

CHOLERAPHOBIA, Cholero-mania.

CHOL'ERIC, Chol'ericus. Belonging to cholera morbus or to the bile. The French use the term *Fievre cholérique* for the fever accompanying cholera.

CHOLERIC FEVER OF INFANTS, Cholera infantum.

CHOLERIC TEMPERAMENT is the same as *Bilious Temperament*.

CHOL'ERINE. A diminutive of Cholera. The first stage of epidemic cholera; also, the precursory symptoms of cholera.

CHOLEROMANIA, Chol'erapho'bia, Chol'eropho'bia, from *cholera* and *mania*. A dread of cholera to such an extent that the individual fancies himself affected or threatened by it.

CHOLEROPHOBIA, Cholero-mania.

CHOLEROPHONĒ, from *Cholera*, and *φωνη*, 'voice.' The peculiar voice of one in cholera.

CHOLEROPROSPON, Chol'erop'stis, from *Cholera*, and *προσπονω*, 'countenance.' The facial expression of cholera.

CHOLEROPSIS, Chol'eroproson.

CHOLERO-TYPHUS, Cholera, (spasmodic.)

CHOLERRHAGIA, Cholera.

CHOLERRHŒA LYMPHATICA, Cholera.

CHOLESTEARINOMA, Cholesteatoma.

CHOLESTEATINE, Cholesterin.

CHOLESTEATOMA, from *χολη*, 'bile,' and *steatoma*, (q. v.) An encysted tumour, which presents upon the interior of the cyst several superimposed layers of cholesterin, which glisten like pearl. Hence it was named by Cruveilhier the *laminated naevous fatty tumour*.

CHOL'ESTERIN, Chol'esterine, Choleste-ri'nu, Cholesterina, Cholesteurine, Cholestea-

ri'ne, from *χολη*, 'bile, and *στερεος*, 'solid,' or *στεαυ*, 'suet.' An inodorous, insipid substance, in white, shining scales; fusible and crystallizing, on cooling, in radiated fibres. Soluble in alcohol. It forms the crystalline part of certain biliary calculi. See Adipocire.

CHOLEUMA, Cholosis.

CHOLIA, Cholosis.

CHOLICELE, from *χολη*, 'bile,' and *κηλη*, 'tumour.' A swelling, formed by the bile morbidly accumulated in the gall-bladder.

CHOLICUS, Bilious.

CHOLIUS, Bilious.

CHOLICYSTIECTASIE, Turgescentia vesicæ felleæ.

CHOLICYSTITE, Cholecystitis.

CHolocATARRHOPHE, Cholocatarrho-phe'sis, Cholocatarrhoph'ia; from *χολη*, 'bile,' and *κατααρροφειν*, 'to sup up.' The absorption of bile.

CHOLOGRAPHIA, Choledography.

CHOLOLITHUS, see Calculi, biliary.

CHOLOMA, from *χολος*, 'lame, msimed.'

Distortion of a limb: incapacity of moving it. Also, the act of limping, claudication, (q. v.)

CHOLOPLANIA, Icterus.

CHOLORRHEA, from *χολη*, 'bile,' and *ρεια*, 'I flow.' An abnormal discharge of bile.

CHOLOS, Bile, Chole.

CHOL'ES, Chol'ese, from *χολη*, 'bile.' M. Alibert includes, under this head, every morbid affection of the liver and spleen.

CHOL'ESIS, from *χολος*, 'lame.' *Chol'esie, Cholus'ma, Cholan'sis, Choleu'ma, Chol'ia, Claudication,* (q. v.) Hippocrates employs this word particularly for a lameness of the hand, which renders a person one-handed, *mon-chat*, (F.) Also, Icterus.

CHOLOSIS AMERICANA, Fever, yellow.

CHOLOSTERINE, Cholesterin.

CHOLOTES, Cholosis.

CHOLEZEMIA FEBRILIS, Fever, bilious.

CHONDRTIS, Inflammati'o Cartilag'inis; from *χονδρος*, 'cartilage,' and *itis*, a termination denoting inflammation. Inflammation of cartilage.

CHONDROCLASIS, from *χόνδρος*, 'cartilage,' and *κλασις*, 'fracture.' Fracture of a cartilage.

CHONDRODES, Cartilaginous, Chondroid.

CHONDROGENESIA, Chondrogen'esis; from *χονδρος*, 'a cartilage,' and *γενσις*, 'formation.' Formation of cartilage. A morbid conversion of parts into cartilage.

CHONDROGLOSUS, from χονδρος, 'a cartilage,' and *γλωσσα*, 'the tongue.' A fasciculus of fleshy fibres, passing from the lesser cornu of the os hyoides to the tongue. It forms part of the hyoglossus.

CHONDROGRAPHY, Chondrogr'aphia, from *χονδρος*, 'cartilage,' and *γραφη*, 'description.' A description of cartilages.

CHONDROID, Chondro'id'es, Chondro'id'es, from *χονδρος*, 'cartilage,' and *ειδος*, 'resemblance.' Cartilaginous. Resembling cartilage.

CHONDROLOGY, Chondrolog'ia, from *χονδρος*, 'a cartilage,' and *λογος*, 'a discourse.' A treatise on cartilages.

CHONDROMA, Enchondro'mu, from *χονδρος*, 'cartilage.' A cartilaginous growth proceeding from bones, including spina ventosa, osteo-sarcoma, &c., of many.

CHONDRO-PHARYNGEUS, from χονδρος,

'a cartilage,' and φαρυγξ, 'the pharynx.' Fibres of the muscular coat of the pharynx, which arise from the lesser cornua of the os hyoides, and form part of the *Constrictor medius*. See *Constrictor pharyngis*.

CHONDROSES, from χονδρος, 'cartilage.' A morbid formation or condition of a cartilage.

CHONDROSTERNAL, *Chondrosternalis*, from ονδρος, 'a cartilage,' and sternum, 'the breast bone.' Having relation to the cartilages of the ribs and breast bone,—as the *chondrosternal ligaments*, articulations, &c.

CHONDROSYNDESMUS, from χονδρος, 'a cartilage,' and συνδεσμος, 'a ligament.' Union of bones, by means of fibro-cartilage. *Synchondrosis*.

CHONDROTOMY, *Chondrotomia*, from χονδρος, 'a cartilage,' and τεμνειν, 'to cut.' Dissection of cartilages.

CHONDRO-XIPHOID, *Chondro-Xiphoides*, from χονδρος, 'a cartilage,' and xiphoid, the cartilage so called. Having relation to the xiphoid cartilage, as '*Chondro-xiphoid ligament*.'

CHONDRUS, Cartilage. *The Xiphoid cartilage*, in particular.

CHONDRUS, *Alica*, *Fucus crispus*—*c. Crispus*, *Fucus crispus*—*c. Polymorphus*, *Fucus crispus*.

CHONOS, Infundibulum.

CHOPINE, *Chopinno*, *Chapi'na*. A measure, which contains 16 ounces. A pint measure.

CHORA, χορα, 'region.' Any void space. Also, the orbit of the eye.

CHORD, TESTICULAR, Spermatic chord. CHORDA, *Corda*. A string of an instrument. It has several meanings:—as a tendon,—the intestines (*Chordæ*). Paracelsus calls the genital organs *chordæ*. *Chorda seu Funiculus Tympani*; a branch of the 7th pair of nerves, according to some, but rather of the 5th pair, which passes through the tympanum,—*Nervus Tympanicus*—(Ch.) *Corda du Tambour ou du Tympan*. *Chordæ Willisii*, *Trabeculae Willisii*, the small fibres which cross the sinuses of the dura mater: so called from their first describer, Willis. *Chordæ Tendinæ*; the tendinous and cord-like substances which connect the *columna carnea* of the ventricles of the heart to the valves, &c.

CHORDA, Intestine—*c. Hippocratis*, *Achillis Tendo*.

CHORDÆ, Chordee—*c. Ferrenii*, *Chords*, vocal.

CHORDÆ LONGITUDINALES LANCISII. Two or three longitudinal elevations and lines on the upper surface of the corpus callosum.

CHORDÆ PENIS, Chordee—*c. Tendinæ*, see *Chorda*—*c. Veneris*, *Chordee*—*c. Vocales*, *Chords*, vocal—*c. Willisii*, see *Chorda*.

CHORDAPUS, from χορδη, 'intestine,' and ανησ, 'to tie.' *Intussusceptiva*. Constriction or twisting of the intestines.—Celsus. *The Colica Ileus*. See *Enteritis* and *Ileus*.

CHORDEE', *Cordee*, *Chorda Ven'ris* seu *Penis*, *Phallancyl'osis*, *Phallacamp'sis*, *Chordæ*, *Chorda'ta Gonorrh'ea*. A painful affection of the penis, attending gonorrhœa, and happening chiefly at night. It occurs when the violence of the inflammation is such, that the urethra cannot expand as much as the corpora cavernosa during erection, and consequently the glans seems painfully drawn downwards.

The application of cold water topically and the administration of opium internally, palliate it.

CHORE'A, *Chorea Sancti Viti*, *Ch. Sancti Mad'es'ti*, *Ch. gesticulato'ria*, *Choroma'nia*, *Syn'rionus saltans*, *Tripudia'tio spas'tica*, from χορευω, 'a dance,' sometimes called *Sceloty'r'be*, *Viti Saltus*, *Saltat'io SANCTI VITI*, *Ballis'mus*; *Convuls'io habitua'lis*, *Siph'ita prava*, *Syn'donius Chorea*, *Myatoty'r'be*, *Chor'oma'nia*, *Orchestroma'nia*, *Epileps'ia Saltato'ria*, *Morb'us saltato'rius*, *Hieran'osus*, *M. gesticulato'rius*, *Sceloty'r'be tarantism'us*, *St. Viti's Dance*, because the movements resemble dancing. (F.) *Charée*, *Danse de SAINT-WITT*, *Danse de St. GUY*. The characteristics are:—Irregular and involuntary motions of one or more limbs, and of the face and trunk. It is a disease which usually occurs before puberty; and is generally connected with torpor of the system, and of the digestive system in particular. Its duration is long, but it is usually devoid of danger; although frequently but little under the control of medicine. The spasms do not continue during sleep. The indications of treatment are: to strengthen the general system, and stimulate the intestinal canal. Purgatives, once or twice a week, and chalybeates, with appropriate regimen, will fulfil these.

CHOREA, CHRONIC, see *Tic*—*c. Faciei*, *Tic*—*c. Gesticulatoria*, *Chorea*—*c. Partial*, see *Tic*—*c. Sancti Modesti*, *Chorea*—*c. Sancti Valentini*, *Tarantismus*—*c. Sancti Viti*, *Chorea*.

CHORE'GIA, from χορος, 'a troop of dancers and singers,' and γω, 'I lead.' Hippocrates uses this term for the whole of the apparatus necessary for a physician or surgeon.

CHOREOMANIA, *Chorea*.

CHORIOIDĒTIS, *Chorioide'tis*, *Chorio'id'itis*, *Chorio'id'itis*, from χορ'οειδης, 'the choroid,' and *itis*. Inflammation of the choroid coat of the eye.

CHORIOIDES, Choroid.

CHORIOIDEA, Choroid.

CHORIOIDES, Choroid.

CHORION, χοριον, 'skin,' from χορειν, 'to contain, include.' *Camisia Fetus*, the chemise or shirt of the fetus in utero. A thin, transparent membrane, which surrounds the fetus in utero on every side. It is exterior to the amnion.

CHORION also means the true skin. See *CUTIS*.

CHORION FUNGOSUM, *Decidua*—*c. Reticulatum*, *Decidua*—*c. Shaggy*, *Decidua*—*c. Spongiosum*, *Decidua*—*c. Spongy*, *Decidua*—*c. Tomentosum*, *Decidua*.

CHORIONITIS. Induration of the Cellular tissue.

CHOROID, *Chara'deus*, *Chara'des*, *Charioides*, *Choria'des*, from χοριον, 'the chorion,' and ειδος, 'shape,' 'resemblance.' Several parts are so called, which resemble the chorion, in the multitude of their vessels.

CHORIOIDEA SEU CHORIOIDEA TU'NICA, *Ch. Membra'na*, or simply the *Choroid*, *Tu'nica vasculo'sa Oculi*, *T. acniform'is* seu *rhago'des*, (F.) *Membrane choroïde*, *Choroïde*. A thin membrane, of a very dark colour, which lines the sclerotica, internally. The part behind the iris is called *Uvea*. It is situate between the sclerotica and retina, has an opening, posteriorly, for the passage of the optic nerve;

and terminates, anteriorly, at the great circumference of the iris, where it is continuous with the ciliary processes. According to Ruysch, the choroid consists of two layers, to the innermost of which his son gave the name *Tunica Ruyschia'na*, *Membrana Ruyschia'na*, (F.) *Membrane Ruyschienne*. The internal surface of the membrane is covered with a dark pigment, consisting of several layers of pigment cells, called *Pigmentum nigrum*, *Ophthalmochroit'es*, *Æthiops animal*, (F.) *Enduit choroidien*. Its use seems to be, to absorb the rays of light after they have traversed the retina.

CHOROÏDES PLEXUS, *Plexus choroidæus* seu *reticulæ'ris*, *Vermes cerebri*, *Choroid Plexus*. Two membranous and vascular duplicatures of the pia mater, situate in the lateral ventricles. They are fixed to the *Tela choroïdea* by one edge, and are loose and floating at the other.

CHOROÏDEA TELA, (F.) *Toile choroidienne*. A kind of vasculo-membranous prolongation of the pia mater, which lines the lower surface of the fornix united with the corpus callosum. It is stretched above the third ventricle, and covers the posterior commissure and corpora quadrigemina. Anteriorly, the tela choroïdea is continuous with the plexus choroïdes.

CHOROÏDÆ VENÆ, *Venæ Gale'ni*, (F.) *Veines choroidiennes*. Two veins, which creep along the tela choroïdea; and into which almost all those of the lateral ventricles, of the upper part of the cerebellum, of the pineal gland, and the corpora quadrigemina open. The Venæ Gale'ni open into the *sinus quartus* or *fourth sinus*.

CHOROÏDE, CEINTURE BLANCHE DE LA, Ciliary ligament—*c. Commissure de la*, Ciliary ligament.

CHOROIDITIS, Chorioiditis.

CHOROMANIA, Chorea.

CHOSÉS CONTRE NATURE, Res contra naturam—*c. Naturelles*, Res naturales—*c. non Naturelles*, Res non naturales.

CHOSIS, Arenatio.

CHOU CABUS, Brassica capitata—*c. Croûte*, Sauer Kraut—*c. Fleur*, Brassica Florida, Cauliflower excrescence—*c. Marin*, Convolvulus soldanella—*c. Navet*, Brassica rapa—*c. Pommé*, Brassica capitata—*c. Potoger*, Brassica—*c. Roquette*, Brassica eruca.

CHREMMMA, Sputum.

CHREMPISIS, Exspuition.

CHRISIS, from *χρῖω*, 'I anoint.' The action of anointing. Inunction (q. v.)

CHRISMA, same etymon. The act of anointing. The salve or liniment used. Prurigo, (q. v.)

CHRISTI MANUS. Troches prepared from refined sugar boiled in rose-water with or without prepared pearls.

CHRISTOPHER HERB, *Actæa spicata*.

CHRISTOS, *χρῖστος*, from *χρῖω*, 'I anoint.' Any medicine applied under the form of liniment or ointment.

CHROA, *Chraa*, *Chroma*. Colour in general. The surface of the body. The skin.

CHRÆAS, Scrofula.

CHROMA, Chroa.

CHROMATOG'ENOUS, from *χρῖμα*, 'colour,' and *γενναω*, 'I make.'

CHROMATOG'ENOUS APPARATUS. A particular apparatus for producing the colouring matter of the skin, composed of a glandular or secreting parenchyma, situate a little below the papillæ, and presenting special excretory ducts,

which pour out the colouring matter on the surface of the true skin.—Breschet.

CHROMATOMETABLEPSIA, Achromatopsia.

CHROMATOPSEUDOPSIS, Achromatopsia.

CHROMATOPSIA, Chromopsis.

CHROMIC ACID, *Ac'idum Chromicum*, (F.) *Acide chromique*. Obtained by crystallization from an admixture of *bichromate of potassa*, and *oil of vitriol*. It has been used as an escharotic in external hemorrhoids.

CHROMIDROSIS, from *χρῖμα*, 'colour,' and *ἰδρωσ*, 'sweat.' Abnormal coloration of the perspiratory secretion.

CHROMOP'SIA, *Chromop'ia*, *Chromatop'sia*, *Chrotop'sia*, *Chrups'ia*, *Crop'sia*, *Vision coloratus*, *Suffusio colorans*, from *χρῖμα*, 'colour,' and *οψις*, 'vision.' A state of vision in which a coloured impression is made on the retina. Said to be occasionally observed in jaundice.

CHRONAGUNEA, Menstruation.

CHRONIC, *Chronicus*, *Chro'nicus*, *Polychro'nicus*, *Inveteratus*, *Antiquus*, *Densus*, from *χρῖνος*, 'time.' Of long duration.

CHRONIC DISEASES, *Morbi chronici*, (F.) *Maladies Chroniques*, *Maeronos'ia*, *Macro'sia*, are those whose duration is long, or whose symptoms proceed slowly. The antithesis to *chronic* is *acute*, (q. v.)

CHRONO, from *χρῖνος*, 'time.' A prefix to terms denoting inflammation of a part, to show that such inflammation is chronic.—Piorry.

CHRONO-HEPATITE, Hepatitis, chronic.

CHRONO-NÉPHRITE, Nephritis (chronic.)

CHROTOPSIS, Chromopsis.

CHRUPSIA, Chromopsis.

CHRYSALEA, Nitro-muriatic acid.

CHRYSANTHEMUM, *Calendula officinalis*.

CHRYSANTHEMUM LEUCANTHEMUM, from *χρῖνος*, 'gold,' and *ανθος*, 'a flower.' The *Ox-eye daisy*, *Daisy*, *Whiteweed*, *Goldens*, *Moulinewort*, *Bellis major*, *Buphthalmum majus*, *Leucanthemum vulgare*, *Bellidoides*, *Consolida media*, *Oculus Bovis*, (F.) *Chrysanthem*, *Chrysène*, *Grand Marguerite des prés*. The flowers and herb are slightly acid; sud were once used in pulmonary diseases.

CHRYSANTHEMUM PARTHENIUM, *Matricaria parthenium*.

CHRYSE, from *χρῖνος*, 'gold.' The name of a yellow plaster, described by Paulus of Ægina, and composed of thus, alum, lead, colophony, resin, oil, and orpiment, boiled in vinegar.

CHRYSENE, *Chrysanthemum leucanthemum*.

CHRYSITIS, see *Plumbi oxidum semivitreum*.

CHRYSOBALANUS GALENI, see *Myrtica moschata*.

CHRYSOCALIS, *Matricaria*.

CHRYSOCHALCOS, Brass.

CHRYSOCOLLA, Borax.

CHRYSOCOMA, *Millefolium*.

CHRYSOLACHANUM, *Chenopodium bonense* Henricus.

CHRYSOLITHUS, *Chrysolite*, from *χρῖνος*, 'gold,' and *λιθος*, 'stone.' A precious stone, of a golden colour, regarded by the ancients as cardiac, cephalic, &c.

CHRYSOMELIA, see *Citrus aurantium*.

CHRYSOPHYLLUM CAINITO, from χρυσός, 'gold,' and φύλλον, 'a leaf.' *Cainito*, *Sideroxylon*, *Broad-leaved Star-apple*. A tree of the Antilles, which produces one of the best fruits of the country. There are several varieties of it.

CHRYSOPUS, Cambogia.

CHRYSOS, Gold.

CHRYSOSPERMUM, *Sempervivum tectorum*.

CHRYZA FIBRAUREA, *Coptis*.

CHTHONOPHAGIA, *Cuchezia Africana*, *Malaicia Africano-rum*, *Pica Africano-rum*, *Leucophlegma* *via Ethio-pum*, *Chlorosis Ethio-pum*, *Dirt-eating*, (F.) *Mul d'Estomac*, from χθών, 'earth,' and φαγω, 'I eat.' A disorder of the nutritive functions observed amongst the negroes of the West Indies, in which there is an irresistible desire to eat earth. It is accompanied by most of the signs of chlorosis.

CHU, *Choa* or *Chus*, χυς, *Chocus*. A liquid measure amongst the Greeks, answering to the *Congius* of the Romans, and containing six sextarii, or twelve Attic cotylæ, or nine pints.—Galen.

CHURRUS. The resinous juice of *Cannabis Indica*, which, in certain seasons, and in warm countries, exudes and concretes on the leaves, slender stems and flowers. In it reside the narcotic powers of Indian Hemp. See *Gunjah*.

CHUTE, Prolapsus—*c. du Fondement*, *Proctocele*—*c. de la Matrice*, *Procidencia uteri*—*c. du Rectum*, *Proctocele*.

CHYLAIRE, Chylous.

CHYLAR, Chylous.

CHYLARION, Chyle.

CHYLE, *Chylus*, *Succus nutritivus*, from χυω, 'I flow.' The word, in Hippocrates, means *Tisane* or *Decoction of Barley*, *Chylarion*, χυλαριον. Galen first used it in its present sense;—i. e. for a nutritive fluid, extracted from the food by intestinal absorption; after the food has been subjected to the action of the digestive organs. It is of a whitish appearance; is separated from the chyme in the duodenum, and the rest of the small intestines: and is absorbed by the chyloferous vessels, which arise at the mucous surface of the intestine. Along these it passes through the mesenteric glands to the thoracic duct, and is finally poured into the left subclavian. It is composed, like the blood, of a coagulable part and of serum. See *Chyme*.

CHYLEUX, Chylous.

CHYLIFEROUS, *Chylifer*, *Chyliferus*, *Chyliphorus*; from *chylus*, 'chyle,' and *ferre*, 'to carry.' Chyle-bearing.

CHYLIFEROUS VESSELS, *Vasa Chylifera* seu *Chylifera*, *Via chylifera*, *Vena lactea*, *Vasa lactea*. The *Lacteals*. (F.) *Vaisseaux chylifères*; *V. Lactés*. Vessels which convey the chyle from the intestines to the thoracic duct.

CHYLIFICATION, *Chylificatio*, *Chylotis*, *Chylopoiesis*, *Præparatio chyli*, from *chylus*, 'chyle,' and *facere*, 'to make.' Formation of chyle by the digestive processes.

CHYLINE, *Cyclamen*.

CHYLISMA, *Succus expressus*.

CHYLISMUS, from χυλος, 'juice.' The act of expressing the juice of vegetables, &c.

CHYLOCYSTIS, *Receptaculum chyli*.

CHYLODES, Chylous.

CHYLODIABETES, *Chyluria*.

CHYLODIARRHŒA, *Cæliac flux*.

CHYLODOCHIUM, *Receptaculum chyli*.

CHYLOGRAPHY, from χυλος, 'chyle,' and γραφη, 'a description.' A description of the anatomy, &c., of the chyloferous vessels.

CHYLOPOIËSIS, *Chylification*.

CHYLOPOIËTIC, *Chylopoieticus*, *Chylopoietus*, from χυλος, 'chyle,' and ποιω, 'I make.' Any thing connected with the formation of chyle. Chiefly applied to the organs immediately concerned in it; as the stomach, intestines, omenta, and mesentery. *Assistant Chylopoietic*:—those viscera which aid in the formation of chyle, as the liver and pancreas.

CHYLORRHŒA, *Cæliac flux*—*c. Pectoris*, *Chylorhœa*—*c. Renalis*, *Chyluria*—*c. Urinalis*, *Chyluria*.

CHYLOSIS, *Chylification*.

CHYLOSTAGMA DIAPHORETICUM MINDERERI. A compound prepared by distilling the *theriac* of *Andromachus*, the *mithridate* of *Damocrates*, and other alexipharmics, &c. It is nearly the same preparation as the *Aqua Theriacalis Bezoardica*.

CHYLORRHŒA, *Pleurorrhœa chylosa*, *Chylorrhœa Pectoris*, *Hydrothorax chylosus*; from χυλος, 'chyle,' and ροιω, 'the chest.'—Effusion of chyle into the chest, owing to the rupture of a chyloferous vessel.

CHYLOUS, *Chylar*, *Chylosus* vel *Chylaris*, *Chyloides*, (F.) *Chyleux*, *Chylaire*. Relating to the chyle; or having some analogy to that fluid.

CHYLURIA, *Diabètes lactea*, *D. Chylosus*, *Chyloidiabètes*, *Galacturia*, *Fluxus cæliacus per Renes*, *Pyruraloetea*, *P. Chylosa*, *Cæliaca urinæ*, *C. renalîs*, *Chylorrhœa urinæ*, *Ch. renalîs*, from χυλος, 'chyle,' and ουρον, 'urine.' (F.) *Diabètes Chyleux*. A discharge of milky urine, without any apparent lesion of the kidneys or bladder.

CHYLUS, *Chyle*, *Decoction*, *Succus*.

CHYME, *Chymus*, χυμος, 'juice,' from χυω, 'I flow.' A kind of grayish or homogenous pulp, formed by the food, after it has been for some time in the stomach. It continues in the state of chyme as far as the biliary and pancreatic ducts, which open into the duodenum; where the conversion into chyle occurs, which is absorbed by the chyloferous vessels,—the excrementitious portion of the food traversing the large intestine to be evacuated *per anum*. *Castelli* asserts, that *Chyme* and *Chyle* were used in an inverse sense by the ancients, from that accepted at present.

CHYMI, *Humours*.

CHYMIA, *Chymistry*—*c. Organica*, *Chymistry*, *organic*—*c. Pharmaceutica*, see *Chymistry*.

CHYMIATER, *Chymiat'er*, *Chemia'ter*, from χυμια or χημια, 'chymistry,' and ιατρος, 'a physician,' *Iatro-chymicus*. A chemical physician.

CHYMIATRIA, *Chymiat'ria*, *Chemiatri'a*, *Iatro-chemia*, *Medicina spogir'ica*, *Ars Chymiat'rica*, from χυμια or χημια, 'chymistry,' and ιατρια, 'cure.' The art of curing by chemical means.

CHYMICAL, *Chem'ical*, *Chem'icus*, *Chemo'licus*. A medicine formed by the aid of chymistry, in contradistinction to *Galenical*.

CHYMICO-HISTOLOG'Y, *Chym'ico-histolog'ia*, *Chem'ico-histolog'ia*. The doctrine of the organic chemistry and morphology of tissues.

CHYMICOPHANTA, Chymist.

CHYMICUS, Chymical, Chymist.

CHYMIE, Chymistry.

CHYMIFICA TION, *Chymified'tio, Chymo'sis*, from $\chi\upsilon\mu\omicron\varsigma$, 'juice,' and *facere*, 'to make.' Formation of chyme.

CHYMIST, *Chem'ist, Chem'icus, Chymico-phanti'stu, Chym'icus*, (F.) *Chimiste* ou *Chymiste*. One acquainted with chymistry. In Great Britain it has, also, the signification of "one who sells chemicals."

CHYMISTE, Chymist.

CHYMISTRY, *Chem'istry, Chemi'a, Chymi'a, Chimi'a, Chemeu'tiqt, Chemot'ice, Philo'sophi'a per ignem, Spagy'ria, Pyratech'ria, Pyrosophi'a, Ars hermet'ica, Archima'ga, Ars mugo'rum, Ars separato'ria, Ars spug'rica*; from $\chi\upsilon\mu\omicron\varsigma$, 'juice,' or from Arab, *chema*, 'a secret.' (F.) *Chymie* ou *Chymie*. A branch of the natural sciences, whose object is to investigate the principles of bodies;—to examine the properties enjoyed by the different compounds, produced by the union of those principles; and to study the force or power, by virtue of which every combination is effected. It investigates the action between the integrant molecules or atoms of bodies.

Organic Chemistry, Chymi'a organ'ica, Orgonochemi'a, is the chymistry of organized substances,—animal and vegetable.

Animal Chym'istry, Zoöch'emy or *Zoöch'ymy, Zoochemi'a*, is the chymistry of substances afforded by the dead or living animal body. This branch of chymistry has been farther subdivided into *physiological*, when it considers the changes produced in animal substances by the action of life; *pathological*, when it regards those produced by organic or other diseases. *Anthropo-chymy, Anthropochemi'a*, is the chymistry of the human body. Chymistry is called *Therapeutical* or *Pharmaceutival, Pharmaco-chymi'a, Chymi'a pharmaceu'tica*, when it is engaged in the analysis of simple medicines; in improving the prescribing and preparing of chemical and Galenic medicines; in the means of preparing them, and detecting adulterations, &c. *Hygienic Chym'istry* is that which is applied to the means of rendering habitations healthy, of analyzing the air we breathe, preventing the occurrence of disease, pointing out healthy aliments, and appreciating the influence of professions, &c. on the health of man. All these different subdivisions, with vegetable chymistry, are, at times, included under the head of *Medical Chym'istry*: at others, the term comprehends only the *Animal, Vegetable* and *Pharmaceutival* subdivisions.

Vital Chemistry, Biochymi'a, is that which is executed under the influence of vitality.

A knowledge of chymistry is of great importance to the physician. Many of the functions are of a chemical nature: many diseases require a chemical mode of treatment; and, without an acquaintance with it, two or more substances might be given in combination, which, by forming a chemical union, might give rise to other compounds, possessing very different virtues from the components taken singly, and thus the prescriber be disappointed in the results.

CHYMISTRY, ANIMAL, see Chymistry—c. Hygienic, see Chymistry—c. Medical, see Chymistry—c. Organic, see Chymistry—c. Phar-

maceutic, see Chymistry—c. Therapeutical, see Chymistry—c. Vegetable, see Chymistry—c. Vital, see Chymistry.

CHYMOCHEZIA, Cæliac flux.

CHYMOPLANIA, (G.) *Chymoplantien*, from $\chi\upsilon\mu\omicron\varsigma$, 'juice,' and $\pi\lambda\alpha\upsilon\omicron$, 'wandering.' A transposition of secretions;—a family of diseases in the classification of Fuchs, which includes icterus, uroplania, menoplania and galactoplania.

CHYMORRHEA, Cæliac flux, Lientery.

CHYMOSIN, Pepsin.

CHYMOSIS, Chymification.

CHYMOZEMIA, Hypercrinia.

CHYTLEN, RADIX. A cylindrical root, bitter and inodorous, brought from China. It is held by the Chinese to be stomachic.—Murray.

CHYTLON, $\chi\upsilon\tau\lambda\omicron\upsilon$, from $\chi\epsilon\omicron$, 'I pour out.' A liquid formerly used for rubbing the body after bathing.

CIBARIUM, Aliment.

CIBARIUS PANIS, 'Coarse bread.' Bread made of second flour.—Celsus.

CIBATIO. *Trophè, τροφή*. The taking of food. In Pharmacy, it is the same as Incorporation.

CIBUS, Aliment—c. Albus, *Blancmanger*—c. Deorum, Asafetida.

CICATRICE, Cicatrix.

CICATRICES OVARIORUM, Stigmata ovariorum.

CICATRICULA. Diminutive of *Cicatrix*. A small *cicatrix, Stigma*. The term is, also, applied to a small white spot, called the *tread, chal'aza, chald'zium*, observable at the surface of a fecundated egg. See *Molecule*.

CICATRISANTIA, *Epu'lot'ica, Symp'lot'ica, Apu'lot'ica, Cntu'lot'ica, U'lot'ica*. Remedies formerly considered to be capable of producing cicatrization.

CICA'TRIX, *Cæd'trix, Ulè, Oulè*, from *cæcare*, 'to conceal,' because it conceals the wound. (F.) *Cicatrice*. The union of parts, which have been divided. A *scar* or formation, of a reddish colour, afterwards whitish, and more or less thick, which takes place at the surface of wounds or ulcers after their cure. A cicatrix may vary much in shape, consistence, and thickness. The cicatrix of a bone is called *Callus*. A *vicious cicatrix*, (F.) *Cicatrice vicieuse*, is one which interferes with the action of the parts on which it occurs. The *scars*, after small-pox, are called *Pits* or *Pockmarks*, (F.) *Coutures par la petite vérole*.

CICATRIX VARIOLÆ, Pockmark.

CICATRIZATIO, *Cicatrised'tio, Epu'lot'sis, Symp'lot'sis*. The process by which a cicatrix is formed. Every tissue, except the nails, epidermis, hair, and enamel is, probably, capable of cicatrization.

CICELY, SWEET, *Chærophyllum odoratum, Scandix odorata*.

CICER ARIETINUM. The *Cicer* plant. *Erebin'thus*, (F.) *Cicérole, Pois Chiche*. The seeds are ground into flour, and used as bread in some countries.

CICERA TARTARI. Small pills of turpentine and cream of tartar—of the size of a vetch or *cicer*.

CICERBITA, *Sonchus oleraceus*.

CI'ÉROLE, *Cicer arietinum*.

CICORIUM ENDIVIA. The systema'tic name of the *Endive, Endiv'ia, Endi'vo*,

In'tubum, In'tybum (Antiq.), Scariola, In'tybus horten'sis, (F.) Chicorée des Jardins, Scariole. Family, Cichoraceæ. Sex. Syst. Syngenesia Polygamia æqualis. It is a common pot herb, and is eaten as salad.

CICHO'RUM IN'TYBUS, Seris, Seriola, In'tubum erraticum. The systematic name of the *Wild Succory, Wild Cichory, Cichory, Wild Endive, Ambulei'a, Helotro'pion, Cutuncan'ce, Cicho'reum, (F.) Chicorée sauvage.* It is bitter, and was once used as a tonic. The root, roasted and ground, is often used instead of, or mixed with, coffee.

CICHORY, WILD, Cichorium intybus.

CICI, Ricinis communis.

CICINDE'LA, Lam'pyris, Noctil'ua, Nit'ed'ula. The *Glow-worm.* (F.) *Ver luisant.* This insect was once thought to be anodyne and lithontriptic.

CICIS, see Quercus infectoria.

CICON'GIUS; an ancient measure, containing 12 pints.

CICUTA, Conium maculatum.

CICU'TA AQUAT'ICA, Cicuta viro'sa, Cicuta'ria aquat'ica, Water Hemlock, Cowbane, (F.) Ciguë aquatique ou vireuse. Family, Umbelliferae. Sex. Syst. Pentandria Digynia. A violent poison, often eaten by mistake for *Wild Smallage, Apium Grævolens.* It produces tremors, vertigo, burning at the stomach, and all the symptoms occasioned by the *Narcotico-Acid* class of poisons.

CICU'TA MACULA'TA, (F.) Ciguë d'Amérique, American water hemlock, American Hemlock, Snakeweed, Death of man, Water parsley, Poison root, Wild hemlock, Children's bane, is analogous in botanical character; and medical properties to the European species.

CICU'TA MAJOR, Conium maculatum—c. Major fetida, Conium maculatum—c. Terrestris, Conium maculatum—c. Virosa, Cicuta aquatica—c. Vulgaris, Conium maculatum.

CICUTARIA, Chærophyllum sylvestre—c. Aquatica, Cicuta aquatica, Phellandrium aquaticum.

CIDER, Pomn'ceum, (F.) Cidre. This word is said to have been formerly written *sidre*, and to have come from *Sic'era, oisiqu*, which signifies any kind of fermented liquor other than wine. It is made from the juice of apples, and, when good, is a wholesome drink.

CIDRE, Cider.

CIGNUS; an ancient measure, which contained two drachms.

CIGUË AQUATIQUE, Cicuta aquatica—c. d'Amérique, Cicuta maculata—c. d'Eau, Phellandrium aquaticum—c. Grande, Conium maculatum—c. Ordinaire, Conium maculatum—c. Petite, Æthusa cynapium—c. Vireuse, Cicuta aquatica.

CILIA, Bлеphar'ides, Pili palpebrarum. The *eyelashes.* The hairs on the eyelids. (F.) *Cils.* Their use seems to be, to prevent the entrance into the eye of light bodies flying in the atmosphere; and to diminish, in certain cases, the intensity of light. Also, the tarsi. Also, a peculiar sort of moving organs, resembling small hairs, *Cilia vibrato'ria, (F.) Cils vibratils,* which are visible with the microscope in many animals. These organs are found on parts of the body, which are habitually in contact with water, or other more or less fluid matters, and produce motion in these fluids, impelling them along

the surface of the parts. Cilia have been found to exist in all vertebrated animals except fishes, having been discovered on the respiratory and uterine mucous membranes of mammalia, birds, and reptiles.

The terms "*vibratory motion*" and "*ciliary motion*" have been used to express the appearance produced by the moving cilia; and it is probable, that this motion is concerned in the progression of fluids along the membranes. As yet, the motion has been observed only in the direction of the outlets of canals.

CILLAIRE, Ciliary.

CIL'IARY, Cilia'ris, (F.) Ciliaire. Relating to the eyelashes, or to *cilia.* This epithet has, also, been applied to different parts, which enter into the structure of the eye; from the resemblance between some of them (*the ciliary processes*) and the eyelashes.

CIL'IARY AR'TERIES, Arte'ria cilia'ris, (F.) Artères ciliaires. These are furnished by the ophthalmic artery. They are distinguished into 1. *Short or posterior (Art. uvæales,—Chauss.)* 30 or 40 in number, which are distributed to the ciliary processes. 2. *Long, (Art. Iriennes of Chauss.,)* two in number, which, by the anastomoses of their branches, form two arterial circles at the anterior surface of the iris; and, 3. *The anterior, Arte'ria cilia'ris anterior* of Haller, the number of which is variable. These pierce the sclerotic a few lines from its union with the cornea; and are principally distributed to the iris.

CIL'IARY BODY, Corpus Cilia're, Nexus Stamin'us Oculi, Coro'na Cilia'ris, Ciliary Disc, (F.) Corps ciliaire. A ring of the choroid surrounding the crystalline in the manner of a crown; placed behind the iris and the ciliary circle. It resembles the disk of a radiated flower, and is formed by the union of the ciliary processes.

CIL'IARY CANAL, Canal of Fonta'na. A small, extremely narrow circular space, formed between the ciliary circle, the cornea, and the sclerotic. It can be filled with injection, and it is not certain that it is not the cavity of a blood vessel.

CIL'IARY CIRCLE, Ciliary ligament—c. Disc, Ciliary body—c. Ganglion, Ophthalmic ganglion.

CIL'IARY LIGAMENT, C. Circle of Ring, Ligamentum seu Interstit'ium cilia're, L. Iris, Plexus cilia'ris, An'nulus seu Cir'culus seu Orbiculus cilia'ris, A. cellulosus, Commissure of the Uvea, Commissure de la Choroïde,—(Ch.,) (F.) Ligament ou Cercle ciliaire, Cercle de la Choroïde, Ceinture blanche de la Choroïde. A species of grayish ring, of a pulpy consistence, situate between the choroid, iris, and sclerotic. It seems to be nothing more than cellular tissue. The internal surface of the choroid is uniform, until it approaches within ten lines and a-half of the edge of the cornea; here a dentated line is observed, termed *ora serrata.* The outer surface presents the *an'nulus albidus seu gangli'iform'is,* the anterior edge of which unites to the inner surface of the sclerotic and constitutes the *ciliary ligament.*

CIL'IARY MARGIN OF TARSAL MARGIN of the eyelids; (F.) Bord ciliaire. The edge in which the cilia or eyelashes are situate.

CIL'IARY MOTION, see Cilia.

CILIARY MUSCLE, *Musculus ciliaris*. The part of the orbicularis palpebrarum in the vicinity of the ciliary margin.

CILIARY NERVES (*Nervi Iriens*,—Chauss.) (F.) *Nervi ciliares*. These are 12 to 16 in number. They arise from the nasal nerve, and particularly from the anterior part of the ophthalmic ganglion. They unite in two fasciculi, which pass around the optic nerve, and pierce the sclerotica near the entrance of that nerve into the eye. They are lost in the ciliary ligament.

CILIARY PLEXUS, C. Ligament.

CILIARY PROCESSES, *Processus ciliares*, *Radix seu Stria ciliares*, *Rayons sous-iriens*—(Ch.,) (F.) *Processus ciliares*. Triangular folds, sixty or eighty in number, placed at the side of each other, and radiating, so as to resemble the disk of a radiated flower. They are lodged in depressions at the anterior part of the vitreous humour. The uses of these processes are not known.

CILIARY RING, Ciliary ligament.

CILIARY STRIÆ are numerous, pale, radiated striæ in the posterior portion of the *Corpus ciliare*, but so covered by the *Pigmentum nigrum* as not to be distinctly seen till the paint is removed. The ciliary processes are formed by these striæ.

CILIARY VEINS, (F.) *Veines ciliares*, follow nearly the same course as the arteries. In the choroid they are so tortuous, that they have received the name *Vasa vorticosa*. They open into the ophthalmic vein.

CILIARY ZONE, *Zona seu Zonula Ciliaris*, *Membranula Coronea Ciliaris*. Under the corpus ciliare, the capsule of the vitreous humour sends off an external lamina, which accompanies the retina, and is inserted, with it, into the forepart of the capsule of the lens, a little before its anterior edge. This is the *Zonula ciliaris*, *Zonula Zinnii*, *Coronea Ciliaris*, *Orbiculus Ciliaris*. It is of a striated appearance and circular form, and assists in fixing the lens to the vitreous humour.

CILLEMENT, Nictation.

CILLO. A name given by some authors to those whose upper eyelid is perpetually tremulous;—a trembling, which in some cases is called *Life's blood*. "To have life's blood in the eye," in other words, is to have this affection. Vogel calls it *Cillo'sis*.

CILLOSIS, Cillo.

CILS, Cilia—c. *Vibratils*, see Cilia.

CIMEX, *Koris*, *νογίς*, *Cimex lectularius*. The Wall or House or Bed Bug or *Chinche*. (F.) *Punaise*. Six or seven of these, given internally, are said to have prevented ague! There is scarcely any thing which is sufficiently disgusting, that has not been exhibited for this purpose, and with more or less success. The bug has also been esteemed emmenagogue.

CIMICIFUGA, *Actæa racemosa*.

CIMO-LIA PURPURESCENS, *Terra Saponaria*, *Terra Fullon'æa*, *Fuller's Earth*. A compact, bolar earth, employed in the arts. Used at times as a cooling application to inflamed nipples, &c.

CIMO-LIA TERRA, *Cimo'lia alba*, *Smectis*, *Smectris*, *Cimo'lus*; from *κιμολος*, an island in the Cretan Sea, where it is procured. It was formerly used as an astringent, &c.—Scribo-

nus Largus, Pliny. Probably, the same as the last.

CINA CINA, Cinchona—c. *Levantica*, *Artemisia Santonica*.

CINABARIS, *Hydrargyri sulphuretum rubrum*.

CINABARIUM, *Hydrargyri sulphuretum rubrum*.

CIN'ABRA, *Grasus*. The smell of a he-goat. A rank smell, like that of the armpit, *Hircus alarum*.

CINÆDIA, Masturbation.

CINARA HORTENSIS, *Cynara scolymus*—c. *Scolymus*, *Cynara scolymus*.

CINCHONA. So called from the Spanish Viceroy's Lady, the Countess de Cinchon, who was cured of fever by it at Lima, about 1638. Called also *Cortex seu Pulvis Jesuiticus*, *Jesuit's Bark or Powder*, *Cortex Patrum*, because it was introduced into Europe by the Jesuits; and also *Pulvis Comitissæ* or the *Countess's Powder*, and *Cardinal del Lugo's Powder*, *Cortex Cardinalis de Lugo*, because he introduced it at Rome. It is the pharmacopœial name of several kinds of barks from various species of the Cinchona, from the western coast of South America. *Nat. Order*, *Cinchonaceæ*. *Sex. Syst.* *Pentandria Monogynia*. Called, also, *Cortex Bark*, *Peruvian Bark*, *English Remedy*, *Cortex China*, *Cortex China Regius*, *China*, *Chinchi'na*, *Palos de Calentura*, *Kina Kina*, (*Bark of Barks*), *Kinki'na*, *Cina Cina*, *Quina Quina*, *Quinquina*, *Magnum Dei donum*, (F.) *Quinquina*.

CINCHONÆ CARIBÆÆ CORTEX, from *Exostema Caribæum*, *Caribæan Bark*; the *Saint Lucia Bark*, (F.) *Ecorce de Saint Lucie*, *Quinquina Piton*, from *Exostema floribundum*, and the *Pitaya Bark*, *Quinquina bicolor*, from an exostema (?) or from *strychnos pseudoquina* (?), are useful substitutes for the cinchona of Peru. These are the most important spurious barks. They contain neither quinia nor cinchonia.

CINCHONÆ CORDIFO-LIÆ CORTEX, *Cortex flavus*, *Cinchona officinalis cortex flavus*, *Yellow Bark*, *Culisay'a Bark*, (F.) *Quinquina jaune* ou *jaune royale*, *Calasaya*. Odour aromatic; taste strong, bitter, astringent. Not rolled; often without the epidermis, which is very thick and inert; light, friable; fracture fibrous. Active principle *Quinia*.

CINCHONÆ LANCIFO-LIÆ CORTEX, *Cortex Peruviana*, *Cortex pallidus*, *Cinchona officinalis cortex communis*, *Cinchona pallida*—*Pale Bark*, *Loza Bark*, *Crown Bark*, (F.) *Quinquina gris de Loza*, *Quinquina Orange*. Its odour is aromatic; taste pleasant, bitter, and astringent. The pieces are rolled in double or single quills. Epidermis brown, cracked; fracture resinous. Internally of a cinnamon colour. Its active principle is *Cinchonia*.

CINCHONÆ OBLONGIFO-LIÆ CORTEX, *Cortex ruber*, *Cinchona officinalis cortex ruber*, *Red Bark*, (F.) *Quinquina rouge*. Odour, and taste the same as the pale, but more intense: in large flat pieces, solid, heavy, dry; fracture short and smooth; of a deep brownish-red colour. Although this variety of bark is assigned to the *Cinchona oblongifolia* by some, it would seem, that nothing is certainly known as to its source. Active principles, *Cinchonia* and *Quinia*.

The last three are the only official varieties in the Pharmacopœia of the United States.—There are many other varieties, however, which are genuine cinchona barks, and yet have not been considered worthy of an official position. The Edinburgh Pharmacopœia admits, indeed, *Cinchona cinerea*, *Gray bark*, *Silver bark* or *Huanuco bark*, which is obtained around Huanuco in Peru, and belongs to the class of pale barks. Amongst the genuine but inferior barks are those brought from the northern Atlantic ports of South America, which, in commerce, are variously called *Carthagena*, *Maracaybo* and *Santa Martha barks*.

All these barks are bitter, astringent, tonic, and eminently febrifuge. The yellow bark is at least equal to any of the others, although the red contains more active principle. The discovery of their active principles is one of the most important gifts of modern chymistry. Still, in pernicious intermittents, the bark, in substance, is often demanded. It is employed in every disease in which there is deficient tone, but in cases where the stomach is much debilitated, the powder had better be avoided in consequence of the woody fibre, which might disagree. Externally, it is used in enemata, gargles, &c.; and in gangrenous ulcerations. When it excites nausea, an aromatic may be added to it; if purging, opium; if costiveness, rhubarb, &c. Dose, ʒss to ʒj or more.

ESSENTIAL SALT OF BARK, as it is called, is an extract prepared, by macerating the bruised substance of bark in cold water, and submitting the infusion to a very slow evaporation.

CINCHONA OFFICINALIS, (CORTEX FLAVUS.) *Cinchona cordifolia* cortex—c. *Pallida*, *Cinchona lancifolia* cortex—c. of Virginia, *Magnolia glauca*.

CINCHONIA, *Cinchoninæ*.

CINCHONINE, *Cinchoni'na*, *Cinchonin*, *Cincho'nia*. The active principle of *Cinchona lancifolia*. An organic, crystalline alkali; of a white colour, and bitter, slightly astringent taste; very soluble in alcohol and ether, but almost insoluble in water.

Sulphate of Cinchonina, which is formed directly from cinchonina, is soluble in water and alcohol. The action of the sulphate of cinchonina is similar to that of the sulphate of quinia; but it is less energetic, and consequently requires to be given in a stronger dose.

CINCHONINE, TARTRATE OF, see Quinine, tartrate of.

CINCIN'NULUS. A little lock or curl of hair.

CINCIN'NUS. A curled or frizzled lock. The hair on the temples.

CINC'LISIS, *Cinclis'mus*, 'agitation; rapid and frequent motion.' The movement of the thorax in dyspœna.—Hippocrates. It has been used, also, synonymously with nictation, (q. v.)

CINCLIS'MUS, *Cinclis*.

CINEMA, *Cine'sis*, from κινεω, 'I move.' Motion.

CINERARIA MARITIMA, *Achaovan*, *Abiat*.

CINERES CLAVELLATI, see Potash—c. *Gravellati*, see Potash—c. *Russici*, Potash of commerce.

CINEREUS, *Cineritious*.

CINERIT'IOUS, *Ciner'eus*, from cineres, 'ashes'; (F.) *Cendré*. Of the colour of ashes,

The cortical substance of the brain has, by some, been so called. See *Cortex Cerebri*.

CINESIS, *Cinema*, *Motion*.

CINETH'MICS, from κινεω, 'I move.' The science of movements in general.

CINET'ICA. Same etymon. Diseases affecting the muscles, and characterized by irregular action of the muscles or muscular fibres, commonly denominated *Spasm*. The 3d order in the class *Neurotica* of Good.

CINETUS, *Diaphragm*.

CINGULARIA, *Lycopodium*.

CINGULUM, *Zona*, from cingo, 'I bind.' (F.) *Ceinture*. A cincture. A girdle. The part of the body, situate below the ribs, to which the girdle is applied. The *waist*.

CINGULUM HILDA'NI, *Zo'nula Hilda'ni*, (F.) *Ceinture de Hildane*. A leathern girdle formerly used for the reduction of luxations and fractures of the extremities.

CINGULUM MERCURIA'LE, *C. Sapien'tia*, *C. Stultit'ia*. A woollen girdle, containing mercurial ointment. It was used as an antisyphilitic, and in diseases of the skin. (F.) *Ceinture de vis argent*.

CINGULUM SANCTI JOANNIS, *Artemisia vulgaris*.

CINIS FÆCUM, see Potash—c. *Infectorius*, see Potash.

CINNABARIS, *Hydrargyri sulphuretum rubrum*—c. *Græcorum*, see *Calamus rotang*.

CINNAMOMUM, *Laurus cinnamomum*—c. *Album*, *Canella alba*—c. *Aromaticum*, see *Laurus cinnamomum*—c. *Culilawan*, *Laurus Culilawan*—c. *Indicum*, *Laurus cassia*—c. *Malabaricum*, *Laurus cassia*—c. *Zeylanicum*, *Laurus cinnamomum*.

CINNAMON, see *Laurus cinnamomum*—c. *Malabar*, *Laurus cassia*—c. *Wild*, *Laurus cassia*.

CINON'OSI, from κινεω, 'I move,' and οσος, 'a disease.' Diseases of motion.

CINOPLANE'SIS, from κινεω, 'I move,' and πλανησις, 'a wandering about.' Irregularity of motion.

CINQUEFOIL, *Potentilla reptans*.

CINZILLA, *Herpes zoster*.

CION, *Uvula*.

CIONIS. The *Uvula*. Also, tumefaction, or elongation of the uvula; *Staphylo'dial'ysis*.

CIONI'TIS, from κιονις, 'the uvula,' and itis, 'inflammation.' Inflammation of the uvula, *Uvulit'is*.

CIONORRHAPHIA, *Staphyloraphy*.

CIoT'OMY, *Ciotom'ia*, *Cionot'omy*, *Cionotom'ia*, from κιον, 'the uvula,' and τομη, 'incision.' Section of the uvula when too long.

CIPIPA, see *Jatropha manihot*.

CIRCEA, *Atropa mandragora*.

CIRCEA LUTETIA'NA, '*Parisian Circea*,' from Circe, the enchantress; *Enchanters' Nightshade*, (F.) *Herbe de Saint Etienne*, *Herbe aux Sorciers*. This plant, common in the vicinity of Paris, was formerly considered to be resolvent and vulnerary. It was also supposed to possess wonderful magical and enchanting properties.

CIRCINUS, *Herpes zoster*.

CIRCLE, *Circulus*—c. *Ciliary*, *Ciliary ligament*—c. of *Willis*, see *Circulus*.

CIRCOCELE, *Cirsocele*.

CIRCONFISION, *Circumcision*.

CIRCONFLEXE, *Circumflexus*.

CIRCONSCRIT, Circumscribed.

CIRCONVOLUTION, Convolution.

CIRCUIT, *Circuitus*; in pathological language, generally means 'period,' 'course.'

CIRCUITUS, Period, Circuit.

CIRCULAR, *Circularis*, from *circulus*, 'a circle.' (F.) *Circulaire*. Having the form or figure of a circle; as *Circular Amputation*, &c.

The French use the expression "*Une circulaire*," for a turn of a bandage around any part.

CIRCULAR SINUS of Ridley; *Sinus coronarius*.

CIRCULATION, *Circulatio*, *Cyclophoria*, *Periodus sanguinis*, from *circulus*, 'a circle;' or rather, from *circum*, 'around,' and *ferre*, *latum*, 'to carry.' (F.) *Circulation*. Physiologists give this name to the motion of the blood through the different vessels of the body—*sanguimotion*;—to that function, by which the blood, setting out from the left ventricle of the heart, is distributed to every part of the body by the arteries;—proceeds into the veins, returns to the heart, enters the right auricle, and passes into the corresponding ventricle, which sends it into the pulmonary artery to be distributed to the lungs, whence it issues by the pulmonary veins, and passes into the left auricle. From this it is sent into the left ventricle, and is again distributed by means of the arteries.

CIRCULATION, CAPILLARY, *C. des Parenchymes*, is that which takes place in the capillary vessels; and is, in some measure, independent of the action of the heart. It is in this capillary circulation, that the various secretions are effected; and that animal heat is evolved. It is the seat of nutrition.

CIRCULATION, PULMONIC or **LESSER**, is the circle from the right to the left side of the heart by the lungs.—The **GREATER** or **SYSTEMATIC** or **SYSTEMIC**, is that through the rest of the system.

CIRCULATOR, Charlatan.

CIRCULATORY, *Circulatorius*; same etymon as circulation. Relating to the circulation as of the blood;—*sanguimotory*.

CIRCULUS. A circle or ring; *Cyclus*, *Circulus*, (F.) *Cercle*. Any part of the body which is round or annular, as *Circulus Oculi*—the globe, bulb, or orb of the eye.—Hippocr., Galen. It is, also, applied to objects, which by no means form a circle,—as to the *Circle of Willis*, *Circulus arteriosus Willisii*, which is an *anastomotic circle* at the base of the brain, formed by the anterior and the posterior cerebral arteries and the communicating arteries of Willis.

CIRCULUS ARTERIOSUS IRIDIS. The artery which runs round the iris, and forms a circle.

CIRCULUS ARTERIOSUS WILLISII, Circle of Willis, see *Circulus*—c. *Ciliaris*, Ciliary ligament—c. *Membranosus*, Hymen.

CIRCULUS QUAD'RUPLEX; a kind of bandage used by the ancients.

CIRCUMAGENTES, Oblique muscles of the eye.

CIRCUMCAULALIS MEMBRANA, Conjunctiva.

CIRCUMCISION, *Circumcisio*, *Posthetomy*, *Præcisio* seu *Abscisio Præputii*, *Circumcisura*, *Circumsectio*, *Peritomie*, from *circum*, 'around,' and *cadere*, 'to cut.' (F.) *Circunci-*

sion. An ancient operation, performed by some nations as a religious ceremony. It consists in removing circularly a portion of the prepuce of infants;—a custom, which was probably suggested with a view to cleanliness. In cases of extraordinary length of prepuce, or when affected with disease, the operation is sometimes undertaken by surgeons. A similar operation is performed, amongst the Egyptians, Arabians, and Persians, on the female, by removing a portion of the nymphæ.

CIRCUMCISURA, Circumcision.

CIRCUMDUCTIO, Perisphalix.

CIRCUMDUCTIONIS OPIFEX, *Obliquus superior oculi*.

CIRCUMFLEX, *Circumflexus*, from *circum*, 'around,' and *flexus*, 'bent.' (F.) *Circumflexe*. Curved circularly. A name given to several organs.

CIRCUMPLEX or **ARTICULAR** ARTERIES of the arm are distinguished into;—*anterior* and *posterior*. They arise from the axillary, and are distributed around the shoulder.

CIRCUMPLEX ARTERIES OF THE THIGH are distinguished into *external* and *internal*. (*A. Sous-trochantériennes*—Ch.) They are given off from the *Profunda*, and surround the head of the thigh bone.

CIRCUMPLEX MUSCLE, *Circumflexus Musculus*, *Tensor Palati*, *Peristaphylinus externus vel inferior*, *Circumflexus Palati Mollis*, *Spheno-salpin'go staphylinus* seu *Staphylinus externus*, *Musculus tubæ novæ*, *Palato-salpin'geus*, *Pter'igo-staphylinus*, *Petro-salpin'go-staphylinus*, *Spheno-pter'igo-palatinus*,—*Salpin'go-staphylinus*, (F.) *Palato-salpin'gien*. A muscle, which arises from the spinous process of the sphenoid bone, and is inserted into the *velum pendulum palati*. Its use is to stretch the velum.

CIRCUMPLEX VEINS follow the arteries.

CIRCUMFORANEUS, Charlatan.

CIRCUMFUSA. Hallé has thus designated the first class of subjects that belong to Hygiène—as atmosphere, climate, residence, &c; in short, every thing which acts constantly on man externally and generally.

CIRCUMGYRATIO, Vertigo.

CIRCUMLIGATURA, Paraphimosis.

CIRCUMLIT'IO, from *circumlino*, 'I anoint all over.' *Perich'risis*, *Perichris'ton*. A term formerly used for liniments, but especially for those applied to the eyelids.

CIRCUMOSSALE, Periosteum.

CIRCUMSCRIBED, *Circumscriptus*, (F.) *Circonscrit*. A term applied, in pathology, to tumours, which are distinct at their base from the surrounding parts.

CIRCUMSECTIO, Circumcision.

CIRCUMVALLATÆ PAPILLÆ, see *Papillæ* of the Tongue.

CIRE JAUNE ET BLANCHE, *Cera flava* et *alba*—c. *des Oreilles*, Cerumen.

CIRIOS, Circulus.

CIRON, *Acarus*, Psora.

CIRRHAGRA, *Plica*—c. *Pollonorum*, *Plica*. **CIRRHO'SUS**; from *κίρρος*, 'yellow,' and *νόσος*, 'disease.' A disease of the fetus, in which there is a yellow coloration of the serous membranes.—*Siebenhaar*.

CIRRHOSE DU FOIE, *Cirrhosis*.

CIRRHO'SIS, *Cirrhosis*, *Kirrhosis*, from *κίρρος*, 'yellow.' A yellow colouring

matter, sometimes secreted in the tissues, owing to a morbid process. Also, called *Cirrho'sis* or *Kirrho'sis*. It is not uncommon in the liver, *Cirrho'sis hepatis*, when it is called, also, *gran'ulated*, *gran'ular*, *mam'millated*, *tuber'culated*, and *hob-nailed liver*, (F.) *Cirrhose du Foie*.

CIRRHOSIS HEPATIS, see Cirrhosis.

CIRRHOSIS OF THE LUNG, *Cirrho'sis pulmo'num*. Dr. Corrigan has described a condition of the lung under this name, the general character of which is a tendency to consolidation or contraction of the pulmonary tissue, with dilatation of the bronchial tubes.

CIRRHOSIS PULMONUM, C. of the Lung.

CIRSIIUM ARVENSE, *Carduus hemor'hoidalis*, *Ceanothos*, (F.) *Chardon hemor'hoidal*. A common plant used in France in the form of cataplasm in hemorrhoids; and worn as an amulet.

CIRSOCELE, *Cir'cöcele*, *Cirsos'cheum*, from $\kappa\iota\rho\sigma\omicron\varsigma$, 'varix,' and $\chi\eta\lambda\eta$, 'hernia;' *Var'icoe Hernia*. The greater part of authors have employed the term synonymously with *Varicocele*. Pott gives it a different signification. *Varicocele*, he calls the tumour formed by the veins of the scrotum; *Cirsocele*, *Funic'ulus varicosus*, the varicose dilatation of the spermatic veins. The scrotum feels as if it contained earthworms. It is commonly an affection of no consequence, demanding merely the use of a suspensory bandage.

CIRSÓIDES, *Cirso'ides*, from $\kappa\iota\rho\sigma\omicron\varsigma$, 'varix,' and $\epsilon\iota\delta\omicron\varsigma$, 'resemblance.' Varicose, or resembling a varix. Rufus of Ephesus, according to James, applies this term to the upper part of the brain, as well as to the spermatic vessels. (?)

CIRSOMPHALUS, from $\kappa\iota\rho\sigma\omicron\varsigma$, 'varix,' and $\mu\phi\alpha\lambda\omicron\varsigma$, 'navel.' Varicose dilatation of the veins surrounding the navel. The term, has, likewise, been applied to the aneurismal dilatation of the arteries of that region; called also, *Varicomp'halus*, (F.) *Hargie anévrysmale*, *Aneurismal Hernia*.

CIRSOPHTHALMIA, from $\kappa\iota\rho\sigma\omicron\varsigma$, 'varix,' and $\omicron\phi\theta\alpha\lambda\mu\omicron\varsigma$, 'the eye;' *Var'icose ophthal'mia*, *Ophthalmia varico'sa*, *Varicos'itas conjunctivæ*. A high degree of ophthalmia, in which the vessels of the conjunctiva are considerably injected.

CIRSOSCHEUM, Cirsocele.

CIRSOTOMY, *Cirsotomia*, from $\kappa\iota\rho\sigma\omicron\varsigma$, 'a varix,' and $\tau\omicron\mu\eta$, 'an incision.' Any operation for the removal of varices by incision.

CIRSUS, Varix.

CIRSYDROSCHEOCELE, from $\kappa\iota\rho\sigma\omicron\varsigma$, 'varix,' $\upsilon\delta\omega\varsigma$, 'water,' $\sigma\kappa\chi\omicron\sigma$, 'the scrotum.' Varicocele with water in the scrotum.

CISEAUX, Scissors.

CISSA, Malacia.

CISSAMPELOS, Pareira brava.

CISSARUS, Cistus Creticus.

CISSINUM, from $\kappa\iota\sigma\sigma\omicron\varsigma$, 'ivy.' Name of a plaster of ivy, used in wounds of the nerves or tendons.—Paulus of Ægina.

CISSOIDES, Capreolaris.

CISSOS, Hedera helix.

CISTERN, LUMBAR, Receptaculum chyli.

CISTERNA, from $\kappa\iota\sigma\tau\eta$, (L.) *Cista*, 'a chest.' (F.) *Citerne*. This term has been applied to various parts of the body, which serve as reservoirs for different fluids. The

fourth ventricle of the brain has been so called.—Arantius.

CISTERNA CHYLI, Receptaculum chyli.

CISTHORUS, Cistus Creticus.

CISTOCELE, Cystocele.

CISTUS CANADENSIS, Helianthemum Canadensis.

CISTUS CRETIOSUS, *Cis'thorus*, *Cis'sarus*, *Darycin'ium*, *Gum Cistus*. *Sec. Syst.* Polyandria Monogynia. The systematic name, of the plant whence the *Labd'num*, *Labd'men* or *Ladu'num*, *Gum'mi Labd'num* is obtained. *Labd'num* is a gum-resinous substance, of a very agreeable smell, found in the shops in great masses. Its colour is blackish-green; taste, warm and bitter. It is but little used now. Formerly, it was a component of warm plasters, and was prescribed internally as a stomachic. Ladanum is also obtained from *Cistus ladanif'erus*, and *C. laurifolius*.

CISTUS, GUM, Cistus Creticus.

CITERNE LOMBAIRE, Receptaculum chyli.

CITHARUS, Thorax.

CITRAGO, Melissa.

CITRARIA, Melissa.

CITREA MALUS, see Citrus medica.

CITREOLUS, Cucumis sativus.

CITRIC ACID, *Acidum citricum*, *Acid of Lemons*, *Ac'idum Limo'num*, (F.) *Acide citrique*. This acid is found in the lemon, orange, &c. It is in rhomboidal prisms, which slightly effloresce on exposure to the air. It dissolves in a twelfth part of its weight in boiling water, and has an extremely acid but agreeable taste. It is employed in medicine as antiseptic, refrigerant and diuretic. Rubbed up with sugar and with a little of the essence of lemon, it forms the *dry Lemonade*, (F.) *Limonade sèche*.

CITRINE OINTMENT, Unguentum hydrargyri nitratis.

CITRON, see Citrus medica—c. Tree, see Citrus medica.

CITRONELLE, Artemisia abrotanum, Melissa.

CITRUL, SICILIAN, Cucurbita citrullus.

CITRULLUS, Cucurbita citrullus.

CITRUS, see Citrus medica—c. Acida, see Lime.

CITRUS AURANTIUM. The systematic name of the *Orange Tree*, *Auran'tium*, *A. Hispan'icæ*, *Malus Auran'tia Major*, *Malus Auran'tia*, *Auran'tium vulgâr'e*, *Malus Auran'tia vulgâris*, *Citrus vulgâris*. *Nat. Ord.* Aurantiaceæ. *Sex. Syst.* Polyadelphia Icosandra. The fruit are called *Mala Aures*, *Chrysomelia*, *Nerantia*, *Martiana Poma*, *Poma Auran'tia*, *Auran'tia Curassav'ica*, *Poma Chinesia*, *Oranges*. The *Flowers of the Orange*, *Flores Naphæ*, are highly odoriferous, and used as a perfume. On distillation, they yield a small quantity of essential oil—*O'leum Auran'tii*, *Oleum vel Essen'tia Nero'li*,—with spirit and water, the *Aqua Florum Auran'tii*, *Aqua aurantii*, *Orange Flower water*. They were once used in convulsive and epileptic cases. The leaves, *Folia Auran'tii*, have a bitterish taste, and furnish an essential oil. They have been used for the same purposes as the flowers. The yellow rind of the fruit, *Cortex Auran'tii*, *Orange Peel*, is an aromatic bitter, and is used in dyspepsia, and where that class of remedies is required. The *Juice*, *Succus Auran'tii*,

Orange juice, is a grateful acid, and used as a beverage in febrile and scorbutic affections.

CITRUS BERGAMIA, *Citrus mella rosa*—c. *Limetta*, see *Citrus mella rosa*.

CITRUS MEDICA, *C. Limo'num*. The systematic name of the *Lemon Tree*. The *Lemon*, *Limo'num malum*, *Limo'num Baccæ*, *Malus Medica*, *Malus Limo'nia Ac'ida*, *Limon*, *Citrea Malus*, *Citrus*, (F.) *Citron*, *Cédrat*, has a fragrant odour, depending upon the essential oil, *O'leum Limo'nis*, of the rind. The juice, *Succus Limo'nis*, is sharp, but gratefully acid, the acidity depending upon the citric acid it contains. The outer rind, *Cortex Limo'num*, *Lemon Peel*, *Zest*, *Flav'do Cor'ticum Citri*, is used in the same cases as the *Cortex Auran'tii*.

The juice is given as a refrigerant beverage in febrile affections. Alone, or combined with wine, it is prescribed in scurvy, putrid sore throat, &c. Its general properties are refrigerant and antiseptic. Sweetened and diluted, it forms *Lemonade*. *Artificial lemon-juice* is made by dissolving an ounce of citric acid in fourteen fluidounces of water; adding a few drops of essence of lemon.

Citron Tree is likewise considered to belong to the same species—*Citrus Medica*. Its fruit is called *cedrome'ta*. It is larger and less succulent than the lemon. *Citron juice*, when sweetened with sugar, is called by the Italians *Agro di Cedro*.

CITRUS MELLA ROSA of De Lamarck, another variety of *Citrus Medica*, affords the Bergamote, as also do *Citrus Limetta* and *C. Bergamia*.

CITRUS VULGARIS, *Citrus aurantium*.

CITTA, Malacia.

CITTARA, MINERAL WATERS OF.

These springs are in the Isle of Ischia, near the sea. They contain carbonate and sulphate of lime, and chloride of sodium. Their temperature is 100° Fahrenheit.

CITTOS, *Hedera helix*.

CITTOISIS, Chlorosis, Malacia.

CIVETTA, *Zib'ethum*, *Civ'et*, (F.) *Civetto*.

An unctuous perfume, of a very penetrating odour, obtained from different mammalia of the *Viver'a* kind, particularly from *Viver'a civet'ta*. It is contained in a fold of the skin, situate between the anus and the organs of generation.

CLABBERGRASS, *Galium yerum*.

CLADES GLANDULARIA, Plague.

CLADISCOS, *Ramusculus*.

CLADONIA ISLANDICA, *Lichen islandicus*.

CLADONIA RANGIFER'INA. The ancients regarded this European plant as pectoral and stomachic. It enters into the composition of the *Poudre de Chypre*.

CLADOS, *Ramus*.

CLADRASTIS TINCTORIA, *Virgil'ia*, *Yellow Ash*, *Fustic Tree*, *Yellow Locust*. An indigenous tree, which flourishes from Kentucky to Alabama. The bark of the tree and the roots are cathartic.

CLAIRET, *Claret*.

CLAIRVOYANCE, (F.) 'Clear-seeing.' A clearness of sight, said to be communicated by animal magnetism, which not only enables the magnetized person to see in the dark, through stone walls, &c., but even to observe prospects, whilst he may fancy he is flying in the air, which he has never seen previously. It need hardly

be said, that the possession of such powers is fabulous.

CLAMMY WEED, *Polanisea graveolens*.

CLAMOR, Cry.

CLANGOR, Oxypthoria.

CLAP, *Gonorrhœa impura*.

CLAPIER, (F.) A clapper, *Latib'ulum*, from *καπτειν*, 'to conceal.' A purulent foyer of disease; concealed in the flesh or under the skin. See *Sinus*.

CLAPWORT, *Orobanche Americana*.

CLAUQUEMENT, *Odontonyerismus*.

CLAIRET, (*Vin clair* [?]), *Claretum*, *Vin de Bordeaux*, (F.) *Claret*. A pleasant French wine, which may be used whenever wine is required. Also, a wine impregnated with spice and sugar, called likewise *Vinum Hippocraticum seu Medicatum*, *Potus Hippocraticus*, *Hippocras*, *Hyp'pocras*. Schröder speaks of a *Claretum al'terans*, and a *C. purgans*.

CLARETA, *Albumen ovi*.

CLARETUM, *Claret*.

CLARIFICATION, *Clarificatio*, *Dépuration*, from *clarus*, 'clear,' and *facio*, 'I make.' A pharmaceutical operation, which consists in separating from a liquid every insoluble substance held in suspension by it, that affects its transparency. *Decanting* and *filtering* are the operations necessary for this purpose.

CLARY, COMMON, *Salvia sclarea*.

CLASIS, Fracture.

CLASMA, Fracture.

CLASS, *Clas'sis*, (F.) *Classe*. An assemblage of a certain number of objects. In *Natural History* and in *Medicine*, a group of objects or individuals having one or more common characters. The *classes* are divided into *orders*; the *orders* into *genera*, the *genera* into *species*, and these last into *varieties*.

CLASSIFICATION, *Classificatio*, from *classis*, 'a class,' and *facio*, 'I make.' The formation of classes. A methodical distribution of any objects whatever into classes, orders, genera, species, and varieties. See *Nosography*, and *Nosology*.

CLASSY, MINERAL WATERS OF: *Classy* is near Laon in Picardy, France. The waters are chalybeate.

CLAUDICATIO, *Claudication*—c. *Anatica*, *Vacillatio*.

CLAUDICATION, *Claudica'tio*, from *claudicare*, 'to be lame.' The act of halting or limping. *Lameness*, *Clau'ditas*, *Cholo'sis*, *Chole'ia*, *Cholo'ma*, (F.) *Claudication*, *Botte'ment*. This condition does not constitute any special disease, but is produced by different causes or affections. It may be the result of the shortening or elongation of one of the lower limbs, of anchylosis of the joints, palsy of the muscles, pain, &c.

CLAUDITAS, *Claudication*.

CLAUSTRUM GUTTURIS, Isthmus of the fauces—c. *Palati*, *Velum pendulum palati*—c. *Virginittatis*, *Hymen*.

CLAUSURA, from *claudere*, 'to shut.' An imperforation of any canal or cavity.

CLAUSURA UTERI. Preternatural imperforation of the uterus.

CLAVA MYOSA, *Acorus calamus*.

CLAVALIER A FEUILLES DE FRÊNE, *Xanthoxylum clava Herculis*.

CLAVA'RIA CORALLOIDES, *Coralloides Fungus*, *Coralwort*. Said to be corrobo-

rant and astringent. A kind of clavaria, called *Digital blanc*, *Digital humain*, *Champignon de l'appareil des fractures*, formed of digitations, grouped together, and two or three inches in length, is said to have been often found, formerly at the *Hôtel Dieu* of Paris, on the splints of white wood used in the treatment of fractures, in autumn.—H. Cloquet.

CLAVATIO, Gomphosis.

CLAVES CALVARIÆ, Wormiana ossa.

CLAVICLE, *Clavicula*, *Clavis*, *Claviculus*, *Lig'ula*, *Fur'cula*, *Os Jug'uli*, *Jug'ulum*, *Cleis*, *Cleidion*, from *clavis*, 'a key.' (F.) *Clavicule*. The collar-bone. The clavicle is shaped like the letter S, and is placed transversely at the upper part of the thorax. It is articulated, at one extremity, with the sternum; at the other with the acromion process of the scapula. It gives attachment, above, to the *Sterno-cleido-mastoideus*; below, to the *Subclavius*; before, to the *Pectoralis major* and *Deltoides*; and behind, to the *Trapezius*. It serves as a point of support for the muscles of the arm, and protects the vessels and nerves passing to that extremity.

The fibres, connecting the lamellæ or plates of bones, have also been called *Claviculi* or *Nails*.

CLAVICULAR, *Clavicularis*; same etymon. Relating to the clavicle or collar-bone.

CLAVICULE, Clavicle.

CLAVICULI, see Clavicle.

CLAVIS, Clavicle, Key.—c. Anglica, Key.

CLAVUS. A nail. *Helos*, *Gomphos*, (F.) *Clou*. This word is employed in medicine in various senses. It means, 1. A *Corn*, (q. v.) from its resemblance to the head of a nail. 2. Certain condylomatous excrescences of the uterus. 3. A callous tumour, which forms on the white of the eye, and resembles a nail, the *Clavus Oculi*, (F.) *Clou de l'œil*. This last, by some, is considered to be synonymous with *staphyloma*; by others, with *staphyloma* of the cornea. Also, the *Penis*.

CLAVUS HYSTERICUS, *Monopa'gia*, *Monopa'gia*, (F.) *Clou hystérique*. An acute pain, confined to a small point of the head, described by the sick as resembling that which would be produced by a nail driven into the head. It has been particularly noticed in hysterical females;—hence its name. It is called *Ovum hystericum*, when the pain occupies a greater extent.

CLAVUS SECALINUS, Ergot—c. Secalis, Ergot—c. Siliginis, Ergot.

CLEANSINGS, Lochia.

CLEAR-SEEING, *Clairvoyance*.

CLEAVAGE; from Anglo-Saxon *cleofan*, 'to split.' The natural line of separation exhibited by certain substances, as minerals, when subjected to mechanical force. Recently, the term has been applied to the separation of muscles into longitudinal and circular striæ, when mechanical violence is used.—Bowman.

CLEAVERS, Galium aparine.

CLEAVERS' BEES, Galium aparine.

CLEAVEWORT, Galium verum.

CLEF DU CRANE, Wormianum os—c. *de Garengot*, Key—c. *à Noir*, see Key—c. *à Pivot*, see Key—c. *à Pompe*, see Key.

CLEFT, Rima—c. Palate, see Harelip.

CLEIDAGRA, Cleisagra.

CLEIDION, Clavicle.

CLEIDO-COSTAL, Costo-clavicular.

CLEIDO-MASTOÏDEUS. Albinus thus designates the posterior portion of the sternocleido-mastoideus, which he considers a separate muscle. It has been corrupted into *clinomastoideus*.

CLEIS, Clavicle, Key.

CLEIS'AGRA, *Cleid'agra*, from *κλεισ*, 'the clavicle,' and *αγρα*, 'a seizure.' Gout in the clavicle.—A. Paré.

CLEMATIS DAPHNOIDES MAJOR, Vinca minor.

CLEMATIS ERECTA, *Flammula Jovis*, *Upright Virgin's Bower*, (F.) *Clématite droite*. Family Ranunculaceæ. Sex. Syst. Polyandria Polygynia. The leaves contain an acrid principle. They have been esteemed anti-venereal; and, in the form of powder, have been used as escharotic.

CLEMATIS VITAL'BA, *Vital'ba*, *Vior'na*, *Atra'genté*, *Trav'eller's Joy*, *Common Virgin's Bower*, (F.) *Clématite*, *Herbe aux gueux*, *Aubevigne*. It has been used in the same cases as the former. In infusion it has been applied in cases of itch.

The leaves of CLEMATIS CRISPA—c. FLAMMULA, or *sweet-scented Virgin's bower*—c. VIRGINICA, or *common Virgin's bower*—and c. *Viorna*, *leather-flower*, have similar properties.

CLEMATITE, *Clematis vitalba*—c. *Droite*, *Clematis recta*.

CLEONIS COLLYRIUM. A collyrium described by Celsus, composed of equal parts of Samian earth, myrrh, and thus, mixed with white of egg.

CLEONIS GLUTEN. An astringent formula of myrrh, frankincense, and white of egg.

CLEPSYDRA, from *κλεπτα*, 'I conceal,' and *ὕδωρ*, 'water.' An instrument contrived by Paracelsus to convey fumigations to the uterus.

CLEVES, MINERAL WATERS OF. This spring is a quarter of a league from Cleves in Westphalia. It contains carbonate and sulphate of iron.

CLIFFWEED, *Heuchera cortusa*.

CLIFTON, CLIMATE OF. The vicinity of Clifton and of Bristol, England, appears to be the mildest and driest climate in the west of England; and, consequently, the best winter residence, in that part of the country, for invalids. It is, also, a favourable summer climate, and is surrounded by numerous places of agreeable resort, suited for those who may pass the season there.

CLIGNEMENT, Nictation, Scardamygmus.

CLIGNOTEMENT, Nictation.

CLIMA, Climate.

CLIMACTERIC, *Climactericus*, *Climactericus*, from *κλιμακτηρη*, 'a step.' (F.) *Climactérique* ou *Climactérique*. A word, which properly signifies 'by degrees.' It has been applied to certain times of life, regarded to be critical.

At present, the word *Climacteric* is chiefly applied to certain periods of life, at which great changes occur, independently of any numerical estimate of years. Such are the period of puberty in both sexes; that of the cessation of the menses in women, &c.

CLIMACTERIC YEARS, *Anni Climacterici*, are, according to some, all those in the life of man, which are multiples of the number 7, *Septen-*

niads. Others have applied the term to years, resulting from the multiplication of 7 by an odd number. Some have admitted only three *climacterics*; others, again, have extended them to multiples of 9. Most, however, have considered the 63d year as the *Grand Climacteric*;—63 being the product of the multiplication of 7 by 9, and all have thought that the period of three, seven, or nine, which they respectively adopted, was necessary to the entire renewal of the body; so that there was, at these times, in the economy, none of the parts of which it had previously consisted. The climacteric years have also been called, (*Anni hebdomadici, scalares, gradarii, scan'siles, genethliaci, natalitii, fatales, critici, decretorii, heroici, &c.*) All the notions on the subject are essentially allied to the doctrine of numbers of Pythagoras.

CLIMATE, *Clima, Inclina'tio cali*, (F.) *Climat*, Gr. κλίμα, 'a region.' In geography, the word *climate* is applied to a space on the terrestrial globe, comprised between two circles parallel to the equator, and arbitrarily measured according to the length of the days. In a hygienic point of view, we understand by *climate*, since Hippocrates, a country or region, which may differ from another in respect to season, qualities of the soil, heat of atmosphere, &c. Climate, indeed, embraces, in a general manner, all the physical circumstances belonging to each region,—circumstances which exert considerable influence on living beings. The dark complexion e. g., of the inhabitants of the torrid zone is easily distinguishable from the paleness of those of the frigid,—so are the diseases. They are all modified, more or less, by climate or locality. Hot climates predispose to abdominal complications in febrile affections, cold climates to thoracic, &c.

One of the most important considerations with regard to climates is their comparative fitness for the residence of invalids, and especially of those who are liable to, or suffering under catarrhal or consumptive affections. The great object, in such cases, is to select a climate which will admit of regular and daily exercise in the open air, so that the invalid may derive every advantage which this form of re-

vulsion is capable of effecting. To an inhabitant of the northern and middle portions of the United States—and the same applies to Great Britain, France, and the northern parts of the old world—a more southern climate alone affords these advantages in an eminent degree. During the summer months, there are few, if any, diseases, which require a milder climate than that of the United States, or of the milder districts of Europe. The temperature of the winter months is, consequently, the most important object of attention. Equability of temperature is essential, inasmuch as all sudden changes interfere with the great desideratum—exercise in the open air. In the whole continent of North America the changes are very sudden and extensive. It is not uncommon for the range to be 40°, between two successive days. So far, therefore, as this applies, the American climate is not well adapted to the invalid. In the southern portions, however, of the Union, this objection is counterbalanced by many advantages.

The following tables exhibit the mean temperature of the year, and of the different seasons—with the mean temperature of the warmest and coldest months at different places in America, Europe, Africa, &c., as deduced from the excellent paper of Von Humboldt on Isothermal Lines, the Meteorological Registers kept by the surgeons of the United States army, the work of Sir James Clark on Climate, &c.

Certain of the tables show the mean monthly temperature, maximum, minimum, and range, as well as the greatest daily, and mean daily range during the corresponding months—but of different years—at some of the prominent retreats for the valetudinarian in Great Britain, on the continent of Europe, and in the African islands. It is proper, however, to remark, that in no situations, except in those to which an asterisk is affixed, was the register thermometer used. In the others, the observations were made during the *day* only, and consequently the numbers given are far below the real range throughout the twenty-four hours. The places are ranged in the order of their mean temperature.

TABLE OF MAXIMUM, MINIMUM, AND RANGE OF TEMPERATURE.

PLACES.	December.			January.			February.			March.			April.		
	max.	min.	range.	max.	min.	range.	max.	min.	range.	max.	min.	range.	max.	min.	range.
Sidmouth*.....	54	25	29	47	21	26	52	27	25	56	26	30	60	31	29
Penzance*.....	56	34	22	54	28	26	55	33	22	59	34	25	62	36	26
Pau.....	56	25	31	56	21	35	60	35	25	65	35	30	71	43	28
Montpellier.....	57	32	25	53	27	26	55	30	25	58	35	23	64	41	23
Nice.....	59	40	19	58	27	31	58	37	21	65	41	24	69	46	23
Rome.....	60	31	29	58	29	29	60	33	27	65	37	28	74	44	30
Naples.....	61	34	27	58	29	29	60	31	29	69	38	31	78	43	35
Madeira.....	68	52	16	69	50	19	68	51	17	69	51	18	72	55	17

TABLE OF MEAN TEMPERATURE.

PLACES.	December.	January.	February.	March.	April.
Sidmouth.....	43 .00	36 .30	42 .00	45 .00	51 .00
Penzance.....	46 .50	43 .00	44 .50	46 .50	48 .50
Pau.....	41 .53	38 .89	44 .96	46 .80	55 .79
Montpellier.....	46 .00	42 .00	45 .00	47 .00	53 .00
Nice.....	48 .60	45 .85	49 .00	51 .45	57 .00
Rome.....	49 .62	47 .65	49 .45	52 .05	56 .40
Naples.....	50 .50	46 .50	48 .50	52 .00	57 .00
Madeira.....	60 .50	59 .50	58 .50	61 .06	62 .50

TABLE OF DAILY RANGE OF TEMPERATURE.

PLACE	December.		January.		February.		March.		April.	
	mean daily range.	greatest daily range.	mean daily range.	greatest daily range.	mean daily range.	greatest daily range.	mean daily range.	greatest daily range.	mean daily range.	greatest daily range.
Sidmouth.....	3	13	4	13	6	12	8	12	9	13
Penzance.....	7	13	7	16	9	16	9	17	8	18
Pau.....	9	14	8	16	9	18	9	17	11	18
Montpellier.....	9	15	11	16	10	18	12	19	13	20
Nice.....	9	13	9	14	11	19	11	18	14	20
Rome.....	9	13	9	14	11	19	11	18	14	20
Naples.....	9	13	9	14	11	19	11	18	14	20
Madeira ^b	11	14	11	17	9	13	10	14	9	13

I. AMERICA, &c.

PLACES.	Latitude.	Mean temperature of several years.	Mean temperature of different seasons.				Mean temperature of	
			Winter.	Spring.	Summer.	Autumn.	warm st month.	coldest month
Nain, Labrador.....	57° 08'	26° 42'	0° 60'	23° 60'	48° 38'	33° 44'	51° 80'	11° 20'
Fort Brady, Mich.....	46° 39'	41° 37'	14° 09'	37° 89'	61° 83'	43° 94'	62° 87'	12° 65'
Quebec, L. C.....	46° 47'	41° 74'	14° 18'	38° 04'	68° 00'	46° 04'	73° 40'	13° 81'
Eastport, Me.....	44° 54'	42° 44'	23° 44'	38° 58'	60° 54'	45° 43'	63° 52'	20° 91'
Fort Howard, Mich.....	44° 40'	44° 50'	20° 82'	41° 40'	68° 70'	45° 18'	73° 67'	17° 95'
Fort Crawford, Miss.....	43° 03'	45° 52'	23° 76'	43° 09'	69° 78'	46° 74'	71° 34'	20° 14'
Cambridge, Mass.....	42° 21'	50° 36'	33° 98'	47° 66'	70° 70'	49° 82'	72° 86'	29° 84'
Council Bluffs, Miss.....	41° 25'	50° 82'	27° 38'	46° 38'	72° 84'	48° 60'	75° 92'	27° 19'
Newport, R. I.....	41° 30'	51° 02'	33° 82'	46° 87'	68° 57'	53° 83'	71° 46'	32° 14'
Philadelphia.....	39° 56'	53° 42'	32° 18'	51° 44'	73° 94'	56° 48'	77° 00'	32° 72'
New York.....	40° 40'	53° 78'	29° 84'	51° 26'	79° 16'	54° 50'	80° 78'	25° 34'
Cincinnati.....	39° 06'	53° 78'	32° 90'	54° 14'	72° 86'	54° 86'	74° 30'	30° 20'
Monticello, Va.....	37° 58'	55° 40'	37° 67'	54° 67'	73° 33'	56° 50'	75° 00'	36° 00'
Washington, D. C.....	38° 53'	55° 56'	36° 80'	53° 83'	75° 90'	56° 59'	79° 13'	34° 66'
Smithville, N. C.....	34° 00'	58° 88'	53° 44'	64° 76'	80° 46'	68° 15'	82° 33'	50° 69'
Charleston, S. C.....	32° 47'	60° 18'	51° 09'	66° 73'	80° 89'	67° 55'	82° 81'	49° 43'
Natchez, Miss.....	31° 34'	64° 76'	48° 56'	65° 48'	79° 16'	66° 02'	79° 70'	46° 94'
Pensacola, Flor.....	30° 28'	68° 77'	55° 13'	69° 67'	82° 57'	69° 05'	83° 55'	53° 80'
St. Augustine, do.....	29° 48'	72° 23'	59° 29'	71° 47'	82° 73'	75° 15'	83° 94'	56° 60'
Tampa Bay, do.....	27° 57'	72° 37'	61° 24'	72° 93'	80° 14'	75° 28'	80° 72'	58° 70'
Vera Cruz.....	19° 11'	77° 72'	71° 96'	77° 90'	81° 50'	78° 62'	81° 86'	71° 06'
Havana.....	23° 10'	78° 08'	71° 24'	78° 98'	83° 30'	78° 98'	83° 84'	69° 98'
Bahamas.....	26° 40'	78° 3'	71.	77.	83.	80.	90.	64.
Barbadoes.....	17° 5'	79° 3'	76° 7'	19.	81.	80.		
Cumana.....	13° 10'	81° 86'	80° 24'	83° 66'	82° 04'	80° 24'	84° 38'	79° 16'

St. Louis, Missouri, Lat. 36° 46'. Mean temperature, 55° .86. New Harmony, Lat. 38° 11'. Mean temperature, 56° .74.
New Orleans, Lat. 30°. Mean temperature, 69° .01. Baton Rouge, Lat. 30° 26'. Mean temperature, 68° .07.
Jamaica, coast, Mean temperature, 80° .6.

2. EUROPE, AFRICA, &c.

PLACES.	Latitude.	Mean temperature of several years.	Mean temperature of different seasons.				Mean temperature of	
			Winter.	Spring.	Summer.	Autumn.	warm'st month.	coldest month.
Geneva.....	48° 12'	49° 28'	34° 70'	47° 66'	64° 94'	50° 00'	66° 56'	34° 16'
Gosport.....	48 1	50 24*	40 44	47 63	62 00	50 38		
Newport, Isle of Wight . . .	50 40	51 00	40 31	49 00	63 09	51 63		
Sidmouth.....		52 10	40 43	50 66	63 83	53 50		
Penzance.....	52 11	51 80	44 03	49 63	60 70	53 36		
Undercliff.....		51 11	42 14	29 26	60 28	52 76		
Hastings.....	50 52	57 00	40 11	45 77	60 45	51 00		
Bute.....	55 42	48 25	39 62	46 66	58 02	48 59		
Cove of Cork.....	51 54	51 58	43 90	49 43	61 26	51 73		
Jersey.....	49 13	53 06	43 82	50 97	62 84	54 63		
Paris.....	48 50	51 08	38 66	49 28	64 58	51 44	65 30	36 14
Pau.....	43 7	54 95	41 79	54 96	67 41	55 64		
Sienna.....	43 24	55 60	40 50	54 10	70 80	57 10		
Nantes.....	47 13	55 62†	42 23	53 10	70 73	56 41	70 52	39 02
Bordeaux.....	44 50	56 48	42 08	56 46	70 88	56 30	73 04	41 00
Montpellier.....	43 36	57 60	44 20	53 33	71 30	61 30		
Aignon.....		58 20	42 60	57 13	74 66	59 00		
Florence.....	43 46	59 00	44 30	56 00	74 00	60 70		
Nice.....	43 42	59 48	47 32	56 23	72 26	61 63		
Marseilles.....	43 17	59 50†	45 50	57 56	72 50	60 08		
Toulon.....	43 07	59 90	43 30	53 70	74 30	59 00		
Leghorn.....	43 33	60 00§	46 30	57 60	74 10	62 00		
Genoa.....	44 25	60 37	44 57	58 60	74 03	62 94		
Pisa.....	43 43	60 60	46 03	57 20	75 15	62 80		
Rome.....	41 53	60 40	45 86	57 74	75 20	62 78	77 00	42 26
Naples.....	40 54	61 40	48 50	58 50	70 83	64 50		
St. Michael's, Azores.....	37 47	62 40	57 83	61 17	68 33	62 33		
Cadiz.....	36 32	62 88	52 90	59 53	70 43	65 35		
Madeira, Funchal.....	32 37	64 56	59 50	62 20	69 33	67 23		
Algiers.....	36 48	69 98	61 52	65 66	80 24	72 50	82 76	60 08
Canaries, Santa Cruz.....	28 28	70 94	64 65	68 87	76 68	74 17		
Cairo.....	30 02	72 32	58 46	73 58	85 10	71 42	85 82	56 12
London, Lat. 51° 30'. Mean temperature, 50° 18' 81.			36.					
Perpignan, Mean temperature, 59° 54.								
Environs of London. Mean temperature, Lyons, Mean temperature, 55° 76.								
Nismes, Mean temperature, 60° 26.								

In the United States, the most favourable region for the phthisical invalid is that of Florida,—especially of Pensacola. St. Augustine is frequently chosen, but it is liable to north-east storms, which interfere with the out-door movements of the valetudinarian, and are the source of much discomfort. Still, great benefit has often been derived from it as a winter retreat. Of the Atlantic Isles, Madeira appears to be best adapted for the consumptive, and those affected with chronic bronchitis. In Italy, Rome, and Pisa,—and in England, Torquay and Undercliff, are to be preferred. Chronic rheumatism and gont are benefited by a warm climate, which, again, is unfavourable to those who are predisposed to cerebral diseases, especially to diseases that are characterized by debility and mobility of the nervous system—as paralysis, epilepsy, mania, &c. Hypochondriasis and dyspepsia require rather change of climate and travelling exercise than a sojourn in any one. (See the Author's Human Health, Philad. 1844.)

For the mortality of different countries and cities, see Mortality.

CLIMATERIC, Climacteric.

CLIMATIC, *Climaticus*. Belonging to, or dependent upon climate.

CLIMATIC DISEASES, *Morbi climatici*, are such as are caused by climate.

CLINE, κλίση, 'a bed.' Hence:

CLINIATER, Clinical physician.

CLINIATRIA, Clinical medicine.

CLINIATRUS, Clinical physician.

CLINICA, Clinical medicine.

CLINICAL, *Clinicus*, (F.) *Clinique*. Relating to a bed.

CLINICAL LECTURE, (F.) *Leçon Clinique*. One given at the bed-side, or on a particular case or cases.

CLINICAL MEDICINE, *Cliniatria*, *Clinica*, *Clinicæ*, (F.) *Médecine clinique*. That which is occupied with the investigation of diseases at the bed-side, or individually.

CLINICAL PHYSICIAN, *Cliniater*, *Cliniaterus*. One who teaches clinical medicine.

CLINICE, Clinical medicine.

CLINICUM, *Clinique*.

CLINIQUE, Clinical. *Clinique*, *Clinicum*, is also occasionally used substantively, for *École Clinique* or *Clinical School*: a school in which medicine is taught by examining diseases on the patients themselves. Thus, the French say,—*La Clinique de la Charité*: "The Clinical School of the Hospital *La Charité*." The term has been introduced into this country, and is occasionally anglicized *Clinic*.

CLINODES, Clinoid.

CLINOID, *Clinoides*, *Clinodes*, *Clinoides*,

from κλινη, 'a bed,' and εἶδος, 'form.' Resembling a bed.

CLINOID PROCESSES, (F.) *Apophyses clinoides*, are four processes at the upper surface of the sphenoid bone, which have been compared to the posts of a bed. On them the pituitary gland rests. They are divided into anterior and posterior. Each of the anterior terminates in a point called *Transverso Spinous Process*.

CLINOIDEUS, Clinoid.

CLINOPODIA, Thymus mastichina.

CLINOPODIUM, VULGARÉ, from κλινη, 'a bed,' and ποῦς, 'foot,' so called from the shape of its flowers. *Wild Basil*, (F.) *Grand Basilic sauvage*. A European plant, which was formerly considered to be an antidote to the bites of venomous animals, to facilitate labour, relieve strangury, stop diarrhœa, &c.

CLIQUEITIS, Crepitation.

CLISEOMETER, *Clisio-meter*, from κλισις, 'inclination,' and μετρον, 'a measure.' An instrument, intended to measure the degree of inclination of the pelvis and to determine the relation between the axis of the pelvis and that of the body.—Osiander, Stein.

CLITBUR, Arctium lappa.

CLITORICARCINOMA, from κλειτορις, 'clitoris,' and καρκινωμα, 'cancer.' Cancer of the clitoris.

CLITORIDES INFERIORES LATI ET PLANI MUSCULI, Constrictores cunni.

CLITORIS, from κλειτορις, 'a servant who invites guests.' (?) *Dulcedo Amor'is*, *Venus*, *Myrtos*, *Æstrum*, *Penis muliebris seu femineus*, *Men'tula muliebris*, *Membrum muliebre*, *Superlabia*, *Cerco'sis*, *Hypoder'mis*, *Nympha*, *Nymphæ*, *Epider'rhis*, *Labi'dinis Sedes*, *Tunic'ula*, *Crista*. A small, round organ, situate at the upper part of the vulva, and separated by a small space from the anterior commissure of the labia. Its base is surrounded by a slight fold, similar to the prepuce; and it is, internally, of the same structure as the *corpora cavernosa penis*. The artery of the clitoris, (F.) *A. Clitorienne*, is a branch of the internal pudic. The vein communicates with the internal pudic, and the nerve with the pudic.

CLITORISM, *Clitoris'mus*. A word, invented to express the abuse made of the clitoris. Also, an unusually large clitoris, *Cerco'sis externa*.

CLITORITIS, *Clitoriti'tis*, from κλειτορις, 'clitoris,' and itis, 'denoting inflammation.' Inflammation of the clitoris.

CLITORITITIS, Clitoritis.

CLITORIUM, Vulva.

CLOACA, (F.) *Cloaque*, from κλωα, 'I wash.' The pouch at the extremity of the intestinal canal, in which the solid and liquid excretions are commingled in birds, fish and reptiles. In the male, it gives exit to the excrements, sperm and urine: in the female, to the eggs, fecal matters, and urine.

CLOANX, Orpiment.

CLOAQUE, Cloaca.

CLOCHE, (F.) A popular expression in France for a blister or other vesicle.

CLOISON, Septum—c. *des Fossés nasales*, Septum narium—c. *Transparente*, Septum lucidum.

CLONIC, *Clon'icous*, from κλονος, 'agitation,' 'motion.' (F.) *Clonique*. Irregular convulsive

motions. Convulsion with alternate relaxation; in contradistinction to *tonic*, which signifies a constant rigidity.—*Clonus*, *Clon'ici partiales*.

CLONIC SPASM, see Spasm.

CLONICI UNIVERSALES, Synclonus.

CLONIQUE, Clonic.

CLONIS, Sacrum.

CLONISM, *Clonis'mus*; same etymon. Clonic spasm.—Baumes.

CLONODES, from κλονος, 'agitation,' and εἶδος, 'resemblance.' Convulsive. Galen applies this term to the pulse, when convulsive, as it were, and unequal. He compares the sensation it communicates to the finger to that produced by a bundle of sticks or rods in vibration.

CLONOS EPILEPSIA, Epilepsy—c. Hydrophobia, Hydrophobia.

CLONUS, Synclonus—c. Nictitatio, Nictatio—c. Palpitatio, Palpitation—c. Pandiculatio, Pandiculation—c. Pandiculatio maxillarum, Yawning—c. Singultus, Singultus—c. Sternutatio, Sneezing—c. Subsultus, Subsultus tendinum.

CLOPEMANIA, Klopemania.

CLOPORTES ORDINAIRES, Onisci aselli.

CLOSE-STOOL, Lasanum.

CLOT, Coagulum—c. of Blood, see Blood.

CLOTBUR, Xanthium.

CLOTHING, Vestitus.

CLOTTY, *Grumo'sus*, (F.) *Grumelous*. Composed of clots.

CLOU, Clavus, Furunculus—o. *Hystérique*, Clavus hystericus—c. *de l'Œil*, Clavus oculi.

CLOUDBERRIES, *Rubus chamæmorus*.

CLOUDBERRY TREE, *Rubus chamæmorus*.

CLOVE, see *Eugenia caryophyllata*—c. *Pink*, *Dianthus caryophyllus*—c. July flower, *Dianthus caryophyllus*.

CLÜBFEET, Kyllosis.

CLUBMOSS, Lycopodium—c. Fir, Lycopodium selago—c. Upright, Lycopodium selago.

CLUNES, Nates.

CLUNE'SIA, from *Clunes*, 'the nates.' *Proctalgia*, *Proctiti'tis*. An inflammation of the buttocks.—Vogel.

CLUNIS, Sacrum.

CLUPEA THRYSSA. The *Yellow-billed Sprat*; a very poisonous fish of the West Indies.

CLYDON, Flatulence.

CLYPEALIS (Cartilago.) Thyroid cartilage.

CLYSANTLIUM, Syringe, Clyster.

CLYSIS, *Clysmus*. Same etymon as clyster. The application of a clyster. Washing out by means of a clyster.

CLYSMA, Clysis, Clyster, Enema—c. *Tonicum*, *Enema fetidum*.

CLYSMATION, same etymon as clyster. A diminutive of clysmata. A small clyster.

CLYSMUS, Clysis, Enema.

CLYSOIRE, (F.) An apparatus for administering enemata, consisting of a long funnel-shaped tube of elastic gum, furnished with a pipe at the apex.

CLYSOPOMPE, Syringe, Clyster.

CLYSTER, *Clyste'rium*, *Clysmata*, *Enclys'ma*, *Clysmus*, *En'ema*, *Lavamentum*, from κλυσις, 'to wash.' (F.) *Clystère*, *Lavement*, *Remède*. A liquid, thrown into the large intestines by means of a syringe, or bladder and

pipe properly prepared, &c.; the nozzle of the syringe or pipe being introduced into the anus. See Enema.

CLYSTÈRE, ANODYNE, Enema anodynum—c. Common, Enema commune—c. Domestic, Enema commune—c. Fetid, Enema fœtidum—c. Pipe, Elasma—c. Purging, Enema catharticum—c. Starch and opium, Enema anodynum—c. Tobacco, Enema tabaci—c. Turpentine, Enema terebinthinæ—c. Uterinus, Sparallium.

CLYSTÈRE, Enema.

CNEME, Leg, Tibia.

CNEMODACTYLÆUS, Extensor communis digitorum pedis.

CNEMOLORDO'SIS, from κνημή, 'the leg,' and λορδοσις, 'the state of being bent forward.' Bending of the leg forward.

CNEMOSCOLIO'SIS, from κνημη, 'leg,' and σκολιωσις, 'bending,' especially sideways. Bending of the leg sideways. The state of being bow-legged, or bandy-legged.

CNEORON, Daphne gnidium.

CNEORUM TRICOC'NUM, *Almererion*, *Aenes'tos*, *Chamaele'a*, *Widow-wail*, *Spurge-Olive*, (F.) *Camelée*. This plant, a native of Southern Europe, contains a very irritating, acrid principle. The ancients employed its leaves as a powerful purgative. It is now sometimes used for deterring ulcers.

CNESIS, *Cnesmos*, *Cnismos*. A painful itching.—Galen.

CNESMA, Itching.

CNESMOS, Cnesis, Itching, Prurigo.

CNICELÆUM, from κνίκος, 'carthamus,' and ελαιον, 'oil.' Oil of carthamus.—Dioscorides.

CNICUS, Carthamus tinctorius—c. Sylvestris, Centaurea benedicta.

CNIDELÆON, *Cnidelæum*, from κνιδεις, 'cnidia,' and ελαιον, 'oil.' Oil made from the grana cnidia or mezereon berries.—Dioscorides.

CNIDIA GRANA, *Cnidii Cocci*, *Coccognidia*, *Ætalion*, *Coccum*. The berries of the *Daphne gnidium*.—Fœsius.

CNIDO'SIS. A pungent itching, compared to that produced by the *Urtica urens* or *Nettle*. (κνιδη).—Hippoc. Urticaria, Urticatio.

CNIP'OTES, *Pruritus*. Itching. The dry ophthalmia, *Xerophthol'mia*.

CNISMOREGMIA, Pyrosis.

CNISMOS, Cnesmos.

CNISSA, see Nidorous.

CNISSOREGMIA, from κνισσα, 'the smell of burnt fat,' and ορεγω, 'I put forth,' *Euctus nidorosus*. A nidorous eructation, as of rotten eggs.

CNYMA, κνυμα. A slight itching. Also, a puncture or vellication.—Galen.

COACUM, *Phytolacca decandra*.

COAGMENTATIO, Gomphosis.

COAGULABLE LYMPH, Fibrin, Liquor sanguinis.

COAGULANTS, *Coagulan'tia*, from *coagulare*,—itself from *co* and *agere*, 'to act together.' Remedies, or poisons, supposed to possess the power of coagulating the blood, or to give consistency to animal fluids. The word and the absurd notions connected with it are equally abandoned.

COAGULATION, *Coagula'tio*, *Thrombo'sis*. The conversion of a liquid into a more or less soft and tremulous mass. Many animal and vegetable fluids are capable of coagulation.

COAGULUM, *Grumus*, (F.) *Caillot*, *Grumeau*, ('a small clot.') A soft mass formed in a coagulable liquid. The *Clot of the Blood* is particularly so called—the *Cruor*, *Insula*, *Placenta*, *Hepar Sanguinis*, *Crassamentum*, *Sanguis concretus*;—the red mass, composed of fibrin, serum, and colouring matter, which separates when the blood is left to itself. See Blood. The word is also applied, in pathology, to the sanguineous concretions, which form in different natural and accidental cavities; and which, when they occur at the mouth of a divided artery, sometimes suspend the flow of blood. This is, indeed, one of the means by which hemorrhage is arrested.

COAG'ULUM ALU'MINIS, *Coag'ulum Aluminosum*, *Cataplasm' alumini*, *Alum curd* or *cataplasm*. This is made by beating the white of egg with a little alum, until a coagulum is formed. It is applied in cases of ophthalmia, where an astringent is necessary.

COALES'CENTE, *Coalescentia*, *Coalit'io partium*, from *coalescere*, 'to run together,' (from *cum*, 'with,' and *alere*, 'to nourish,') *Sym'physis*, *Pros'physis*. The adhesion or union of parts previously separated, as in case of wounds and preternatural adhesions or malformations.

COALITIO PARTIUM, Coalescence.

COALIT'ION, *Coalit'io*. The same etymon as coalescence. It has been used in the same cases; as well as to express the action of several parts of the frame, which have the same nutrition.

COALITUS, Symphysis.

COALTERNÆ FEBRES. A name given to two intermittents, which attack a person at the same time, but whose paroxysms are distinct: so that the attack of one supervenes when the other has ceased. The term *Double Intermittent* expresses the same meaning.

COAPTA'TION, *Coapta'tio*, from *cum*, 'with,' and *aptare*, 'to adjust,' 'adapt,' *Parag'gē*. The act of adapting the two extremities of a fractured bone to each other; or of restoring a luxated bone to its place. Coaptation must be effected gently. Usually, extension and counter-extension are, in the first place, necessary.

COARTICULATIO, Diarthrosis, Synarthrosis.

COARCTATIO, Coarctation, Stricture—c. Ventriculi, Stricture of the Stomach.

COARCTA'TION, *Coarcta'tio*, from *coarctare*, 'to straiten.' Stricture. Avicenna speaks of *Coarctation of the Pulse*.

COAT, BUFFY, *Corium phlogisticum*.

COBALT, PROTOXIDE OF, Smalt.

COBHAM, MINERAL WATERS OF. Cobham is seven miles from Kingston, in Surrey, England. The waters are weak saline purgatives.

COBRA DI CAPELLO, *Crotalus horridus*.

COBWEB, *Aranæa tela*.

COCASH, *Erigeron Philadelphicum*.

COCCARIUM. A very small pill.

COCCHIA, *Cochia*.

COCCI GRANUM, Kermes—c. *Orientsles*, see *Menispermum cocculus*.

COCCIGIO-CUTANÆ SPHINCTER, Sphincter ani externus.

COCCINELLA, *Coccus cacti*.

COCCINEL'LA SEPTEMPUNCTA'TA. *Lady-bird*,

Lady-cow, Lady-bug. This insect, bruised upon an aching tooth, has long been regarded as antidontalgic.

COCC'ION, κοκκίον. A weight, mentioned by Myrepsus; the same as the siliqua.

COCCIONELLA, *Coccus cacti*.

COCCOBALSAMUM, see *Amyris opobalsamum*.

COCCOGNIDIA, *Cnidia grana*.

COCCOLOBA UVIFERA, see *Kino*.

COCCONES, see *Punioa granatum*.

COCCULÆ OFFICINARUM, see *Menispermum cocculus*.

COCCULUS CRISPUS, *Menispermum tuberculatum*—c. *Indi aromatica*, see *Myrtus pimenta*—c. *Indicus*, see *Menispermum cocculus*—c. *Palmatus*, *Columba*—c. *Suberosus*, *Menispermum cocculus*.

COCCUM, *Cnidia grana*, *Kermes*—c. *Baphicum*, *Kermes*—c. *Insectorium*, *Kermes*—c. *Scarlatinum*, *Kermes*—c. *Tinctorium*, *Kermes*.

COCCUS, *Coccus cacti*—c. *Americanus*, *Coccus cacti*.

COCCUS CACTI. The systematic name of the *Cochineal Insect*, *Coccinella*, *Cochinilla*, *Coccionella*, *Cocconilla*, *Cocconilla*, *Ficus Indica grana*, *Coccus Polonicus*, *Scarabaeolus hemisphaericus*, *Cochinelifera cochinilla*, *Coccus Americanus*, *Coccus Indicus Tinctivus*, *Cochinelle*, *Coccus*; The *Cochineal Animal*, (F.) *Cochinille*, *Graine d'Écarlate*. The cochineal insects have a faint, heavy odour; their taste is acrid, bitterish, and astringent: colour blackish-red externally,—purple-red within. They are used chiefly for giving a red colour to tinctures, &c. They were, at one time, esteemed astringent, stimulant, diuretic, and anodyne.

Coccus Ilicis, *Kermes*—c. *Indicus tinctivus*, *Coccus cacti*—c. *Indicus*, see *Menispermum cocculus*—c. *Polonicus*, *Coccus cacti*.

COCCYCEPHALUS, *Coccygocephalus*, from *coccyx* and *κεφαλή*, 'the head.' A monster whose head has the shape of the os coccygis.

COCCYGEAL, *Coccygeus*.

COCCYGE'US, *Coccyge'us*, from *κοκκυγῆς*, because it is inserted into the *coccyx*; *Ischio-Coccygeus*, (F.) *Ischio-coccygien*. Belonging both to the ischium and *coccyx*. The muscle *Ischio-coccygeus*, *Levator Coccygis*, *Triangularis Coccygis*. It arises from the spinous process of the ischium, and is inserted into the extremity of the sacrum; and into nearly the whole length of the os coccygis laterally. It retains the *coccyx* in place, and prevents it from being forced backwards during the evacuation of the feces.

COCCYGIO-ANAL, *Sphincter ani externus*.

COCCYGIO-CUTANÆ SPHINCTER, *Sphincter ani externus*.

COCCYGOCEPHALUS, *Coccycephalus*.

COCCYMELEA, *Prunus domestica*.

COCCYX, 'a cuckoo;' whose bill it is said to resemble; *Os Coccygis Cauda*, *Ossis sacri acumen*, *Os Alagas*, *Rump Bone*, *Caeculus*, *Uropygion*, *Spondylis*, *Spondylium*. An assemblage of small bones, attached to the lower part of the sacrum; the curvature of which it prolongs, and of which it seems to be an appendage. Generally, it consists of four bones. Behind the base of the *coccyx* are two small tubercular eminences. These are called *Cornua of the Coccyx*.

COCHEMAR, *Incubus*.

COCHENILLE, *Coctus cacti*.

COCHERIA, *Cochia*.

COCHIA, *Cochia*, *Cocheria*, from *κοκκος*, 'berry,' 'seed,' or from *κοχυνε*, 'to flow profusely.' An ancient name for several officinal purgative pills; thus called, either because they produced copious evacuations, or because they were shaped like a seed.

COCHIN LEG, see *Elephantiasis*.

COCHINEAL, *Coccus cacti*.

COCHINELIFERA COCHINILLA, *Coccus cacti*.

COCHINILLA, *Coccus cacti*.

COCH'LEA. A *Snail's shell*, (F.) *Limaçon*, *Coquille*. Anatomists have given this name to the most anterior of the three cavities, which constitute the labyrinth of the ear, the *Pelvis Aurium*, *Concha auris interna*, *Cavitas cochlearia*, *C. buccinata*, *Antrum buccinosum*, *Concha Labyrinthi*, *Trochlea labyrinthi*:—and that of *Scala of the Cochlea*, (F.) *Rampes du limaçon*, to two spiral cavities in the interior of the cochlea. One of these scalæ terminates at the *Fenes'tra rotunda*, and is called *Scala tympani*: the other opens at the anterior and inferior part of the vestibule. It is called *Scala vestibuli*.

COCHLEA, *SCALE OF THE*, see *Cochlea*.

COCHLEAR, *Cochleare*—c. *Auriculare*, *Ear-pick*.

COCHLEA'RE, *Cochlear*, *Cochlearium*, from *cochlea*; its bowl resembling a shell. A *spoonful*, (F.) *Cuillerée*; abbreviated in prescriptions usually to *coch*. See abbreviation. Also, a *scoop*.

COCHLEA'RE MAGNUM, a table-spoonful; *C. Medium*, a dessert or pap-spoonful; and *C. Minimum*, a tea-spoonful.

COCHLEA'RIA, from *cochleare*, 'a spoon,' so called from its resemblance.

COCHLEA'RIA ARMORA'CIA, *Raphanus rusticanus*, *Armoracia*, *Raphanus marianus*, *Raphanus sylvestris*, *Horseradish*. Family, *Cruciferae*. *Sex. Syst.* *Tetradynamia Siliculosa*. (F.) *Raisfort sauvage*, *Cron*, *Cron de Bretagne*. The root of horseradish is frequently used at table; and has long been in the *Materia Medica*. It is stimulant and diuretic. Externally it is rubefacient.

COCHLEA'RIA CORON'OPUS, *Coronopus*, *Coronopus Ruelii*, *Wild Scurvy Grass*, *Swine's Cress*, (F.) *Corne de Cerf*. This European plant is considered to be diuretic and antiscorbutic. The term *Coronopus* was given, by the ancients, to various plants.

COCHLEA'RIA HORTENSIS, *Cochlearia officinalis*.

COCHLEA'RIA OFFICINA'LIS, *C. horten'sis*, *Lemon Scurvy Grass*, *Common Scurvy Grass*, (F.) *Cranson*, *Herbe aux cuillers*. It has been considered a powerful antiscorbutic. It is sometimes eaten in salad.

COCHLEARIFOR'MIS, from *cochleare*, 'a spoon,' and *forma*, 'shape;' (F.) *Bec de Cuiller*.

COCHLEARIFORMIS PROCES'SUS, *Cochleariform process*. A small, very thin plate, which separates the bony portion of the Eustachian tube from the canal for the passage of the tensor tympani.

COCHLEARIUM, *Cochleare*.

COCHONE, *κοχωνη*. The junction of the ischium, near the seat or breech.—*Foësius*.

The breech proper, from the hip-bones to the anus. The perinæum, (q. v.). The coccyx.

COCILIO. A weight of eleven ounces.

COCKLE-BUR, Agrimony.

COCKLES, INDIAN, see *Menispermum cocculus*.

COCKMINT, *Tanacetum balsamita*.

COCKUP HAT, *Stillingia*.

COCLES, *Borgne*.

COCO, *Cocos nucifera*.

COCO OF THE MALDIVES, *Cocos de Maldive*. The fruit of a palm, called *Lodoicea* by Comerson. It was formerly termed, in the shops, *Nux Medica*; and enjoyed great reputation.

COCOA, Cacao.

COCOA CACAIVIFERA, Cacao.

COCOBAY, Mal de San Lazaro.

COCOS BUTYRÆA. The name of the plant which affords the *palm oil*, *Oleum palmæ*, obtained chiefly from the fruit, by bruising and mixing the kernels with water, without the aid of heat, by which the oil is separated and rises to the surface. It is of the consistence of an ointment, with little taste, and a strong, though not disagreeable, smell. It is applied to sprains, &c.; but has no advantages over other oils. It has been called, also, *Oleum Palmæ sebaeum*, *O. fixum nucum cocos butyraeæ* and *Mackaw fat*. It is procured likewise from the *Elaeis Guineensis*, and *Elaeis Occidentalis*, two species of palms.

COCOS NUCIFERA, (F.) *Cocotier*. Order, Palmæ. The systematic name of the plant whose fruit is the cocoa nut. (F.) *Coco*. It is an agreeable kernel, but not easy of digestion. *Emulsions, orgeat*, &c., are made from it. The juice of the cocoa, when fermented, forms wine, and arrack is distilled from it.

COCOTE, Influenza.

COCOTIER, *Cocos nucifera*.

COCTIO, Coction, Digestion—c. *Ciborum*, Digestion—c. *Morbi*, Coction.

COCT'ION, *Coc'tio*, *Pepstis*, *Pepan'sis*, *Pepas'mos*, *Symppep'sis*, *Concoct'ion*, from *coquere*, 'to boil.' This word has been employed in various senses. 1. With the ancients, *coction* meant the particular kind of alteration which the food experiences in the digestive organs, particularly in the stomach. It meant a preparation from its *crude* state. 2. It expressed the *maturation* or change, which the humeral pathologists believed morbid matter experiences before elimination. It was considered, that coction, *Coc'tio morbi*, was produced during the violence of the disease; and hence this was called the *Period of Coction*. See *Humorism*.

COD or **CODS,** *Scrotum*.

CODAGAPALA BARK, *Nerium antidysentericum*.

CODE, *Codex*.

CODEIA, *Codeine*.

CODEINE, *Codeinæ*; from *κωδία*, 'a poppy head.' An alkaloid, discovered, by Robiquet, in opium, in 1832. It is soluble in water, alcohol and ether, and unites readily with acids. As a hypnotic, Magendie thinks one grain of codeia equal to half a grain of morphia. The muriate of codeia appears to be stronger than the pure codeia.

CODESELLA, *Anthrax*.

CODEX, a collection of laws. (F.) *Code*.

By extension, a collection of approved medical formulæ, with the processes necessary for form-

ing the compounds, referred to in it. The Parisian Pharmacopœia is styled *Codex medicamentarius*.

CODÆX MEDICAMENTARIUS, *Formulary*, see *Codex*.

CODIA, *Papaver* (capsule.)

CODOCELE, *Bubo*.

CODOSCELLA, *Bubo*.

COCAL, *Cæcal*.

COCITAS, *Cæcitas*.

COCUM, *Cæcum*.

COEFFE, *Caul*.

CÆLIA, *κοιλία, κοίλη*, 'a hollow place.'

This word generally meant a cavity in the body:—the abdomen, (q. v.) in particular. It has also been used for the alimentary canal, &c.:—*ανω κοιλία*, 'the stomach,' *κατω κοιλία*, 'the abdomen.' Also, an alvine evacuation; excrement.

CÆLIAC, *Cæliacus, Gastrocæliacus, Gastrocælius*, (F.) *Cæliaque* ou *Céliaque*, from *κοιλία*, 'the cavity of the abdomen.' Relating to the cavity of the abdomen.

CÆLIAC ARTERY, *A. Cæliaca, Cæliac axis*, (*A. opistogastricæ*, Ch.) *A. Cæliaque, Tronc cæliaque, Trépiéd de la cæliaque*, is situated above the pancreas, and behind the upper part of the stomach. It arises from the anterior part of the abdominal aorta, where it passes between the pillars of the diaphragm, and soon divides into the *coronaria ventriculi, hepatic*, and *splenic* arteries.

CÆLIAC FLUX, *Cæliac Passion, Cæliaca chylosa, Diarrhæa chylosa, D. chymosa, Fluxus chylosus seu cæliacus, Passio cæliaca, P. Ventriculo'sa, Chymoche'zia, Fluor albus intestino'rum, Chylorrhæ'a, Chymorrhæ'a, Cæliaca lactea, Morbus cæliacus, Chyloidiarrhæ'a, Galactodiarrhæ'a, Sedes lactescens, Gastrorrhæ'a*, (F.) *Flux cæliaque*. A species of diarrhæa, in which the food is discharged by the bowels in an undigested condition. By some, defined to be diarrhæa attended with discharges of chyle or chyme. It is, in general, symptomatic of tubercular disease of the mesenteric glands. See *Lientery*.

CÆLIAC PASSION, *Cæliac flux*.

CÆLIAC PLEXUS, *Solar Plexus, Plexus mesenteris pro'prius et max'imus, P. gangliiformis semilunaris*, (*Plexus median ou opistogastrique* Ch.) (F.) *Pl. Cæliac* ou *solaire, Ganglion de VIEUSSENS*, is formed of numerous nervous filaments, which proceed from the semilunar ganglia of the great sympathetic. It is strengthened by several branches of the right and left pneumogastric nerves; it is seated around the trunk of the cæliac artery, behind the stomach, and furnishes the secondary plexuses—the *diaphragmatic, coronary of the stomach, splenic* and *hepatic*, which accompany the arteries of the same name.

CÆLIACA, from *κοιλιακος*, 'cæliac,' (q. v.) Diseases of the digestive organs; the 1st class in Good's *Nosology*. It comprises two orders, *Enterica* and *Splanchnica*.

CÆLIACA CHYLOSA, *Cæliac flux*—c. *Lactea, Cæliac flux*—c. *Renalis, Chyluria*—c. *Urnalis, Chyluria*.

CÆLIÆMIA, *Hyperæmia abdominis, Congestio abdominalis*, from *κοιλία*, 'the abdomen,' and *αἷμα*, 'blood.' Hyperæmia or congestion of the blood vessels of the abdomen.

CÆLIAGRA, *Gastritis seu Enteritis* see

Col'ica seu Diarrhœa arthrit'ica. Gout of the abdomen.

CÆLIALGIA, Tormina.

CÆLIAQUE, TRÉPIED DE LA, Cœliac artery.

CÆLIOCELE, see Hernia, hypogastric.

CÆLIOCHYSIS, Ascites.

CÆLIOCYESIS, Pregnancy, abdominal.

CÆLIODYNIA, Colic.

CÆLIOLYSIA, Diarrhœa.

CÆLION'CUS, *Cæliophy'ma*, from *κοιλια*, 'the abdomen,' and *ογκος*, 'a tumour.' A tumour of the abdomen.

CÆLIOPHYMA, Cœlioncus.

CÆLIOPHYMATA, *Tubercula peritonœi*, from *κοιλια*, 'the cavity of the abdomen,' and *γομα*, 'a hard tumour.' Tubercles of the peritoneum.

CÆLIOPSOPHIA, Borborygmus.

CÆLIOPYOSIS, from *κοιλια*, 'the abdomen,' and *πυωσις*, 'suppuration.' Suppuration in the abdomen or its parietes.

CÆLIORRHŒA, Diarrhœa.

CÆLIORRHŒUMA, *Rheumatis'mus abdom'inis*, from *κοιλια*, 'the abdomen,' and *ρευμα*, 'defluxion, rheumatism.' Rheumatism of the muscles of the abdomen.

CÆLIOSPASMUS, from *κοιλια*, 'abdomen,' and *σπασμος*, 'spasm.' Spasm or cramp of the abdomen.

CÆLO'MA, from *κοιλος*, 'hollow.' A round ulcer of the cornea, broader and deeper than that described under the name *Bothrion*.

CÆLON, Cavity.

CÆLOPH'THALMUS, from *κοιλος*, 'hollow,' and *οφθαλμος*, 'eye.' One who is hollow-eyed.

CÆLOSTOM'IA, from *κοιλος*, 'hollow,' and *στομα*, 'mouth.' A defect in speaking, when the voice seems as if it came from a cavern;—that is, obscure, and as if at a distance.

CÆLOSTOMUS, same etymon. One who has a hollow voice.

CÆLOTES, Cavity.

CÆNÆSTHE'SIS, from *κοινος*, 'common,' and *αισθησις*, 'feeling,' *Cœnæsthê'sis*. Common feeling. Some German writers mean, by this, a sixth sense. It is the feeling of self-existence or individuality, and is manifested by the sense of buoyancy or depression, which we experience without any known cause;—by involuntary shuddering, feeling of chill or glow, &c.

CÆNOLOGIA, Consultation.

CÆNOTES, *κοινοτης*, 'commonness,' from *κοινος*, 'common.' The physicians of the methodic sect asserted that all diseases arise from *relaxation, stricture*, or a mixture of both. These were called *Cœnotes*: or what diseases have in common.

COETUS, Coition.

CŒUR, Heart.

COFFEA ARABICA, (F.) *Cafier*, and *Cafeyer*. Family, Rubiaceæ. Sex. Syst. Pentandria Monogymia. The plant which affords coffee, *Jas'minum Arab'icum*, *Choava*, Bon. Originally from Yemen. *Bunã*, (F.) *Café*.

The infusion of coffee is an agreeable and wholesome article of diet. It is, to a certain extent, a tonic, and is employed as such in convalescence, especially from fevers, &c. In cases of poisoning by opium, and in old asthma, its use has been extolled. For this purpose the *Moka* is the best. It ought to be newly

torrefied, but not too much burnt; should be strong, and drunk soon after grinding. *Factitious Coffees* have been from time to time, recommended, but they are infinitely inferior to the genuine. Various substitutes have been proposed; *wheat, barley, hollyberries, acorns, sunflower seeds, beechmast, peas, beans, su-cory-root, seeds of gooseberries and currants* left in making wine, and washed,—*sliced turnips*, &c. These have been roasted with the addition of a little butter or oil: but they have not the aroma of coffee. The best substitute is said to be the seeds of the *Yellow water flag*—*Gla-diolus luteus* or *Iris pseudacorus*.

Hunt's Economical Breakfast Powder consisted of rye, roasted with a little butter. It is a good substitute for coffee.

COFFEE-TREE, *Gymnocladus Canadensis*.

COFFEE, WILD, *Triosteum*.

COGNITIO PHYSIOLOGICA, Physiology.

COHABITATIO, Coition.

COHABITA'TION, *Cohabita'tio*, from *cum*, 'with,' and *habitare*, 'to dwell.' The act of dwelling together. In legal medicine, it means the consumption of marriage.—*Copulation*.

COHE'SION, *Cohæsio*, from *cum*, 'with,' and *herere*, 'to stick.' *Vis cohæsionis*, *Vis ad-hæsionis*, *Vis attractio'nis*, *Force of cohe'sion*, *Attraction of cohesion*, *A. of aggrega'tion*, is that force in the particles of matter, whereby they are connected in such a way as to resist any attempt towards their removal or separation. This force has to be attended to, in the management of disease. Emollients, rubbed into a part, act by diminishing the cohesion.

COHOBATA'TION, *Cohoba'tio*, *Coho'bium*, *Co'hob*, *Co'hoph*. Distillation of a liquid—already distilled—on the same substances. When this is repeated three or four times, it is called *Rectihobata'tion*.

COHOL. Synonym of Alcohol. Also, a dry collyrium.—*Avicenna*.

COHOSH, *Actæa racemosa*, *Caulophyllum thalictroides*—c. Black, *Actæa racemosa*—c. Blueberry, *Caulophyllum thalictroides*.

COHUSH, *Caulophyllum thalictroides*.

COIFFE, Caul.

COIGN, see *Pyrus cydonia*.

COIGNASSIER, *Pyrus cydonia*.

COINCIDENTIA. Some authors have translated, by this term, the word *parempto'sis*, used by Galen to designate the occlusion of the foramen opticum by a humour, proceeding from the base of the brain, and occasioning blindness.—*Castelli*.

COIN'DICANT, *Coin'dicans*, from *con*, 'with,' and *indico*, 'I indicate.'

COIN'DICANT SIGNS are those which furnish the same indications; or which confirm the indication afforded by another sign:—*ουερε-δεικνυμενα*.

COIRA, Catechu.

COIRAS, Scrofula.

COIT, Coition.

COIT'ION, *Co'itus*, *Co'etus*, from *coïo*, (*con*, and *eo*, 'to go,') 'to go together.' *Copula'tion*, *Copula'tio*, *Cop'ula Carma'lis*, *Aphrodis'ia*, *Aphrodisiasm'us*, *Epip'locê*, *Acces'sus*, *Basia'tio*, *Amplexa'tio*, *Amplex'us*, *Conven'tus*, *Complex'io*, *Conju'gium*, *Agglutina'tio*, *Lagne'a*, *Lagneu'ma*, *Lagnei'a*, *Mizis*, *Perma'stio* *Perma'tio*, *Syndyas'mus*, *Synu'sia*, *Concu'bitus*, *Congres-*

sus, Cohabitatio, Venus, Res Vene'ra, Concu'bitus vene'reus, Homil'ia, Ven'ery, Sexual intercourse, (F.) Coit, Approch, Accouplement. The carnal union of the sexes.

COITUS, Coition—c. Difficilis, Dyssynodus—c. Sodomiticus, Buggery.

COL, Collum.

COLA, Articulation.

COLATIO, see Colatura.

COLATUM, see Colatura.

COLATORIUM, *Hylister*, from *colare*, 'to strain.' A strainer of any kind. (F.) *Couloir*. A term, by which the ancient physicians described every canal or conduit, through which the excrementitious humours of the body are evacuated. Ulcers, fistulae, setons, caustics, &c., have been called *artificial* or *accidental Colatoria*, because they were considered to be passages by which the animal economy is freed from some morbid matter.

COLATU'RA, from *colare*, 'to strain.' *Colatum*, (F.) *Colature*. A filtered or strained liquor. It likewise means straining a liquid,—*Col'atio, Dig'lisis, Digylis'mus, Hy'lisis, Hylis'mus*.

COL'CHESTER, MINERAL WATERS OF. *Aqua Colcestrensis*. The waters of Colchester are of the bitter purging kind, similar to those of Epsom.

COLCHICIA, see Colchicum autumnale.

COL'CHICUM AUTUMNALE, from the country Colchis. *Meadow Saffron, Col'chicum, Coum, (F.) Colchique, True-chien, Mort aux chiens, Safran des prés, Safran bâtarde. Family, Colchicaceæ. Class, Hexandria. Order, Monogynia.* The bulb or root (*Bulbus vel Radix vel Cormus*), and the seeds are the parts used in medicine. The taste is acrid, excoriating the mouth; but the acrimony is lost by drying. It is narcotic, diuretic, and cathartic; and has been given in dropsy, gout, and rheumatism. Dose, from gr. j. to vj. of the fresh bulb. It is supposed to be the active ingredient of the *Eau médicinale d'Husson*. The active principle is called *Colchic'ia*. The Colchicum, in an over dose, is an acro-narcotic poison.

Dr. Wilson's Tincture for the Gout is said to be merely an infusion of Colchicum, or *Col'chicin*.

COLCHICUM ZEYLANICUM, *Kæmpferia rotunda*.

COLCHIQUE, Colchicum autumnale.

COL'COthAR, *Col'cothar Vitrioli, Henri'cus rubens, Chalci'tis, Brown red, Rouge, Crocus, Ozidium Ferri rubrum, Tritox'ydum Ferri, Sulphas Ferri calcinat'um, Ferrum vitriolat'um ustum, Terra vitrioli dulcis, Crocus martis vitriolat'us seu adstrin'gens, (F.) Rouge d'Angleterre, Safran de Mars astringent.* The red oxide of iron, obtained by calcining sulphate of iron to redness, with or without the contact of air. It possesses the general properties of the preparations of iron, and has been applied to stanch blood, &c.

COLD, *Frigus, Psychos, (F.) Froid*. The sensation produced by the abstraction of caloric from our organs,—*Cheimæ, Chimon*. See Heat.

Three degrees of cold are generally distinguished in disease. 1. The simple feeling of cold (*Algor*), 2. *Chilliness (Horror)*, and 3, *Shivering (Rigor)*. Cold is employed in medicine, chiefly, as a refrigerant and sedative.

COLD IN THE EYE, Ophthalmia, catarrhal—c. in the Head, Coryza.

COLEITIS, Colposis.

COLEOCELE, see Hernia.

COLEŒDEMA, Elytrœdema.

COLEOPTOSIS, Prolapsus vaginae.

COLEORRHEXISIS, from *κολοι*, 'a vagina or sheath,' and *ρηξις*, 'rupture.' Laceration or rupture of the vagina.

COLEOSITIS, *Leucorrhœa*.

COLEOSTEGNO'SIS, *Colpostegno'sis, Colpostenochor'ia, Colposymæ'tis*; from *κολοι*, 'a vagina or sheath,' and *στεγνσις*, 'constriction.' Narrowness of the vagina—natural or acquired.

COLÈRE, Rage.

COLES, Penis.

COLEUS, Vagina.

COLIBERT, *Cagot*.

COLIC, *Col'icus*, from *κολον*, 'the colon.' (F.) *Colique*. Relating to the colon.

COLIC ARTERIES, *Arte'ria col'ica*, (F.) *Ar'tères coliques*, are six in number, three of which, given off by the *superior mesenteric*, are called *Colica dextræ*; and three, proceeding from the inferior mesenteric, *Colicæ sinis'træ*. All proceed towards the colon, passing between the two laminae of the peritoneum, which form the mesocolon, where they ramify and anastomose with each other. The first, *Colica dextra, Ramus col'ica dexter*, is called *C. dextra superior, (Mésocolique,—Ch.)* The second, *C. dextra media, Colica media, Ramus colicus medius, Arteria media anastomot'ica, (C. droite, Ch.)* and the third, *C. dextra infer'ior* or *Ileo-colica, (A. caecale,—Ch.)* Of the three *Colicæ sinis'træ*, the first or *superior* is called, by Chaussier, *Colica magna sinis'tra*; the second or *media* is not distinguished from the preceding, as they often arise from a common trunk; and the third is called by Chaussier *Colica parva sinis'tra*. To these arteries as many veins correspond, which open into the great and little mesenteric.

COLIC LOBE OF THE LIVER is the great lobe of that organ.

COLIC, *Col'ica Passio, Colica, Bellyache, Col'icæ, Colicodyn'ia, Caliodyn'ia, Dolores intestino'rum, Dolor col'icus, Dysenteronerv'ia, Antenteronerv'ia, Enter'al'gia, Gripes, Multi'grubs*. In its etymological acceptation, Colic signifies an affection or pain in the colon. But it is employed in a more extensive signification. It includes every acute pain of the abdomen, aggravated at intervals. The word has, however, epithets affixed to it, which render it more or less precise. See Tormina.

COLIC, CRAPULENT, *Colica crapulosa*.

COLIC, DEVONSHIRE, Colic, metallic—c. Horn, Priapismus—c. Lead, Colic, metallic—c. Madrid, Colica Madridensis—c. Menstrual, Colica menstrualis—c. Metallic, Colica metallica—c. Painters', Colic, metallic—c. Plumbers', Colic, metallic—c. of Poitou, Colic, metallic—c. Saturnine, Colic, metallic—c. of Surinam, Colic, metallic—c. Uterine, Colica uterina—c. Worm, Colica verminosa.

COLICA ACCIDENTALIS, *Colica crapulosa*—c. Acuta, Enteritis—c. Arthritica, Cœli-agra.

CO'LICA BILIO'SA, *Bil'ious Colic, (F.) Colique Bili'euse*. Colic, occasioned by an accumulation of bile in the intestines or in its own passages. The treatment required resembles that proper for the next variety.

COLICA CALLO'SA. Colic attended with sense of stricture in some parts of the intestinal ca-

nal; often of flatulency and pain; the flatulency gradually passing off by the stricture; the bowels tardy; at length discharging small liquid stools.

COLICA CONVULSIVA, *C. Spasmodica*, *C. pituitosa*, *C. nervosa*, *C. idiopathica*, *Enterospasmus*. Colic, not the symptom of any other affection. It is characterized by griping pain in the bowels, chiefly about the navel, with vomiting and costiveness,—the pain increasing at intervals. The indications are to clear the intestines, and allay spasm. Calomel and opium—castor oil and opium—emollient and cathartic enemata, with fomentations, wet or dry, to the abdomen, usually succeed.

COLICA CRAPULOSA, *C. accidentalis*, *C. helvolum*, *Crapuleu colic*, *Surfeit*, (F.) *Colique d'Indigestion*. A colic, arising from eating indigestible aliments, or digestible aliments in too great abundance. The remedy is obvious.

COLICA DAMNONIORUM, Colic, metallic—*C. Febricosa*, *Colica inflammatoria*—*C. Figulorum*, *Colica metallica*.

COLICA FLATULENTA, *Inflatio*, *Gastrodynia flatulenta*, *Physospasmus*, *Pneumatosis enterica*, (F.) *Colique flatulente*, *C. flatueuse*, *C. ventreuse*. Colic, arising from an accumulation of air in the intestines. It is very common in infants, and may be relieved by aromatics, especially whea combined with antacids—e. g. oil of aniseed with magnesia.

COLICA HELLONUM, *Colica crapulosa*.

COLICA HEMORRHOIDALIS, *Hemorrhoidal Colic*, (F.) *Colique hémorrhoidale*. A kind of colic, supposed to precede hemorrhoids or to supervene on their suppression.

COLICA HEPATICA, *Hepatalgia*, *Hepatalgia Calculosa*, *Hepatic colic*, (F.) *Colique hépatique*. Pain in the region of the liver, chiefly about the gall-bladder, occasioned by the passing of a biliary calculus through the cystic and choledoch ducts.

COLICA IDIOPATHICA, *Colica convulsiva*—*C. Ileus*, *Ileus*.

COLICA INFLAMMATORIA, *C. Phlogistica*, *C. plethorica*, *C. febricosa*, *C. pulsatilis*, *Inflammatory colic*. The same as enteritis, (q. v.)

COLICA LAPPONICA, see *Seta equina*—*C. Lochialis*, *Dyslochia*—*C. Madridensis*, *Colic of Madrid*—*C. Nervosa*, *Colica convulsiva*, *Colic*, *metallica*—*C. Phlogistica*, *Colica inflammatoria*.

COLICA MADRIDENSIS, *Colic of Madrid*, *Madrid Colic*. A species of colic, endemic in several provinces of Spain, whose nature is not clear. Its symptoms resemble those occasioned by lead.

COLICA MENSTRUALIS, *Menstrual Colic*, (F.) *Colique menstruelle*. Colic, which precedes or accompanies the menstrual evacuation, or which is owing to the suppression of that evacuation.

COLICA METALLICA, *Metallic Colic*, *Painters' Colic*, *Colica Pictonum*, *Colic of Poitou*, *Colica Saturnina*, *C. Figulorum*, *Colic of Surinam*, *Bellon*, *Devonshire Colic*, *Dry Bellyache*, *Saturine Colic*, *Lead Colic*, *Plumbers' Colic*, *Rachialgia Pictonum*, *R. Piclavienisium*, *Morbus Metallicus*, *Colicoplegia*, *Colica Rachialgia*, *Rachialgia*, *Colica Damnoniorum*, *C. Plumbariozum*, *Paralysis rachialgia*, *Colica nervosa*, *Colica Pictonum*, *Palmus Plumbarius*, (F.) *Dysenteronervie Saturnine*, *Colique de Poitou*, *Colique végétale* (?), *Colique des peintres*, *Colique de plomb*, *C. métallique*,

C. Saturnine, *C. des barbouilleurs*. Under this head is generally described the colic produced by lead, as well as the other colics mentioned in the synonymy; and they certainly resemble each other greatly, although some of them are more like bilious colic. There is not much to distinguish this variety of colic from others. The same violent pain about the navel is present, with retraction of the abdomen towards the spine. It is apt also to occasion palsy. The only difference of treatment is in the necessity for employing more opium along with the purgative. The paralytic sequela must be treated by change of air; rubbing the spine, exercise, &c. Treating the disease upon general principles is infinitely more philosophical, and more successful than the empirical management at *La Charité*, Paris, which it is unnecessary to detail.

COLICA NEPHRETICA, *Nephretic Colic*, (F.) *Colique Néphrétique*. Acute pains, which accompany nephritis, and especially calculous nephritis, or the passage of the calculus into the ureters.

COLICA PICTONUM, *Colic*, *metallica*—*C. Pictonum*, *Colic*, *metallica*—*C. Pituitosa*, *Colica convulsiva*—*C. Plethorica*, *Colica inflammatoria*—*C. Plumbariozum*, *Colic*, *metallica*—*C. Pulsatilis*, *Colic*, *inflammatoria*—*C. Rachialgia*, *Colic*, *metallica*—*C. Saturnina*, *Colica metallica*—*C. Spasmodica*, *Colica convulsiva*, *Ileus*—*C. Stipata*, *Colica stercorea*—*C. Ventriculi*, *Cardialgia*.

COLICA STERCORARIA, *Stercoraceous Colic*, *Colica Stipata*, (F.) *Colique stercorale*. A species of colic, ascribed to the retention of fecal matters in the intestines. The retention is itself, however, an effect, that may be caused in the same manner as the colic pains themselves.

COLICA UTERINA, *Hystero-colica*, *Uterine Colic*, (F.) *Colique utérine*. Pain seated in the uterus, sometimes called *Hystericalgia*.

COLICA VERMINOSA, *Helminthocolica*, *Worm Colic*, (F.) *Colique vermineuse*. Abdominal pain, occasioned by the presence of worms in the intestines.

COLICODYNIA, *Colica*.

COLICOPLEGIA, *Colic*, *metallica*.

COLIMACON, *Limax*.

COLIQUE, *Colic*—*r. des Barbouilleurs*, *Colica metallica*—*r. Hépatique*, *Colica hepatica*—*c. d'Indigestion*, *Colica crapulosa*—*c. Métallique*, *Colica metallica*—*c. de Misericorde*, *Ileus*—*c. de Misericorde*, *Ileus*—*c. des Peintres*, *Colica metallica*—*c. de Plomb*, *Colica metallica*—*c. de Poitou*, *Colica metallica*—*c. Saturnine*, *Colica metallica*—*c. Venteuse*, *Colica flatulenta*—*c. Végétale*, *Colic*, *metallica*.

COLIQUES, *Pains* (after.)

COLITIS, from *καλον*, 'the colon,' and *itis*, 'denoting inflammation;' *Coloni'tis*, *Enteritis colica*, (F.) *Inflammation du colon*. Inflammation of the peritoneal or mucous membrane of the colon. The former is termed *Serocolitis*, and *Exocolitis*; the latter, *Endocolitis* and *Dysentery*, (q. v.)

COLIX, *Trochiscus*.

COLLA PISCIIUM, *Ichthyocolla*.

COLLAPSE, *Collapsus*.

COLLAPSUS, *Collapse*, *Concidentia*;—*col*, or *cum*, 'with,' and *labor*; *lapsus*, 'to fall.' (F.) *Affaissement*. A complete prostration of strength, either at the commencement or in the progress of a disease.

COLLAR-BONE, Clavicle.

COLLARD, Dracontium fetidum—c. Cow, Dracontium fetidum—c. Polecat, Dracontium fetidum.

COLLARIUM SALINUM, Halodærum.

COLLATERAL, *Collateralis*, from *cum*, 'with,' and *latus*, 'side.' That which accompanies or proceeds by the side of another.

COLLATERAL ARTERIES OF THE ARM, *Artèriæ Collaterales Bra'chii*, (F.) *Artères Collatérales du bras*. They are given off by the brachial. They are distinguished into, 1. The collateral—superior or external (*Grandes musculaires du bras*—Ch.) which arise from the inner part of the brachial, and extend as far as the inferior and external part of the arm. 2. The collateral—inferior or internal (*Collatérales du Coude*—Ch.) which arise from the brachial, near the elbow-joint, and descend towards the upper part of the fore-arm.

The vessels which pass to the fingers and toes are also called *collateral*.

Speaking generally, *collateral branches* are those which follow nearly the same course as the vessel whence they emanate.

COLLATERALIS, Ischio-cavernosus.

COLLE-CHAIR, Sarcocolla.

COLLE DE POISSON, Ichthyocolla.

COLLECTION, *Collectio*, from *colligere*, 'to collect.' This word is often united to the epithet *purulent*, *serous*, &c., to express a gathering of pus, serum, &c.

COLLESIS, Agglutination.

COLLETICUS, Agglutinant.

COLLEY'S DEPILATORY, see Depilatory.

COLLIC'Æ. 'Drains to collect and convey away water.' See GOUTTIERE. Union of the ducts passing from the puncta lachrymalia. *Collic'ia puncto'rum lachrymalium*.

COLLICULI NERVI ETHMOIDALIS, Corpora striata—c. Nervorum optico'rum, Thalami nervorum optico'rum—c. Vaginæ, Nymphæ.

COLLICULUS CAVÆ POSTERIORIS VENTRICULORUM LATERALIIUM, Hippocampus minor.

COLLIER, (F.) A collar. A name given to certain eruptions which surround the neck like a collar.

COLLIGAMEN, Ligament.

COLLIGATIO, Syndesmosis.

COLLINSONIA CANADENSIS, *Horseweed*, *Horse balm*, *Richweed*, *Richleaf*, *Heal-all*, *Stoneroot*, *Knotroot*, *Knotweed*. This indigenous plant is possessed of diuretic properties, which seem to reside in a volatile oil. Infusion is the best form of administration. The leaves in domestic practice are applied to wounds and bruises.

COLLIQUAMENTUM, from *colliqueo*, (*con* and *liqueo*), 'I melt.' The first rudiments of an embryo.—Harvey.

COLLIQUATION, *Colliquatio*, *Eliquatio*, *Syntex'is*, *Ectex'is*, *Solutio*, *Dissolutio*. The ancients meant, by this term, the progressive diminution of the solid parts, with copious excretion of liquids by one or more passages. They thought, that all the solids melted; and that the liquids, and particularly the blood, lost a portion of their density.

COLLIQUATIVE, *Colliquativus*, *Colliquescens*, from *colliquescere*, 'to grow liquid.' (F.) *Colliquatif*. An epithet given to various

discharges, which produce rapid exhaustion. Hence we say, *Colliquative sweats*, *Colliquative diarrhœa*, &c.

COLLIQUESCENS, Colliquative.

COLLISIO, Contusion.

COLLIX, Trochiscus.

COLLODES, Glutinous.

COLLOID, *Colloides*, from *κόλλα*, 'glue,' and *ειδος*, 'resemblance;' *Cancer alveolaris*, *Carcino'ma alveola're*, (F.) *Cancer alvéolaire*—c. *Gélatiniforme*, *Gelatinous cancer*. An epithet applied to a product of morbid secretion, resembling glue, or particles of jelly inlaid in a regular alveolar bed. The three species of cancer of carcinoma are,—*Encephaloid*, *Scirrhus*, and *Colloid*.

COLLONEMA, from *κόλλα*, 'glue.' A peculiar gelatinous tumour, consisting of a remarkably soft gelatiniform tissue, which trembles on being touched.—J. Müller.

COLLOSTRUM, Colostrum.

COLLOURIUM, Collyrium.

COLLUM, *Cervix*, *Trache'os*, *Auchen*, (F.) *Col*, *Cou*. The part of the body situate between the head and chest. Also, a part of an organ resembling the neck, as in the following cases.

COLLUM ASTRAGALI, *Cervix Astrag'ali*, *Neck of the Astragalus*, (F.) *Col de Pustragale*. A depression, which separates the anterior extremity of the astragalus from its body.

COLLUM COSTARUM, *Cervix Costarum*, *Neck of the Ribs*, (F.) *Col des Côtes*. The narrow part of the ribs, between the head and tubercle.

COLLUM DENTIIUM, *Cervix Dentium*, *Neck of the Teeth*, (F.) *Col ou Collet des Dents*. The part of the teeth between the corona and fang, which is embraced by the gum.

COLLUM FEMORIS, *Cervix Femoris*, *Neck of the Thigh-bone*, (F.) *Col du Fémur*. The long, narrow, and oblique portion of the os femoris, which separates the head from the two trochanters.

COLLUM FIBULÆ, *Cervix Fibulæ*, *Neck of the Fibula*, (F.) *Col du Péron*. A slight narrowness seated below the head or upper extremity of the fibula.

COLLUM HUMERI, *Cervix Humeri*, *Neck of the Hu'merus*. A circular, depressed portion, which separates the head of the os humeri from its two tuberosities. Some surgeons place the neck below the tuberosities, no precise line of demarcation indicating its extent.

COLLUM MANDIBULÆ vel MAXILLÆ INFERIORIS, *Cervix Mandibulæ seu Maxilla Inferioris*, *Neck of the lower jaw*, (F.) *Col de l'os maxillaire inférieure*. A depression observable on each side of the lower jaw, immediately below the condyles.

COLLUM OBSTIPUM, Torticollis.

COLLUM OSSIS MAGNI vel CAPITA'TI, *Cervix ossis magni vel Capita'ti*, *Neck of the Os Magnum*, (F.) *Col du grand Os*. A circular depression beneath the head of this bone of the carpus.

COLLUM RADII, *Cervix Radii*, *Neck of the Radius*, (F.) *Col du Radius*. A narrow portion of the radius, which supports the head of the bone.

COLLUM SCAPULÆ, *Cervix Scapulæ*, *Neck of the Scap'ula*, (F.) *Col de l'Omoplate*. A narrow portion, observable below the glenoid

cavity of the scapula, which seems to separate it, as it were, from the rest of the bone.

COLLUM UTERI, *Cervix Uteri, Jugulum Uteri, Neck of the Uterus*, (F.) *Col. de la Matrice*. A narrow, cylindrical, and flattened portion of the uterus, which terminates inferiorly, and opens into the vagina by the *Os Uteri* or *Os Tinae*. This neck is perceptible on examination *per vaginam*, until near the end of utero-gestation. As the uterus enlarges, however, it becomes shorter and wider, so that a manifest difference exists between its condition at seven and nine months.

COLLUM VESICÆ, *Cervix Vesicæ, Neck of the Bladder*, (F.) *Col. de la Vessie*. The anterior part of the base of the bladder, which resembles the neck of a bottle, and is continuous with the urethra.

COLLURIUM, Collyrium.

COLLUTIO, Gargarism.

COLLUTORIUM, from *colluere*, 'to wash out.' A mouth wash.

COLLUTORIUM ADSTRINGENS, Mel boracis.

COLLUVIES, from *colluo*, 'I cleanse.' Filth, excrement. Discharge from an old ulcer.

COLLUVIES GASTRICA, *Embarras gastrique*.

COLLYRIUM, *Collurium, Collurion*, from *κωλυω*, 'I check,' and *γω*, 'I flow,' or from *κωλα*, 'glue,' and *ουρα*, 'tail;' (F.) *Collyre*. The ancients designated, by this term, a solid medicine, of a long, cylindrical shape; proper to be introduced into the vagina, anus, or nostrils. They are said to have given it this name because it was shaped like a *Rat's Tail*, and because there entered into its composition, powders and glutinous matters.—Celsus, Oribasius, Scribonius Largus. At the present day, Collyrium means an application to the eye. Some are *pulverulent* and *dry*, *Ophthalmempas'ma, Collyrium siccum*, but the greatest part are *liquid*, *Hygrocollyria*; and they receive different epithets, as *astringent, emollient, &c.* The term is now little more than synonymous with *Eye-water*. Collyria are generally extemporaneous formulæ.

COLLYRIUM SICCUM, see Collyrium—c. *Siccum Alexandrinum*, see Alexandrine.

COLOBOMA, *κολοβωμα*, 'any thing truncated or shortened.' A mutilated or maimed organ.

COLOBOMA IRIDIS, *Irido-coloboma*. A congenital peculiarity of the iris, consisting in a fissure of its lower portion, and a consequent prolongation of the iris to the margin of the cornea.

COLOBOSIS, *κολοβωσις*. The act of curtailing or mutilating; mutilation.

COLOCHOLOSIS, from *κολον*, 'the colon,' and *χολη*, 'bile.' Bilious dysentery, *Dysenteria biliosa*.

COLOCYNTH, *Cucumis colocynthis*.

COLOMBINE, COMMON, *Aquilegia vulgaris*.

COLOMBO, *Calumba*.

COLON, *C. Cæcum, Monenterum, Colum, Intestinum majus, I. cellulosum, I. crassum et plenum, I. grande, I. laxum*. That portion of the large intestines which extends from the cæcum to the rectum. It is said to have been so called from *κωλον*, 'hollow,' or from *κωλυω*, 'I arrest,' because the excrements are arrested, for a considerable time, in its sacs, *cellulæ*. The colon is usually divided into four portions.

1. The *right lumbar* or *ascending*, *Colon dextrum*, situate in the right lumbar region, and commencing at the cæcum. 2. *Transverse colon*, *Colon transversum*, or *transverse arch of the colon*, the portion of the colon which crosses from the right to the left side, at the upper part of the abdomen. 3. The *left lumbar* or *descending colon*, *Colon sinistrum*; extending from the left part of the transverse arch, opposite the outer portion of the left kidney, to the corresponding iliac fossa. 4. The *Iliac colon* or *Sigmoid flexure of the colon*, (F.) *Colon iliaque* ou *S. du colon*, the portion of the intestine which makes a double curvature in the left iliac fossa, and ends in the rectum.

The muscular fibres, as in the cæcum, are in three flat stripes, *Tæniæ* seu *Fasciæ Ligamento'sæ*.

COLON, Membrum—c. Inflammation of the, *Colitis*.

COLON, TORPOR OF THE. A disease in which the muscular coat of the colon acts with deficient energy; giving occasion to distention of the intestine, which, by pressing upon other organs, may interfere so much with their functions, as to lead to distressing gastric, cardiac and other disorder.

COLONITIS, *Colitis, Dysentery*.

COLONNE, *Columna*—c. *Vertébrale, Vertébral column*.

COLONNES CHARNUES, *Carneæ columnæ*—c. *Charnues du Cœur, Columnæ carneæ*.

COLOPHANE, *Colophonia*.

COLOPHANY, *Colophonia*.

COLOPHONIA, so called from *Colophon*, a city of Ionia; *Phryete, Prieta, Pix Græca, Resina nigra, Colophony, Colophony; Black Rosin, Pitch, Brown Rosin*, (F.) *Colophone, Colophane, Arcanson, Brai sec*. The black resin, which remains in the retort, after the distillation, by means of a strong fire, of common turpentine. It is used like the turpentine in general, and in some pharmaceutical preparations.

COLOPHONY, *Colophonia*.

COLOQUINTE, *Cucumis colocynthis*.

COLOQUINTIDA, *Cucumis colocynthis*.

COLOR VIRGINEUS PALLIDUS, *Chlorosis*—c. *Virginum fœdus, Chlorosis*.

COLOREËTITIS, *Dysentery*.

COLOSTRA, *Colostrum*.

COLOSTRATIO, *Colostratio*.

COLOSTRATION, *Colostratio*. The diseases of new-born children, attributable to the colostrum.

COLOSTRUM, *Colos'tra, Collostrum, Colus'trum, Trophalis, Protog'ala, Neog'ala, Primum Puer peræ lac, Pytia, Pyetia, (Biestings or Beastings in the cow, &c.)* from *κωλον*, 'food,' (?) (F.) *Béton*. The first milk after accouchement. It contains more serum and butter, and less caseum than common milk, and seems to possess an evacuant property, which renders it fit to aid in the expulsion of the meconium. *Colostrum* formerly meant an emulsion prepared of turpentine and yolk of egg.

COLOUR-BLINDNESS, *Achromatopsia*.

COLOURS, ACCIDENTAL, *Opposite colours, Complementary and Harmonic colours*. If the eye have been for some time regarding a particular colour, the retina becomes insensible to this colour; and if, afterwards, it be turned

to a sheet of white paper, the paper will not seem to be white, but will be of the colour that arises from the union of all the rays of the solar spectrum, except the one to which the retina has become insensible. Thus, if the eye be directed for some time to a red wafer, the sheet of paper will seem to be of a bluish-green, in a circular spot of the same dimensions as the wafer. This bluish-green image is called an *ocular spectrum*, because it is impressed upon the eye and may be retained for a short time; and the colour *bluish-green*, is said to be the *accidental colour of the red*. If this experiment be made with wafers of different colours, other accidental colours will be observed, varying with the colour of the wafer employed, as in the following table:—

Colour of the Wafer.	Accidental colour, or colour of the ocular spectrum.
Red.....	Bluish Green.
Orange.....	Blue.
Yellow.....	Indigo.
Green.....	Violet with a little red.
Blue.....	Orange red.
Indigo.....	Orange-yellow.
Violet.....	Yellow-green.
Black.....	White.
White.....	Black.

If all the colours of the spectrum be ranged in a circle, in the proportions they hold in the spectrum itself, the accidental colour of any particular colour will be found directly opposite. Hence, the two colours have been termed *opposite colours*. It will follow from what has been said, that if the primary colour, or that to which the eye has been first directed, be added to the accidental colour, the result must be the same impression as that produced by the union of all the rays of the spectrum—*white light*. The accidental colour, in other words, is what the primitive colour requires to make it white light. The primitive and accidental colours are, therefore, *complements* of each other; and hence accidental colours have also been called *complementary colours*. They have likewise been termed *harmonic*, because the primitive and its accidental colour *harmonize* with each other in painting.

COLPAL'GIA, from *κολπος*, 'vagina,' and *αλγος*, 'pain.' Pain in the vagina.

COLPATRE'SIA, *Elyttratrosia*, from *κολπος*, 'vagina,' and *απρητος*, 'without opening.' Imperforation of the vagina.

COLPEMPHRAX'IS, from *κολπος*, 'vagina,' and *εμφραξις*, 'obstruction.' Obstruction of the vagina by foreign bodies.

COLPEURYNTER, *Speculum vaginae*.

COLPITIS, *Colpitis*.

COLPOC'ACE, *Edaotitis gangraeno'sa*, *Gangraena genitalium et vaginae*. Putrescence or gangrene of the vagina and labia.

COLPOCACE INFANTY'LLIS, *Edaotitis gangraeno'sa puella'rum*, *Noma pudendo'rum*. Gangrene or putrescence of the vagina and genitals in young children.

COLPOCACE PUERPERA'RUM, *Edaotitis Gangraeno'sa puerpera'rum*, *Tocodomycodoritis maligna vaginalis* (Ritgen). Sloughing of the vagina and genitals in puerperal women.

COLPOCELE, *Elytrocele*.

COLPOCYSTOTOM'IA, from *κολπος*, 'vagina,' *κυστις*, 'bladder,' and *τομη*, 'incision.'

Sectio vagi'no-vesical'is. Lithotomy through the vagina.

COLPODESMORRAPH'IA, from *κολπος*, 'vagina,' *δεσμος*, 'ligament,' and *ραφη*, 'suture.' The removal of a part of the mucous membrane of the vagina for the radical cure of *Prolapsus vaginae et uteri*.

COLPÆDEMA, *Elytrædema*.

COLPOSTOSIS, *Prolapsus vaginae*.

COLPORRHA'GIA, *Elytrorrhagia*, from *κολπος*, 'vagina,' and *ρηγνυμι*, 'I break forth.' Discharge of blood from the vagina.

COLPORRHAPHY, *Elytrorrhaphy*.

COLPORRHEX'IS, *Ruptura vaginae*, from *κολπος*, 'vagina,' and *ρηξις*, 'rupture.' Rupture of the vagina. Also, *colporrhagia*.

COLPORRHŒA, *Lencorrhœa*.

COLPOS, *Sinus, Vagina*.

COLPO'SIS, *Inflammation of the vagina*. Synonymous with *Elytroitis*, *Elytritis*, *Colleititis*, *Colpititis*. See *Lencorrhœa*.

COLPOSTEGNO'SIS, *Coleostegnod'sis*, from *κολπος*, 'vagina,' and *στεγνωω*, 'I close.' *Atresia*, or obliteration of the vagina.

COLPOSTENOC'HORIA, *Coleostegnosis*.

COLPOSTYNIZESIS, *Coleostegnosis*.

COLPOT'OMY, *Colpotomia*, from *κολπος*, 'vagina,' and *τομη*, 'incision.' An incision of the vagina in parturition.

COLT'S FOOT, *Asarum Canadense*, *Tussilago*.

COLUBER BERUS. The systematic name of the viper, *Vipera*, (F.) *Couleuvre*, *Vipère*. A poisonous reptile—the poison lying in small sacs near its teeth. The flesh is innocent, and has been often taken in scrofula, and in cutaneous disorders in general, but it is inefficacious.

COLUBRINA DRACONTIA, *Arum dracunculus*—c. *Lusitanica*, *Euphorbia capitata*—c. *Virginiana*, *Aristolochia serpentaria*.

COLUM, *Colun*.

COLUMBINE, *Aquilegia vulgaris*.

COLUMBO, *Calumba*—c. *American*, see *Calumba*—c. *Marietta*, see *Calumba*.

COLUMELLA, *Pillar, Uvula*.

COLUMN'A, *Column*, (F.) *Colonne*. Anatomists use this word for parts which resemble a column or pillar, (q. v.)

COLUMNA ADSTANS INGUINIBUS, *Penis*—c. *Dorsi*, *Vertebral column*—c. *Oris*, *Uvula*—c. *Spinalis*, *Vertebral column*—c. *Virgininitatis*, *Hymen*—c. *Foraminis ovalis*, see *Ovalis fossa*—c. *Valvulae Vieussenii*, see *Valvula Vieussenii*—c. *Vertebralis*, *Vertebral column*.

COLUMNÆ CARNEÆ, *Columnæ Cordis*, *Lacer'ti vel Lacer'tuli vel Funes vel Fasciculi teretes Cordis*, *Trabes seu Trabeculae Cordis*, (F.) *Colonnes charnues du cœur*. Small, fleshy columns, which project, more or less, into the auricles and ventricles of the heart, whose use appears to be to prevent too great dilatation of those cavities.

COLUMNÆ CARNEÆ of the Rectum, see *Rectum*.

COLUMNÆ NASI. The cartilaginous part of the septum of the nostrils.

COLUMNÆA LONGIFOLIA, *Bahel*.

COLUMNS OF MORGAGNI OR OF THE RECTUM, see *Rectum*—c. of the *Spinal Marrow*, see *Vertebral Nerves*.

COLUS JOVIS, *Salvia sclarea*.

COLUSTRUM, *Colostrum*.

COLUTEA ARBORESCENS, *Bladder*

Senna, (F.) *Bagueaudier*, *Faux Séné*. *Fam.* Leguminoſæ. *Sex. Syst.* Diadelphia Decandria. The leaves are slightly purgative, and are often mixed with those of the cassia senna.

COLUVRINE DE VIRGINIE, *Aristolochia serpentaria*.

COLYMBADES, *Pickled Olives*. These, when bruised and applied to a burnt part, were supposed to be able to prevent vesication.—*Dioscortides*.

COMA, *Semisom'nis*, *Semisopi'tus*, *Semisopor'us*, *Subeth*, (Arab.) A profound state of sleep, from which it is extremely difficult to rouse the individual. It is a symptom which occurs in many diseases. Two varieties are distinguished, 1. *Coma vigil*, *Coma agrypnodes*, *Peruvigil'ium*, *Vigil'ix nim'ix*, *Typhonia*, *Veter'us*, *Veternosit'as*, *Agrypnocoma*, *Carus lethargus vigil*, *Typhom'nia*, (q. v.) which is accompanied with delirium. The patient has his eyes closed, but opens them when called; and closes them again immediately. This state is accompanied with considerable restlessness. 2. *Coma Somnolentum*, *C. Comatodes*;—in which the patient speaks when roused, but remains silent and immovable in the intervals. Coma is a deeper sleep than *sopor*, but less so than *lethargy* and *carus*.

COMA, *Capillus*—c. *Agrypnodes*, see *Coma*—c. *Apoplexia*, *Apoplexy*—c. *Cæsarea*, *Plica*—c. *Comatodes*, see *Coma*—c. *Somnolentum*, *Somnolency*, see *Coma*—c. *Vigil*, see *Coma*.

COMACON, *Myristica moschata*.

COMAROS, *Arbutus unedo*.

COMATA, from *κατα*. Diseases characterized by diminution of the powers of voluntary motion, with sleep or impaired state of the senses.—*Cullen*.

COMATEUX, *Comatose*.

COMATODES, *Comatose*.

COMATOSE, *Comatodes*, *Carot'icus*, *Carodes*, (F.) *Comateux*. Relating to or resembling coma:—as *comatose sleep*, *comatose fever*, &c.

COMBUSTIBILITY, PRETERNATURAL, *Combustion*, human.

COMBUSTIO, *Burn*—c. *Spontanea*, *Combustion*, human.

COMBUSTION, HUMAN, *Spontaneous Combustion*, or *Preternatural Combustibility*, *Catacau'sis*, *Tachencau'sis*, *Incent'ium spontaneum*, *Combustio spontanea*, *Autempres'm'us*, *Catacau'sis ebriosa*, (F.) *Combustion humaine*, *C. spontanée*. These terms have been applied to the extraordinary phenomenon of a rapid destruction of the human body, by being reduced to ashes either spontaneously or by the contact of an ignited substance. It is said to have always occurred in the aged, and in those that were fat and hard drinkers. In such, Dr. Traill has found a considerable quantity of oil in the serum of the blood. Vicq d'Azyr, Lair, and Dupuytren think it necessary, that the body should be placed in contact with an ignited substance. Le Cat, Kopp, and Marc are of opinion that this is not necessary. The former appears to be the true view.

COMBUSTURA, *Burn*.

COMEDONES, see *Acne*.

COMES ARCHIATRORUM, see *Exarchiater*.

COMESTIBLE, (F.) *Edu'lis*, from *come-*

dere, 'to eat.' *Eatable*, (F.) *Édulis*. Esculent. When this word is used substantively, in French as in English, it means solid food.

COMEZ. Half a drop.—*Ruland*.

CONFREY, *Symphytum*—c. *Spotted*, *Pulmonaria*.

COMISTE, *Aliment*.

COMMANDUCATIO, *Mastication*.

COMMEMORATIVE, *Commemorati'vus*, from *commemorare*, (con and memor,) 'to cause to remember.' That which recalls, or rather which is recalled.

COMMEMORATIVE SIGNS, (F.) *Signes commemorati'fs*, are those, deduced from circumstances which have gone before; or rather, according to others, those which point out the preceding condition of the patient. They are also called *Anamnetic signs*.

COMMENSUM, *Symmetry*.

COMMERCIIUM, *Sympathy*.

COMMI, *Gummi*.

COMMINUTED, *Comminutus*, from *comminuere*, (con and minuere,) 'to break to pieces.' (F.) *Comminutif*. A comminuted fracture is one in which the bone is broken into a number of pieces.

COMMINUTION, *Comminutio*, *Thrypsis*, *Leio'sis*. Same etymon. Fracture of a bone into a number of pieces.

COMMISSURA, *Articulation*—c. *Labiorum*, *Prostomia*—c. *Magna cerebri*, *Corpus callosum*—c. *Nervea*, *Syndesmosis*—c. *Ossium carnea*, *Sy sarcosis*.

COMMISSURAL; same etymon as *commis sure*. Of or belonging to a commissure.

COMMISSURE, *Commissura*, *Comp'ages*, *Compagnatio*, *Symphysis*, *Symb'ole*; from *committo*, (con and mitto,) 'I join together.' A point of union between two parts: thus, the commissures of the eyelids, lips, &c., are the angles, which they form at the place of union.

COMMISSURE, ANTERIOR, OF THE BRAIN, *Commissura anterior cerebri*, (F.) *Commissure antérieure du cerveau*. A small medullary fasciculus, situate transversely at the anterior part of the third ventricle, and uniting the two hemispheres.

COMMISSURE, GREAT, OF THE BRAIN, *Commissura Magna Cerebri*, (F.) *Grande commissure du cerveau*, which unites the two hemispheres for some extent, is the *Corpus callosum*.

COMMISSURE, OBLIQUE OR INTERCEREBRAL, see *Valvula Vieussenii*—c. *Optic*, see *Chiasmus*.

COMMISSURE, POSTERIOR, OF THE BRAIN. A medullary band, situate at the posterior part of the third or middle ventricle.

***COMMISSURE OF THE UVEA**, *Ciliary ligament*.

COMMISSURE DE LA CHOROÏDE, *Ciliary ligament*.

COMMO'SIS, from *κομωω*, 'I adorn.' The art of concealing natural deformities, as by painting the face. See, also, *Propolis*.

COMMO'TICE, in the older writers, meant the art of communicating factitious beauty to a person—*Painting the face*; *Comoporia*.

COMMOTIO, *Motion*, *Concussion*—c. *Cerebri*, *Concussion of the brain*.

COMMOTION, *Concussion*—c. *du Cerveau*, *Concussion of the brain*.

COMMUNICANS, from *communis*, 'common.' *Conjunctans*. That which communi-

cates or establishes a communication. *Commu'nicant*. There are two *Arteriæ Communican'tes*, both within the cranium;—the one anterior, very short, and extending transversely from one anterior cerebral artery to the other, —the other posterior, called also *Communicans Willis'ii*, which passes from the internal carotid to the posterior cerebral artery. It is a branch of the basiliary.

COMPACT, *Compactus*, from *con* and *parere*, 'to strike, to fix.' Solid, close. (F.) *Compacte*. The term *Compact Tissue* is given to the hardest and closest parts of bone.

COMPAGES, Articulation, Commissure—c. *Ossium per Lineam Simplicem*, Harmony—c. *Vertebrarum*, Vertebral column.

COMPAGINATIO, Commissure.

COMPAS D'ÉPAISSEUR, see *Pelvimeter*.

COMPASSIO, Sympathy.

COMPEBA, Piper cubeba.

COMPEPER, Piper cubeba.

COMPENIS; from *con*, and *perna*, 'a gammon of bacon with the leg on.' One who has his knees turned inwards. A case of distortion of the legs.

COMPETENTIA MEMBRORUM OMNIUM, Symmetry.

COMPLETIO, Plethora.

COMPLEX, *Complexus*, from *con*, 'with,' and *plectere*, 'to twist.' Embracing several distinct things. Chaussier uses this term in his anatomical descriptions for *complicated*.

COMPLEXIO, Coition, Complexion, Confusio, Temperament.

COMPLEXION, *Complexio*. This is often employed, in English, for the colour of the face, as "He has a good complexion,"—a "salutary complexion," &c. It formerly had a more extensive signification, and still has in France. It signifies the aggregate of physical characters presented by any individual, considered with respect to his external arrangement or condition. It means more than *constitution*, for which it is used synonymously in many cases; and differs from *temperament*, which is less the external condition of the body than the state or disposition of the organs in health.—H. Cloquet.

COMPLEXUS, Complex.

COMPLEXUS MINOR, *Mastoides lateralis*, *Trachelo-mastoides*, (F.) *Trachélo-mastoidien*, *Muscle petit Complexus*. It arises from the transverse processes of the last four cervical vertebræ, and is inserted into the mastoid process.

COMPLEXUS MUSCULUS, *Biventer Cervicis*, *Complexus Major*, *Dorso-trachélo-occipital*, *Trachélo-occipital* (Ch.) (F.) *Muscle grand complexus*. A muscle, situate at the hind part of the neck, where it extends from the interval that separates the two prominent ridges on the posterior surface of the os occipitis to the transverse and articular processes of the last six cervical vertebræ, as well as to those of the first five dorsal. It serves to straighten, incline, and turn the head.

COMPLICATION, *Complicatio*, from *con*, 'with,' and *plicare*, 'to fold.' In medicine, it means the presence of several diseases, *morbi complicati seu perplexi*, or of several adventitious circumstances foreign to the primary disease.

COMPOSIT'ION, *Compositio*, from *componere*, (*con* and *ponere*, 'to place,') 'to place together.' *Synthesis*. The act of composing or compounding,—of medicines for example; *Iamatosyntaxis*. Also, the *Compound*, *Compositum*, or thing compounded. Likewise, a *combination*.

COMPOSITUM, Compound.

TO COMPOUND. Same etymology; to mix medicines. To mingle different ingredients into one whole. Used adjectively, *compound* signifies the result of the union of several medicinal agents, as "a *compound medicine*."

COMPENSATIO, Catalepsy.

COMPRENSIO, Catalepsy.

COMPRESS, *Compressio*, *Splenium*, *Spleniola*, *Splenis'cus*, *Plagula*, *Penicillum*, *Peniculum*, from *comprimere*, (*con*, and *primere*, 'to press,') 'to press together.' (F.) *Compresse*. Folded pieces of lint or rag, so contrived as, by the aid of a bandage, to make due pressure upon any part. According to their shape, direction, and use, compresses have been called *long* ("F.) *longuettes*," *square* (*carrées*), *triangular*, *prismatic*; *graduated* (*graduées*), *split* (*fendues*), *fenêtrées*, *criblées*, *croix de Malte*, *oblique*, *circular*, *dividing* (*divisives*), *uniting* (*unissantes*), *cribriform*, (q. v.) &c.

COMPRESSEUR DE DUPUYTREN, Compressor of Dupuytren—c. *du Nez*, Compressor nasi—c. *de la Prostate*, Compressor prostatae.

COMPRESSIO, Compression, Thlipsis.

COMPRESSION, *Compressio*, *Exercitio*. Same etymology. Pressure; methodical compression. An agent frequently had recourse to in surgery. We compress a limb, affected with *adema*, *varices*, *hydrops articuli*, *callous ulcer*, &c. The abdomen is compressed after delivery, after *paracentesis abdominis*, &c. The compression is produced by means of the roller, laced stocking, &c.; according to the part, and to the particular case. *Moderate pressure* aids the contractility of parts, and excites the action of the absorbents; so that large tumours at times disappear after it has been used for some time. A greater degree of pressure occasions, still more, the emaciation of the part, but it is apt to impede the circulation. *Pressure* is often used to stop or moderate the flow of blood in cases of aneurism or wounds of arteries and veins. In such cases, the compression may be *immediate*, when applied upon the artery itself, or it may be *mediate*, when applied through the integuments and soft parts. The French use the term *Compression immédiate latérale* for that which is exerted perpendicularly to the axis of a vessel, so as to flatten its sides. It is practised with the finger, forceps, tourniquet, compresses, &c.

COMPRESSION OF THE BRAIN. This may arise either from coagula of blood, a soft tumour, a bony excrescence, a depressed portion of the skull, or the presence of some foreign body. The effects vary, according as the compression takes place *suddenly* or *gradually*. When *suddenly*, the symptoms are of the comatose or apoplectic character. When *gradually*; mania, convulsions, &c., are more likely to occur. Compression, arising from a depressed portion of skull, requires the use of the trephine.

COMPRESSIVE, *Compressivus*. That which compresses. A *compressive bandage* is one that compresses the parts to which it is applied.

COMPRESSOR OR COMPRESSORIUM OF DUPUYTREN, (F.) *Compresseur de Dupuytren*. An instrument for compressing the femoral artery, invented by Dupuytren. It is constructed on the same principles as the tourniquet of J. L. Petit, from which it only differs in this respect;—that, instead of being maintained in its place by a strap, which always compresses more or less the circumference of the limb, the two pads are placed at the extremities of a semicircle of steel, which, by passing from one to the other without touching the parts, limits the pressure to two opposite points of the thigh, and permits the collateral circulation to go on.

COMPRESSOR NARIS, *Renasus, Nasalis, Transversalis Nasi, Myrtiformis, Dilatator alarum nasi, Constrictor Nasi, C. Narium, C. Naris, Triangularis Nasi*, (F.) *Maxillonnarinal, Susmaxillo-nasal*,—(Ch.) *Compresseur de nez, Transversal du nez*. A muscle, situated at the sides of the nose; flat and triangular. It arises from the inner part of the fossa canina, and passes to the dorsum of the nose; where it is confounded with that of the opposite side.

COMPRESSOR OR CONSTRICTOR OF NUCK. An instrument for compressing the urethra, to obviate incontinence of urine. It consists of a girdle of iron, which surrounds the pelvis, to which is fixed a plate of the same metal, that compresses the urethra in *perinæo*.

COMPRESSOR PROSTATÆ, *Prostat'icus superior, Pubio-prostat'icus, Sub-pubio-prostat'icus*, (F.) *Compresseur de la prostate*. A muscle, admitted by ALBINUS, which is formed of the anterior fibres of the *Levator ani*, that embrace the prostate. It is the *Prostat'icus superior* of WINSLOW.

COMPRESSOR URETHRÆ. A muscle consisting of two portions—one of which is *transverse* in its direction, and, in consequence of its having been particularly described by Mr. Guthrie, has been called *Guthrie's muscle*. It arises from the ramus of the ischium, and passes inwards to embrace the membranous urethra. The other portion is *perpendicular*, descending from the pubis and passing down to be inserted into the transverse portion of the muscle. This portion has been considered by many to be only the anterior fibres of the levator ani; and having been described by Mr. Wilson, it has been called *Wilson's muscle*.

COMPRESSOR VENÆ DORSALIS PENIS. A small muscle, distinctly seen in animals, less distinctly in man, which arises from the ramus of the pubis, and ascending in a direction forwards is inserted above the vena dorsalis, joining with its fellow of the opposite side on the mesial line. Its use is supposed to compress the vein in erection. It is sometimes called the *muscle of Houston*, after Dr. Houston of Dublin.

COMPRESSORIUM, Compressor.

COMPTONIA ASPLENIFOLIA, *Liquidambar peregrina, L. asplenifolia, Myrica asplenifolia, Sweet Fern, Shrubby Sweet Fern, Sweet bush, Fern bush, Fern gale, Spleenwort bush, Meadow fern, Astringent root*. An indigenous shrubby plant, which grows in sandy

or stony woods from New England to Virginia. It possesses tonic and astringent properties, and is used as a domestic remedy in diarrhœa, &c., in the form of decoction.

COMPUNCTIO, Paracentesis, Puncturing.

CONÆSTHESIS, Cœnæsthesia.

CONARIUM, Pineal gland.

CONATUS, Effort.

CONCARNATIO, Syssarcosis.

CONCASSER, (F.) from *conquassare*, (*con*, and *quassare*, 'to shake much,') 'to break to pieces;' 'to comminute.' To reduce roots, woods, &c. into small fragments; in order that their active principles may be more readily separated from them.

CONCAUSA, *Concaus'sa, Synætion*. A cause which co-operates with another, in the production of disease.

CONCAVITAS CONCHULARIS CEREBRI, Infundibulum of the brain.

CONCAVUM PEDIS, Sole.

CONCENTRANTIA, from *con* and *centrum*, 'a centre.' A name once given to absorbents of acids.

CONCENTRATION, *Concentratio*. A word sometimes used, in medical theories, to express an afflux of fluids, or a convergence of sensibility or of vital force, towards an organ. It is applied, also, to the pulsation of arteries, when not easily felt under the finger.

POULS CENTRÉE, (F.) A term applied by the French to a pulse of the above character.

CONCEPTACULA SEMINARIA, Vesiculæ seminarie.

CONCEPTACULUM, Uterus, Vessel.

CONCEPTIO, Conception—c. Vitiosa, Pregnancy, extra-uterine.

CONCEPTION, *Conceptio, Conceptus, Cye'sis, Androlepsia*, from *concipio*, (*con* and *capio*,) 'I conceive.' The impregnation of the ovum by the positive contact of the male sperm, whence results a new being. In order that conception may take place, it is necessary that there should be a uterus, and that the female should be capable of menstruating in a healthy manner. There is every reason, also, to believe that, occasionally, the male sperm is not fecundating; but of this we know little. The whole subject of conception is most mysterious. It seems to occur as follows. During the sexual union, the male sperm passes along the uterus and Fallopian tubes: the fimbriated extremities of the latter seize hold of the ovarium: and the sperm in this manner comes in contact with a matured ovum, and impregnates it. The fecundated ovum remains some time in the ovarium, but at length bursts its covering, is laid hold of by the fimbriated extremity of the Fallopian tube, and passes along the tube into the cavity of the uterus, where it remains for the full period of utero-gestation. Some are of opinion, that the ovum is not impregnated until it has entered the Fallopian tubes, or uteris.

CONCEPTION, FALSE, *Falsus Conceptus, Spurius germen*, (F.) *Fausse conception, Fausse germe*. An irregular, preternatural conception, the result of which is a mole or some similar production, instead of a properly organized fœtus. See Mole.

CONCEPTUS. The first rudiments of the fœtus, after conception. Also, conception.

CONCEPTUS FALSUS, Conception, false.

CONCHA, *Conchus*. A liquid measure, amongst the Athenians, equal to half an ounce. Anatomists apply this term to several hollow parts of the body;—as the *Concha of the Ear*,—*Concha Auris*, *Concha auriculae*; (F.) *Conque*—the hollow part of the cartilage of the external ear. It has, also, been applied to the genital organs of the female; to the patella, &c.

CONCHA, Patella, Turbinated bone, (middle,) Vulva.—c. *Auris interna*, Cochlea.—c. *Cerebri*, Infundibulum of the brain.—c. *Genu*, Patella.—c. *Inferior*, Turbinated bone, (inferior)—c. *Labyrinthi*, Cochlea.—c. *Morgagniana*, Turbinated bone, (superior)—c. *Narium superior*, Turbinated bone, (superior.)

CONCHÆ NARIUM, Turbinated bones.

CONCHARUM ANTIFEBRILE. A febrifuge and sudorific preparation in Bates's *Pharmacopœia*. It was composed of vinegar, mussel-shells, and water of *Carduus benedictus*.

CONCHO-HELIX. A small, fleshy, fasciculus, attached to the concha of the ear and helix. It is also called the *small muscle of the helix*.

CONCHUS, *Concha*. The cranium, (q. v.) In the plural, it means the orbital cavities.—Castelli.

CONCHUS OCULI, Orbit.

CONCHYLIA, Turbinated bones.

CONCIDENTIA, Collapse.

CONCILUM. A milky plant, referred to by Pliny as aphrodisiac and antiphthisical. Adanson considers it to be a *Campanula*.

CONCOC'TED, *Concôctus*, *Maturatus*, *Peperus*; from *con* and *coquere*, 'to boil.' Brought to maturity; ripe; concocted; digested.

CONCOCTIO, Coction.—c. *Tarda*, *Dyspepsia*.

CONCOCTION, Coction.

CONCOMBRE ORDINAIRE, *Cucumis sativus*—c. *Sauvage*, *Momordica elaterium*.

CONCOMITANS, Concomitant.

CONCOMITANT, *Concomitans*, from *con* and *comitare*, (itself from *comire*,—*cum* and *ire*), 'to go with.' That which accompanies. A symptom which accompanies others.

CONCREMATIO, Calcination.

CONCREMENTA ZOOHYLICA, see Zoohylas.

CONCREMENTUM, Concretion.

CONCRETIO, Adherence, Concretion.—c. *Palpebrarum cum bulbo oculi*, *Symblepharosis*.

CONCRETION, *Concretio*, *Concrementum*, from *concrecere*, (*con*, and *crecere*), 'to condense, thicken, become solid.' *Pezis*, *Sympexis*, *πηξίς*, *συμπεξίς*. The act of becoming thick or solid. It was once used synonymously with adhesion or growing together,—as, "*concretion of the toes*." Most commonly, it is applied to extraneous and inorganic bodies, of a solid character, met with in different textures, after certain chronic inflammations; or which make their appearance in the joints or in the reservoirs for excrementitious fluids. *Concretion* is, therefore, frequently synonymous with *Calculus*, and is then rendered, in Latin, by the word *Concrementum*. But *Concretion* has a more extensive signification than *Calculus*; thus, accidental ossifications or deposits of phosphate of lime in certain organs, and especially in the liver and lungs, are properly called *osseous concretions*. They could not well be called *osseous calculi*.

CONCRETION, FIBRINOUS, SANGUINEOUS, PO-

LYPIFORM or POLYPUS, OF THE HEART, see Polypus.—c. *Intestinalis*, *Calculus of the Stomach and Intestines*.

CONCRETIONES ALVINÆ, Calculi of the stomach and intestines.

CONCUBITUS, Coition.—c. *Venerius*, Coition.

CONCURSUS, from *concurrere*, (*con*, and *currere*, *cursum*, 'to run,') 'to meet together,' *Syn'dromé* (q. v.) The congeries or collection of symptoms, which constitute and distinguish a particular disease.

CONCUS'SION, *Commotio*, from *concutio*, (*con*, and *quater*, 'to shake,') 'I shake together,' *Concus'sio*, *Thlasma Concus'sio*, *Commotio*, *Anasis'mus*, *Tinagma*, (F.) *Commotio*. In *Surgery*, it is used for the agitation often communicated to one organ by a fall upon another; as to the brain from a fall on the breech, &c.

CONCUSSION OF THE BRAIN, *Commotio Cerebri*, *Apoplezia nervosa traumatica*, *Encephalosis'mus*, (F.) *Commotio du Cerveau*, sometimes gives rise to alarming symptoms, even to abolition of the functions of the brain, yet without any sensible organic disease. Slight concussion of the brain, called *stunning*, consists in vertigo, tinnitus aurium, loss of memory, and stupefaction; all these being temporary. When more severe, there is instant loss of sensation and volition, vomiting, the patient being as if in a sound sleep, but there is no stertorous breathing. Pulse variable, generally more rapid and feeble than in compression; extremities cold. Little can be done here, till reaction has occurred: after this, the case must be treated according to general principles,—by bleeding, blisters, cold applied to the head, &c. After severe concussion, a patient, although apparently well, is not safe till some time after the accident.

CONDENSANTIA, from *con*, and *densus*, 'dense;' *Incrassantia*. Medicines esteemed proper for inspissating the humours.

CONDENSATIO, Condensation, Stenosis.

CONDENSATION, *Condensatio*, *Inspissatio*. Increase in density of the blood and other liquids, or of the solids, which enter into the composition of the human body.

CONDIMENT. *Condimentum*, *Ar'tyma*, *Hedys'ma*, *Conditu'ra*, from *condire*, 'to season.' (F.) *Assaisonnement*. Some substances are called, at times, *aliments*, and at others, *condiments*, according as they constitute the basis or the accessory to any dish: such are cream, butter, mushrooms, olives, &c. Others are always *condiments*, as they are only used to improve the savour of food, and contain but little nutritive matter. Such are pepper, salt, cinnamon, &c. Almost all condiments are possessed of stimulant properties.

CONDIT, Confection.

CONDITUM, same etymon. A pharmaceutical compound of wine, honey, and some aromatics, especially pepper. Also, a confection.

CONDITURA CADAVERUM, Embalming.

CONDOM, *Armour*, (F.) *Baudruche*, *Redingote Anglaise*, *Gant des Dames*, *Calotte d'assurance*. The intestinum cæcum of a sheep, soaked for some hours in water, turned inside out, macerated again in weak, alkaline ley,—changed every twelve hours,—and scraped carefully to abstract the mucous membrane, leaving the peritoneal and muscular coats exposed to

the vapour of burning brimstone, and afterwards washed with soap and water. It is then blown up, dried, cut to the length of 7 or 8 inches, and bordered at the open end with a ribband. It is drawn over the penis prior to coition, to prevent venereal infection and pregnancy.

CONDUCTIO, Tonic spasm, Convulsion.

CONDUCTION, VIBRATIONS OF, see Sound.

CONDUCTOR, *Director, Inceptorium*, (F.) *Conducteur*; from *con*, 'with,' and *ducere*, 'to lead.' That which conducts. The *Conductor* was an instrument, formerly used in the high operation for the stone, for directing the forceps into the bladder.

CONDUIT, Canal—*c. Auditif externe*, Auditory canal, external—*c. Auditif interne*, Auditory canal, internal—*c. Auriculaire*, Auditory canal, external—*c. Cholédocus*, Cholechoduct—*c. Déferent*, Deferens vas—*c. d'Eustache*, Eustachian tube—*c. Gutturale de oreille*, Eustachian tube—*c. Labyrinthique*, Auditory canal, internal—*c. Pterygoïdien*, Pterygoid canal—*c. Sousorbitaire*, Suborbital canal—*c. Spermétique*, Deferens (vas)—*c. Thoracique*, Thoracic duct—*c. Vidien*, Pterygoid canal.

CONDUITS ADIPEUX, Fatty canals—*c. Aqueux*, see Aqueous—*c. Aveugles de l'urètre*, see Cæcus—*c. Dentaires*, Dental canals—*c. Éjaculateurs*, Ejaculatory ducts—*c. Lacrymaux*, Lachrymal ducts—*c. Lactifères*, Lactiferous vessels—*c. Nourriciers*, Canals, nutritive—*c. Nutriciers*, Canals nutritive.

CONDYLARTHROSIS, from *κονδύλος*, 'a condyle,' and *ἄρθρον*, 'a joint.' Articulation by condyles. An elongated head or condyle, received into an elliptical cavity.

CONDYLE, *Con'dylè*, *Con'dylus*, *Capitulum*, from *κονδύλος*, 'a knot, eminence.' An articular eminence, round in one direction, flat in the other. A kind of process, met with more particularly in the ginglymoid joints;—such as the condyles of the occipital, inferior maxillary bone, &c. Some anatomists have applied the term, however, to eminences that are not articular,—as to the lateral tuberosities at the inferior extremity of the *os humeri*, and even to certain depressions,—as to the concave articular surfaces or *faces* at the upper extremity of the tibia. Chaussier calls the transverse root of the zygomatic process *Condyle of the temporal bone*.

CONDYLI DIGITORUM MANUS, Phalanges of the fingers.

CONDYLUS, Condylloid.

CONDYLOID, *Condyloï'deus*, *Condyloï'des*, *Condyloï'dus*, from *κονδύλος*, a 'condyle,' and *ειδος*, 'shape.' Having the shape of a condyle.

CONDYLOID FORAMINA, *Foram'ina Condyloï'dea*, (F.) *Trous condyloïdiens*, *Fosses condyloï'diennes*. These are distinguished into *anterior* and *posterior*. They are four in number, seated in the occipital bone;—two anterior, and two posterior to the *condyles* or *condyloid processes* of the same bone, and to depressions, which are called *Fossæ Condyloï'deæ*.

As the word *Condyloïdien* means—"that which has the shape of a condyle,"—it has been judiciously proposed by some French anatomists that *condylien* should be used in preference, in the case of the foramina and fossæ.

CONDYLOMA, *Condyloï'sis*, *Con'dylus*, *Ferruca carno'sa*, from *κονδύλος*, 'a knot,' an

eminence.' A soft, fleshy excrescence, of an indolent character, which appears near the orifice of the genital organs and rectum, and occasionally on the fingers and toes. It is a consequence of the syphilitic virus. Such tumours are also called *Dermophy'mata vene'rea*.

CONDYLOSIS, Condyloma.

CONDYLUS, Condyloma.

CONESSI CORTEX, *Nerium antidysentericum*.

CONFECTIO, *Confection*, from *conf'cio*, (*con*, and *facere*, 'to make.') 'I make up.' *Alig'ubus*, (F.) *Confiture*, *Condit*. In general it means any thing made up or preserved with sugar. In the late London Pharmacopœias, it includes the articles before called electuaries and conserves. *Confectio* or *Confectum* also means *Confectionary*.

CONFECTIO ALKERMES, Alkermes.

CONFECTIO AMYGDALARUM, *Almond Confection*, *Almond Paste*, *Pasta regia*, *P. Amygdal'ina*, *Pasta Emuls'iva*, *Butyrum Amygdal'arum Dul'cium*, (F.) *Confection d'Amandes*. (Sweet almonds ℥ij, gum acacia ℥j, white sugar ℥iv. Blanch the almonds, and beat into a paste.) A good mode of keeping almonds in a state fit for making emulsions.

CONFECTIO ARCHIG'ENI, *C. Pauli'na*. (*Castor*, long pepper, black pepper, storax, galbanum, costus, opium, of each ℥ss, saffron ℥ij, syrup of wormwood ℥ij.) It was much recommended as a stimulant in nervous affections.

CONFECTIO AROMAT'ICA, *Electuarium Aromaticum*, *C. Cardi'aca*, *C. Raleigh'na*, *Aromatic Confection*. *Sir Walter Raleigh's Cordial*. The following is the Ph. U. S. formula. (*Pulv. aromat. ℥vss., croci*, in *pulv. ℥ss. syrup aurant. ℥vj., Mel. despumat. ℥ij.* Rub the aromatic powder with the saffron; then add the syrup and honey, and beat together until thoroughly mixed.) Dose, ℥j to ℥j.

CONFECTIO AURANTIORUM, *C. Aurant'ii Corticis* (Ph. U. S.), *Conser'va Corticium Aurant'ium*, *C. Corticis Ezerio'ris Aurantii Hispan'ensis*, *C. Flav'ed'inis Corticium Aurantiorum Hispan'ensium*, *Conser'va Aurantii*, *C. Citri Aurantii*, *Confection of the Orange*, *Conserve of Orange Peel*. (Yellow part of the peel of the orange lbj, rectified sugar lbij, beat into a conserve.) It is stomachic, and an agreeable vehicle, corrigent, and adjuvant for other remedies. Dose, ℥ss.

CONFECTIO CARDIACA, *Confectio aromatica*.

CONFECTIO CAS'IE, *Electuarium Cassie Fis'tulæ*, *E. Cassie*, *E. e Cassia*; *E. laxativum*, *Conser'va Cassie*, *Electuarium Cassie-tamarindutum seu lenitivum*, *Electuarium e Cassia*, *Diacasia cum Manna*, *Cassia Confection*. (*Cassia pulp ℔ss, manna ℥ij, tamarind pulp ℥j, syrup of roses ℔ss.* Bruise the manna, dissolve by heat, mix the pulp, and evaporate.) It is gently laxative. Dose, ℥ss.

CONFECTIO DAMOCRATIS, Mithridate.

CONFECTIO HAMEC;—so called from an Arabian physician,—was composed of the bark of the yellow myrobalans, black myrobalans, violets, pulp of colocynth, polyopidium of the oak, leaves of wormwood, thyme, aniseed, fennel, red roses, pulps of prunes, raisins, sugar, honey, senna, rhubarb, &c. It was used as a purgative in glysters.

CONFECTIO HYACIN'THI, *Hyacinth Confection*, *Electuarium seu Confectio de Cyco emen-*

da'ta olim dicta de hyacinthis. (P.) A tonic and slightly astringent confection, composed, according to Baumé, of *terra sigillata, crab's stones, cinnamon, leaves of the dittany of Crete, myrrh, saffron, syrup of lemon, camphor, Narbonne honey, oil of lemon, &c.*: and formerly the hyacinth was added, whence its name.

CONFECTIO OPII, *Electuarium Opium, Confectio Opia'ta, Philonium Londinensé, Theriaca Edinensis, Philonium Romanum, Opium Confection, Electuarium Thebaicum, (Hard opium in powder, ℥ivss; Pulv. aromat. ℥vj; Mel. despumat. ℥xiv; mix thoroughly. One grain of opium in 36:—Ph. U. S.)* It is narcotic and stimulant. Dose, gr. x to ℥j.

CONFECTIO PAULINA, *Confectio Archigeni—c. ex. Capitibus papaveris, Diacodium.*

CONFECTIO PIPERIS NIGRI, *Ward's Paste for Fistula.* (Black pepper, elecampane root, each ℥j, fennel seed ℥iij, white sugar ℥iij.) Dose, size of a nutmeg, three or four times a day.

CONFECTIO RALEIGHANA, *Confectio aromatica.*

CONFECTIO ROSÆ CANINÆ (L.), *Conser'va Rosæ Caninæ, Conserva Cynos'batii, C. Cynos'rhodi, Rob Cynos'batos, Confection or Conserve of Dog Rose.* (Pulp of dog rose ℥j, sugar ℥xx. Incorporate.) It is chiefly used as a vehicle for other remedies.

CONFECTIO ROSÆ GAL'LICÆ (L.), *Conser'va Rosæ Gallicæ, Conserva Rosæ, C. Florum Rosarum Rubrarum, C. Florum Rosæ Rubræ, Rhodosac'charum, Sac'charum Rosa'ceum, C. Rosæ Rubræ, Confection of the Red Rose.* (Petals ℥j, sugar ℥iij.) In the Pharmacopœia of the United States, (1842,) the *Confectio Rosæ* is directed to be prepared as follows. *Red Roses, in powder, ℥iv; Sugar, in powder, ℥xxx; Clarified honey, ℥vj; Rose water, f. ℥viij.* Rub the roses with the rose water at a boiling heat; then add gradually the sugar and honey, and beat until thoroughly mixed. It is astringent, and chiefly used as a vehicle for other remedies.

CONFECTIO RUTÆ, *Confection of Rue.* (Rue leaves dried, carraway seeds, bay berries, of each ℥iiss, sagapenum ℥iv, black pepper ℥ij, honey ℥xvj. Mix.) It is given in clysters, as an antispasmodic and carminative.

CONFECTIO DE SANTALIS, *Confection of the Sanders, (F.) Confection de Sandalac.* (Sandal wood, red coral, bole armeniac, terra sigillata, kermes berries, tormentil root, dittany, saffron, myrrle, red roses, calcined hartshorn, cloves.) It was formerly used as an astringent.

CONFECTIO SCAMMONIÆ, *Electuarium Scammonii, Electuarium e Scammonio, Corycostinum, Confection of Scammony, (Powdered scammony ℥iiss, bruised cloves, powdered ginger, sã ℥vj, oil of carraway ℥ss, syrup of roses, q. s.)* A stimulating cathartic. Dose, ℥ss to ʒj.

CONFECTIO SENNÆ, *Electuarium Cassiæ Sennæ, E. Sennæ cum Pulpis, E. Sennæ compositum, Benedictum Lazati'vum, Electuarium aperiens, E. catholicum communè, E. diaprunum, E. ecoproticum, Elect. Sennæ, E. e Sennâ, E. lenitivum, Confection of Senna, &c.* (Senna leaves ℥viij, figs ℥j, tamarind pulp, cassia pulp, pulp of French prunes, each ℥iiss, coriander seed ℥iv, liquorice root ℥iij, sugar ℥iiss, water Oiv.) Rub the senna and coriander together: separate 10 ounces of the powder with a sieve.

Boil the residue with the figs and liquorice root in the water to one half; press out the liquor and strain. Evaporate the liquor by means of a water bath to a pint and a half; add the sugar, and form a syrup. Rub the pulps with the syrup, gradually added; throw in the sifted powder, and beat till thoroughly mixed—Ph. U. S.) It is a laxative, and is used in habitual constipation, and in constipation during pregnancy. Dose ʒss to ʒss.

CONFECTIO DE THURË, *Frankincense Confection, (F.) Confection d'Encens.* A compound of coriander seeds, nutmeg, thus, liquorice, mastich, cubebs, prepared hartshorn, conserve of red roses, sugar, &c.

CONFECTIO, *Confectio—c. d'Amaloes, Confection, almond—c. d'Encens, Confectio de Thure—c. Frankincense, Confectio de Thure—c. of the Orange, Confectio aurantiorum—c. of the Red rose, Confectio rosæ Gallicæ—c. of Rue, Confectio rutæ—c. de Sandaux, Confectio de santalis—c. of the Sanders, Confectio de santalis.*

CONFECTUM, *Confection.*

CONFERVA HELMINTHOCORTOS, *Corallina Corsicana.*

CONFERVA RIVALIS. This species of River Weed has been recommended in cases of spasmodic asthma, phthisis, &c.

CONFIRMANTIA, *Tonics.*

CONFIRMED, *Consummatus.*

CONFITURE, *Confection.*

CONFLUENT, *Confluens, from con, and fluere, 'to flow.'* An epithet for certain exanthematous affections, in which the pimples, pustules, &c., run together. It is particularly applied to small-pox, so circumstanced. Some authors have called scarlatina or scarlet fever *Confluent Measles, Morbilli Confluentes.*

CONFLUENT DES SINUS, *Torcular Hærophili.*

CONFLUENTIA, *Confederatio; same etymon as Confluent.* A term, employed by Paracelsus to express the concordance between a disease and its remedies.

CONFLUXIO, *Sympathy.*

CONFEDERATIO, *Confluentia.*

CONFORMATIO, *Conformation, Structure.*

CONFORMATION, *Conformatio, Diaplo-sis, Diaplas'mus, Structure, from conformare, (con, and formare, 'to form,') 'to arrange, 'dispose.' The natural disposition or arrangement of the body.*

Faulty conformation, (F.) Vice de conformation, is vice of original formation; existing, of course, from birth. In French surgery Conformation is used synonymously with Coaptation, and both it, Diaplasis and Anaplasis mean, also, restoration to the original form—as in fractures, &c.

CONFORTANTIA, *Tonics.*

CONFORTATIVA, *Tonics.*

CONFORTER, (F.), *Confirma'rè, Conforta'rè, Corroborà'rè.* To make stronger—to give energy. *Conforter l'estomac,* 'to strengthen the stomach.'

CONFRICTATION, *Confricatio, from conficere (con, and fricare, 'to rub,') The action of reducing a friable substance to powder, by rubbing it between the fingers; and of expressing the juice of a plant with the hand.*

CONFRICTRIX; from con, 'with,' and fricare, 'to rub.' A female who practises masturbation.

CONFUSÆ FEBRES. Intermittens, whose paroxysms are irregular and confused.—Bellini.

CONFUSIO, from *confundo*, (*con* and *fundere*, 'to pour,') 'I mix together,' *Syn'chisis*. A disease of the eye, which consists in the mixture of the humours.—Galen. In modern times, Synchysis has been applied to a morbid state of the vitreous body, in which it is reduced to a diffuent condition. It has, also, been used synonymously with *Complexio*.

CONFUSIONES ANIMI, Affections of the mind.

CONGELANTIA, Congelativa.

CONGELATIO, Catalepsy.

CONGELATIO, *Congelatio*, *Conglaciatio*, *Gelatio*, from *congelare*, (*con* and *gelare*,) 'I congeal,' 'I freeze.' The action of congealing, of passing to the solid state by the abstraction of heat; as *congelation of water, mercury, &c.* The term had once other acceptations. 1. It was synonymous with *concretion*. 2. With *coagulation*, in which sense it is still occasionally employed. 3. The ancients called all diseases, produced by cold, *congelations*, as well as those in which there was a kind of stupor or torpor—particularly catalepsy. Also, Frost-bite.

CONGELATI'VA MEDICAMENTA, *Conglutinantia*, *Congelantia*. Medicines, considered capable of uniting, or consolidating wounds, &c.

CON'GENER, *Congen'erous*, from *con*, 'with,' and *genus*, 'kind.' (F.) *Congénère*. Of the same kind or species. Resembling each other in some manner. When applied to muscles, it means, that they concur in the same action; in opposition to the word *antagonist*, or that which acts in an opposite direction.

In France *Congénères* is applied to those who join in the dissection of the same subject.

CONGENIALIS, Congenital.

CONGENITÆ NOTÆ, Nævus.

CONGENITAL, *Con'genite*, *Congenial'is*, *Congen'itus*, *Syngen'icus*, from *con*, 'with,' and *genitus*, 'hagotten.' (F.) *Congénial* ou *Congénital*. Diseases which infants have at birth: hence, *Congenital affections* are those that depend on faulty conformation; as *congenital hernia, congenital cataract, &c.* See *Connate*.

CONGESTIO, Congestion—c. Abdominalis, Cœliæmia—c. Pectoris, Stethæmia—c. Pulmonum, Stethæmia—c. Sanguinis, Congestion.

CONGESTION, *Conges'tio*, *Rhopé*, from *congerere*, 'to amass,' 'accumulate,' &c. *Symph'ora*, *Hæmatopog'o'gè*, *Hæmatosymphore'sis*, *Hæmatosyago'gè*, *Hæmorm'e'sis*, *Symphore'ma*, *Symphore'sis*, *Synathrois'mus*, *Synathro'e'sis*, *Sanguinis Conges'tio*, *Engorgement*. Accumulation of blood—*hypercæmia*—in an organ. It is an important symptom in febrile and other disorders. It may arise either from an extraordinary flow of blood by the arteries, or from a difficulty in the return of blood to the heart by the veins. More often, perhaps, it is owing to the latter cause, and is termed *venous congestion, stasis* or *stagnation*—being not unusually attended with symptoms of oppression and collapse.

CONGESTION OF THE ABDOMEN, Cœliæmia, —c. of the Brain, Stethæmia—c. *Cérébrale*, Cephalo hæmia—c. *du Cerveau*, Cephalo hæmia—

c. of the Lungs, Stethæmia—c. *des Pouxons*, Stethæmia—c. *Sanguine rachidienne*, Hypermyelo hæmia.

GENESTIVE FEVER, see Fever, congestive.

CONGLACIATIO, Congelation.

CONGLOBATE, *Conglobatus*, from *conglobare*, (*con*, and *globus*, 'a ball,') 'to collect,' 'to gather into a ball.' (F.) *Conglobé*,

CONGLOBATE GLAND, *Glandula conglobata*, *Glandula Mucosa*, *Hydraden*, *Globate gland*, *Lymphatic ganglion*, (F.) *Glande Conglobée*, *Ganglion lymphatique*. A round body, formed of lymphatic vessels, connected together by cellular structure, but having neither a cavity nor excretory duct. The mesenteric, inguinal and axillary glands are of this class.

CONGLOBÉ, Conglobate.

CONGLOMERATE, *Conglomeratus*, from *con*, and *glomerare*, 'to gather in a heap.' *Glomerate*, *Glomeratus*, (F.) *Congloméré*. Heaped together.

CONGLOMERATE GLANDS, *Glandulæ conglomeratæ*, *Glandulæ vasculosæ*, are those whose lobules are united under the same membrane; as the liver, kidney, testicle, &c.

CONGLOMERATIO INTESTINORUM, Epiploce intestinalis.

CONGLUTINANTIA, Congelativa.

CONGRÈS, (F.) *Congress*, *Congressus*, from *congradi*, *congressus*, (*con*, and *gradi*, 'to go,') 'to go together.' This term, which has often been used synonymously with *Coition*, means, also, the ocular proof, formerly ordered by judicial authority, in the presence of surgeons and matrons, to test the impotence or capabilities of parties;—a most unsatisfactory and indecent exhibition. It was forbidden by the Parliament of Paris in the year 1667.

CONGRESSUS, Coition.

CONI VASCULO'SI. Conical bundles, formed by the vasa efferentia of the testis: having their base towards the epididymis.

CONIA, *κνία*. A wine, prepared by fermenting the must of the grape on tar previously washed in sea-water.—Orfila. See, also, *Lixivium*.

CONIASIS, Incrustation.

CONIOSTOSIS, Pulverization.

CONIS, Pulvis.

CONISTERIUM, Apodyterium.

CONIUM MACULATUM, *Conium*, *Cicut'a*, *Cicut'a major*, *Abi'otes*, *Cicuta terres'tris*, *Cicuta major fat'ida*, *C. vulg'aris*, *Common Hemlock*, *Hemlock*, *Poison parsley*, *Spotted parsley*, (F.) *Ciguë ordinaire*, *C. grande*. *Nat. Ord. Umbelliferae*. *Sex. Syst. Pentandria Digynia*. The leaves and seeds are narcotic and poisonous in an over-dose. Light destroys the virtues of the leaves; and, therefore, the powder should be kept in opaque bottles, well corked. It has been used as a palliative in cancer and other painful affections; but is not equal to opium. Externally, it has been applied in fomentation to cancerous and scrofulous ulcers. Dose, gr. ij. to x.

Da'vidson's Remedy for Concer is said to consist of powdered hemlock and arsenious acid.

CONIUM MOSCHA'TUM, *Araeacha*. A very agreeable and nutritive kind of tuberous vegetable, in flavour not unlike celery, which grows on the coast of Peru, but is more abundant on the projecting ridges of the Cordilleras, and on

the eastern declivity of the Andes. It is cooked by being either simply boiled in water, or made into a kind of soup.—Tschudi.

CONJUNCTIVE, Conjunctiva.

CONJUNCTIVITE, see Ophthalmia—c.

Blennorrhagique, see Ophthalmia.

CONJUGALISON, Conjugation.

CONJUGATION, *Conjugatio*, from *conjugare*, (*con*, and *jugum*, 'a yoke,') 'to yoke together.' (F.) *Conjugaison*. Assemblage, union,—*Conjugium*.

CONJUGATIO'NIS FORAM'INA, (F.) *Trous de conjugaison*. The apertures at the sides of the spine, formed by the union of the notches of the vertebræ. They give passage to the nerves of the spinal marrow, and to the vessels, which enter, or issue from, the vertebral canal.

CONJUGIUM, Coition, Conjugation.

CONJUNCTI (MORBI), from *conjungere*, (*con* and *jungere*,) 'to join together.' Diseases joined together. Authors have distinguished two kinds of these: one, in which the diseases go on simultaneously—*morbi connexi*;—the other, in which they succeed each other—*morbi consequentes*.

CONJUNCTIO, Articulation.

CONJUNCTIVA, CUTICULAR, Xerophthalmia—c. Granular, Trachoma.

CONJUNCTIVA MEMBRANA—c. *Circumcaul'is*, *Epiphep'ycois*, *Tu'nica agnata*, *Tu'nica adnata*, *T. conjunctiva*, *Tunda oculi*, (F.) *Conjunctive*, *Membrane adnée*. A mucous membrane, so called because it unites the globe of the eye with the eyelids. It covers the anterior surface of the eye, the inner surface of the eyelids, and the *caruncula lachrymalis*. It possesses great general sensibility, communicated to it by the fifth pair.

CONJUNCTIVITIS, Ophthalmia—c. *Ægyptiaca*, Ophthalmia, purulent—c. *Blennorrhagica*, see Ophthalmia—c. *Catarrhalis*, Ophthalmia, catarrhal—c. *Gonorrhœica*, see Ophthalmia—c. *Puro-mucosa catarrhalis*, Ophthalmia, catarrhal—c. *Puro-mucosa contagiosa vel Ægyptiaca*, Ophthalmia, purulent.

CONJUNGENS, Communicans.

CONNATE, from *con* and *natus*, 'born with.'

CONNATE DISEASES, (F.) *Maladies connées*, *Morbi connati*, are such as an individual is born with:—*connate* having the same signification as *congenital*. A difference has been made by some, however; those diseases or conditions, which are dependent upon original conformation, being called *congenital*;—whilst the diseases or affections, that may have supervened during gestation or delivery, are termed *connate*.

CONNECTICUT, MINERAL WATERS OF. There is a mineral spring at Stafford in this state; twenty-four miles from Hartford, which has obtained more celebrity than any one in New England. Its principal ingredients are iron and carbonic acid. It, consequently, belongs to the class of acidulous chalybeates. There are other springs in the state, of which, however, little that is accurate is known.

CONNERVATIO, Syndesmosis.

CONNEXIO OSSIU CARNOSA, Syssarcosis—c. *Cartilaginea*, *Synchondrosis*—c. *Ligamentosa*, *Syndesmosis*.

CONNUTRITUS, *Syn'trophos*, from *con*, 'with,' and *nutrior*, 'I am nourished.' A disease is so called which has grown up, as it were,

with an individual, or has been connate with him.—Hippocrates, Galen.

CONOID, *Conoides*, *Conoides*, from *κωνος*, 'a cone,' and *ειδος*, 'shape.' (F.) *Conoide*. Resembling a cone.

CONOID LIG'AMENT. A ligament, passing from the coracoid process to the scapula, and forming part of the *coraco-clavicular* ligament of some anatomists.

CONOIDES CORPUS, Pineal gland.

CONOPHTHALMIA, *Staphyloma corneæ*.

CONQUASSANT, (F.) *Conquassans*, from *con*, 'with,' 'together,' and *quassare*, 'to shake.' *Douleurs conquassantes* are the pains of parturition, at the time of their greatest intensity, when the head is engaged in the pelvis.

CONQUASSATION, *Conquassatio*, *Quassatio*, *Quassatur'a*. Same etymon. A pharmaceutical operation, which consists in dividing, with a pestle, fresh vegetables, fruits, &c. See *Confrication*.

CONQUASSATIONES ANIMI, Affections of the mind.

CONQUE, Concha.

CONSCIOUSNESS, DOUBLE. A somewhat-hulistic condition, in which the individual leads, as it were, two lives, recollecting in each condition what occurred in previous conditions of the same character, but knowing nothing of the occurrences of the other. See *Duality of the Mind*.

CONSECUTIVE, *Consecutivus*, from *con*, 'with,' and *sequor*, 'to follow.'

CONSECUTIVE PHENOM'ENA OR SYMPTOMS, (F.) *Phénomènes ou accidens consécutifs*, are such as appear after the cessation of a disease, or, according to others, during its decline; but without having any direct connexion with it.

CONSENSUAL, see *Instinctive*.

CONSENSUS, Consent of parts, Sympathy.

CONSENSUS OCULO'RUM. The intimate association between the two eyes, as exemplified in their consentaneous action in health, and often in disease.

CONSENT OF PARTS, *Consensus*, *Consensus partium*, *Sympathia*, from *con*, and *sentire*, 'to feel,' (F.) *Consentement des Parties*. That relation of different parts of the body with each other, which is more commonly denominated sympathy.

CONSETEMENT DES PARTIES, Consent of parts.

CONSERVATION, *Conservatio*, *Phylaxis*, from *conservare*, (*con*, and *servare*,) 'to preserve,' (F.) *Conservation*, *Asservation*. The art of preserving any object of pharmacy, any remedial agent, &c., from decay.

CONSERVA, *Conserve*. Same etymon. A pharmaceutical preparation, composed of a vegetable substance and a sufficient quantity of sugar. The London and American pharmacopœias prefer the term *CONFECTION*.

CONSERVA ABSINTHII, *C. Absinthii maritimi*, *Conserve of Wormwood*. (Leaves lbj, sugar lbij.) It has been employed as a tonic, stomachic, and vermifuge.

CONSERVA ANGELICÆ (P.) *Conserve d'Angélique*, *C. of Angelica*. (Pulp of root 25ij parts; white sugar, boiled in a decoction of the root, and reduced to the consistence of a solid electuary, 1000 parts.) It is tonic, aromatic, and stomachic.

CONSERVA DE A'TIO GRAVEOLEN'TE (P.) *Conserve d'Ache*, *Conserve of Smallage*. Prepared

like the preceding. Reputed to have the same properties.

CONSERVA ARI, *Conserve of Arum*. (Fresh root liss, sugar liss.) Esteemed diuretic and stimulant.

CONSERVA AURANTII, *Confectio aurantiorum*—c. Cassiæ, *Confectio cassiæ*—c. Citri aurantii, *Confectio aurantiorum*.

CONSERVA COCHLEARIÆ HORTENSIS, *Conserve of Lemon Scurvy Grass*. (Leaves l*ij*, sugar l*iiij*.) Reputed to be stimulant and antiscorbatic.

CONSERVA CORTICIS EXTERIORIS AURANTII HISPALENSIS, *Confectio aurantiorum*—c. Corticium aurantiorum, *Confectio aurantiorum*—c. Florum rosarum rubrarum, *Confectio rosæ Gallicæ*—c. Cynosbati, *Confectio rosæ caninæ*—c. Cynorrhodi, *Confectio rosæ caninæ*—c. Flavëdinis corticis aurantiorum Hispalensium, *Confectio aurantiorum*.

CONSERVA LU'JULÆ, *C. Foliorum lu'julæ*, *Conserve of Woodsorrel*. (Leaves l*ij*, sugar l*iiij*.) Gratefully acid and refrigerant.

CONSERVA MENTHÆ, *C. Menthæ foliorum*, *C. Menthæ satiivæ*, *Conserve of Mint*. (Leaves l*ij*, sugar l*iiij*.) Stomachic in nausea and vomiting.

CONSERVA PRUNI SYLVESTRIS, *Pulpa prunorum sylvestrium condita*, *C. Prunæ sylvestris*, *Conserve of Sloes*, (Pulp 1 part, sugar 3 parts.) Possessed of astringent properties.

CONSERVA ROSÆ, *Confectio rosæ Gallicæ*—c. Rosæ caninæ, *Confectio rosæ caninæ*—c. Rosæ Gallicæ, *Confectio rosæ Gallicæ*.

CONSERVA SCILLIÆ, *Conserve of Squill*. (Fresh squills ξ , sugar ξ x.) Possesses the diuretic and other virtues of the squill.

CONSERVE, *Conserva*—c. *d' Ache*, *Conserva de apio graveolente*—c. of Aloes, *Conserva pruni sylvestris*—c. of Lemon scurvy grass, *Conserva cochleariæ hortensis*—c. of Mint, *Conserva menthæ*—c. of Orange, (red), *Confectio aurantiorum*—c. of Smallage, *Conserva de apio graveolente*—c. of Woodsorrel, *Conserva lujulæ*—c. of Wormwood, *Conserva absinthii*.

CONSERVES, Spectacles.

CONSIDEN'TIA. This word has two acceptations. 1. It is synonymous with *Apocastasis*; and, 2. It signifies contraction of any cavity or canal:—See *Synezisis*.

CONSISTEN'TIA. A Latin term employed in two senses. 1. When joined to the word *Morb*i or *Etatis*, it expresses the acme of a disease, or the age at which the constitution has acquired its full strength. 2. By *Consistentia humoris* is meant the density of a humour.

CONSOLIDA MAJOR, *Symphytum*—c. Media, *Ajuga*, *Chrysantherum leucanthemum*—c. Minor, *Prunella*—c. *Regalis*, *Delphinium consolida*—c. *Rubra*, *Tormentil*—c. *Saracenia*, *Solidago virgaurea*.

CONSOLIDAN'TIA, *Consolidati'va Medicamentâ*, from *con*, and *solidus*, solid. Substances, formerly given for the purpose of consolidating wounds, or strengthening cicatrices.

CONSOLIDATIVA, *Consolidantia*.

CONSO'MMÉ, *Consummatum*, *Zomos*. Soup, strongly charged with gelatin, and consequently very nutritious, although not proportionably easy of digestion.

CONSO'MPTION, *Consumption*.

CON'SONAN'T, *Con'sonans*, from *consono*,

'to sound together,' *con*, 'with,' and *sono*, 'to sound,' because it is generally believed that a consonant cannot be properly expressed, except when conjoined with a vowel. Physiologically, a breath, or a sound produced in the larynx, which suffers more or less interruption in its passage through the vocal tube.

CONSORTIUM, *Symphaty*.

CONSGUDE, *GRANDE*, *Symphytum*.

CONSOUD, *MIDDLE*, *Ajuga*.

CONSPERSIO, *Catapasma*.

CONSPICILLA, *Spectacles*.

CONSPIRATIO, *Symphaty*.

CONSTELLA'TUM UNGUEN'TUM. An ointment composed of cleansed earthworms! dried and pulverized; and of the fat of the bear or wild boar. It was formerly employed in toothache, and to hasten the cicatrization of wounds.

CONSTERNATIO, *Stupor*.

CONSTIPATIO, *Constipation*, *Stegnosis*.

CONSTIPATION, *Constipatio*, from *constipare*, (*con* and *stipare*), 'to cram close.' *Obstipatio*, *Adstrictio*, *Arctatio*, *Obstipatio* seu *Retentio alvi'na*, *Ischocoi'lia*, *Alvus adstricta*, *A. Tarda*, *A. Dura*, *Obstructio* seu *Suppressio alvi*, *O. Ductus alimentarii*, *O. intestinalis*, *Torpor intestino'rum*, *Stypsis*, *Constipatio alvi*, *Coprostasis*, *Acopria*, *Acoprosis*, *Coproëpisthesis*, *Ischocopria*, *Dysco'lia*, (F.) *Échauffement*, *Ventre resserré*, *Costiveness*, *Fæcal Retention*, *Alvine obstruction*. A state of the bowels, in which the evacuations do not take place as frequently as usual; or are inordinately hard, and expelled with difficulty. It may be owing either to diminished action of the muscular coat of the intestines, or to diminished secretion from the mucous membrane, or to both. Cathartics will usually remove it; after which its exciting and predisponent causes must be inquired into and obviated to render the cure permanent.

CONSTITUENS, *Vehicle*, see *Prescription*.

CONSTITUTIO, *Habit of body*—c. *Nervosa*, *Nervous diathesis*.

CONSTITUTION, *Constitutio*, *Catas'tasis*, *Status*, from *con*, and *statuere*, from *stare*, 'to stand.' A collection of several parts, forming a whole. In medicine, *Constitution* means the state of all the organs of the human body considered in regard to their special and relative arrangement, order, or activity. A good constitution is one in which every organ is well developed, and endowed with due energy, so that all perform their functions with equal facility. Any want of equilibrium in their development and energy forms a difference in the constitution. We say that a man is of a good or robust, a delicate or weak constitution, when he is commonly healthy, or commonly labouring under, or unusually susceptible of, disease.

CONSTITUTION OF THE AT'MOSPHERE, *Constitutio A'ëris*, (F.) *Constitution Atmosphérique*. The condition of the atmosphere, as regards dryness and humidity, temperature, heaviness, direction of the winds, &c., considered as respects its influence on the animal economy.

CONSTITUTION, EPIDEM'IC, *Constitution Médicale*, (F.) *Constitution médicale*, *C. épidémique*. The aggregate of meteorological conditions, so far as they are appreciable, during which diseases prevail epidemically.

CONSTITUTIONAL, (F.) *Constitutionnel*. Belonging to the constitution of an individual; to his manner of being; as *constitutional phthisis*, *c. gout*, &c. By some, this epithet has been given to diseases, produced by the constitution of the atmosphere; but this acceptation is not common.

CONSTRICTEURS DE LA VULVE, *Constrictores cunni*—*c. du Vagin*, *Constrictores cunni*.

CONSTRICATIO, *Astriction*, *Systole*.

CONSTRICATIVA, *Styptics*.

CONSTRICTOR, from *constringere*, (*con*, and *stringere*), 'to bind.' (F.) *Constricteur*. That which binds in a circular direction. A sphincter (*q. v.*) Different muscles are so called.

CONSTRUCTOR ANI, *Sphincter ani externus*—*c. of Nuck*, *Compressor of Nuck*.

CONSTRICTORES ALARUM NASI, *Depressor alæ nasi*—*c. Isthmi faucium*, *Glossostaphylinus*—*c. Nasi*, *Compressor naris*—*c. Oris*, *Orbicularis oris*—*c. Palpebrarum*, *Orbicularis palpebrarum*.

CONSTRICTORES CUNNI, *Clitoridis inferiores latè et plani musculi*, *Sphincter Vaginæ*, (F.) *Constricteurs du vagin*, *C. de la Vulve*. Small muscles, which originate beneath the clitoris, descend along the sides of the vagina, and terminate by becoming confounded with the *transversus perinæi* and *external sphincter ani* muscles. Their use is to contract the entrance of the vagina.

CONSTRICTORES LARYNGIS, *Lieutaud* describes, under the name *Grand constricteur du larynx*, the muscle *Crico-arytenoideus lateralis* with the *Thyro-arytenoideus*.

CONSTRICTOR ŒSOPHAGI, *Constrictor of the Œsophagus*, (F.) *Constricteur de l'Œsophage*, *Muscle œsophagien*. A fasciculus of fleshy, circular fibres, at the upper part of the œsophagus.

CONSTRICTORES PHARYNGIS, *Constrictors of the Pharynx*, *Sphincter Gulae*. Muscular expansions which assist in forming the parietes of the pharynx. Three of these are generally admitted. 1. The *Constrictor Pharyngis inferior*, *Crico-Pharyngeus* and *Thyro-pharyngeus*, (F.) *Crico-thyro-pharyngien*. It is broad, very thin, quadrilateral, seated superficially, extending from the thyroid and cricoid cartilages as far as the middle of the pharynx, and uniting, on the median line, with that of the opposite side. 2. The *Constrictor Pharyngis Medius*, *Hyo-pharyngeus* and *Chondro-pharyngeus*, *Syndesmo-pharyngeus*, (F.) *Hyo-glossobasi-pharyngien*, occupies the middle part of the pharynx. It is triangular, and attached, anteriorly, to the great and little cornu of the os hyoides; to the stylohyoid ligament; and terminates, posteriorly, by joining its fellow of the opposite side. 3. The *Constrictor Pharyngis superior*, *Cephalo-pharyngeus*, *Glossopharyngeus*, *Mylo-pharyngeus*, *Pterigo-pharyngeus*, (F.) *Pterigo-syndesmo-staphili-pharyngien*, is quadrilateral, and extends from the internal ala of the pterygoid process, from the inter-maxillary ligament, from the internal oblique line of the jaw, and from the base of the tongue to the posterior part of the pharynx.

The constrictors of the pharynx contract it. They can likewise approximate the ends to each other. *Chaussier* considers those and the

stylo-pharyngeus as but one muscle, and includes all under this last name.

CONSTRINGENTIA, *Astringents*, *Styptics*.

CONSUETUDO, *Habit*—*c. Menstrua*, *Menses*.

CONSULTATION, *Consulta'tio*, *Deliberatio*, *Cœnolog'ia*, *Conten'tio*, *Symboleu'sis*, from *consulere*, *consultum*, 'to hold council.' This word has several acceptations. In English, it means, almost always, the meeting of two or more practitioners, to deliberate on any particular case of disease. In France, it signifies the written result of such deliberations, as well as the opinion of a physician, given to a patient, who consults him, either personally or by writing.

CONSULTING PHYSIC'IAN or **SURGEON**, (F.) *Médecin on Chirurgien consultant*. One who consults with the attending practitioner, regarding any case of disease. Some physicians, surgeons, and accoucheurs confine themselves to consulting practice.

CONSUMMATUM, *Consummé*.

CONSUMMATUS, from *con*, *cum*, 'with,' and *summus*, 'the whole.' Confirmed; established; developed,—as *Phthisis consummata*; 'confirmed consumption.'

CONSUMPTION, from *consumere*, (*con* and *sumere*), 'to waste away;' *Consumptio*, *Consum'tio*, *Syntex'is*, (F.) *Consumption*. Progressive emaciation or wasting away. This condition precedes death in the greater part of chronic diseases, and particularly in *phthisis pulmonalis*: on this account it is, that phthisis has received the name *consumption*.—See *Phthisis*. *Fèvre de Consumption*, *Consumptive fever*, is the same as *Hectic fever*, (*q. v.*)

CONSUMPTION OF THE BOWELS, *Enterophthisis*—*c. Pulmonary*, *Phthisis pulmonalis*.

CONSUMPTIVA. Same etymology. *Cautics*, used for the destruction of fungi. *Burnt alum*, *lunar caustic*, &c., were formerly so called.

CONSUMTIO, *Consumption*.

CONTABESCENTIA, from *contabescere*, (*con* and *tobescere*), 'to grow lean.' *Consumption*, *marasmus*, *atrophy*, &c.

CONTACT, *Contactus*, from *con* and *tangere*, 'to touch.' The state of two bodies that touch each other. In the theory of contagious diseases, we distinguish *immediate* or *direct contact*, as when we touch a patient labouring under one of those diseases; and *mediate* or *indirect contact*, when we touch, not the patient himself, but objects that have touched or emanated from him. The air is, most commonly, the medium by which this last kind of contact is effected.

CONTA'GION, *Contag'io*, *Contag'es*, *Contagium*, *Aporrhæ'a*, *Apoc'rysis*. Same etymon. The transmission of a disease from one person to another by direct or indirect contact. The term has, also, been applied, by some, to the action of miasmata arising from dead animal or vegetable matter, hogs, fens, &c., but in this sense it is now abandoned. Contagious diseases are produced either by a virus, capable of causing them by inoculation, as in small-pox, cow-pox, hydrophobia, syphilis, &c., or by miasmata, proceeding from a sick individual, as in plague, typhus gravior, and in measles and scarlatina. *Scrofula*, *phthisis pulmonalis*, and

cancer, have, by some, been esteemed contagious, but apparently without foundation. Physicians are, indeed, by no means unanimous in deciding what diseases are contagious, and what not. The contagion of plague and typhus, especially of the latter, is denied by many. It seems probable, that a disease may be contagious under certain circumstances and not under others. A case of common fever, arising from *common causes*, as from cold, if the patient be kept in a close, foul situation, may be converted into a disease, capable of producing emanations, which may excite a similar disease in those exposed to them. *Contagion* and *infection* are generally esteemed synonymous. Frequently, however, the former is applied to diseases not produced by contact; as measles, scarlet fever, &c., whilst *infection* is used for those that require positive contact; as itch, syphilis, &c., and conversely. Diseases, which cannot be produced in any other way than by contagion, are said to have their origin in *specific contagion*; as small-pox, cow-pox, measles, hydrophobia, syphilis, &c. Those which are produced by contagion, and yet are supposed to be sometimes owing to other causes, are said to arise from *common contagion*; as typhus, cynanche parotidæa, &c.

CONTAGIOUS, *Contagiosus*. Capable of being transmitted by mediate or immediate contact; as a *contagious disease*, *contagious fever*, *contagious effluvia*, &c.

CONTAGIUM, *Contagium*, Miasm.

CONTEMPLABLES DIES, Critical days.

CONTEMPLATIF, (F.) *Contemplativus*, (*con* and *templum*.) Appertaining to contemplation. The predominant idea of the melancholic—of the monomaniac—is sometimes called *contemplative*.

CONTEMPLATIO, Catalepsy.

CONTEMPLATIVUS, *Contemplativus*.

CONTENSIO, Tension.

CONTENTIO, Consultation.

CONTEXTURE, *Contextura*, *Contextus*, from *con* and *texere*, (quasi *tegere*, from *tegere*, 'to cover,') 'to weave,' 'to make a web.' Arrangement of parts;—texture. A name given, metaphorically, to the structure of organized bodies; as the *texture of muscles, fibres*, &c. See Tissue, and Texture.

CONTIGUITY, DIARTHROSIS OF, see Continuity.

CONTINENCE, *Continentia*, from *continere*, (*con* and *tenere*, 'to hold or keep,') 'to contain oneself;' 'to restrain.' Abstinence from the pleasures of physical love.

CONTINENS, Continent.

CONTINENT, *Continens*. This word is synonymous with *Continued*; (F.) *Continu*.

CONTINENT CAUSE, *Causa conjuncta*, is a cause, real or presumed, which, having given rise to a disease, continues to act during the whole of its duration. It may be considered synonymous with proximate cause. A *continent fever*, *Febris continens*, is one which preserves, during its whole course, the same degree of intensity, without any remission or sensible exacerbation. A disease which continues uninterruptedly, has been also called *Æipathetia*, *Æipathetia* or *Æipathetia*.

CONTINENTIA, Contenance.

CONTINUED FEVER, *Febris continua*, *F. continens*, *F. unabattica*, *F. assidua*. A

fever which presents no interruption in its course. Continued fevers form a division in the class *Pyrexia* of Cullen, and include three genera,—*Synocha*, *Synochus*, and *Typhus*. It is proper to remark, that some of the older writers make a distinction between the continual fever, *συνχυς*, *febris continua*, and the *synochus* or *febris continens*. Thus, Rhases states that the *synochus* or *continens* is a fever, which consists of one paroxysm from beginning to end; whilst the *continual* is allied to intermittents.

CONTINUITY, *Continuitas*. An adhesion of two things between each other, so that they cannot be separated without fracture or laceration.

CONTINUITY, DIARTHROSES OF, (F.) *Diarthrotes de Continuité*, are movable joints, in which the bones are continuous, but do not touch immediately, there being between them a ligamentous substance, whose flexibility permits motion. The vertebral articulations are examples of this. **DIARTHROSES OF CONTIGUITY**, *Diarthrotes de Contiguité*, on the other hand, are movable articulations, in which the bones are not continuous, but touch by surfaces covered with a cartilaginous layer, which is always moistened by synovia.

CONTINUITY, SOLUTION OF, is any division of parts, previously continuous. Wounds and fractures are *solutions of continuity*. The word *Continuity* is opposed to *Contiguity*: the latter meaning the condition of two things which are near each other, or touch without uniting. There is *contiguity* between the head of the humerus and the glenoid cavity of the scapula, but not *continuity*.

CONTONDANT, Contunding.

CONTORSIO, Contorsion—c. Columnæ vertebralis; Rhachistrophosis.

CONTORSION, *Contortio*, from *contorqueo*, (*con* and *torquere*, 'to wring,') 'I twist about.' Violent movement of a part, accompanied with a kind of torsion; as *contortion of the face*.

CONTRÆPERTURA, from *contra*, 'against,' and *aperio*, 'I open;' a counter-opening; *Contra-incisio*, *Incisio prioris opposita*, (F.) *Contre-ouverture*. An incision, made in the most depending part of a wound or abscess, when the first opening is not situate in a manner favourable for the discharge of the pus.

CONTRÆEXTENSIO, Counterextension.

CONTRACTILE, *Contractilis*, from *contrahere*, (*con* and *trahere*, 'to draw together,') Capable of contracting. The fibre of muscles is *contractile*.

CONTRACTILITÉ, Contractility—c. *par défaut d'Extension*, Elasticity—c. *de Tissu*, Elasticity.

CONTRACTILITY, *Contractilitas*: same etymon; (F.) *Contractibilité*. That vital property, which gives, to certain parts, the power of contracting. The muscles of locomotion are endowed with a power of *voluntary contractility*, or one dependent immediately on the action of the brain:—the muscles of the viscera of digestion, and other internal organs, enjoy an *involuntary contractility*. *Contractility* and *irritability* are frequently used synonymously to signify the property possessed by any tissue of *contracting* on the application of an appropriate stimulus.

CONTRACTILITY, Irritability.

CONTRACTIO CORDIS, Systole.

CONTRACT'ION, *Contractio*. Same etymon; *Systole*. Action of contracting. When we speak of the *contraction of a muscle*, we mean the phenomenon it exhibits during the time it is in action.

CONTRACTURA. Same etymon. *Acamp'sia*, *Entes'ia articularis*, *Rigor artuum*, *Muscular Stiff-joint*. A state of permanent rigidity and progressive atrophy of the flexor muscles, which prevents the motions of extension beyond a certain limit. The affected muscles form hard cords beneath the skin. On dissection, they are found converted into tendinous fibres, the fleshy fibres having almost disappeared, when the disease has been of any duration. It succeeds, frequently, other diseases, particularly rheumatism, neuralgia, convulsions, syphilis, colica pictonum, &c. The warm bath, vapour bath, or thermal waters, oleaginous embrocations, mechanical extension of the limbs, &c., are the chief means of treatment.

CONTRA-FISSURA, from *contra*, 'against,' and *fido*, *fissum*, 'I cleave;' *Repercussio*, *Resonitus*, *Catag'ma Fissura contra'cens*, *Apeche'ma*, *Anticom'ma*, *Antic'ope*, *Antic'rus'sis*, *Anticrus'ma*, *Infortu'nium*, *Counterstroke*, (F.) *Contre-coup*, *Contre-fente*, *Contre-fracture*. A fracture, contusion, or injury, produced, by a blow, in a part distant from that which is struck. Five species of *contra-fissura* or *contre-coups* may occur in the skull. 1. When the internal table yields and fractures. 2. When the bone breaks in any other part than the one struck. 3. When a bone, which has been struck, remains uninjured, and its neighbour is fractured. 4. When the bone is fractured in a place diametrically opposite to that struck, as in fractures at the base of the cranium, from a fall on the vertex; and lastly, when the violence of the blow produces a separation of the neighbouring or distant sutures. These fractures of the skull are also called *Fractures par résonance*.

CONTRAHENTIA, Astringents, Styptics.

CONTRAINCISIO, Contra-apertura.

CONTRAINDICATIO, Counter-indication.

CONTRAIRRITATIO, Counter-irritation.

CONTRALUNARIS, from *contra*, 'against,' and *luna*, 'the moon.' An epithet for a woman who conceives during the menstrual discharge.—Dietrich.

CONTRASTIMULANS, Contro-stimulans.

CONTRAYERVA, *Dorstenia contrayerva*—c. Balls, *Pulvis contrayervæ compositus*—c. Lisbon, *Dorstenia contrayerva*—c. Mexican, *Psoralea pentaphylla*—c. Nova, *Psoralea pentaphylla*—c. Virginiana, *Aristolochia serpentina*.

CONTRECOURP, Contra-fissura.

CONTREEXTENSION, Counter-extension.

CONTREFENTE, Contra-fissura.

CONTREFRACTURE, Contra-fissura.

CONTREINDICATION, Counter-indication.

CONTREOUVERTURE, Contra-apertura.

CONTREXEVILLE, MINERAL WATERS OF. Contrexeville is a town in France, in the department of Vosges, four leagues from Neufchâteau. The waters contain carbonate

of iron, chloride of calcium, and carbonate of lime, chloride of sodium, a bituminous substance, and free carbonic acid. They are frequented by those labouring under cutaneous, scrofulous, and calculous affections.

CONTRIT'IO, *Syntrima*, *Syntrip'sis*, *Tritura*, *Tritus*, *Tri'tio*, *Tripsis*, from *contero*. 'I bruise or make small?' *Commandation*, *Trituration*.

CONTRO-STIMULANT, *Contrastimulans*, *Hyposthen'ic*, from *contra*, 'against,' and *stimulus*, 'that which excites.' A substance that possesses a particular, debilitating property, acting upon the excitability in a manner opposite to stimulus. A name given to therapeutical agents, which, according to the Italian theory of *Contro-stimulus*, are endowed with the property of diminishing excitement by a specific action. These agents are by no means clearly defined.

CONTRO-STIMULUS. Same etymon. The name given by Rasori, about thirty years ago, to a new medical doctrine, of which he was the originator—*La nuova Dottrina Medica Italiana*. It is founded on the contro-stimulant property, attributed to a certain number of medicines. In this doctrine, as in that of Brown, under the name *excitability*, a fundamental principle of physiology is admitted, by virtue of which living beings are endowed with an aptitude for feeling the action of external agents or exciting influences, and of reacting on these same influences. When this excitability is too great, there is excess of stimulus or *Hypersthen'ia*: when too little, there is deficiency or *Hyposthen'ia*. Diseases, *general* and *local*, are divided into three great classes, or into, 1. *Hypersthenic*; 2. *Hyposthenic*; 3. *Irritative*. The contro-stimulant physicians admit only two classes of medicines—*stimulants* and *contro-stimulants*.

CONTUNDING, *Contu'sing*, *Contundens*, from *contundere*, (*con*, and *tundere*) 'to bruise.' (F.) *Contondant*. That which causes contusions. An epithet given to round, blunt, or vulnerating projectiles, which bruise or lacerate parts without cutting them.

CONTUS, Contused.

CONTUS, Penis.

CONTUSED. Same etymon. (F.) *Contus*. Affected with contusion. Thus we say—a *contused wound*.

CONTUSION, *Contu'sio*, a *Bruise*, *Colli'sio*, *Phlasma*, *Thlasi's*, *Thlas'ma*, *Th. contusio*, *Rhægma*, *Rhégma*, *Rhégmas*, *Famæa*, *Famis*, *Famæa*, (F.) *Meurtrissure*. Same etymon. An injury or lesion—arising from the impulse of a body with a blunt surface—which presents no loss of substance, and no apparent wound. If the skin be divided, the injury takes the name of *contused wound*. The differences of contusions, as to extent, are of course infinite. When slight, the blood stagnates in the capillaries of the skin, or is effused into the subcutaneous cellular tissue. Time and cold applications remove it. When the texture of the parts has been lacerated, there is effusion of blood, with more or less torpor in the part. Cooling applications, general or topical bleeding, emollients, poultices, &c., are here necessary, according to circumstances. In the severest kinds of contusion, all the soft and solid parts, except the skin, are bruised, and, at times, re-

duced to a kind of pap. When the disorganization is to this extent, there is no hope except in amputation. A deep contusion of the soft parts has been called *Sarcothlæsis*, and *Sarcothlas'ma*.

CONUS ARTERIOSUS, *Infundibulum of the heart*. The portion of the right ventricle from which the pulmonary artery proceeds, forms a prominence on the right side of the anterior furrow of the heart, and is prolonged towards the left, becoming narrower at the same time, so as to form a funnel-shaped projection, which extends a little beyond the base of the ventricles. This is the *Conus arteriosus*.

CONVALESCENCE, *Reconvalescentia*, *Analepsis*, *Anastasis*, *Reconvalescentia*, *Analepsis*, *Anastasis*, *Reconvalescentia*, from *convalescere*, (*con* and *valescere*) 'to grow well.' *Exanastrophé*. Recovery of health, after disease. The time which elapses between the termination of a disease, and complete restoration of strength.

CONVALLARIA MAJALIS, from *convallis*, 'a valley,'—from its abounding in valleys. *Lilium Convallium*, *Convollaria*, *Maianthemum*, *Lily of the Valley*, *May Lily*, (F.) *Muguet*, *Muguet de Mai*. The recent flowers are reputed to be aromatic, cephalic, errhine, cathartic. They are not used.

CONVALLARIA MULTIFLORA, *Polygonatum multiflorum*, which grows in this country and in Europe, has analogous properties.

CONVALLARIA POLYGONATUM. The systematic name of *Solomon's Seal*, *Polygonatum uniflorum*, *Sigillum Salomonis*, *Polygonatum*. The root was once used as an astringent and tonic. It is, also, a reputed cosmetic.

CONVENTUS, Coition.

CONVERSION, *Conversio*, from *con*, and *vertere*, 'to turn.' Change from one state into another.

CONVERSION OF DISEASES, (F.) *Conversion des maladies*, is the change or transformation of one disease into another.

CONVOLUTION, *Convolutio*, from *convolvere*, (*con* and *volvere*) 'to entwine;' *Epiphæron*, *Gyrus*, *Helig'mus*, (F.) *Circonvolution*. The rolling of any thing upon itself.

CONVOLUTIONS, CEREBRAL, *Gyri seu Plicaturæ seu Spiræ seu Proces'sus enteroides Cerebræ*, are the round, undulating, tortuous projections, observed at the surface of the brain. In them, Gall's organs, of course, terminate.

CONVOLUTION, INTERNAL, *C. of the Corpus Callosum*, *Convolution d'Ourlet* (Foville.) A cerebral convolution of great extent, the principal portion of which is found on the inner surface of each hemisphere above the corpus callosum. In front it bends downwards and backwards to the fissure of Sylvius, and behind it extends to the middle lobe and forms the hippocampus major.

CONVOLUTIONS, INTES'TINAL, are the turns made by the intestines in the abdomen.

CONVOLUTION, SUPRA-ORBITAL. A convolution of the brain, which exists on the inferior surface of the anterior lobe, and rests upon the roof of the orbit.

CONVOLVULUS, *Intussusceptio*, *Ileus*.

CONVOLVULUS BATA'TAS. Same etymon. *C. Indicus*, *Camotes*; the *Sweet Potato*, *Spanish Potato*. This is the only esculent root of the genus *Convolvulus*. It is much eaten in the United States. *

CONVOLVULUS CANTAB'RICA, *Cantabrica*, *Lavender-leaved Bindweed*. It has been considered anthelmintic, and actively cathartic.

CONVOLVULUS INDIOSUS, *C. Batatas*.

CONVOLVULUS JALAPA. A systematic name of the Jalap plant, properly *Ipomœa Jalapa*; *Jalapium*, *Mechoacanâ nigra*, *Jalappa*, *Jalapa*, *Jalap Root*, *Gioloppa*, *Xalappa*, *Bryonia Mechoacanâ nigricans*, *Bryonia Peruvia'na*, *Chela'pa*, *Rhabar'barum Nigrum*, *Gelappium*, (F.) *Jalap*, is procured from South America. Its odour is nauseous; taste sweetish and slightly pungent. It is solid, hard, heavy, brittle; fracture resinous; internally, light gray; externally, covered with a deep brown, wrinkled bark. Its operation is cathartic, the resinous part griping violently. Dose, 10gr. to ʒss. A drop or two of any essential oil may prevent it from griping. An active principle has been separated from Jalap, to which the names *Jalapin* and *Cathartin* have been given.

CONVOLVULUS MAJOR ALBUS, *Convolvulus sepium*—*C. Maritimus*, *Convolvulus soldanella*.

CONVOLVULUS MECOACHAN, *Mechoacanâ Radix*, *Jalappa alba*, *Rhabar'barum album*, *Mechoacan*, (F.) *Rhabarbe blanche*. A Mexican convolvulus, the root of which possesses aperient properties, and was once extensively used instead of jalap.

CONVOLVULUS MEGALORRHIZUS, *C. Panduratus*.

CONVOLVULUS PANDURATUS, *C. Megalorrhizus*, *Pseudo-mechoacanâ*, *Fiddle-leaved Bindweed*, *Hog Potato*, *Virginian Bindweed*, *Wild Potato*, *Mech'umek*, *M. Bindweed*, *Wild Jalap*, *Man in the ground*, *Wild Rhabarb*, *Wild Potato-Vine*, *Kussau' der*, *Kassa' der*, *Kussau' der*, (F.) *Liseron Mechamec*. In Virginia, and some other parts of the United States, the root of this plant has been much recommended in cases of gravel. It is used either in powder or decoction.

CONVOLVULUS PERENNIS, *Humulus lupulus*.

CONVOLVULUS PES CA'PREE, *Bargada*. A plant used in India as a cataplasm in arthritic cases.

CONVOLVULUS SCAMMO'NEA SEU SCAMMO'NIA, *C. Syriacus*. The systematic name of the *Scammony Plant*. A Syrian and Mexican plant; the concrete gummi-resinous juice of which, *Scammonia*, *Scammonia Gummi Resina*, *Scammonium*, *S. Syriacum*, *Diagryd'ium*, *Dacrydion*, *Scammony*, *Mahmoudy*, (F.) *Scammonée d'Alep*, comes to us in blackish-gray fragments, becoming whitish-yellow when touched with wet fingers. It is a drastic, hydragogue cathartic. Dose, gr. iij, to gr. xv, triturated with sugar.

CONVOLVULUS SEA, *Convolvulus Soldanella*.

CONVOLVULUS SEPIUM, *Convolvulus major albus*, *Great Bindweed*, (F.) *Liseron des Haies*; *Grand Liseron*. The juice of this plant is violently purgative, and is given in dropsical affections.

CONVOLVULUS SOLDANEL'LA. The systematic name of the *Sea Convolvulus*, *Brassicâ Marina*, *Calystegia Soldanella*, *Sea Bindweed*, *Convolvulus Maritimus*, *Soldanel'la*, (F.) *Chou Marin*. The leaves of this plant are said to be drastic cathartic; but they are not much, if at all, used.

CONVOLVULUS SYRIACUS, *Convolvulus scammonia*.

CONVOLVULUS TURPE'THUM, *Turpe'thum*. The systematic name of the *Turbith plant*. (F.) *Racine de Turbith*. The cortical part of the root of this species of convolvulus is brought from the East Indies. It is a cathartic, but not used.

CONVULSIBILITAS, see *Subsultus tendinum*.

CONVULSIF, Convulsive.

CONVULSIO, Convulsion—c. Canina, see *Canine laugh*.

CONVULSIO CEREALIS, *Convulsio ab Ustilaginè*, *Ergotism'us spasmodicus*, *Myrmecias'is*, *Raphania*, *Myrmecias'mus*, *Convulsio Soloniën'sis*, *Myrmecias'mus*, *Myrmecias'is*, *Cereal Convulsion*, (F.) *Convulsion céréale*, *Ergotisme convulsif*, *Convulsion de Sologne*. A singular disorder of the convulsive kind, attended with a peculiar tingling and formication in the arms and legs. It is said to be endemic in some parts of Germany, and to arise often from the use of spoiled corn.

CONVULSIO HABITUALIS, *Chorea*—c. *Indica*, *Tetanus*—c. *Raphania*, *Raphania*—c. *Soloniën'sis*, *C. cerealis*, *Ergotism*—c. *Tonica*, *Tonic spasm*—c. *Uteri*, *Abortion*.

CONVULSION, *Spasmus*, *Convulsio*, from *convellere*, (*con* and *vellere*, 'to tear,') 'to pull together;' *Conductio*, *Hieran'osus*, *Distentio nervorum*, *Spasmus clonicus*, *Clonic Spasm*, *Convulsio clonica*, *Eclampsia*, *Syssa'sia Convulsio*, *Hyperspasm'ia*. This word has several acceptations. It means any violent perversion of the animal movements. The word *Convulsions* generally, however, signifies alternate contractions, violent and involuntary, of muscles, which habitually contract only under the influence of the will. This alternate contraction, when slight, is called *tremor*: when strong and permanent, *tetanus*, *trismus*, &c. *Spasms*, *Cramp*, *Risus Sardonicus*, and *St. Vitus's Dance* are *convulsions*.

CONVULSION, SALAAM'. A name given to a singular kind of convulsion in children, in which there is a peculiar bobbing of the head forward.—Sir Charles Clarke.

CONVULSION DE SOLOGNE, *Convulsio cerealis*.

CONVULSIONNAIRE, (F.) A name given, during the last century, to individuals, who had, or affected to have, convulsions, produced by religious ideas.

CONVULSIONS OF CHILDREN, *Eclampsia*—c. *des Enfants*, *Eclampsia*—c. *des Femmes enceintes et en couches*, *Eclampsia gravidarum et parturientium*—c. *Puerperal*, *Eclampsia gravidarum et parturientium*.

CONVULSIVE, *Convulsi'vus*, *Spasmodes*, *Agitatorius*, (F.) *Convulsif*. That which is accompanied by, or is analogous to, convulsions, as *convulsive cough*, *convulsive disease*.

CONYZA, *Inula dysenterica*—c. *Coma aurea*, *Solidago Virgaurea*—c. *Media*, *Inula dysenterica*.

CONYZA SQUARE'SA, *Brephoc'tonora*, *Great Fleabane* or *Spikenard*, (F.) *Herbe aux mouches*. A European plant, whose strong and disagreeable odour was formerly considered to be destructive to flies, fleas, &c. Its infusion in wine, was once used as an emmenagogue and antiperi-ctic; in vinegar as an anti-epileptic.

COOKERY, Culinary art.

COONTIE or **COONTI**, see *Arrowroot*.

COÖPERCULUM OCULI, *Palpebra*.

COÖPERTORIUM, Thyroid cartilage.

COOSTRUM. The middle part of the diaphragm.—Ruland.

COPAHU, *Copaiba*.

COPAIBA. The resinous juice of the *Copaifera officinalis*, and other species of *Copaifera*. *Family*, Leguminosæ. *Sex. Syst.* Decandria Monogymia. It is the *Copaifera officinalis Resinæ*, *Balsamum Copaibæ*, *B. Brazilien'se*, *B. de Copaiabá*, *B. Capivi*, *Balsam of Copaiiba* or *Copaiva*, (F.) *Copahu*, *Baume de Copahu*, *B. du Brésil*, *Térébinthe de Copahu*. Its odour is peculiar, but not unpleasant; taste pungent, bitter; consistence, syrupy; colour yellowish, and transparent. It is soluble in alcohol, ether, and the expressed oils. S. g. 0.950. Its properties are stimulant and diuretic; in large doses it is purgative. It acts on the lining membrane of the urethra, and on mucous membranes in general. It is given in gonorrhœa, gleet, leucorrhœa, &c.: in the dose of gr. x to ʒj, twice or thrice a day. Should symptoms of urticaria or diarrhœa arise, the dose is too large, and must be diminished. It can be inspissated by means of magnesia so as to be made into pills, and recently a plan has been devised for enveloping it in gelatin, so that its taste is entirely concealed. See *Cap-sules*, *gelatinous*.

COPAIFERA OFFICINALIS, see *Copaiba*.

COPAL', *Copale*, *Resinia Copal*. A resinous substance brought from the East Indies, South America, and the western coast of Africa, which flows spontaneously from *Elæocar'pus Copalifera* or *Vateria Indica*, and probably from different species of *Hymenoc'a*. It is a stimulant, like all the resins; and, dissolved in rectified spirit of wine, has been used in cases of spongy gums and looseness of the teeth; but it is now only employed in varnishes.

COPE, *Cut*.

COPHOMA, *Cophosis*.

COPHONIA, *Aconophonia*.

COPHOSIS, *Cophoma*, *Cophotes*, *Surditas*, *Parac'osis*, *Dysac'osis audito'ria*; from *κωφος*, 'deaf.' (F.) *Surdité*. Diminution or loss of hearing. Cullen uses the word synonymously with *Dyseca*, and *Pinel* with *Parac'osis* or *Parac'ot*. According to *Sauvages*, *Cophosis* differs from both,—from *Dyseca*, because, in it the sonorous rays cannot reach the labyrinth; and from *Parac'osis*, which consists in a confused state of hearing.

Cophosis seems, usually, to be synonymous with deafness,—*Parac'osis Surditas*.

COPHOTES, *Cophosis*.

COPOS, *Lassitu'do*, *Fatiga'tio*, *Lassitud*, *Fatigue*. A state of body in which most of the animal functions are exerted with less promptitude and vigour than common. The ancients admitted three species: 1. That arising from plethora, *Lassitu'do tensiva*, *tondes*; 2. From plethora and increased heat combined, *Lassitu'do phlegmonosa*, *æstru'sa*, *phlegmonodes*, and 3. Owing to a morbid condition of the humours, *Lassitu'do ulcero'sa*, *helco'des*.

COPPER, *Cuprum*—c. *Ammoniated*, *Cuprum ammoniatum*—c. *Ammonio-sulphate* of, *Cuprum ammoniatum*—c. *Subacetate* of, *Cupri subacetes*—c. *Sulphate* of, *Cupri sulphas*—c. *Ammoniacal sulphate* of, *Cuprum ammoniatum*.

COPPERAS, *Ferri sulphas*—c. *White*, *Zinci sulphas*.

COPPER-NOSE, Gutta rosea.
COPRACRASIA, Scoracrasia.
COPRACRATIA, Scoracrasia.
COPRAGO/GUM, from *κοπρος*, 'fæces,' and *αγω*, 'I bring away.' *Stercus à primis viis educens*. A cathartic. The name of a laxative electuary, mentioned by Ruland.
COPRECRITICUS, Coprocriticus.
COPREMESIS, *Copriem'osis, Vom'itus sævulen'tus* seu *ster'coris*: same etymon as the next. Vomiting of fæces.
COPREM'ETUS, *Coproëm'etus, Copriem'etus, Merdiv'omus*, from *κοπρος*, 'excrement,' and *μενω*, 'I vomit.' One who vomits fæces.—Hippocrates.
COPRIEMESIS, Copremesis.
COPRIEMETUS, Copremetus.
COPROCITICUS, *Coproëcrit'icus*, from *κοπρος*, 'excrement,' and *κρινω*, 'I separate.' A mild cathartic; an ecoprotic.
COPROEMETUS, Copremetus.
COPROEPISCHESIS, Constipation.
COPROLITHUS, see Calculi of the stomach and intestines.
COPROPHORESIS, Catharsis.
COPROPHORIA, Catharsis.
COPRORRHŒA, Diarrhœa.
COPROS, Excrement.
COPROSCLEROMA, Coprosclerosis.
COPROSCLEOR'IS, from *κοπρος*, 'excrement,' and *σκληρωω*, 'I harden.' Induration of fæcal matters; *Coprosclero'ma*.
COPROSTASIS, Constipation.
COPTE, *Copton*, from *κοπτω*, 'I beat or pound.' A sort of cake, composed of vegetable substances, which the ancients administered internally, and applied to the epigastric region in the form of cataplasm.
COPTIS, *Coptis trifolia, Nigella, Helleborus trifol'ius, Fibra au'nea, Chryza fibrav'nea, Anemone Grönlan'dica, Gold thread, Mouth root*. The root of this—*Coptis*, (Ph. U. S.)—is much used in Massachussets, in aphthous and other ulcerations of the mouth, as a local application. It is a pure bitter, and can be used, wherever such is indicated.
COPTIS TEETA, *Mishme Teeta*, (Upper Assam) *Honglane* (Chinese.) The root of this plant is considered to be a powerful tonic and stomachic.
COPTON, Copte.
COPULA, Ligament—c. Carnalis, Coition—c. Cartilaginea, see Synchondrosis—c. Magna cerebri, Corpus callosum.
COPULATION, Coition.
COPYOPIA, *Kopyo'pia*, (F.) *Lassitude oculaire*, from *κοπος*, 'fatigued,' and *οφθαλμος*, 'the eye.' Fatigue of vision. Weakness of sight. Inability of the eye to sustain continued exertion.
COQ, Phasianus Gallus.
COQUE DU LEVANT, see Menispermum cocculus—c. *d'Æuf*, see Ovum—c. *Levanti*, see Menispermum cocculus.
COQUELICOT, Papaver rhœas.
COQUELOURDE, Anemone pulsatilla.
COQUELUCHE, Influenza, Pertussis.
COQUENTIA MEDICAMENT'A, from *coquere*, 'to digest.' Medicines, which were formerly believed to be proper for favouring the coction or digestion of food.
COQUERET, Physalis.
COQUETTE, Influenza.
COQUILLE, Cochlea—c. *d'Æuf*, see Ovum.

COR, A corn. Also, Heart, (q. v.)
COR BOVINUM, Heart, hypertrophy of the.
CORACOBRACHIÆUS, Coracobrachialis.
COR'ACO-BRA'CHIAL, *Cor'aco Brachia'lis*. Belonging both to the coracoid process and arm.
CORACO-BRACHIALIS (Muscle), *Coracobrachia'eus, Coraco-humeral*—(Ch.), *Perforatus Casse'rii, Perforatus*, is situate at the inner and upper part of the arm. It arises from the coracoid process of the scapula, and is inserted at the middle part of the inner side of the humerus. It carries the arm forwards and inwards, raising the humerus a little. It can, also, by acting inversely, depress the shoulder.

CORACO-CLAVIC'ULAR, *Coraco-clavicula'ris*. Belonging to the coracoid process and clavicle.

CORACO CLAVICULAR LIGAMENT,—called, also, *Omo-clavicular*,—serves to unite the clavicle to the coracoid process. It is very irregular, and formed of two fasciculi, which the greater part of anatomists have described as particular ligaments, under the names *Cohoid* and *Trapezoid*.

CORACODES, Coracoid.
CORACO-HUMERALIS, Coraco-brachialis—c. *Hyoideus, Omohyoideus*—c. *Radialis, Biceps flexor cubiti*.

COR'ACOID, *Coracoideus, Coracoïdes, Coracoïdes, C. Processus, C. Processus, Cornicula'ris Processus, Crow's-beak-like Process, Proce'ssus anchora'lis, rostriform'is, ancyroïdes*, from *κοραξ*, 'a crow,' and *ειδος*, 'resemblance.' (F.) *Coracoïden*. Resembling the beak of a crow. A name given by Galen, (and still retained,) to the short, thick process, situate at the anterior part of the upper margin of the scapula; which has some resemblance to the beak of a crow. This process gives attachment to the *Coraco-clavic'ular* and *Coraco-acro'mial* ligaments, and to the *Coraco-brachia'lis Pectora'lis minor*, and *Biceps muscles*.

CORACOID LIGAMENT, *Ligamentum coracoïdeum*, (F.) *L. Coracoïdien*. This name is given to the small fibrous fasciculus, which converts the notch, at the superior margin of the scapula, into a foramen.

CORAIL, Coral—c. *des Jardins*, *Capsicum annuum*.

CORAL, *Coral'ium, Coral'ius, Arbor Maris, Azur, Bolesis*, from *κοραω*, 'I adorn,' and *αλις*, 'the sea.' (F.) *Corail*. One of the most beautiful productions of the deep. It is fixed to submarine rocks, in the form of a shrub; and is of a bright red colour. It is the habitation of a multitude of animals, of the Zoophyta order, and is formed of a calcareous substance, secreted by the animals themselves. It is in very hard, concentric layers; covered, externally, by a species of porous bark, full of cellules, each of which contains one of these animals. Linnæus calls the red coral, *Isis nob'ilis*, and M. de Lamarck, *Coral'ium rubrum*. It is much fished for on the coasts of Barbary and Sicily. Coral was formerly esteemed tonic, absorbent, astringent, &c.; but analysis has shown, that it contains only carbonate of lime and a little gelatin.—Dioscorides, Pliny, Oribasius, the *Geoponica*, &c. The *Corallium album* is a hard, white, calcareous brittle substance, the nidus of the *Madrep'ora ocula'ta*. It has been given as an absorbent.

CORALLINA. Diminutive of *Corallium*:

Muscus maritimus, *Corallina officinalis*, *Brown*, *Corallina alba*, *Sea Cor'alline*, *White Worm-weed*. The production of an animal, which belongs to the genus *Pol'ypi*, and which is found in all the seas of Europe;—particularly in the Mediterranean. It has the appearance of a plant, is homogeneous, an inch or two in height, of a white, reddish, or greenish colour, salt taste, and marine smell. It contains gelatin, albumen, chloride of sodium, phosphate, carbonate and sulphate of lime, carbonate of magnesia, silica, oxide of iron, and a colouring principle. It was once much used as a vermifuge; but it is not now employed. Dose, ζss , to ζi in powder.

CORALLINA CORSICANA, *Helmintho-corton*, *Helminthochortum*, *Elmintho-corton*, *Muscus helmintho-cortos*, *Melitho-corton*, *Muscus corallinus*, *M. Mari'nus*, *Confer'va Helmintho-cortos*, *Corall'na rubra*, *Corall'na melito-corton*, *Lemitho-corton*, *Fucus Helmintho-corton*, *Ceraminum helminthochortus*, *Corsican Worm-weed*, (F.) *Coralline de Corse*, *Mousse de Corse*. It is a mixture of several marine plants and zoophytes, as the *fucus*, *ceraminum*, *ulva*, *coralline*, *confervæ*, &c., and has gained great reputation for destroying all kinds of intestinal worms, when given in the form of strong decoction. The Geneva Pharmacopœia directs an official syrup—the *Sirup de Coralline*.

CORALLINE DE CORSE, *Corallina Corsicana*.

CORALLOIDES FUNGUS, *Clavaria coraloides*.

CORALWORT, *Clavaria coraloides*.

CORD, *Fenis*, *Funiculus*, *Chænos*, *Chænon*, $\chi\omicron\iota\nu\omicron\varsigma$, $\chi\omicron\iota\nu\omicron\varsigma$, from the Latin *Chorda*, which is itself derived from $\chi\omicron\sigma\delta\eta$, 'intestine; and, afterwards, was applied to musical cords or strings, made of the intestines of animals. See *Chorda*.

CORD, UMBILICAL, *Funiculus umbilicalis*.

CORDS, VOCAL, *Cords of Ferrein*, *Chorda vocalis*, *Ch. Ferre'ni*. A name given to the ligaments of the glottis, which Ferrein compared to stretched cords, and to which he attributed the production of voice. See *Thyreo-arytenoid Ligament*.

CORDA, Chorda—c. *Hippocratis*, *Achillis tendo*—c. *Magna*, *Achillis tendo*—c. *Spinalis*, *Medulla spinalis*.

CORDE DU TAMBOUR, *Chorda tympani*—c. *du Tympan*, *Chorda tympani*.

CORDEE, *Chordee*.

CORDIA MYXA, *Sebestina*—c. *Smooth-leaved*, *Sebestina*.

CORDIAL, *Cordia'lis*, *Cardi'acus*, from *cor*, *cordis*, 'the heart.' A tonic or excitant medicine, judged proper for exciting the heart. A warm stomachic.

CORDIAL, NERVOUS, *BRODUM'S*, see *Tinctura gentianæ composita*—c. *Sir Walter Raleigh's*, *Confectio aromatica*—c. *Warner's*, see *Tinctura rhei et sennæ*.

CORDIFORM TENDON OF THE DIAPHRAGM, *Centre*, *phrenic*.

CORDINE'MA, from $\nu\alpha\phi\alpha$, 'the head,' and $\delta\iota\nu\omega$, 'I move about.' Headache, accompanied with vertigo. See *Carebaria*.

CORDIS EMUNCTORIUM, *Axilla*.

CORDOLIUM, *Cardialgia*.

CORDON, (F.) *Funiculus*, diminutive of *fenis*, 'a cord.' A term applied to many parts, which resemble a small cord.

CORDON NERVEUX; *Ramus Nervosus*. A principal division of a nerve or the nervous trunk itself.

CORDON OMBILICALÉ, *Funiculus umbilicalis*—c. *Spermatique*, *Spermatic chord*—c. *Testiculaire*, *Spermatic chord*.

CORDONS SUS-PUBIENS, *Round ligaments of the uterus*—c. *Vasculaires*, *Round ligaments of the uterus*.

CORE, *Pupil*, see *Furunculus*.

CORECTOMIA, *Coretomia*.

CORECTOPIA, from $\kappa\omicron\epsilon\gamma$, 'the pupil,' $\pi\alpha$, 'out of,' and $\tau\omicron\sigma\omicron\varsigma$, 'place.' A condition of the iris in which one segment is larger than the other; so that the pupil is not in the centre.—*Von Ammon*.

COREDIALYSIS, *Coretomia*.

COREMATA, from $\kappa\omicron\epsilon\gamma\omega$, 'I cleanse.' Remedies proper for cleansing the skin.—*Paulus of Ægina*.

COREMORPHOMA, same etymon as the next. A morbid change in the shape of the pupil.

COREMORPHOSIS, *Conformatio Pupillæ artificialis*; from $\kappa\omicron\epsilon\gamma$, 'the pupil,' and $\mu\omicron\omicron\phi\omicron\sigma\iota\varsigma$, 'formation.' The operation for artificial pupil. See *Coretomia*.

COREONCION, *Coron'cion*, *Coron'cium*, from $\kappa\omicron\epsilon\gamma$, 'the pupil,' and $\alpha\gamma\kappa\iota\nu\omicron\varsigma$, 'a hook.' An instrument, used for the formation of artificial pupil by *Langenbeck*. It is hooked at its extremity. A *double hooked forceps*, used by *Von Grafe*, is similarly named.

CORETODIALYSIS, *Coretomia*.

CORETOMEDIALYSIS, *Coretodialysis*.

CORETOMIA, from $\kappa\omicron\epsilon\gamma$, 'the pupil,' and $\tau\epsilon\upsilon\lambda\epsilon\iota\tau$, 'to cut.' *Corotom'ia*, *Coretotom'ia*, *Iridotom'ia*, *Corectom'ia*, *Coretonectom'ia*, *Iridetom'ia*, *Iridectom'edial'ysis*, *Iridectom'odial'ysis*, *Core'dial'ysis*, *Corodial'ysis*, *Coretodial'ysis*, *Coretom'edial'ysis*, *Iridodial'ysis*. Various operations for the formation of artificial pupil are so termed. The last five signify the separation or tearing asunder of the iris from the ciliary ligament; the five preceding the incision of the iris, *with* loss of substance; and the remainder signify a simple incision of the iris, *without* loss of substance. When a portion of the iris is left strangulated in the wound, it is termed *Iridencele' sis*, *Iridencele'ismus*, and *Iridotoencl'e' sis*.

CORETONECTOMIA, *Coretomia*.

CORETOMIA, *Coretomia*.

CORIANDER, *Coriandrum sativum*.

CORIAN'DRUM SATIVUM, *Corian'dor*, *Corian'ron*, (F.) *Coriandre*. Family, *Umbelliferae*. See *Syst. Pentandria Digynia*. The systematic name of the *Corian'drum* of the pharmacopœias; *Coria'non*. The seeds of the coriander have an aromatic odour, and grateful, pungent taste. They are carminative; but are chiefly used to cover the taste of other medicines.

CORIANNON, *Coriandrum sativum*.

CORIGEN, *Fucus crispus*.

CORIITIS, *Cytitis*.

CORION, *Corium*, *Hypericum perforatum*.

CORIS, *Cimex*—c. *Monspelienis*, *Symphytum Petrarum*.

CORIUM, *Corion*; (F.) *Cuir*. The skin of several animals is so called, especially when tanned. The *cutis vera* (q. v.), or the thickest part of the human skin.

CORIUM PHLOGISTICUM, *Crusta pleurætica*,

C. inflammatoria, *C. phlogistica*, *Inflammato-ry Crust* or *Buff*, *Buffy Coat*, (F.) *Caqueine*, *C. Pleurétique*; *C. Inflammatoire*. The grayish crust or buff, varying in thickness, observed on blood drawn from a vein during the existence of violent inflammation, pregnancy, &c. It is particularly manifest in pleurisy, and hence one of its names. For its production, it appears to be requisite, that there should be an increase in the proportion of the fibrinous element of the blood over that of the red corpuscles.

The buff is generally believed to consist of fibrin; but, according to the researches of Mulder, it is composed of a binoxide of protin, which is insoluble in boiling water, and a tritoxide which is soluble. These oxides are comprehended by Mulder under the name *oxyprotin*.

When the blood presents the above appearance, it is said to be *buffy*.

CORK, Suber.

CORMIER, *Sorbus domestica*.

CORMUS. In botany, when the stem of a plant, without creeping or rooting, is distended under ground, retaining a round or oval form, it is so called. The Cormus is vulgarly termed a root,—*radix*.

CORN, (Saxon *corn*), (G.) *K e r n*. — In England, this word means the *Cereal*ia, or those seeds, which grow in ears, not in pods. In the United States, *Corn* always means *Indian Corn*. Its English sense corresponds to the French *Blé* or *Bled*.

CORN, *Clavus*, *Clavus Pedis*, *Eophy'ma Clavus*, *Gomur'sa*, (F.) *Cor*, *Ognon*, from *cornu*, 'horn.' A small, hard, corneous tumour, which forms upon the foot, generally on the toes; and is commonly produced on the most projecting parts, by the pressure of too tight shoes. A part of the corn is raised above the skin, and forms a round tumour, like the head of a nail: the other portion, which serves as its base, is buried more or less deeply in the integuments, and occasionally extends as far as the tendons and periosteum. Corns may, sometimes, be removed, by immersing the feet in warm water, but commonly they return. They can, likewise, be destroyed by the knife or caustics; but these operations are not as simple as they seem. In the way of palliation, they must be constantly pared; and, for the purpose of preventing pressure, any soft plaster, spread upon linen or leather, may be applied, with a hole in the centre to receive the corn; and layer after layer of plaster be added, until they attain the level of the corn. When very irritable, the lunar caustic, rubbed over the surface, will generally diminish irritability surprisingly, and in a mode not easy of explanation.

CORN, *Zea mays*—c. *Guinea*, *Panicum Italicum*—c. *Indian*, *Zea mays*—c. *Wild*, *Matricaria chamomilla*—c. *Flag*, *Gladiolus vulgaris*—c. *Flower*, *Centaurea cyanus*—c. *Salad*, *Valeriana dentata*.

CORNALINE, Cornelian.

CORNE, Cornu—c. *d'Ammon*, *Cornu ammonis*—c. *de Béliet*, *Cornu ammonis*—c. *de Cers*, *Cervus*, *Cornu cervi*, *Cochlearia coronopus*—c. *de Chamois*, *Cornu rupicaprae*—c. *de la Peau*, *Cornu*.

CORNÉ, Corneous.

COR'NEA, *Cornea transpa'rens*, *C. pellu'cida*, *C. lu'cida*, *Ceras*, *Sclerot'ica oerato'id'es*,

Cerato'id'es seu *Cerato'd'es membra'na*, *Cerato'm'nia*, *Membra'na cornea*; from *cornu*, 'horn.' The *transparent cornea*. (F.) *Cornée*. One of the coats of the eye, so called because it has some resemblance to horn. It is termed *transparent* to distinguish it from the *opaque*—*Cornea opa'ca* or *Sclerotio*. It is convex, anteriorly; concave, posteriorly; forming nearly one-fifth of the anterior part of the eye, and representing a segment of a sphere about seven lines and a half, or in, 0.625 in diameter. It seems to be constituted of laminae in superposition, but of the precise number anatomists are not agreed. Henle assigns it four; the third, a very solid cartilaginous lamella, being called *Membrana de Demours* or *M. de Dessemet*. Messrs, Todd and Bowman assign it five layers.

CORNEA, CONICAL, Staphyloma of the cornea—c. *Opake*, *Caligo*—c. *Opaca*, *Sclerotic*—c. *Sugar-loaf*, Staphyloma of the cornea.

CORNÉE, Cornea.

CORNEITIS, Ceratitis.

CORNEL, AMERICAN RED-ROD, *Cornus sericea*—c. *Large-flowered*, *Cornus Florida*.

CORNE'LIAN, *Carnelian*, *Chalcedo'nus*, *Carnéolus*, *Lapis Carnéolus*, *Corné'lius*, *Corné'olus*, *Lapis Sard'ius*, (F.) *Cornaline*. A precious, semi-transparent stone, found in Sardinia. The ancients ascribed to it a number of absurd properties.

CORNELUS, Cornelian.

CORNEOLUS, Cornelian.

CORNEOUS, *Cor'neus*, (F.) *Corné*. Having the nature or appearance of horn.

CORNEOUS TISSUE is that which forms the nails. The *corneous membrane* is the *cornea*.

CORNES DE LIMAÇON (F.) *Suaif's Horns*. A name given by Anel, to the lachrymal puncta and ducts.

CORNES DE LA MATRICE, *Cornua uteri*—c. *de la Peau*, *Horny excrescences*.

CORNETA, Retort.

CORNET ACOUSTIQUE, Ear-trumpet—c. *Moyen*, *Turbinated bone*, middle—c. *de Morgagn*, *Turbinated bone*, superior.

CORNETS DE BERTIN, Sphenoidal cornua—c. *Sphénoïdauz*, *Sphenoidal cornua*.

CORNICHON, see *Cucumis sativus*.

CORNICULARIS PROCES'SUS, *Coracoid process*.

CORNIC'ULUM, diminutive of *cornu*, 'a horn,' 'a little horn.' A species of cupping instrument, shaped like a trumpet, having a hole at the top for sucking the air out, to diminish the pressure in its interior.—*Sculctetus*, *Hildanus*.

CORNICULUM LARYNG'IS, *Capit'ulum Santorini* seu *Laryng'is*, *Supra-arytenoid Cartilages*, *Capit'ulum Cartilag'inis arytenoidæ*. A small, very movable, cartilaginous tubercle, found on the arytenoid cartilages.

CORNIER, *Cornus Florida*.

CORNIFICATION, *Racornissement*.

CORNINE, see *Cornus Florida*.

CORNUILLER, *Cornus Florida*—c. *à Feuilles arrondies*, *Cornus circinata*—c. *à Grandes fleurs*, *Cornus Florida*—c. *Soyeux*, *Cornus sericea*.

CORNU, *Ceras*, *Corn*, *Horn*. (F.) *Corne*. A conical, hard, epidermeous projection, which grows on the heads of certain animals, serving them as a weapon of offence and defence. Anatomists have given this name to parts of the

human body, which have nearly the same shape as the horns of animals.

CORNU. A *horny excrescence*. A *Corneous Wart*, which occasionally forms on the skin, and requires the use of the knife; (F.) *Corne de la Peau*. See *Corn*. Also, *Cornu Cervi*. See *Cervus*. Also, a *Retort*.

CORNU ACUSTICUM, Ear-trumpet.

CORNU AMMONIS, *Cornu Arietis*, *Hippocampus major*, *Pes hippocampi major*, *Pes hippocampi minor*, *Protuberantia cylindrica*, *Vermis Bombycinus*, *Processus cerebri lateralis*, (F.) *Corne d'Ammon*, *Corne de Bélier*, *Grande Hippocampe*, *Pied de cheval marin*, *Protuberance cylindroïde* (Ch.), *Bourrelet roulé*. A broad, considerable eminence, curved on itself, and situate at the posterior part of the lateral ventricle. Its surface presents two or three tubercles separated from each other by shallow grooves.

The *Accessorius Pedis Hippocampi*, (F.) *Accessoire du pied d'hippocampe*, is a prominence, usually formed by the base of the inferior cornu of the lateral ventricle of the brain. It is merely a fold of the hemisphere, and was by Malacarne called *Cuissart* ou *Armure des Jambes*.

CORNU ANTERIUS VENTRICULI LATERALIS; *Anterior Cornu of the Lateral Ventricle*. The portion of the lateral ventricle of the brain, which is lodged in the middle of the lobe, and forms the commencement of that cavity.

CORNU CERVI, *Cornu*, *Hartshorn*, *Cornu Cervinum*, *Cervi Elaphi Cornu*, (F.) *Corne de cerf*. The horns of various species of the stag. They contain about 27 per cent. of gelatin. The *Shavings*, *Raspatur* a seu *Rasura Cornu Cervi*, *C. C. raspatum*, boiled in water, have, consequently, been esteemed emollient and nutritive.

When burnt, they constitute the *Cornu cervi calcinatum*, *Cornu ustum*, *Phosphas Calcis*, *Calcaria phosphorica*, (F.) *Corne de cerf calcinée*, which consists of 57.5 per cent. of phosphate of lime. It has been used as an antacid, but is wholly inert, as its composition would indicate. It contains only 1 per cent. of carbonate of lime.

Hartshorn was once supposed to possess a bezoardic power.—J. Vesti.

CORNU (CERVINUM) CERVUS, *Plantago coronopus*—c. Ethmoidal, Turbinate bone, middle.

CORNU DESCENDENS VENTRICULI LATERALIS, *Digital Cavity*, *Descending or inferior cornu of the lateral ventricle*. The termination of the lateral ventricle in the middle lobe of the brain, behind the fissure of Sylvius.

CORNU, MIDDLE, Turbinate bone, middle.

CORNU RUPICAPRÆ, (F.) *Corne de Chamois*. The horn of the chamois. It has the same properties as the *Cornu Cervi*.

CORNUA, Turbinate bones.

CORNUA CARTILAGINIS THYROIDÆ. Eminences on the thyroid cartilage, distinguished into *great* or *superior*, which are articulated with the *great cornu* of the os hyoides;—and into *small* or *inferior*, united with the cricoid cartilage.

CORNUA COCCYGIS, *Cornua of the Coccyx*. Two small, tubercular eminences at the base of the coccyx, which are articulated with those of the sacrum.

CORNUA CUTANEA, *Horny excrescences*.

CORNUA HYOIDEI OSSIS, *Radiæ ossis hyoidæi*, *Cornua of the Hyoid Bone*. Four frag-

ments of the os hyoides, situate above the body of the bone, and distinguished into the *small* or *superior*; and the *great* or *lateral*.

CORNUA LACHRYMALIA, *Lachrymal ducts*—c. *Limacum*, *Lachrymal ducts*, see *Lachrymal puncta*.

CORNUA POSTERIORIS VENTRICULI LATERALIS, *Posterior Cornu of the Lateral Ventricle*. The triangular prolongation of the lateral ventricle of the brain into the substance of the occipital lobe.

CORNUA SACRALIA, *Cornua of the Sacrum*. Two tubercles, situate at the posterior and inferior surface of the sacrum, which are sometimes united.

CORNUA, STYLOID, see *Hyoides os*.

CORNUA UTERI, *Cornua of the Uterus*, *Corææ*, *νεπαται*, *Plectanzæ*, (F.) *Cornes de la Matrice*. The angles of the uterus, where the Fallopian tubes arise. Sometimes applied to the Fallopian tubes themselves.

CORNUE, *Retort*.

CORNUMUSA, *Retort*.

CORNUM AMOMUS, *C. sericea*—c. *Blue-berried*, c. *Sericea*.

CORNUS CIRCINATA, *Round-leaved Dogwood*, (F.) *Cornouiller à feuilles arrondies*. The bark of this variety has been used for similar purposes with the next.

CORNUS FLORIDA, *Dogwood*, *Dogtree*, *Bet-tree*, *Bitter Redberry*, *Large-flowered Cornel*, *Male Great-flowered Dogwood*, *Florida Dogwood*, *Virginian Dogwood*, *Boxwood*, (*New England*), (F.) *Cornouiller*, *Cornier*, *C. à grandes fleurs*. The bark of this beautiful tree, which grows every where in the United States, has been long employed as a substitute for cinchona. Dose, from ʒss to ʒj. Its active principle has been separated from it, and received the name of *Cornine*.

CORNUS FEMINA, *C. sericea*—c. *Mas odorata*, *Laurus sassafras*—c. *Rubiginosa*, *C. sericea*—c. *Sanguinea*, *Sestibina*, *C. sericea*.

CORNUS SERICEA, *Cornus amomus*, *C. fœmina*, *C. rubiginosa*, *C. sanguinea*, *Swamp Dogwood*, *Red Willow*, *Rose Willow*, *New England Dogwood*, *Female Dogwood*, *Silky-leaved Dogwood*, *American red-rod Cornel*, *Blueberried Dogwood*, *Blueberried Cornus*, (F.) *Cornouiller soyeux*. The bark, it is said, has been found little inferior to *Cinchona Pallida* in intermittents.—Barton.

CORNUTA, *Retort*.

CORODIALYSIS, *Coretomia*.

CORONAL, *Crown*—c. *Ciliaris*, *Ciliary body*—c. *Dentis*, *Crown of a tooth*—c. *Glandis*, *Crown of the glans*—c. *Posterior ulnæ*, *Olecranon*.

CORONA RADIANs, *Radiating Crown of Reil*. Fasciculi of white fibres radiate in all directions from every part of the surface of the optic thalamus, excepting its inner side, which is free and corresponds to the third ventricle; the anterior of these fibres pass directly forwards, the middle fibres outwards, and the posterior backwards, forming the *corona radians*—c.

CORONA REGIA, *Trifolium melilotus*—c. *Ulnæ*, *Olecranon*—c. *Veneris*, *Crown of Venus*.

CORONÆ CILIARIS MEMBRANULA, *Ciliary zone*—c. *Palpebrarum*, see *Tarsus*.

CORONAL, *Coronalis*, *Coronarius*. Relating to the *crown*; from *corona*, 'a crown.' A name formerly given to the frontal bone, be-

cause on it partly reposes the crown of kings, &c.

CORONAL SUTURE, *Sutura coronalis*, *S. Fronto-parietalis*, *Puppis Sutura*, *S. Arcuata*. The suture of the head, which extends from one temporal bone to the other, over the crown of the head, and unites the parietal bones with the frontal. The *Sutura Coronale* of the French anatomists is the suture which unites the two halves of the os frontis at the early period of life. It is a prolongation of the sagittal.

CORONALE, MINERAL WATERS OF. These waters are found near Lucca, in Italy. They received their name from an erroneous notion, that they are particularly adapted for curing diseases of the os frontis. Their temperature is 95° Fahrenheit. They contain free carbonic acid, sulphates of lime and magnesia, chlorides of sodium and magnesium, &c., and some iron.

CORONARIUS, Coronal.

CORONARY, *Coronarius*, (F.) *Coronaire*, from *corona*, 'a crown.' Resembling a crown.

CORONARY ARTERY OF THE STOMACH, *Arteria Coronaria Ventriculi*, *A. Gastrica superior*, (F.) *Artère coronaire stomacique*, *A. Stomogastrique* (Ch.), is one of the branches of the celiac, which passes towards the superior orifice of the stomach, extends along its lesser curvature, and ends by anastomosing with the pyloric branch of the hepatic. This artery furnishes branches to the inferior part of the œsophagus, the cardiac orifice, the great *cul-de-sac*, the middle part of the stomach, the lesser omentum, and anastomoses with the other arteries of those organs.

CORONARY LIGAMENT OF THE LIVER is a reflection of the peritonæum, which surrounds the posterior margin of the liver. The same term is likewise applied to ligaments, which unite the radius and ulna.

CORONARY PLEXUS OF THE HEART. The anterior and posterior coronary plexuses of the heart are derived from the cardiac plexus.

CORONARY PLEXUS OF THE STOMACH. This plexus of nerves is given off from the upper part of the solar plexus.

CORONARY SINUS OF THE HEART, *Sinus coronarius*, venous—c. *Sinus of Ridley*, *Sinus coronarius*.

CORONARY VEIN OF THE STOMACH, *Vena Coronaria Ventriculi*, accompanies the artery and terminates in the vena portæ. Sömmering, and some other anatomists, call all the four arteries of the stomach *Coronaria stomachicæ*.

CORONCION, *Corœncion*.

CORONÉ, from *κρόωνη*, 'a crow.' The coronoid process of the lower jaw.

CORONOID, *Coronoides*, from *κρόωνη*, 'a crow,' and *ειδος*, 'shape,' 'resemblance.' Resembling the beak of a crow. This name has been given to two processes. One, situate at the anterior and superior part of the ramus of the os maxillare inferius, and affording attachment to the temporal muscle: the other, called, also, *sharp process*, situate at the superior part of the ulna, anterior to the great sigmoid fossa, and forming a part of the hinge of the elbow-joint.

CORONOPodium, *Plantago coronopus*.

CORONOPUS, *Cochlearia coronopus*—c. *Ruellii*, *Cochlearia coronopus*.

COROTOMIA, *Coretomia*.

CORPORA ALBICANTIA, Mammillary tubercles—c. *Arantii*, *Noduli Arantii*, *Tubercula A.*—c. *Bigemina*, *Quadrigemina corpora*—c. *Candiantia*, *Albicantia corpora*, Mammillary tubercles—c. *Fibrosa*, *Corps Fibreux*.

CORPORA FIMBRIATA, *Tænia Hippocampii*, *Fimbriatæ* or *fringed bodies*, (F.) *Corps Frangés*, *C. Bordés*, *Bandelettes des Cornes d'Ammon*, *Bandelette de l'Hippocampe*. The thin, flattened, and very delicate band, situate along the concave edge of the cornu ammonis, and which is a continuation of the posterior crura of the fornix.

CORPORA GENICULATA, (F.) *Corps Géniculés*, *C. genouillés*. Eminences situate at the lower and outer part of the optic thalami. Each optic tract commences at the *corpus geniculatum externum*. The *corpus geniculatum internum* is merely a tubercle inserted into the bend or knee, formed by the corpus geniculatum externum.

CORPORA GLOBOSA CERVICIS UTERI, *Nabothi glandule*—c. *Lutea*, see *Corpus luteum*.

CORPORA MALPIGHIANA, *Malpighian Bodies*, *Ac'ini of Malpighi*. Scattered through the plexus formed by the blood-vessels and uriniferous tubes in the kidney, a number of small dark points may be seen with the naked eye, which received their name from Malpighi, their describer. Each of these, under the microscope, is found to consist of a convoluted mass of blood-vessels. It was at one time supposed, that the tubuli uriniferi originate in them; but this does not appear to be the case. Their use is not positively known, as they have been lately traced by Mr. Bowman into the commencement of the urinary tubes, in which they lie uncovered; it has been supposed that their office may be to separate the watery portions of the blood to be mixed with the proper urinous matter.

CORPORA MAMMILLARIA, Mammillary tubercles—c. *Nervio-spongiosa Penis*, *Corpora cavernosa*—c. *Nervosa*, *Corpora cavernosa*.

CORPORA OLIVARIA, *C. ovata*, *Eminentia Olivæ*, *Prominentia Semi-ovales Medullæ Oblongatæ*, (*Eminences latérales*, Ch.) Oblong, whitish eminences, situate at the occipital surface of the medulla oblongata, exterior to the corpora pyramidalia.

CORPORA OVATA, *Corpora olivaria*.

CORPORA PYRAMIDALIA, *Eminentia pyramidalis*, (F.) *Corps pyramidaux*, *Pyramides antérieures* (Gall.) *Eminences pyramidales* (Ch.) Two small medullary eminences, placed alongside each other, at the occipital surface of the medulla oblongata, between the corpora olivaria. These bodies have also been called *Corpora Pyramidalia antica*, to distinguish them from the *C. olivaria*, which have been called *Corpora Pyramidalia lateralia*.

CORPORA PYRAMIDALIA POSTERIORA, *Corpora restiformia*—c. *Quadrigemina*, *Q. corpora*.

CORPORA RESTIFORMIA, *Crura medullæ oblongatæ*, *Pedunculi medullæ oblongatæ*, *Corpora pyramidalia posteriora*, *Processus à cerebell'o ad medull'am oblongatam*, *Posterior pyramids*, *Peduncles of the medulla oblongata*; *Inferior peduncles of the cerebellum*, (F.) *Corps restiformes*, *Cuisses postérieures*, *Pyramides postérieures*, *Racines*, *Bras ou Jambes du cervelet*, *Pétites branches de la moëlle allongée*, *Pédoncules du cervelet*. Two medullary pro-

jections, oblong, and of a whitish appearance, which proceed from each side of the upper extremity of the medulla oblongata; and contribute to the formation of the cerebellum.

CORPORA STRIATA, *Grand ganglion supérieur du cerveau* (Gall.), *Couches des nerfs ethmoidaux, Corps cannelés, Eminences Lenticulaires, Colléculi Nervi Ethmoidalis, Apices Crurum medullæ oblongatæ, Ganglion cerebri anterioris*, (F.) *Corps striés*. Pyramiform eminences, of a slightly brownish-gray colour, which form part of the floor of the lateral ventricles of the brain. When cut, a mixture of gray and white substance is seen, arranged alternately, to which they owe their name. The tract of fibres that ascends from the anterior pyramids passes chiefly into them. Willis considered that the soul resided there.

CORPORA STRIATA SUPERNA POSTERIORA, *Thalami nervorum optico-rum*.

CORPS, Body—c. *Bordés*, *Corpora fimbriata*—c. *Calieux*, *Corpus callosum*—c. *Cannelés*, *Corpora striata*—c. *Caverneux*, *Corpora cavernosa*—c. *Cendré*, *Corpus dentatum*—c. *Ciliaire*, *Corpus dentatum*—c. *Dentelé*, *Corpus dentatum*—c. *Etranger*, *Extraneous body*—c. *Festonné*, *Corpus dentatum*.

CORPS FIBREUX, *Corpora Fibrosa*. Bayle has given this name to adventitious, fibrous productions of a round form,—more or less adherent, and sometimes having a pedicle,—which form in certain parts of the body, particularly in the substance of the uterus.

CORPS FRANGÉS, *Corpora fimbriata*—c. *Géniculés*, *Corpora geniculata*—c. *Godronné*, *Fascia dentata*—c. *Hyalode*, *Corpus vitreum*—c. *d'Hygmore* ou *d'Highmore*, *Corpus Highmori*—c. *Jaune*, *Corpus luteum*—c. *Muqueux*, *Corpus mucosum*—c. *Organisés*, *Organized bodies*—c. *Pampiniforme*, *Corpus pampiniforme*—c. *Pyramidaux*, *Corpora pyramidalia*—c. *Restiformes*, *Corpora restiformia*—c. *Rhombode*, *Corpus dentatum*—c. *Striés*, *Corpora striata*—c. *Thyroïde*, *Thyroid gland*—c. *Variiforme*, *Epididymis*—c. *Variqueux*, *Corpus pampiniforme*, *Epididymis*—c. *Vitré*, *Corpus vitreum*.

CORPULENT, *Corpulentus*, *Obesus*, *Crassus*, *Fat*, *Fleshy*. Having an unusual development of fat or flesh in proportion to the frame of the body.

CORPULENTIA, *Corpulence*, from *corpus*, 'the body,' and *lentus*, 'thick,' is synonymous with *Obesity* and *Polysarcia*, (q. v.)

CORPULENTIA CARNOSA, *Torositas*.

CORPUS, *Soma*, *A Body*, (q. v.) Any object which strikes one or more of our senses. Gases, liquids, metals, vegetables, animals, are so many bodies. Natural bodies have been divided into *animal*, *vegetable*, and *mineral*; or into *inorganic*, including the mineral kingdom; and *organized*, including the animal and vegetable. The chief differences between organized and inorganic bodies consists in the former having an *origin by generation*, *growth by nutrition*, and *termination by death*: the latter, a *fortuitous origin*, *external growth*, and a *termination by chemical or mechanical force*.

Many parts of the frame have, also, been distinguished by this name, as *Corpus Callosum*, *C. Mucosum*, &c.—See *Body*.

CORPUS ADENIFORME, *Prostate*—c. *Adenoides*, *Prostate*—c. *Adiposum*, *Pinguedo*—c. *Alicoum*, *Extraneous*—c. *Annulare*, *Pons varolii*.

CORPUS CALLOSUM, *Commissura Magna cerebri*, *Trabs Medullaris*, *Trabecula*, *Copula magna cerebri*, (F.) *Corps Calieux*, *Voûte médullaire*, *Plafond des ventricules du cerveau*, *Mésolobe* (Ch.) A white, medullary band, perceived on separating the two hemispheres of the brain, which it connects with each other. La Peyronie regarded it as the seat of the soul.

CORPUS CILIARE, *Ciliary Body*, *Corpus dentatum*, see *Ciliary*—c. *Cinereum*, *Corpus dentatum*—c. *Conoides*, *Pineal gland*—c. *Crystalloides*, *Crystalline*.

CORPUS DENTATUM, *C. Denticulatum*, *C. Ciliarè*, (F.) *Corps dentelé*, *Corps festonné*. A central, oval nucleus, of cineritious substance, met with in the cerebellum; the circumference of which exhibits a number of indentations, surrounded by medullary substance—*Vicq d'Azyr*. It is seen by dividing the cerebellum vertically into two equal parts.—The same body has been called *Corps cendré* ou *ciliaire* ou *rhombode*, *Corpus Cine'reum*, *C. Rhombodeum*, *Ganglion du cervelet*, *Noyau central des Pédoncules du cervelet*, *Nucleus dentatus seu fimbriatus seu centralis seu rhomboidalis*, *Substantia rhombodea*, *Ganglion ciliarè*, *Ganglion cerebelli*.

CORPUS DENTICULATUM, *C. Dentatum*—c. *Discoides*, *Crystalline*—c. *Externum*, *Extraneous body*—c. *Extraneum*, *Extraneous body*—c. *Geniculatum*, see *Corpora Geniculata*—c. *Glandiforme*, *Prostate*—c. *Glandosum*, *Prostate*—c. *Glandulosum*, *Prostate*.

CORPUS GLANDULOSUM MULIERUM, *Glandula Prostatae mulierum*. A vascular, spongy eminence, which surrounds the orifice of the urethra, and projects at its under part.

CORPUS HIGHMORI, *C. Highmoria'mum*, *Mastus seminarius*, (F.) *Corps d'Hygmore* ou *d'Highmore*, *Sinus des Vaisseaux séminifères*, (Ch.) An oblong eminence, along the superior edge of the testicle, which seems formed of a reflection of the tunica albuginea, through which the principal trunks of the seminiferous vessels pass before they reach the epididymis.

CORPUS LUTEUM, (F.) *Corps jaune*. A small yellowish body, perceived in the ovarium, and left after the rupture of one of the vesicles. It was, for a long time, considered an evidence of previous impregnation: but it is now maintained, that *Corpora lutea* may be met with in unquestionable virgins.

CORPUS MUCOSUM, *C. reticulatè*, *Retè mucosum*, *Mucus Malpig'hii*, *Retè Malpig'hii*, *Reticulum cutaneum seu mucosum*, *Mesodermium*, *Mucous web*, (F.) *Corps muqueux*. The second layer of the skin has been so called. It is situated between the *cutis vera* and *cuticle*, and gives colour to the body. In the white varieties of our species it is colourless; in the negro, black. By some anatomists the existence of such a layer, distinct from the epidermis, is denied.

CORPUS OKENSE, *Corpus Wolfianum*.

CORPUS PAMPINIFORME, *C. Varicosum*, from *pampinus*, 'a tendril,' *Corpus pyramidalè*, *Hederae'cus plexus*, *Plexus pampiniformis*, *Plexus vasculosus funiculi spermatici pampiniformis*, (F.) *Corps pampiniforme*, *C. Variqueux*. The plexus or retiform arrangement of the spermatic arteries and veins in the cavity of the abdomen, anterior to the psoas muscle.

CORPUS PAPILLARE, *Textus Papillaris*,

Corpus reticulare. The nervous and vascular papillæ, situate beneath the epidermis, called by Breschet *Neurothelic apparatus*.

CORPUS PHACOIDES, Crystalline—c. Pituitary, Pituitary gland—c. Psalloides, Lyra—c. Pyramidale, Corpus pampiniforme—c. Reticulare, Corpus mucosum, Corpus Papillare—c. Rhomboideum, Corpus dentatum—c. Thymium, Thymus—c. Thymicum, Thymus—c. Thyroideum, Thyroid gland—c. Turbinatum, Pineal gland—c. Varicosum, Corpus pampiniforme, Spermatic chord—c. Varicosum testis, Epididymis.

CORPUS SPONGIOSUM URETHRÆ, Substantia spongiosa urethræ. This substance arises before the prostate gland, surrounds the urethra, and forms the bulb. It then proceeds to the end of the corpora cavernosa, and terminates in the glans penis, which it forms.

CORPUS VITREUM, Humor Vitreus, H. Hyaloides seu hyalinus, Glaciælis humor, Vitreous humor, (F.) Corps vitré, C. hyaloïde, Humeur hyaloïde. The transparent mass of a gelatinous consistence, which fills the eye, behind the crystalline. It is contained in cells, formed by the *tunica hyaloïdea*.

CORPUS WOLFFIANUM, Corpus Oken'se. At a very early period of fœtal formation, bodies are perceptible, which were first described, by Wolff, as existing in the fowl, and in the mammalia by Oken. According to Müller, they disappear in man very early, so that but slight remains of them are perceptible after the 9th or 10th week of pregnancy. They cover the region of the kidneys and renal capsules, which are formed afterwards; and they are presumed to be the organs of urinary secretion during the first periods of fœtal existence.

CORPUSCLES, BLOOD, Globules of the blood—c. Caudate, see Caudate—c. Glandiform, Acinus—c. Lymph, see Lymph.

CORPUSCLES, PACINIAN, so called from Filippo Pacini, an Italian physician, who first noticed them in 1830. Small bodies connected with the cutaneous nerves of the palm and sole. They have also been found sparingly and inconstantly in nerves at the wrist and elbow; in the upper arm, forearm, and thigh, and intercostal nerve, the sacral plexus, solar plexus and the plexuses adjacent to it. In each corpuscle there is the termination of a nervous filament. Their uses are not known.

CORPUSCLES, PUS; see Pus—c. Splenic, see Splen—c. White granulated, see Globulin.

CORPUSCULA ARANTII, Tubercula A.—c. Glandularum similia intestinorum, Peyer glandulæ—c. Globosa cervicis uteri, Nabothi glandulæ.

CORPUSCULUM ARANTII, see Sigmoid valves—c. Sesamoideum, see Sigmoid valves.

CORRAGO, Borago officinalis.

CORRE, Corsh, from *κατα*, 'I shave.' (?) The temples or the part of the jaws, which it is usual to shave.—Gorræus.

CORRECTIF, Corrigent.

CORRECTION, Correctio, from *corriger*, (con, and *regere*, 'to rule or order,') 'to correct.' The act of correcting medicines; that is, of diminishing their energy or obviating unpleasant effects, by mixing them with substances which mitigate their operation.

CORRECTORIUS, Corrigenes.

CORRIGEEN MOSS, Fucus crispus.

CORRIGENT, Cor'rigens, Correctarius, Castigans, Infringens, Emendans: same etymon. (F.) *Correctif*. That which corrects. A corrigent, in a pharmaceutical formula, is a substance added to a medicine to mollify or modify its action. In the following formula, the aloes, if not corrected, might induce tormina. The *Oleum Menthae* is added as a corrigent.

℞ Aloes ʒj
Olei Menthae gtt. v
Syrup q. s. ut fiant Pilulæ xvj

CORRIGIA. A leathern strap. By extension, the term has been applied to the tendons and ligaments.

CORROBORANT, Corrob'orans, Rob'orans, Muscularis, Restaurans, Restor'ative, Bracing, from *corroborare*, (con, and *robur*, 'strength,') 'to strengthen.' (F.) Corrob'orant, Corrob'oratif, Fortifiant. Any substance which strengthens and gives tone. Wine, for example, is a corrob'orant. See Tonic.

CORROBORANTIA, Tonics.

CORROBORATIF, Corrob'orant.

CORRODANT, Corrosive.

CORRODENS, Corrosive.

CORROSIE, Corrosive.

CORROSION, Corro'sio, Diabro'sis, Anabro'sis, Ero'sio, from *con*, and *rodere*, *rosum*, 'to gnaw.' The action or effect of corrosive substances.

CORROSIVE, Corro'dens, Diabro'ticus, Corrosivus, same etymon. (F.) Corrosif, Corrodant. Corrosives are substances, which, when placed in contact with living parts, gradually disorganize them. *Caustic alkalies, Mineral acids, Corrosive sublimate*, are *corrosives*. They act either *directly*, by chemically destroying the part,—or *indirectly*, by causing inflammation and gangrene.

CORROSIVE POISON, see Poison.

CORRUGATIO, Corrugation—c. Cutis, Wrinkle.

CORRUGATION, Corruga'tio, Syncre'ma, from *con*, and *riga*, 'a wrinkle.' Wrinkling, Frowning, (F.) *Fröncement*; the contraction of the *Corrugatores Supercil'ii* muscles. Corrugation of the skin is often owing to the application of styptic medicines: it is rendered by them unequal and rugous.

CORRUGATOR COITERII, Corrugator supercilii.

CORRUGATOR SUPERCILII, from *corrugare*, 'to wrinkle;' same etymon. *Musculus supercil'ii, Supercil'aris, Musculus frontalis verus* seu *Corrugator Coite'rii, (F.) Cutané-sourcilier, Muscle Sourcilier* on *Surcilier, M. Fronto-Sourcilier*. A muscle situate in the eyebrows. It is attached, by its inner extremity, to the superciliary ridge, and is confounded, externally, with the occipito-frontalis and orbicularis palpebrarum. It carries the eyebrow inwards, and wrinkles the skin of the forehead.

CORRUPTION, Corruptio, Phthora, Diaph'thora, from *corrumpere*, *corruptum*, (con, and *rumpere*, 'to break,') 'to destroy.' Act of corrupting. State of being corrupted. Reaction of the particles of a body upon each other. It is probable that something like corruption may take place even in the living body.

CORSE, Corre.

CORSET, from (F.) *corps*, 'the body.' *Stethodesmium*, *Stethodesmis*, *Stethodesmus*, *Tu-nica Thoracis*, *Thorax*, *Pectoralæ*. An article of dress, which closely embraces the trunk, and is much used by females in civilized countries. When corsets or stays are worn very tight, many serious evils result from the unnatural compression.

Different bandages, more or less complicated, which embrace the greater part of the trunk, are likewise so called.

CORSET DE BRASDOR. The name of a bandage invented by one Brasdor, to keep *in situ* the fragments of a fractured clavicle.

CORTALON, Senecio.

CORTEX, *Phloios*, *Phloos*, *Phloous*, *Lemma*, *Bark*, (F.) *Ecorce*. This word has often been applied exclusively to Cinchona: thus, we say *Bark*—the *cortex* or *bark* $\kappa\alpha\tau'$ $\epsilon\lambda\omicron\chi\eta\mu$. It means, also, any bark.

CORTEZ ALCOMOCO, *Alcomoque*—c. Anisi stellati, see *Illicium anisatum*—c. Antiscorbuticus, Canella alba—c. Aromaticus, Canella alba—c. Aurantii, see *Citrus aurantium*—c. Canellæ Malabaricæ, *Laurus cassia*—c. Cardinalis del Lugo, Cinchona—c. Caryophyllatus, see *Myrtus caryophyllata*—c. Caryophylloides, *Laurus culilawan*.

CORTEX CEREBRI. The *Cortical*, *Cerebrivous*, *Vesicular* or *Gray substance of the Brain*. The gray portion observed at the exterior of the cerebrum and cerebellum; so called because it forms a kind of bark to the medullary substance. Gall considers, that this substance forms the nerves; and therefore calls it *Substance matrice des nerfs*.

The name *cortical* is likewise given to the external substance of the kidneys, because it is of a deeper colour than the inner part of the organ, and forms a kind of envelope to it.

CORTEX CHACARILLÆ, *Croton Cascarilla*—c. China, Cinchona—c. China regius, Cinchona—c. Crassior, *Laurus cassia*—c. Culilawan, *Laurus Culilawan*—c. Eleutheriæ, *Croton cascarilla*—c. Flavus, Cinchonæ cordifoliæ cortex—c. Lavola, see *Illicium anisatum*—c. Magelanicus, see *Wintera aromatica*.

CORTEX OVI, *Cortical membrane*. This membrane, so called by Boer and Granville, is usually regarded as a uterine production, and designated *Decidua reflexa*. They consider it to surround the ovule, when it descends into the uterus, and to enclose the shaggy chorion. It is absorbed during the first months of uterogestation, so as to expose the next membrane to the contact of the decidua, with which a connexion takes place at the part where the placenta is to be formed. In that part, Boer and Granville consider, that the *Cortex Ovi* is never altogether obliterated, but only made thinner, and in process of time is converted into a mere pellicle or envelope, which not only serves to divide the filiform vessels of the chorion into groups or cotyledons, in order to form the placenta, but also covers those cotyledons. This Granville calls *membra'na propria*. See *Decidua membrana*.

CORTEX PALLIDUS, Cinchonæ lancifoliæ cortex—c. Patrum, Cinchona—c. Peruvianus, Cinchona—c. Profluvii, Nerium antidiysentericum—c. Ruber, Cinchonæ oblongifoliæ cortex—c. Striatedentium, Enamel of the teeth—c. Thuris,

Croton cascarilla—c. Winteranus, see *Wintera aromaticum*—c. Winteranus spurius, Canella alba.

CORTICAL, *Corticalis*; from *cortex*, 'bark.' Belonging to bark.

CORTICAL MATTER OF THE BRAIN, *Cortex Cerebri*—c. Membrane, *Cortex Ovi*.

CORTUSA AMERICANA, *Henchera cortusa*.

CORU. An Indian tree, the bark of whose root furnishes a milky juice, which is employed in diarrhoea and dysentery. It is also called *Coru Canar'ica*.

CORUSCATIO, *Astrape*.

CORYBANTIASM, *Corybantias'mus*, *Corybantis'mus*, from $\kappa\omicron\upsilon\beta\alpha\iota$, one of the Corybantes. A name formerly given to a kind of phrensy, in which the sick were tormented by fantastic visions, and perpetual want of sleep.

CORYDALUS BULBOSUS, *Fumaria bulbosa*.

CORYLUS AVELLANA, *Bundurh*, *Corylus*. The *Hazel-nut Tree*. (F.) *Coudrier*, *Noisetier*. Family, *Amentaceæ*. *Sec. Syst.* *Monœcia Polyandria*. The nut,—*Filbert*, (F.) *Aveline*; *Hazel-nut*, (F.) *Noisette*,—of this tree, is much eaten in many countries. Like all nuts, it is by no means easy of digestion. It is the *Nux avellana*, $\kappa\omicron\upsilon\beta\alpha\iota$ $\Pi\omega\tau\iota\kappa\omicron\upsilon\varsigma$, of the ancients.

CORYLUS ROSTRATA, *Beaked Hazel*. An indigenous shrub, *Nat. Ord.* *Amentaceæ*; *Suborder*, *Cupuliferæ*: *Sec. Syst.* *Monœcia Polyandria*; the nut of which is surrounded by a coriaceous and scaly involucre, terminating in a tube covered with short and thick bristles. These bristles have been given as an anthelmintic in the same cases and doses as mucuna.

CORYMBETRA, *Hedera helix*.

CORYNE, *Penis*.

CORYPHE, *Acme*, *Vertex*—c. *Cordis*, see *Mucro*.

CORYZA, *Grave'do*, *Rhinitis*, *Catarrhismus*, *Catarrhalismus*, *Stillicidium Narium*, *Phlegmatorrhœgia*, *Blennorrhœanasa'lis*, *Blennorrhœia*, *Destillatio*, *Catar'rhus ad Nares*, *C.nasa'lis*, *Rhinocatar'rhus*, *Angi'nasasa'lis*: vulgarly, 'running at the nose,' 'A cold in the head.' In French, *Rhume de cerveax*, *Catarrhus nasal*, *Enchifrènement*; in Old English *Pose* or *Mur*; whence *Murren* and *Murrayn*; from $\kappa\omicron\upsilon\beta\alpha\iota$, or $\kappa\alpha\upsilon\alpha$, 'the head,' and $\tau\epsilon\omega$, 'I boil.' Inflammation (attended with increased discharge) of the Schneiderian membrane lining the nose, and the sinuses communicating with it. The affection generally subsides without any medical treatment.

Chronic Coryza is termed, also, *Oza'na benigna*.

CORYZA ENTONICA, *Ozæna*—c. *Maligna*, *Ozæna*—c. *Ozænosa*, *Ozæna*—c. *Purulenta*, *Ozæna*—c. *Scarlatinosa*, *Rhinocæce*—c. *Ulcerosa*, *Ozæna*—c. *Virulenta*, *Ozæna*.

COSCINISMUS, *Cribration*.

COSCINOI, see *Cribration*.

COSMESIS, *Cosmetics*.

COSMETICS, *Arts cosmet'ica*, *Callipist'ria*, *Cosme'sis*, (F.) *Cosmétique*, from $\kappa\omicron\upsilon\sigma\mu\epsilon\iota\upsilon$, 'to adorn,' 'to embellish.' The art of preserving the beauty. *Cosmetic*, *Stilbo'ma*, is, also, used for the different means employed for that purpose; as the compounds which enter into the oxides of lead, bismuth, mercury, arsenic, &c. All these, however, injure the skin, and often

give rise to unpleasant cutaneous affections. Frequent ablution with cold water and bathing are the best cosmetics. Essences, soaps, and all the preparations intended for the toilet, fall, also, under this head.

COSMÉTIQUE, Cosmetics.

COSMOS, from *κοσμος*, 'the world,' 'order,' &c. The *order*, which was supposed to preside over critical days. Hippocrates and others have so termed *bracelets*, employed, not only as ornaments (*κοσμησις*, 'to adorn,') but as therapeutical agents.

COSSA, Haunch.

COSSUM. A malignant ulcer of the nose, often of a syphilitic character.—Paracelsus.

COSSUS, *Cossis*. A sort of white, short, thick worm or larve, found in trees, logs of wood, &c., and used by the Romans as a great article of gourmandise. They were, also, applied to ulcers.—Pliny. The term has, likewise, been given to those small vermiform pimples on the face—Acne—which arise from inflammation of the sebaceous follicles.

COSTA, *Pleurā*, *Pleurum*, *Pleuro'ma*. A Rib, from *custodire*, 'to guard,' 'defend;' (F.) Côte. The ribs are 24 in number;—12 on each side. They are irregular, long, bony curves; slightly flattened, and situate obliquely at the sides of the chest. The intervals between them are called *intercostal spaces*, (F.) *Espaces intercostaux*, and they are numbered first, second, third, &c., reckoning from above to below. They have been distinguished into *Costæ veræ*, *True ribs*, (F.) *Vraies Côtes*, *Côtes sternales*, *Côtes vertebrales-sternales* (Ch.), and into *Costæ spuria*, *Menda'sæ Costæ*, *Nothæ Costæ*, *False ribs*, *Côtes asternales* (Ch.), *Faussees Côtes*. The *true or sternal ribs*, as they have also been called, are the first 7; which are articulated at one extremity to the spine, and at the other, by means of their cartilages, to the sternum. The *false ribs* are the remaining 5: the uppermost three being united, by means of their cartilages, to the cartilage of the last true rib. The others are free at their external extremity, and, hence, have been called *Floating ribs*, *Côtes flottantes*. The vertebral extremity of each rib is slightly expanded. It is called the head of the rib—*Capitulum Costæ*: the space between this and the tubercle is the *collum* or *neck*. Anterior to the tubercle is the *angle*. The *angle* is the part where the bone bends to form the lateral part of the thorax.

COSTÆ CAPITULUM, see *Costa*—c. *Mendosæ*, see *Costa*—c. *Spuriæ*, see *Costa*—c. *Veræ*, see *Costa*.

COSTAL, *Costalis*, from *costa*, 'a rib.' Relating to a rib,—as 'costal cartilage.'

COSTIVENESS, Constipation.

COSTMARY, Tanacetum balsamita.

COSTO-ABDOMINAL, Obliquus externus abdominis—c. *Basi-scapulaire*, *Serratus magnus*—c. *Claviculaire*, *Subclavicular* muscle.

COSTO-CLAVICULAR, *Costa-Claviculāris*. Belonging to the ribs and clavicle.

COSTO-CLAVICULAR LIGAMENT, *Cleidacostal Ligament*, is a fibrous, flattened fascia, which extends, obliquely, from the cartilage of the first rib to the inferior surface of the clavicle.

COSTO-CORACIÏDIEN, *Pectoralis minor*—c. *Scapulaire*, *Serratus magnus*.

COSTO-STERNAL, *Costa-Sternalis*. Relating to the ribs and sternum. The articula-

tion of the sternum with the anterior extremity of the first seven ribs.

COSTO-TRACHELIANUS. Relating to the ribs and to the *trachelian* or transverse processes of the neck. Under the name *Costo-trachelian*, *Chaussier* designates the anterior and posterior *scaleni*.

COSTO-TRANSVERSA RIUS. Relating to the ribs, and to the transverse processes.—Bichat gave this name to the articulation of the tuberosities of the ribs with the transverse processes of the spine.

COSTO-VERTEBRAL, *Costo-vertebrālis*. Belonging to the ribs and vertebra.—Bichat gave this name to the articulation of the head of the ribs with the vertebra; and to the ligaments connected with it.

COSTO-XIPHOID, *Costo-xiphoides*. The name of a ligament, which unites the cartilage of the seventh rib to the xiphoid or eosiform cartilage.

COSTUS. The ancients seem to have given this name to several plants. One has borne the appellation, since the time of Dioscorides, —the *Costus Arabicus*, *Costus Indicus*, *C. amarus*, *dulcis*, *orientalis*, *Tsia'na*, (F.) *Canne Congo*, *Canne de Rivière*: *Family*, *Amomæ*, *Sez. Syst.* *Monandria Monogynia*; the root of which is aromatic, and has been considered tonic, carminative, diuretic, emmenagogue, &c. The virtues of the ancient *costus* are highly extolled.—Theophrastus, Dioscorides, Pliny, Galen.

COSTUS CORTICOSUS, *Canella alba*—c. *Hortorum*, *Tanacetum balsamita*—c. *Hortorum minor*, *Achillea ageratum*—c. *Nigra*, *Cynara scylimus*.

COSTYLE, *Cotyle*.

COTA, *Anthemis cotula*.

COTARONIUM; an obscure term, used by Paracelsus for a universal solvent: such a thing as does not exist.

CÔTE, *Costa*.

CÔTES, *COL DES*, *Collum costarum*—c. *Asternales*, see *Costa*—c. *Faussees*, see *Costa*—c. *Flattantes*, see *Costa*—c. *Sternales*, see *Costa*—c. *Vertebrales-sternales*, see *Costa*—c. *Vraies*, see *Costa*.

COTIGNAC. A kind of conserve or preserve, prepared from quinces not entirely ripe, and sugar. It is esteemed stomachic and astringent.

COTON, *Gossypium*.

COTTON, *Gossypium*.

COTULA, *Anthemis cotula*—c. *Fætida*, *Anthemis cotula*.

COTURNIUS, LIQUOR OF, *Liquor Coturni*, *L. of Cotugno*, *Aquila acustica*, *Aqua auditoria*, *Perilymph*, (F.) *Lymphi de Cotugno*. A transparent, slightly viscid fluid, which fills all the cavities of the internal ear, and of which Cotugno made mention. It is also called *Aqua Labyrinthi*.

COTURNIX, *Tetrao coturnix*.

COTYLĒ, *Cotyla*, *Cotyledon*, *Castyle*; the same as *Acetabulum*. A hollow cavity in a bone, which receives the head of another bone: particularly the *cotyloid* cavity. *Κοτυλη* signified a drinking cup, and, indeed, any thing hollow, as the hollow of the hand.—Athenæus.

COTYLEDON, *Cotyle*—c. *Marina*, *Umbilicus marinus*.

COTYLĒDONS, (*Κοτυληδων*, 'a cavity,') *Acetab-*

ula uteri'na. The lobes which, by their union, form the placenta.

COTYLOID, *Cotyloides*, *Cotyloïdeus*, *Cotyloïdes*, from *κωτυλη*, 'a drinking cup,' and *ειδος*, 'form.' Resembling the ancient *κωτυλη*. The name of a hemispherical cavity, situate in the os innominatum, which receives the head of the os femoris;—*Fossa cotyloïdea*, *Sinus Coxa*, *Acetabulum*, *Pyxis*.

COTYLOID LIGAMENT, *Ligamentum Cotyloïdeum*, (F.) *Ligamentum cotyloïdion*, is a very thick, fibro-cartilaginous ring, surrounding the cotyloid cavity, the depth of which it increases.

COU, Collum—*c. du Pied*, Instep—*c. Gros*, Bronchocele.

COUCH GRASS, *Triticum repens*.

COUCHE, *Couches*, (F.), from *coucher*, 'to lie down.' This word is used, 1. For *parturition*, *accouchement* or *delivery* (*puerperium*, *parturi'tio*;) hence, *une couche heureuse*, 'a happy delivery;' *une fausse couche*, 'a premature delivery;' and, 2. For the time during which a female remains in bed on account of delivery.—*Tempus puerperii*, the *child-bed state*. The *Lochia* have been termed *Suites de couches*. *Couche* also means a bed or *thalamus* (q. v.) as,

COUCHER, Decubitus.

COUCHES DES NERFS ETHMOÏDAUX, *Corpora striata*—*c. des Nerfs oculaires*, *Thalami nervorum opticoïrum*—*c. des Nerfs optiques*, *Thalami nervorum opticoïrum*—*c. Optiques*, *Thalami nervorum opticoïrum*.

COUCHING, see *Cataract*.

COUCINEA COCCINEA, *Caconcia coccinea*.

COUDE, Elbow.

COUDE-PIED, Instep.

COUDEE, Cubitus.

COUDRIER, *Corylus avellana*.

COUENNE (F.), *Cutis suilla*. A term given to various parts of the human skin, which are prominent, hard, brownish, and often covered with rough hairs, so as to form patches not very unlike the skin of the hog. It is a malformation, occurring during intra-uterine existence, and remaining for life. See also, *Nævus*, and *Corium phlogisticum*.

COUENNE INFLAMMATOIRÉ, *Corium phlogisticum*—*c. Pleurétique*, *Corium phlogisticum*.

COUGH, *Tussis*—*c. Bronchial*, *C. tubal*—*c. Root*, *Trillium latifolium*.

COUGH, TUBAL, *Bronchial cough*, *Tussis bronchica*, (F.) *Toux tubaire*, *T. bronchique*. Cough is so termed, when the succussion communicated by it to the parietes of the chest is very energetic, and a sensation is experienced by the ear as if a column of air was traversing with much noise, strength, and rapidity, tubes with solid walls.

COUGH, WINTER, *Bronchitis*, (chronic.)

COUGHING, *Tussis*.

COULER, To strain.

COULEUVRE, *Coluber berus*.

COULEUVRÉE, *Bryonia alba*.

COULISSE, (F.) 'A groove, a gutter.' Anatomists designate, by this name, every deep groove or channel in a bone, in which a tendon plays;—such as the *Coulisse Bicipitale* or *Bicipital Groove* of the *Humerus*.

COULISSE BICIPITALE, *Bicipital groove*—*c. Humérale*, *Bicipital groove*.

COULOIR, *Colatorium*.

COUM, *Colchicum autumnale*.

COUNTÉANCE, *Vultus*, *Volturnus*, *Visage*, (F.) *Figure*, *Visage*: from *eum*, 'with,' and *teneo*, 'I hold.' The form of the face. The system of the features.

COUNTER-EXTENSION, *Contra-extensionis*, *Anti'asis*, (F.) *Contre-extension*, from *contra-extension'ere*, 'to extend in a contrary direction.' It consists in retaining firmly and immovably the upper part of a limb, whilst extension is practised on the lower, in cases of fracture or luxation.

COUNTER-INDICATION, *Contra-indicatio*, *Antidés'is*, *Antidix'is*, *Antidexis*. An indication contrary to another. (F.) *Contre-indication*. Any circumstance, which acts as an obstacle to the employment of such therapeutical means as seem to be indicated by other circumstances.

COUNTER-IRRITANT, see *Counter-irritation*—*c. Granville's*, (*Lotion*.) *Granville's Counter-irritant*.

COUNTER-IRRITATION, *Contra-irritatio*. An irritation, excited in a part of the body, with the view of relieving one existing in another part. The rémedies used for this purpose are called *Counter-irritants*, and form a most valuable class of remedial agents. See *Derivation*.

COUNTERSTROKE, *Contraissura*.

COUP, Blow—*c. de Feu*, *Wound*, *gunshot*.

COUP DE MAÎTRE ou **TOUR DE MAÎTRE**, (F.) A masterly stroke or performance. A mode of introducing the sound or catheter into the bladder, which consists in first passing it with its convexity towards the abdomen of the patient, and giving it a half turn towards the right groin, when its extremity has reached the root of the penis under the symphysis pubis. There is no advantage in this mode of introduction.

COUP DE SANG, (F.) A common term, used by some physicians in France, to designate the loss of sensation and motion, which results from hemorrhage in the brain, or from simple congestion in the vessels of that organ. See *Apoplexy*. Some authors have comprehended, under the same denomination, different hemorrhages, which occur in the cellular texture of the face, lungs, skin, &c.

COUP DE SOLEIL, (F.) *Siri'asis*, *Seiri'asis*, *Siri'asis Egyptiaca*, *Ictus solis*, *Ictus solaris*, *Insolatio*, *Encephalitis insolati'nis*, *Phrenitis calentura*, *Stroke of the sun*, *Egyptian Starstroke* or *Sunstroke*. Any affection produced by the action of the sun on some region of the body;—head, hands, arms, &c. A very common effect of exposing the naked head to the sun is inflammation of the brain or its meninges, which Sauvages calls *Carus ab Insolati'ne*; *Morbus solstitia'lis*.

COUPE-BRIDE, *Kiotome*.

COUPEROSE, *Gutta rosea*.

COUPURE, *Cut*, *Wound* (incised.)

COURANTE, *Diarrhœa*.

COURAP. A distemper, very common in India, in which there is a perpetual itching of the surface, and eruption. It is of an herpetic character, and appears chiefly on the axilla, groins, breast, and face.

COURBARIL, see *Anime*.

COURBATURE, (F.) *Acer'ba lassitu'do*,

Violent lassitude, fatigue. An indisposition, characterized by a sensation, as if the limbs were bruised; general feeling of debility, extreme lassitude; and, sometimes, slight fever. It appears immediately after severe exercise, but sometimes not till the next day. Rest removes it.

COURBURE, Curvature.

COURGE, Cucurbita pepo.

COURMI or **CURMI**, *κουργι, κουργι*. A fermented liquor, made from barley. A kind of ale or beer.—Dioscorides.

COURO-MOELLI. An Indian tree, the bark of which is said to be anti-venomous.

COURON'DI, *Couron'do*. An evergreen tree of India, the juice of which, mixed with warm whey, is said to cure dysentery.—Ray.

COURONNE CILIAIRE, *Godronné canal*—*c. du Dent*, Crown of a tooth—*c. du Gland*, Crown of the glans—*c. du Trépan*, Crown of the trepan—*c. de Venus*, Crown of Venus.

COURONNE RAYONNANTE, (F.) A term given by Reil to the fan-shaped terminations of the crura cerebri in the brain.

COURONNEMENT, (F.) *Coro'na*. A vulgar expression, sometimes used to designate the circular ring, which the os uteri forms around the head of the child at a certain period of accouchement:—the head seeming to be surrounded, as it were, by a crown. The head is then said to be *au couronnement*.

COURS DE VENTRE, Diarrhœa.

COURSE, Running.

COURSES, Menses.

COURT, Short.

COURTE HALEINE, Dyspœa.

COUSIN, Culex.

COUSSINET, Pad.

COUTEAU, Knife—*c. à Amputation*, Knife, amputation—*c. à Cataracte*, Knife, cataract—*c. Courbe*, Knife, crooked—*c. à Crochet*, Knife, crochet—*c. Désarticulateur*, Knife, double-edged—*c. Droit*, Knife, amputation—*c. de Feu*, *Cultellaire*—*c. Interosseux*, Knife, double-edged—*c. Lenticulaire*, Knife, lenticular—*c. Lithotome*, Knife, lithotomy—*c. en Serpette*, Knife, *en serpette*—*c. Symphysien*, see Symphyseotomy—*c. à deux tranchans*, Knife, double-edged.

COUTOU'BEA ALBA, *Ea'acum spica'tum*, *P'icrium spica'tum*. A plant of Guiana, which is very bitter, and is considered, in the country, to be emmenagogue, anthelmintic, and antidyspeptic.

COUTURES PAR LA PETITE VÉROLE, see Cicatrix.

COUTURIER, Sartorius.

COUVERCLE, see Crucible.

COUVRECHEF, (F.) *Cucul'us*, *Fascia'tio encullata*, *Scepastarium*, *Scepastrum*. A bandage, applied to the head for retaining certain dressings, &c. *in situ*. The French surgeons distinguish two kinds. 1. The *Grand Couvreface* ou *Serviette en carré* (*Cucul'us major*), which is formed of a napkin or large square compress: and, 2. The *Petit Couvreface* ou *Mouchoir en triangle* (*Cucul'us minor*), formed of a napkin or other square compress, folded from one angle to the other diagonally opposite to it.

COUVRECHEF, see Bandage, Galen's.

COVE, CLIMATE OF. On the northern side of Cork Harbour, in Ireland, is the Island of Cove. The town of Cove is on the southern

aeclivity of a hill running from east to west. It is, consequently, sheltered from the north winds, and receives the full force of the sun. It is one of the mildest climates in Great Britain, and corresponds in its influence on disease with the south-west of England. It is well adapted as a winter retreat for the phthisical.

COVOLAM, *Crataeva Marmelos*. The bark of this tree is tonic: the unripe fruit is astringent: but, when ripe, is delicious.

COWBANE, *Cicuta aquatica*.

COWBERRY, *Vaccinium vitis idæa*.

COWHAGE, *Dolichos pruriens*.

COWITCH, *Dolichos pruriens*.

COWPARSNEP, *Heracleum lanatum*.

COWPER'S GLANDS, *Accessory glands*, (F.) *Glandes accessaires*, *G. de Cowper*, *Prostates inférieures* ou *petites prostates*. Two small ovoid groups of mucous, reddish follicles, situate behind the bulb of the urethra, before the prostate, the excretory ducts of which open into the bulbous portion of the urethra. They are also called *Glandula antepros'tata*, and *G. pros'tata inferior*.

COWPER'S GLANDS IN THE FEMALE, *Glands of Duvernoy*, *Glands of Bartholinus*, *Prostata mulie'bris* seu *Bartholini*, are situate at each side of the entrance of the vagina, beneath the skin covering the posterior or inferior part of the labia. They are rounded, but elongated, flat, and bean-shaped; their long diameter varying from five to ten lines; their transverse, from two and a half to four and a quarter; and their thickness from two and a quarter to three lines. Like Cowper's glands in the male, they are not invariably present. The secretion from them is a thick, tenacious, grayish-white fluid, which is emitted in great quantity during sexual intercourse; and is probably the fluid, supposed, of old, to be the female sperm.

COWPOX, *Vaccina*—*c. Inoculation*, *Vaccination*.

COWRAP, *Impetigo*.

COWSLIP, *Primula veris*—*c. Jerusalem*, *Pulmonaria*.

COWWEED, *Cherophyllum sylvestre*.

COXA, Haunch.

COXELUVIUM, Bath, hip.

COXAGRA, Neuralgia femoro-poplitæa.

COXAL'GIA, *Mercozal'gia*, *Osphyal'gia*, *Osphyalg'ema*. A word of hybrid origin, from *coxa*, 'hip,' and *αλγος*, 'pain.' Pain in the hip. A sign of rheumatic or other inflammation—*Coxitis*, or of some disease about the hip-joint. See Neuralgia femoro-poplitæa, and *Coxarum morbus*.

COXARTHITIS, *Coxitis*.

COXARTHROCAE, *Coxarum morbus*.

COXARUM MORBUS, *Coxen'dicis* seu *Coxa'rius morbus*, *Arthrocael' coxa'rum*, *Coxarthrocael'*, *Osphyarthrocael'*, *Cozal'gia* (of some), *Hip disease*. A scrofulous caries, and often spontaneous luxation of the head of the os femoris, occasioning permanent shortening of the limb, and not unfrequently hectic and death.

COXEN'DIX, Haunch. This word has also been used synonymously with ischium. The haunch, anatomists, too, have called the ilia, *Ossa Coxen'dicis*.

COXITIS, *Coxarthrit'is*, a hybrid term, from *Coza*, 'the hip,' and *itis*, denoting inflammation. Inflammation of the hip-joint.

COXO-FEMORAL, *Coxo-femoralis*. Belonging to the coxal bone or ileum, and to the os femoris. *Ilio-femoral* has the same signification.

COXO-FEMORAL ARTICULATION, *Ilio-Femoral A.*, (F.) *Articulation de la Hanche*, the Hip joint. The head of the femur and articular cavity are covered by a *diarthrodial cartilage* and *synovial capsule*; and by a very strong *capsular or articular ligament* attached to the circumference of the cotyloid cavity, and to the neck of the femur. There is, also, a *round or interarticular ligament*, passing from the inferior notch of the cotyloid cavity to the rough depression at the top of the caput femoris; and a *cotyloid ligament*.—a sort of thick, cartilaginous ring, situate on the edge of the cotyloid cavity, and converting the inferior notch into a foramen. These are the great means of union in this extensive articulation.

CRAB, *As'tacus fluviat'ilis*, *Cancer*, *Gam'marus*, *Gam'barus*, *Cam'marus*, (F.) *Crabbe*, *Écrevisse*, *Escrèvice*. A shell-fish much used as an article of diet. Like other shell-fish it is apt to disagree, and excite urticaria, &c.

CRABE, Crabyaws.

CRABLOUSE; a species of *Pedic'ulus*, *P. Pubis*, which infests the pudendum and axilla. (F.) *Morpion*. It is easily destroyed by the white precipitate of mercury, or by mercurial ointment.

CRABS' EYES, *Cancrorum chelæ*—c. Stones, *Cancrorum chelæ*.

CRABYAWS, (F.) *Crabe*. A name in the West Indies for a kind of ulcer on the soles of the feet, with edges so hard, that they are difficult to cut.

CRACHAT, Sputum.

CRACHEMENT, Excretion—*c. de Pus*, *Vomica*, *Phthisis pulmonalis*—*c. de Sang*, *Hæmoptysis*.

CRACHOTEMENT, (F.) from *cracher*, 'to spit.' The frequent spitting of a small quantity of saliva.

CRACKLING OF LEATHER, see *Craquement de cuir*.

CRACOW GROATS, Semolina.

CRADLE, Sax. *crabel*, *Ar'culus*, *Solen*, (F.) *Arceau* ou *Archet*. A semicircle of thin wood, or strips of wood, used for preventing the contact of the bed-clothes in wounds, &c. An ordinance of the Grand Duke of Tuscany forbade mothers and nurses to sleep with a child near them, unless it was placed under a solid cradle of this kind, in order that no accident might arise from *overlaying*.

CRÆPALÈ, from *κραπαλη*, *Crapp'ula*, 'drunkenness, surfeit.' A derangement of the functions of the brain, &c., produced by wine or any other fermented liquor.—Galen.

CRÆTE, Creta.

CRAMA, *κραμα*, from *κραω*, 'I mix.' A mixture of any kind. Dilute wine.

CRAMBE, Cabbage.

CRAMBION, from *κραμβη*, 'cabbage.' A decoction of cabbage.—Hippocrates.

CRAMP, from (G.) *κρ α μ π ε ν*, 'to con-

tract.' *Crampus*, *Ent'asia systrem'ma*, *Tet'anti'dolorif'icus*, *Myospas'mus*, *Spasmus muscul'aris*, *Rhegè*, *Rhegma*, *Rhegmus*. A sudden, involuntary, and highly painful contraction of a muscle or muscles. It is most frequently experienced in the lower extremities, and is a common symptom of certain affections;—as of *Colica Pictorum* and *Cholera Morbus*. Friction and compression of the limb, by means of a ligature applied round it above the muscles affected, will usually remove the spasm.

CRAMP OF THE STOMACH, (F.) *Cramps de l'Estomac*. A sudden, violent, and most painful affection of the stomach, with sense of constriction in the epigastrium. It seems to be the effect of the spasmodic contraction of the muscular coat of the stomach, and requires the use of the most powerful stimulants and antispasmodics, of which opium is the best.

CRAMP, WRITERS', *Stammering of the Fingers*. A condition of the fingers, in which they are unable to hold the pen, or in which one or more of the muscles of the fingers are irregularly and irresistibly contracted.

CRAMPE DE L'ESTOMAC, Cramp of the stomach.

CRAN DE BRETAGNE, *Cochlearia armoracia*.

CRANBERRY, *Vaccinium oxycoccus*—c. Upland; *Arbutus uva ursi*.

CRANE; *Cranium*—c. *Humain*, *Cranium humanum*.

CRANE'S BILL, *Geranium*—c. Spotted, *Geranium maculatum*—c. Stinking, *Geranium Robertianum*.

CRANIOCELE, *Encephalocèle*.

CRANIOHÆMATONCUS, *Cephalæmato-ma*.

CRANIOL'OGY, *Cranios'copy*, *Cranilog'ia*, *Phrenology*, *Cranioscop'ia*, *C. Gallia'na*, *Encephaloscop'ia*, *Doctri'na Gallia'na*. Words, introduced, since Gall, into medical language. The first two terms are respectively derived from *κρανιον*, 'cranium,' *λογος*, 'a discourse,' and *εξονειν*, 'to examine.' They signify a description, or simply an examination of the different parts of the external surface of the cranium, in order to deduce from thence a knowledge of the different intellectual, and moral dispositions. Strictly speaking, it is by *Cranioscopy*, that we acquire a knowledge of *Craniology*, or of *Organology* or *Cranology*, as it has, also, been termed. These words are generally, however, used in the same sense. The cranium being moulded to the brain, there are as many prominences on the bone, as there are projections at the surface of the brain. According to Gall, each projection, which he calls an *organ*, is the seat of a particular intellectual or moral faculty, and all persons endowed with the same faculty, have, at the same part of the brain, a prominence, which is indicated, externally, by a bump or projection in the bony case. The *System* of Gall is made to comprise 27 prominences, which answer to 27 faculties. The following Table exhibits these supposed organs, and their seat.

CEREBRAL ORGANS AND THEIR SEAT, ACCORDING TO GALL.

1. *Instinct of generation, of reproduction; amativity; instinct of propagation; venereal instinct.*
(German.) Zeugungstrieb, Fortpflanzungstrieb, Geschlechtstrieb.
 2. *Love of progeny; philoprogenitiveness.*
(G.) Jungenliebe, Kinderliebe.
 3. *Attachment; friendship.*
(G.) Freundchaftsinn.
 4. *Instinct of defending self and property; love of strife and combat; combativeness; courage.*
(G.) Muth, Raufainn, Zanksinn.
 5. *Carnivorous instinct; inclination to murder; destructiveness; cruelty.*
(G.) Wurgainn, Mordsinn.
 6. *Cunning; finesse; address; secretiveness.*
(G.) List, Schlauheit, Klugheit.
 7. *Desire of property; provident instinct; cupidity; inclination to robbery; acquisitiveness.*
(G.) Eigenthumsinn, Hang zu stehlen, Einsammlungsinn, Diebsinn.
 8. *Pride; haughtiness; love of authority; elevation.*
(G.) Stolz, Hochmuth, Hohensinn, Herrachsucht.
 9. *Vanity; ambition; love of glory.*
(G.) Eitelkeit, Ruhmaucht, Ehrgeiz.
 10. *Circumspection; foresight.*
(G.) Behutsamkeit, Vorsicht, Vorichtigkeit.
 11. *Memory of things; memory of facts; sense of things; educability; perfectibility; docility.*
(G.) Sachgedächtniss, Erziehungsfähigkeit, Sachainn.
 12. *Sense of locality; sense of the relation of space; memory of places.*
(G.) Ortsinn, Raumainn.
 13. *Memory of persons; sense of persons.*
(G.) Personensinn.
 14. *Sense of words; sense of names; verbal memory.*
(G.) Wordgedächtniss, Namensinn.
 15. *Sense of spoken language; talent of philology; study of languages.*
(G.) Sprachforschungssinn, Wortainn, Sprachsinn.
 16. *Sense of the relations of colour; talent of painting.*
(G.) Farbensinn.
 17. *Sense of the relations of tones; musical talent.*
(G.) Tonsinn.
 18. *Sense of the relations of numbers; mathematics.*
(G.) Zahlensinn.
 19. *Sense of mechanics; sense of construction; talent of architecture; industry.*
(G.) Kunstainn, Bauainn.
 20. *Comparative sagacity.*
(G.) Vergleichender Scharfsinn.
 21. *Metaphysical penetration; depth of mind.*
(G.) Metaphysischer Tiefainn.
 22. *Wit.*
(G.) Witz.
 23. *Poetical talent.*
(G.) Dichtergeist.
- Seated in the cerebellum. It is manifested at the surface of the cranium by two round protuberances, one on each side of the nape of the neck.
- Indicated at the external occipital protuberance.
- About the middle of the posterior margin of the parietal bone; anterior to the last.
- Seated a little above the ears; in front of the last, and towards the mastoid angle of the parietal bone.
- Greatly developed in all the carnivorous animals; forms a prominence at the posterior and superior part of the squamous surface of the temporal bone, above the mastoid process.
- Above the meatus auditorius externus, upon the sphenoidal angle of the parietal bone.
- Anterior to that of cunning, of which it seems to be a prolongation, and above that of mechanica, with which it contributes to widen the cranium, by the projection which they form at the side of the frontal bone.
- Behind the top of the head, at the extremity of the sagittal suture, and on the parietal bone.
- Situate at the side of the last, near the posterior interal angle of the parietal bone.
- Corresponds to the parietal protuberance.
- Situate at the root of the nose, between the two eyebrows, and a little above them.
- Answers to the frontal sinus, and is indicated externally by two prominences at the inner edge of the eyebrows, near the root of the nose, and outside of the organ of memory of things.
- At the inner angle of the orbit.
- Situate at the posterior part of the base of the two anterior lobes of the brain, on the frontal part of the bottom of the orbit, so as to make the eye prominent.
- Also at the top of the orbit between the preceding and that of the knowledge of colour.
- The middle part of the eyebrows; encroaching a little on the forehead.
- A little above and to one side of the last; above the outer third of the orbitar arch.
- On the outside of the organ of the sense of the relation of colour, and below the last.
- A round protuberance at the lateral base of the frontal bone, towards the temple, and behind the organs of music and numbers.
- At the middle and anterior part of the frontal bone, above that of the memory of things.
- In part confounded with the preceding. Indicated at the outer side of the last by a protuberance, which gives to the forehead a peculiar hemispherical shape.
- At the lateral and outer part of the last; and giving greater width to the frontal prominence.
- On the outer side of the last; divided into two halves by the coronal suture.

24. *Goodness; benevolence; mildness; compassion; sensibility; moral sense; conscience; bonhomie.*

(G.) Gutmüthigkeit, Mitleiden, moralischer Sinn, Gewissen.

25. *Imitation; mimicry.*

(G.) Nachahmungssinn.

26. *God and religion; theosophy.*

(G.) Theosophisches Sinn.

27. *Firmness; constancy; perseverance; obstinacy.*

(G.) Stetigkeit, Fester Sinn.

Indicated by an oblong prominence above the organ of comparative sagacity; almost at the frontal suture.

At the outer side of the last.

At the top of the frontal bone and at the superior angles of the parietal bone.

The top of the head; at the anterior and most elevated part of the parietal bone.

The first nineteen of these, according to Gall, are common to man and animals; the remaining eight, man possesses exclusively. They are, consequently, the attributes of humanity.

ORGANS ACCORDING TO SPURZHEIM.

1. Amativeness.—2. Philoprogenitiveness.—3. Inhabitiveness.—4. Adhesiveness or Attachment.—5. Combativeness.—6. Destructiveness.—7. Constructiveness.—8. Acquisitiveness.—9. Secretiveness.—10. Self-esteem.—11. Love of Approbation.—12. Cautiousness.—13. Benevolence.—14. Veneration.—15. Firmness.—16. Conscientiousness or Justice.—17. Hope.—18. Marvellousness.—19. Wit.—20. Ideality.—21. Imitation.—22. Individuality.—23. Form.—24. Size.—25. Weight and Resistance.—26. Colour.—27. Locality.—28. Numeration.—29. Order.—30. Eventuality.—31. Time.—32. Melody or Tune.—33. Language.—34. Comparison.—35. Causality.

A fundamental principle with the *Cranio-logists* or *Phrenologists* is,—that the brain does not act as a single organ, but that it consists of a plurality of organs: but, were we able to admit this, the assignment of the seat of different faculties could not but be considered premature.

CRANIOMETRY, *Cranio-metria*; from *κρανιον*, 'the cranium,' and *μετρον*, 'measure.' Measurement of the skull.

CRANIOPATHIA; from *κρανιον*, 'the cranium,' and *παθος*, 'disease.' Disease of the cranium.

CRANIOSCOPY, *Cranioscopy*.

CRANIO-SPINAL, *Cephalo-spinal*.

CRANIOTOMY, *Cranio-tomia*; from *κρανιον*, 'the cranium,' and *τομη*, 'incision.' The operation of opening the head in parturition.

CRANIOTOMY FORCEPS. An instrument, resembling the lithotomy forceps, for laying hold of and breaking down the bones of the head, in parturition.

CRANIUM, *Cra'nion*, *Cranum*, *Calva'ria*, *Scap'hion*, *Conchus*, *Calva*, *Olla cap'itis*, *Theca cerebri*, the skull; from *κρανος*, 'a helmet,' or from *κρανον*, 'head.' (F.) *Crane*. The collection of bones which form the case for lodging the brain and its membranes, as well as their vessels, and some of the nerves. These bones are eight in number—the *frontal*, *occipital*, two *parietal*, two *temporal*, the *sphenoid*, and *ethmoid*. Besides these, there might be considered, as belonging to the cranium, the *cornua sphenoidalia*, the bones of the ear, and the *ossa Wormiana*. Dr. Prichard has characterized the primitive forms of the skull according to the width of the *Bregma*, or space between the parietal bones: 1. The *Stenobregmate*, (*στενος*, 'narrow,') or Ethiopian variety. 2. The *Mesobregmate*, (*μεσος*, 'middle,') or Caucasian va-

riety; and 3. The *Platybregmate*, (*πλατος*, 'broad,') or Mongolian variety.

CRANIUM HUMANUM, *Human Cranium*, (F.) *Crane human*. This was anciently much used in prescriptions, and was considered anti-epileptic, alexipharmic, antiloimic, &c.

CRANOMANCY, *Cranomanti'a*, from *κρανον*, 'the head,' and *μαντεια*, 'divination.' (F.) *Cranomancie*. The art of divining—from the inspection of the head or cranium—the moral dispositions and inclinations of individuals.

CRANSON, *Cochlearia officinalis*.

CRANSSAC, **MINERAL WATERS OF CRANSSAC** is a village in the department of Aveyron, six leagues from Rhodéz, which possesses acidulous chalybeate springs, that have been known for a long time.

CRANTER, from *κρανειν*, 'to finish,' 'render perfect.' The *Dens Sapientia* has been so called.

CRANUM, *Cranium*.

CRAPULA, *Cræpale*.

CRAQUEMENT DE CUIR, (F.) 'Crackling of leather.' A sound like the crackling of new leather, sometimes heard on examining the heart with the stethoscope. It has been supposed to be symptomatic of pericarditis.

CRAQUEMENT PULMONAIRE, (F.) 'Pulmonary crackling.' This *bruit* or sound consists in a succession of small cracklings, heard during inspiration, and almost always at the top of the lung. It is heard at the commencement of phthisis.

CRISIS; *κρσις*, from *κρσινμι*, 'I mix.' A mixture of the constituents of a fluid; as the *crisis of the blood, humours, &c.* The word has also been employed in a more extensive signification, as synonymous with *Constitution, Temperament, &c.*

CRASPEDON, *Staphylædema*.

CRASSAMENTUM, from *crassus*, 'thick.' The thick part or deposit of any fluid. It is particularly applied to the clot of the blood.

CRASSAMENTUM SANGUINIS, see *Blood*.

CRASSE, (F.) Dirt or impurity. A sort of layer or *enduit*, which covers the skin, where cleanliness is not attended to; and which is sometimes the result of the cutaneous exhalation; at others, of extraneous matter adhering to the surface of the body.

CRASSE'NA. A term by which Paracelsus designated the saline, putrescent, and corrosive principles, which, he thought, gave rise to ulcers and tumours of different kinds.

CRASSULA, *Sedum telephium*.

CRASSUS, *Corpulent*.

CRATÆGUS A'RIA, from *κρατος*, 'strength,' owing to the hardness of the wood. *Mes'pilus, Aria* seu *Sorbus, White Bean Tree*, (F.) *Alistor blanc, Alouche, Alouchier*. The fruit, which is

of the size of a small pear, is slightly astringent, and somewhat agreeable to the taste. It has been employed in diarrhœa.

CRATÆVA MARMELOS, Covolam.

CRATERAUCHEN, from κρατος, 'strength,' and αυχων, 'neck.' One with a strong neck: as well as a strong neck itself.

CRATÆVESIUM, Sisymbrium nasturtium, CRATOS, Force.

CRAUTE, MINERAL WATERS OF.

Craute is a village five leagues from Autun, in France, where are mineral springs, containing sulphohydrate of magnesia, chloride of sodium, chlorides of lime, sulphate of lime, and carbonate of magnesia.

CRAYEUX, Cretaceous.

CRAYON NOIR, Graphites.

CRAZINESS, Insanity.

CREA, Shin.

CREAM, *Cremor*, (F.) *Crème*. A thick, unctuous matter, of a yellowish-white colour, and sweet, agreeable taste, which rises to the surface of milk, if kept at rest. It is composed of butter, serum, and casein.

Crème is a name given in France to *bouillies* prepared with farina of different kinds; as the *Cream of Rice*, (F.) *Crème de Riz*, *C. of Barley*, (F.) *C. d'Orge*, &c.

CREAM, Cold, Ceratum Galeni, Unguentum Aquæ rosæ—c. of Tartar, Potassæ supertartaras.

CREASOTE, *Créosote*, *Creasotum*, *Kréasote*, *Creasoton*, *Creasotum*; from κρασας, 'flesh,' and σωτηρ, 'a preserver.' A substance discovered not long ago by Reichenbach. It is obtained from tar, by distillation, and appears to be the active antiseptic and medicinal agent in tar-water and crude pyroligneous acid. It is a colourless transparent fluid, of a penetrating and disagreeable odour, and is freely soluble in alcohol and acetic acid. Its taste is bitter. S. g. 1.037. It coagulates albumen, whence its hæmostatic power. It is a most powerful antiseptic; and has been largely administered in hemorrhages both internally and externally. As an external application, it has been used in burns, ulcers, especially those of a sloughing character, chronic cutaneous affections, and has been applied to tapeworm when protruded, &c. Internally, it has been administered in phthisis, vomiting, diabetes mellitus, nervous diseases, chronic glanders, &c. The dose internally is one or two drops. Externally, it is sometimes applied pure; at others diluted, and commonly with water, (f. ʒss. to f. ʒvj;) or in the form of ointment, (f. ʒss. to ʒj of cerate.)

CREATOPHAGUS, Carnivorous.

CREAZOTON, Creasote.

CREMASON, Pyrosis.

CREMASTER, *Suspendiculum*, *Elevatotesticuli*, *Musculus Testis*, *M. Testicondus*. That which suspends; from κρεμαω, 'I suspend.' The Greeks designated, by this term, the spermatic chord, or all the parts by which the testicle is, as it were, suspended; but, since Vesalius, it has received its present limited meaning. The cremaster is a very thin, muscular fascia—sometimes hardly perceptible—which detaches itself from the internal oblique muscle; passes through the abdominal ring, and vanishes around the tunica vaginalis; serving to draw up the testicle, and to move it slightly. It has been, also, called *Tunica Erythroïdes* and *Suspendorium Testis*.

CREMASTERIC, *Cremastericus*, same etymon as *Cremaster*. Appertaining or relating to the cremaster,—as '*cremasteric artery*,'—a branch of the epigastric.

CRÈME, Cream—c. de Soufre, Sulphur præcipitatum—c. de Tartre, Potassæ supertartaras.

CREMER. The common name for a disease frequent in Hungary, which is produced by excess in eating and drinking.—Chomel.

CREMNOL, plural of κρημος, 'a steep bank.' The lips of an ulcer. *The Labia Pudendi*.—Hippocrates, Foësius. Hence:

CREMNONCUS, from κρημος, 'the labia pudendi,' and ογκος, 'a tumour.' A swelling of the labia pudendi.

CREMOR, Cream—c. Tartari, Potassæ supertartaras—c. Urinæ, see Urine.

CRENA, *Crenatura*, *Denticulus*, (F.) *Crénélure*. In the plural, the small teeth or projections in the bones of the cranium, by means of which an accurate junction is formed at the sutures. *Crénélure* has also been used in surgery, for the gutter or groove in certain instruments, which is generally intended to secure the passage of cutting instruments,—the groove, for example, of a director.

CRENATURA, Crena.

CRÉNELURE, Crena.

CRÉOLE, (S.) *Criollo*; from (S.) *criar*, 'to create or foster.' A native of America, or of the West Indies, born of parents who have emigrated from the old world, or from Africa. Hence there may be white as well as black creoles. Tschudi.

CREOPHAGUS, Carnivorous.

CREPANELLA, Plumbago Europæa.

CREPATIO, *Crepatura*, from *crepare*, 'to make a noise.' The action of bursting any seed by ebullition. *Coque ad crepaturam*, 'Boil till it bursts.'

CREPATURA, Hernia.

CREPIDINES PALPEBRARUM, see Tarsus.

CREPITANT, *Crepitant*, *Crepitans*; same etymon. Crackling.

Rôle Crepitant Sec à Grosses Bulles, 'dry crackling noise with formation of large bubbles,' is heard in pulmonary emphysema, when the distention becomes greater and greater, and is followed by rupture of the vesicles. The air forcing itself a passage in the interlobular cellular tissue, gives rise to this *Rôle* during inspiration.

Rôle Crepitant Sec of Laënnec, *R. vésiculaire*. The *crepitant rattle*, heard, during respiration, in severe pneumonia and in œdema of the lung; so termed on account of the analogy between the sound and that occasioned by pressing a healthy lung between the fingers.

CREPITATION, *Crepitus*, from *crepitare*, 'to make a noise.' *Crackling*. Crepitation or *crepitus*, (F.) *Cluquitis*, has been used, in Surgery, to designate the noise occasioned by the friction of fractured bones, when the surgeon moves them in certain directions. When it cannot be heard at a distance, it may be detected by the immediate application of the ear, or by the use of the stethoscope. *Crepitus* or *crackling* is, likewise, met with in cases of gangrene, when air is effused into the cellular membrane—provided the part be carefully examined with the fingers. The same term is used for the cracking of the joints in health or disease.

CREPITUS, Crepitation, Fart—c. Lupi, Lycoperdon.

CRESCENTIA, Growth.

CRESCENTIA CUJETE; called after Crescentio, an Italian writer on agriculture; *Cujete*, *Narrow-leaved Calabash Tree*. The pulp of the fruit of this West India plant is acidulous. It is used in diarrhoea and headache; and, in syrup, for diseases of the chest.

CRESCENTILÆ, Waxing kernels.

CRESERA, see Cribration.

CRESPINUS, *Oxycantha Galeni*.

CRESS, BITTER, COMMON, *Cardamine pratensis*—c. Garden, *Lepidium sativum*—c. Indian, *Tropæolum majus*—c. Penny, *Thlaspi*—c. Swines', *Cochlearia coronopus*—c. Water, *Sisymbrium nasturtium*—c. Water, marsh, *Nasturtium palustre*.

CRÉSSES, DOCK, Lapsana—c. *Sciatica*, *Lepidium Iberis*.

CRESSI, *Sisymbrium nasturtium*.

CRESSON ALÉNOIS, *Lepidium sativum*—c. *Éléphant*, *Cardamine pratensis*—c. *de Fontaine*, *Sisymbrium nasturtium*—c. *des Indes*, *Tropæolum majus*—c. *des Jardins*, *Lepidium sativum*—c. *du Mexique*, *Tropæolum majus*—c. *de Para*, *Spilanthus oleraceus*—c. *des Prés*, *Cardamine pratensis*.

CREST, Crista—c. of the Ilium, see *Crista* of the Ilium—c. of the Pubis, see *Crista* of the Pubis—c. of the Tibia, see *Crista* of the Tibia—c. of the Urethra, see *Crista urethralis*.

CRETA, *Carbonas calcis friabilis*, *Carbonas calca'reus*, *Glisomar'go*, *Melia Terra*, *Chalk*, *Carbonate of Lime*, (F.) *Crâie*. Native friable carbonate of lime.

CRETA PREPARATA, *Carbonas Calcis præparatus*, *Prepared Chalk*. (Prepared by levigation.) Used, externally, as an absorbent; internally, as an antacid. Dose, gr. x to ʒj or more.

CRETA'CEOUS, *Cretâ'ceus*, (F.) *Crayeux*, from *creta*, 'chalk.' Containing, or relating to, or having the characters of, chalk; as 'cretaceous mixture, cretaceous tubercles.'

CRÊTE, *Crista*—c. *de Cog*, *Crista galli*—c. *de l'Ethmoïde*, *Crista galli*—c. *Urétrale*, *Gallinaginis caput*—c. *Urétrale*, *Caput Gallinaginis*.

CRÊTES DE COQ, see *Crista*.

CRÉTIN. One affected with cretinism. The word is said to come from *Chrétien*, 'Christian,' because the Crétin, being in a state of idiocy, is incapable of committing any sin. See *Cagot*.

CRETINISM, *Cretinism'us*, *Cret'inage*, *Cyrtosis Cretinis'us*. An epidemic affection in the low, deep, narrow situations of the Valais; in the valley of Aost, Maurienne, a part of Switzerland, the Pyrenees, Tyrol, &c. It is a state of idiocy, commonly accompanied by an enormous goitre, and is often hereditary. The unfortunate crétin is little better than the animals around him. He rarely attains an advanced age. Like idiocy, cretinism has been divided into *complete* and *incomplete*.

CREUSET, Crucible.

CREUX DE L'ASSELLE, see *Axilla*.

CREUX DE L'ESTOMAC, *Fossette du cœur*.

CREUX DE LA MAIN, *Palm*.

CREUZNACH, MINERAL WATERS OF, The springs of Creuznach are in Germany.

They contain iodine, bromine, and the chlorides of sodium and calcium.

CREUZOT, MINERAL WATERS OF. C. is a mountain to the north-east of Mount Cenis. Near it is a saline chalybeate spring.

CREVASSE, (F.) *Rima*, from *crever*, 'to break or crack.' A *crack*, a *Cleft*. The words *crevasse*, *gerçure*, *fissure*, and *rhagade* are often used synonymously for small longitudinal cracks or chaps of a more or less painful character. Sometimes, *crevasse* is employed to designate the solutions of continuity or ruptures, which supervene in distended parts, in the urinary passages, uterus, &c.: it is then synonymous with rupture.

CRÏ, *Cry*.

CRIBLÉ, *Cribratus*.

CRIBRA, see *Cribration*.

CRIBRA'TION, *Cribra'tio*, *Cosrini's mus*, from *cribrare*, 'to sift.' *Sifting*. A pharmaceutical operation, which consists in separating the finest parts of drugs from the coarser. Sieves are used for this purpose. These were formerly called *Criba*; *Cos'cini*. A sieve for separating the bran from meal was termed *Cre'sera*, *Aleurote'sis*, *Cribrum Pollinari'um*.

CRIBRA'TUS, *Cribr'o'sus*, from *cribrum*, 'a sieve.' (F.) *Criblé*. Having holes like a sieve. *Lame criblée*, *Cribriform plate*, is the horizontal lamina of the ethmoid bone—so called because it is perforated like a sieve. Through the perforations the olfactory nerves pass.

Lamina Cribr'o'sa of Albinus;—a circular spot, perforated with small holes, seen when the optic nerve is regarded from the inside, after removing the retina and choroid. From these holes the medullary matter may be expressed.

CRIBRIFORM, *Cribrifor'mis*, from *cribrum*, 'a sieve,' and *forma*, 'form.' The ethmoid bone was formerly so called;—*Os Cribrifor'me*.

CRIBRIFORM COMPRESS. A square piece of linen pierced with a number of holes. This is spread with cerate and applied to a suppurating surface, the holes being intended for the escape of the pus.

CRIBRIFORM FASCIA, see *Fascia*, *cribriform*.

CRIBROSUS, *Cribratus*.

CRIBRUM POLLINARIUM, see *Cribration*.

CRICARYTENODES, *Crico-arytenoid*.

CRICELA'SIA, *Cricela'siâ*, from *κρηκος*, 'a circle,' and *ελαυνω*, 'I drive.' An exercise with the ancients, which appears to have been the same as the childish play of rolling the hoop.

CRICK IN THE NECK. A painful rheumatic affection of the muscles of the neck, which causes the person to hold his head to one side in a characteristic manner.

CRICO-ARYT'ENOID, *Crico-arytenoïdeus*, *Cricarytenoïdes*. Relating to the cricoid and arytenoid cartilages.

CRICO-ARYT'ENOID MUSCLE, *Crico-arytenoïde'us lateralis*, *Crico-latero-arytenoïdien*. A muscle which proceeds from the lateral part of the superior edge of the cricoid cartilage to the outer and anterior part of the base of the arytenoid cartilage. It carries the arytenoid cartilage outward and forwards.

CRICO-ARYT'ENOID, POSTERIOR; *Crico-arytenoïde'us post'icus*, *Crico-crêti-arytenoïdien*, *Dilatateur postérieur du Larynx*. A small, triangular muscle, seated at the back part of the

larynx. It extends from the prominent line, at the middle of the posterior surface of the cricoid cartilage, to the outer and posterior part of the base of the arytenoid cartilage.

CAICO-ARYTENOIDË'US SUPERIOR, of Winslow, forms part of the *Arytenoidë'us* of modern anatomists.

CRICO-CRËTI-ARITËNOÏDIEN, Cricco-arytenoid, posterior—*c. Latéro-aryténoidien*, Cricco-arytenoid.

CRICO-PHARYNGEAL, *Cricco-Pharyngæus*: Belonging to the cricoid cartilage and pharynx.

CRICO-PHARYNGEUS muscle, of Winslow, is a fleshy bundle, which forms part of the *Constrictor Pharyngis inferior*. He calls the other part *Thyro-pharyngæus*, and proposes to call the whole *Thyro-cricco-pharyngæus*.

CRICO-THYREOIDES, Cricco-Thyroidean.

CRICO-THYROIDËAN, *Cricco-thyroid*, *Cricco-thyreoides*, *Cricco-thyreoides*, *Cricco-thyreoidëus*. Belonging to the cricoid and thyroid cartilages.

CRICO-THYROID MEMBRANE is of a fibrous nature; and extends from the upper edge of the cricoid cartilage to the inferior edge of the thyroid.

CRICO-THYROID MUSCLE, *Cricco-Thyroidë'us*, (F.) *Dilatateur antérieur du larynx*, is a small, fleshy bundle, of a triangular shape, at the anterior and inferior part of the larynx: It extends from the outer surface of the cricoid cartilage to the lateral parts of the inferior margin of the thyroid cartilage; and its use is, to approximate, anteriorly, the corresponding margins of the cricoid and thyroid cartilages; and thus to stretch the ligaments of the glottis, which it contracts by separating the thyroid cartilage from the arytenoid.

CRICO-THYRO-PHARYNGIEN, *Constrictor pharyngis*.

CRICOID, *Cricoidëus*, *Cricoidë's*, *Cricoides*, *Annularis*, *Cymbalâ'ris*, from *κρίκος*, 'a ring,' and *εἶδος*, 'form.' Having the form of a ring. (F.) *Cartilage anonyme*. A name given to one of the cartilages of the larynx, *Cartilago innominata*, which is situate at its lower part, between the thyroid and first ring of the trachea. It is much higher behind than before.

CRICOIDES, Annular, Cricoid.

CRICOS, Ring.

CRIMNOËDES, *Crimnoë'des*, from *κρίνον*, 'coarse meal,' and *εἶδος*, 'resemblance.' Resembling meal.

CRIMNOËDES URËNA. Urine that deposits a sediment like meal.

CRIMNON, Farina.

CRINALË, from *crinis*, 'hair.' An instrument, formerly used to compress in cases of fistula lachrymalis. It has its name from the circumstance of its having at one end a small cushion stuffed with hair.—Sculetus.

CRINATUM. A species of fumigation, used by Paulus of Ægina. The roots of lilies entered into the process; hence its name,—from *κρίνον*, 'the lily.'

CRINES, Hair.

CRINIS, Capillus.

CRINOMYRON, from *κρίνον*, 'the lily,' and *μύρον*, 'ointment.' *Unguentum liliacervini*, *U. Ægyptium album*, *U. Susinum*. An ointment, composed of lilies and some aromatic plants.—Gorræus.

CRINON, *Lilium candidum*.

CRIOULLO, Creole.

CRIOMYX'OS, *κρίμυξος*. In antiquity, one who had much mucus flowing from his nasal fossæ, like the ram; from *κρίως*, 'a ram,' and *μύξος*, 'mucus.'

CRISIS, *Diacrîsis*, *Dijudicatio*, 'decision,' from *κρίνω*, 'I decide.' This word has been used in various acceptations. Some mean by *crisis* of a disease, when it augments or diminishes considerably, becomes transformed into another, or ceases entirely. Some have used the word to signify only the favourable changes, which supervene in disease; others, for the change going on in the acme or violence of the disease. Others, again, have given this name only to a rapid and favourable change, joined to some copious evacuation or eruption; whilst others have applied the term to the symptoms that accompany such change, and not to the change itself;—thus including, under the same denomination, the *critical phenomena* and the *crisis*.

CRISPATION, *Crispatu'ra*, from *crispare*, 'to wrinkle.' A contraction or spasmodic constriction, which supervenes in certain parts, either spontaneously or by the influence of some morbid cause or therapeutical agent. The capillary vessels of a wound are, by the French, termed *crispés*, when, immediately after an operation, the blood does not flow from them. The skin is said to be *crispée*, when contracted, and the bulbs of the hair become more prominent. *Crispation* of the nerves is a slight convulsive motion of external or internal parts, much less than that which occurs in convulsion.

CRISTA, *Ambè*, *Ambon*. A crest. (F.) *Crête*. A name given to several bony projections; also, to the clitoris.

The word *Crêtes* (F.), *Cristæ*, is also used, in France, for fimbriated excrescences, which form at the anus, and near the genital organs; and are commonly owing to the syphilitic virus. *Crêtes de Coq* are syphilitic excrescences, resembling, in form, the crest of the cock.

CRISTA GALLI; two Latin words, signifying the comb of a cock, (F.) *Crête de l'ethmoïde*, *C. de Coq*. A flat, triangular process, rising above the cribriform plate of the ethmoid bone, and resembling a cock's comb. It gives attachment to the anterior part of the falx cerebri.

CRISTA OR CREST OF THE ILLIUM, is the superior margin of the ilium:—the *Crista* or *Crest of the Tibiâ*, the anterior edge, the shin; and the *Crista* or *Crest of the Pubis*, the posterior sharp edge on the upper surface of the bone. Winslow calls the nymphæ *Crista of the clitoris*; and Chaussier, the verumontanum, *Crista Urethralis*, *Crest of the Urethra*.

CRISTA INTERNA, Frontal spine—*c. Tibiæ*, Shin—*c. Urethralis*, Gallinaginis caput.

CRISTA VESTIBULI. A crest which divides the vestibule of the ear into two fossæ,—one inferior and hemispherical; called *Fovea hemispha'rica*: the other superior and semi-elliptical, *Fovea semi-elliptica*. Morgagni has described a third groove-like fossa, *Roves'sus sulciformis*, situate at the mouth of the common orifice of the two superior semicircular canals.

CRISTÆ CLITORIDIS, Nymphæ.

CRISTALLIN, Crystalline.

CRISTALLINE, *Mesembryanthemum crystallinum*.

CRITHE, *Hordeolum*, *Hordeum*, Penis.

CRITHIDION, *Hordeolum*.

CRITHMUM MARITIMUM, *Crithmum*, *Samphire*, (F.) *Passe-pierre*, *Perce-pierre*, *Pennoul marin*, *Bacile*. Family, Umbelliferae. *Sex. Syst.* Pentandria Digynia. A plant which grows on the sea-coasts, has a spicy, aromatic flavour, and is used, pickled, as a condiment.

The *Caaponga* of Brazil is a kind of crithmum.

CRITICAL, *Criticus*. Belonging to a crisis.

CRITICAL DAYS, *Dies critici*, *D. judicatorii*, *D. Decretorii*, *D. Principis*, *D. Radicales*, *D. Contemplabiles*, *D. Internuncii*, (F.) *Jours critiques*, are those on which a crisis, it is imagined, is most likely to happen. According to Hippocrates and Galen, the greatest number of fevers terminate favourably on the 7th day, and many on the 14th;—these two days being the most propitious. Next to these come, in order of efficiency, the 9th, 11th, 20th or 21st, 17th, 5th, 4th, 3d, 18th, 27th, and 28th. The sixth day was called by Galen, the *Tyrant*, *τυραννος*, because the crises, that happened then, were generally unfavourable. After this, the most unfavourable were the 8th, 10th, 12th, 16th, and 19th. The 13th was a sort of neutral day; the crises which happened on it, being neither favourable nor unfavourable. Days were, also, divided into *intercalary*, on which the crises happened less frequently, and were less complete than on the *critical* or *indicatory*;—and into *vacant* and *non-decretory*, on which a crisis hardly ever occurred. According to this division, they were enumerated as follows:

Critical days, 7th, 14th, 20th, 27th, 34th, 40th, 60th, &c.
Indicatory days, 4th, 11th, 17th, 24th, &c.
Intercalary days, 3d, 5th, 6th, 9th, &c.
Non-decretory days, 2d, 8th, 10th, 12th, 13th, &c.

Fortunate crises were considered to be indicated by favourable signs appearing three days before.

CROCHET, *Crotchet*.

CROCIDISMUS, *Carphologia*.

CROCIDIXIS, *Carphologia*.

CROCINUM, from *κρόκος*, 'saffron.' Made with saffron; coloured with saffron.

CROCODES, from *κρόκος*, 'saffron,' and *εἶδος*, 'resemblance.' Certain troches into which saffron entered as an ingredient.—Paulus of Ægina.

CROCODILEA, *Stercus Lacerivæ*. The excrements of the crocodile, which the Arabists extolled as a remedy for cutaneous diseases, and which was long used as a cosmetic.

CROCODILIUM, *Echinops*.

CROCOMAGMA, from *κρόκος*, 'saffron,' and *μαγμα*, 'a kneaded or squeezed mass.' A kind of troch, composed of saffron and spices.—Galen, Dioscorides, Paulus of Ægina, Scribonius Largus.

CROCUS, *C. Satiivus*, *C. Austriacus*, *Medicinalis*, *Tristitivæ*, *Panaceæ vegetabilis*, *Zaffran*, *Anima Pulmonum*, *C. Orientalis*, *Jovis flos*, *Saffron*, (F.) *Safran*. Order, Irideæ. The stigmata are the parts used in medicine. They are brought from the East. The odour is aromatic, and the taste aromatic, pungent, and bitter;—the colour deep orange red. Its vir-

tues are yielded to alcohol, wine, vinegar and water. Its operation has been considered stimulant, exhilarating and diaphoretic. It is not much used.

Cake Saffron is sometimes met with. It consists of one part of saffron and nine of maringold, made into a cake with oil, and pressed.

CROCUS, *Colcothar*—*c. Antimonii*, *Oxydum stibii sulphuratum*—*c. Germanicus*, *Carthamus tinctorius*—*c. Indicus*, *Curcuma longa*—*c. Martis astringens*, *Colcothar*—*c. Martis aperiens*, *Ferri subcarbonas*—*c. Martis vitriolatus*, *Colcothar*—*c. Metallorum*, *Oxydum stibii sulphuratum*—*c. Saracenicus*, *Carthamus tinctorius*.

CROCVDISMUS, *Carphologia*.

CROISE, (F.) *Crossed*. An epithet given to paralysis, when it attacks the arm of one side, and the leg of another.

CROISSANCE, *Growth*.

CROISSANCES, *Waxing kernels*.

CROISSANTS, *Waxing kernels*.

CROIX DE MALTE, *Splenium Cruciatum*, *Maltese Cross*, *Cross of Malta*. A compress, having the form of the Maltese cross. It is made of a piece of square linen, folded in four, and divided with scissors from each angle to a small distance from the centre. It is used especially after amputation of the fingers, penis, and limbs.

When the compress is cut in two of its angles only, it is called the *Half Maltese Croise*,—*Demi-croix de Malte*.

CROMMYON, *Allium cepa*.

CROMMYOXYREGMIA, from *κρόμμυς*, 'an onion,' *ὄξυς*, 'acid,' and *εγχερμι*, 'to break out.' Sour, fetid eructations, exhaling a smell similar to that of onions.

CROPALE, *Nerium antidysentericum*.

CROPSIA, *Chromopsia*.

CROSS, MALTESE, *Croix de Malte*.

CROSSE DE L'ARTE, *Arch of the aorta*.

CROSSES PALMAIRES, *Palmar arches*.

CROSSWORT, *Eupatorium perfoliatum*.

CROTALOPHORUS, *Crotalus horridus*.

CROTALUS HORRIDUS, *Crotalophorus*. The *Rattlesnake*, *Cobra di Capello*, (F.) *Crotale*. A venomous reptile of North America. Its poison is virulent. It is so called from the rattle in its tail, (*κροταλός*, 'a rattle,' 'a small bell.')

CROTAPHÉ, *Crotaphium*, from *κροταφός*, 'temple.' *Cephalalgia Pulsatilis*, *Cephalæ Pulsatilis*, *Sphygmocephalus*. A pulsatory pain, chiefly in the temples, with drumming in the ears.

CROTAPHITE ARTERIES, *Temporal arteries*.

CROTAPHITES, *Temporal muscle*.

CROTAPHIUM, *Crotaphe*.

CROTAPHUS, *Temple*, *Temporal bone*.

CROTCHET, *Hamus*. A small hook or crook. (F.) *Crochet*. An obstetrical instrument, whose name indicates its shape; and which is used in the extraction of the fœtus, when it becomes necessary to destroy it to expedite delivery. Crotchets are differently formed; some are sharp, others blunt; some contained in a sheath, others naked.

CROTON BENZOE, *Benjamin*.

CROTON CASCARILLA, *Cortex Eleutheria*, *Croton Eleutheria*, *Thus Judæorum*, *Chacrilæ cortex*, *Cascarilla*, *Eleuteria*, *Goscarilla*. Order, *Euphorbiaceæ*. *Sex. Syst.* Monœcia Monadelphia. (F.) *Quinquina aromatique*,

Cascarilla. The bark of *Croton Cascarilla* of the Bahamas, *Cortex Thuris*, has a slightly aromatic odour, and bitterish, aromatic taste. The smoke has the odour of musk. The active parts are an essential oil and bitter extractive. They are completely extracted by proof spirit. It is tonic and stomachic. Dose, gr. xv. to ʒss or more in powder.

CROTON ELEUTHERIA, *Croton cascarilla*—c. *Lacciferum*, see *Lacca*—c. Oil, *Croton tiglium*.

CROTON RACEMOSUM, *Beenal*. A small Malabar tree, whose aromatic root, boiled in oil of sesame, is employed, by the orientals, as a liniment in headache and rheumatism.

CROTON TIGLIUM, *Cadel-Avanacu*. A Ceylonese plant, every part of which is endowed with medicinal power. The root is a drastic cathartic: the wood, (*Lignum Pavanae*), *Pavana wood*, and the seed, have like virtues. The seeds have been long known under the names, *Grana Moluc'ca*, *Til'vi Grana*, and *Grana Tig'lii* seu *Tig'lia*. From these seeds the *Croton Oil*, *O'leum Tig'lii*, is expressed. It is of a pale, brownish-yellow colour, and hot, biting taste; and is a most powerful drastic cathartic. Dose, from half a drop to three drops, made into pills with crumb of bread. It is also applied externally as a rubefacient, 3 to 5 drops being rubbed on the part; or one part of the oil and three parts of olive oil may be added together, and a little of this be rubbed on.

CROTONÉ, *κροτων*. A fungus, which grows on trees, and is produced by an insect, from *κροτων*, 'a tick.' By extension, applied to a fungous tumour developed on the periosteum.

CROUP, *Cynanche trachealis*—c. Bronchial, *Polypus bronchialis*—c. Cerebral spasmodic, *Carpopedal spasm*—c. Cerebral, *Asthma thymicum*—c. Chronic, *Polypus bronchialis*—c. *Faux*, *Asthma thymicum*, see *Cynanche trachealis*.

CROUP, HYSTERIC. A spasmodic affection of the laryngeal muscles by no means infrequent in hysterical females,—the paroxysm consisting in a long protracted, loud and convulsive cough, followed at times by crowing respiration, and by dyspnoea so great as to threaten suffocation. The treatment is that advised for hysteria.

CROUP, PSEUDO, *Asthma thymicum*—c. *Pseudo-nervens*, *Asthma thymicum*—c. Spasmodic, see *Cynanche trachealis*, and *Asthma thymicum*—c. Spurious, *Asthma thymicum*.

CROUPE, see *Croupion*.

CROUPION (F), *Uropygium*, *Orus*, *Orrhos*, the *Rump*. The region of the coccyx. The *Crupper*, (F.) *Croupe*.

CROUP-LIKE INSPIRATION OF INFANTS, *Asthma thymicum*.

CROÛTE, *Crusta*—c. *de Lait*, *Porrijo larvalis*—c. *Laitense*, *Porrijo larvalis*.

CROÛTEUX, *Crustacé*.

CROWFOOT, *Geranium maculatum*—c. *Bulbous-rooted*, *Ranunculus bulbosus*—c. *Marsh*, *Ranunculus sceleratus*—c. *Meadow*, *Ranunculus acris*—c. *Water*, smaller, *Ranunculus flammula*.

CROWN, *Coro'na*, *Steph'ané*. In anatomy, this name is given to parts of a circular form, which surmount other portions of the same body. Thus, the *Crown of a Tooth*, *Coro'na Dentis*, (F.) *Couronne du Dent*, is the portion of the tooth which projects above the gum.

CROWN OF THE GLANS, *Coro'na seu Tor'ulus glandis*, (F.) *Couronne du gland*, is the round, almost circular, ring, which circumscribes the base of the glans.

CROWN OF THE TREPAN, *Mod'ulus*, (F.) *Couronne de Trépan*, is a species of saw, in form of a crown, or rather of a portion of a cylinder, having grooves on its external surface, and teeth at its lower extremity: the other being fitted to the handle of the trepan.

CROWN OF VENUS, *Coro'na Ven'eriis*, *Gutta Rosa'cea Syphilit'ica*, (F.) *Couronne de Venus*. Red, rosy pustules, dry or moist, on the face; but particularly on the forehead and temples, owing to constitutional syphilis.

CROWSBEAK-LIKE PROCESS, *Coracoid process*.

CRUCIAL, from *crux*, *crucis*, 'a cross.' *Crucialis*, *Cruciat'us*. Having the shape of a cross. Appertaining to a cross.

CRUCIAL BANDAGE, *T. Bandage*.

CRUCIAL INCISION, *Incisura crucialis*, (F.) *Incision cruciale*. An incision made in the form of a cross. Often employed for exposing the cranium, for the purpose of applying the trepan.

CRUCIAL LIGAMENT OF THE ATLAS, *Annular ligament of the Atlas*.

CRUCIAL LIGAMENTS, (F.) *Ligaments croisés*, *L. cruciformes*. Two strong ligaments within the knee-joint. The anterior passes obliquely from a depression anterior to the spine of the tibia to the posterior and inner part of the external condyle of the femur:—the other, the posterior, extends from the posterior part of the spine of the tibia to the anterior and outer part of the internal condyle.

CRUCIATI DOLORES, *Excruciating pains*.

CRUCIBLE, from *crux*, *crucis*, 'a cross': so called—it has been supposed—from being made in the shape of a cross, or from having a cross impressed upon it: *Crucibulum*, *Cati'nus fusorius*, *Tigil'lum*, *Albot*, *Cementarium*, (F.) *Cruisset*. A vessel of earth, silver, platinum, gold, black-lead, &c., for receiving substances, which have to be exposed to a strong heat. It is sometimes covered with a top or lid. (F.) *Couvercle*.

CRUCIFORM, from *crux*, *crucis*, 'a cross,' and *forma*, 'shape': *Cruciformis*, *Cross-shaped*. A name given to the ligaments which close the articulations of the phalanges; and likewise to the crucial ligaments.

CRUDE, *Crudus*, *Omus*. Raw, unripe, not concocted.

CRUDITAS MORBI, see *Crudity*—c. *Ventriculi*, see *Crudity*.

CRUDITY, *Cruditas*, *Om'otes*, *Status Cruditatis*, from *crudus*, 'crude,' 'unprepared,' *incoctus*. *Rawness*, *Crudeness*. This has received several acceptations. 1. It expresses the quality of certain aliments, which have not experienced the action of fire. 2. The condition of matters in the digestive tube, which have not undergone the digestive changes,—*cruditas ventriculi*; and, 3. In the language of the Humorists, it means the condition of the morbid matter in a sick individual, *cruditas morbi*, when it has not yet been prepared or concocted by the action of the organs,—*Azym'ia humo'rum*.

The word is used in the plural, *Cruditates*, synonymously with *crude matters*. (F.) *Matières crues*. It is applied to those, when contained in the stomach and intestines.

CRUELS, *Scrofula*.

CRUENTA EXSPUITIO, Hæmoptysis.

CRUES (*Matières*), see Crudity.

CRUMENA VESICÆ. The cavity of the urinary bladder.

CRUOR. The signification of this word is very vague. It has been used to designate blood in general, venous blood, extravasated or coagulated blood, and the colouring matter.

CRUOR SANGUINIS, see Blood.

CRUORINE, Hæmatine.

CRUPPER, *Croupion*.

CRUPSIA, Metamorphopsia.

CRURA. The plural of *Crus*, 'a leg,' (F.) *Cuisse*. Applied to some parts of the body, from their resemblance to legs or roots; as the *Crura cerebri*, *Crura cerebelli*, &c.

CRURA ANTERIORA MEDULLÆ OBLONGATÆ, Peduncles of the brain—c. *Medullæ oblongatæ*, *Corpora restiformia*, *Thalami nervorum opticorum*, see Peduncles of the cerebellum—c. *Posteriora medullæ oblongatæ*; Peduncles of the cerebellum.

CRURÆUS, Cruralis.

CRURAL, *Cruralis*, from *crus*, 'the thigh, and the lower limb.' What belongs to the thigh or lower limb.

CRURAL ARCH, *Inguinal Arch*, *Femoral Arch*, (F.) *Arcade crurale*, *A. inguinale* (Ch.)—*POUPART'S Ligament*, *L. of Fallopius*. This arch is formed by the internal portion of the inferior edge of the aponeurosis of the obliquus externus muscle, which is attached, at one end, to the pubis; at the other, to the anterior and superior spinous process of the ilium. At its posterior and inner part, the aponeurosis, forming the arch, sends off a falciform reflection, which is attached along the crest of the pubis, and is known under the name of *GIMBERNAT'S Ligament*. Beneath this arch, the vessels, nerves, and muscles make their exit from the pelvis to the thigh.

CRURAL ARTERY, *Femoral Artery*, (F.) *Artère crurale*, *A. Pelvi-crurale*,—(Ch.) is the continuation of the external iliac. It extends from the crural arch to the aperture in the triceps, or to the ham. *Chaussier* applies the name *Artère crurale* to the trunk, which extends from the primitive or common iliac to the tibial arteries; embracing, of course, the external iliac, femoral, and popliteal.

CRURAL CANAL, *Crural Ring*, *Femoral canal or ring*. *M. Jules Cloquet* has described this canal with minuteness, and given it the name *Anneau crural*, *Anneau fémyral*. It is nearly an inch long, triangular, more spacious above than below, and shorter and broader in the female than in the male. Its upper orifice is bounded, anteriorly, by the crural arch; posteriorly, by the crista of the pubis; on the outer side by the psoas and iliacus muscles, covered by the iliac aponeurosis, and, at the inner, by *Gimbernat's* ligament. This orifice is covered by the peritoneum, and, according to *M. Cloquet*, is closed by a more or less resisting septum, which he has named *Septum crurale*, *crural septum*. In its course, the crural canal has its anterior paries formed by the superficial expansion of the fascia lata: the posterior by the pectineus, covered by the deep-seated expansion of the fascia; and more externally by the psoas and iliacus muscles, covered by an expansion of the fascia iliaca. Its inferior orifice is formed

by the foramen of the fascia lata, which gives passage to the vena saphæna. It is at the upper orifice of this canal, that *Femoral* or *Crural Hernia*, the *Hernie inguinale* of *Chaussier*, occurs; which would be more common, were it not for the fibrous cellular septum there situate.

CRURAL NERVE proceeds from the lumbar plexus, and is situate at the outer side of the psoas muscle and crural artery. After it has passed under the crural arch, it divides into cutaneous and muscular branches. One of the branches, which is larger than the rest, is called the *Saphæna nerve*. It gives off filaments to the integuments of the knee, to the inner part of the leg, and to the dorsal surface of the foot. The remainder of the branches of the crural are distributed to the anterior and inner part of the thigh. The Accessory of the Crural Nerve is a term given to the 4th and 5th pairs of lumbar nerves.

CRURAL PLEXUS of *Chaussier* is the union of the anterior branches of the last four pairs of lumbar nerves, and the first four sacral; forming the lumbar and sacral plexuses of most anatomists.

CRURAL RING, Crural canal—c. Septum, see Crural canal.

CRURAL VEIN, *Femoral Vein*, has the same arrangement as the artery. It receives only one great branch, the saphæna.

CRURAL, Triceps cruris.

CRURALIS, *Cruralis*. A part of the *Triceps crural* of the French, or of the *Trifémoro-rotation* of *Chaussier*. The cruralis is situate at the anterior, outer, and inner part of the thigh. It arises, fleshy, from between the two trochanters, adheres firmly to most of the fore part of the os femoris, and is inserted, tendinous, into the upper part of the patella, behind the rectus. Its use is to assist the vasti and rectus in the extension of the leg. Under *Muscle Triceps Crural*, the French describe the cruralis and the two vasti. Some small muscular slips, sometimes found under the crural muscle, and inserted into the capsular ligament of the knee-joint, have been called *Sub-cruralis*.

CRURIS RADIUS, Fibula.

CRUS, Leg, Thigh.

CRUST, Eschar.

CRUSTA. A crust or scab. (F.) *Croûte*. An assemblage of small flakes, formed by the drying up of a fluid secreted by the skin.

The lining membrane of the stomach and intestines has been called *Crusta villosa*.

CRUSTA ADAMANTINA DENTIUM, Enamel of the teeth.

CRUSTA GENU EQUINE, *Hippogonyol'epsus*, *Sweat or Kneec Scab*, *Mock* or *Envoiled Hoof Knees*, *Hangars*, *Dew Claws*, *Night Eyes*, *Horse Crust*. This morbid secretion from the horse has been advised in cases of epilepsy. It is used in the form of powder, (gr. ij to gr. xx;) and of tincture.

CRUSTA INFLAMMATORIA, *Corium phlogisticum*—c. *Lactea*, *Porrigio larvalis*, *P. lupinosa*—c. *Membranacea*, *Peristroma*—c. *Petrosa*, see *Tooth*—c. *Phlogistica*, *Corium phlogisticum*—c. *Pleuretica*, *Corium phlogisticum*—c. *Pruriginosa*, *Gutta rosea*—c. *Serpiginosa*, *Gutta rosea*—c. *Vermicularis*, *Peristroma*—c. *Villosa lingua*, see *Tongue*—c. *Villosa ventriculi*, see *Stomach*.

CRUSTACE, (F.) *Alibert* has substituted

this word, in his Nosology, for *croûteux*, 'crusty.' Having crusts or scabs; as *Dantre crustacée*.

CRUS'TULA. A small shell or scab. An ecchymosis of the conjunctiva.

CRUSTUMINA'TUM. A rob, prepared from the *Pyra Crustumina* or *Crustumerina*, (so called from Crustuminum, a town in Italy, where they grew,) boiled with honey or in rain-water.—Aëtius.

CRUX CERVI. An ancient appellation for the bone in the heart of the stag. It was once considered useful in diseases of the heart.

CRY, *Clamor, Boë, (F.) Cri.* The sound of the unarticulated voice. The native voice, which the idiot and deaf possess equally with the man of genius and hearing. The cry of the new-born child has been called *Vagitus*, (F.) *Vagissement*. We say, "A cry of joy, of pleasure, of pain," &c., according to the expression which it may convey to the hearer.

CRYMÔDES, from *κρυμός*, 'cold.' A continued fever, *Febris crymôdes*, in which the internal parts feel hot, and the external cold; and which was attributed to an erysipelatous inflammation of the lungs.—Aëtius, Goræus.

CRYMODYN'IA, from *κρυμός*, 'cold,' and *δύνη*, 'pain.' Chronic rheumatism, and all its modifications.—Baumes.

CRYMÔSIS, from *κρυμός*, 'cold.' Diseases caused by the action of cold.—Baumes.

CRYSORCHIS, from *κρυπτός*, 'I conceal,' and *ορχις*, 'a testicle.' *Cryptorchis, Testicon'des*. One in whom the testes have not descended into the scrotum. The state is called, *Cryptorchidismus, Parorchidivm*.

CRYPTA, from *κρυπτός*, 'concealed.' *Folliculose gland, Lacryna, Folliculus*, (F.) *Crypte, Follicule*. A crypt or follicle is a small, roundish, hollow body, situate in the substance of the skin or mucous membranes, and constantly pouring the fluid which it secretes on their surfaces.

The use of the cryptal or follicular secretion, is to keep the parts, on which it is poured, supple and moist, and to preserve them from the action of irritating bodies, with which they have to come in contact.

The little rounded appearances at the ends of the small arteries, in the cortical substance of the kidney, are also called *Cryptæ*.

CRYPTÆ SEBACEÆ, Sebaceous glands.

CRYPTE, Crypta.

CRYPTOPH'ALUS, from *κρυπτός*, 'concealed,' and *κεφαλή*, 'head.' A monster whose head is excessively small, and does not appear externally.—G. St. Hilaire.

CRYPTOCOCCUS, Fermentum, *Torula cerevisiæ*.

CRYPTODIDYMUS, *Fœtus in fœtu*. A monstrosity, in which one fœtus is found contained in another.

CRYPTOG'AMOUS, *Cryptogamic, Cryptogamicus*; from *κρυπτός*, 'concealed,' and *γαμος*, 'marriage.' An epithet applied by botanists to plants whose organs of fructification are concealed or not manifest. *Agamous* plants are those whose sexual organs are unknown.

CRYPTOPYIC, *Cryptopyicus*, from *κρυπτός*, 'I conceal,' and *πύον*, 'pus.' A state of disease, kept up by an occult abscess.

CRYPTOPYICUS, Cryptopyic.

CRYPTORCHIDISMUS, see *Cryptorchis*.

CRYPTORCHIS, *Cryptorchis*.

CRYPTS OF LIEBERKÛHN, see Intestine—c. Synovial, *Bursæ mucosæ*.

CRYSTAL, MINERAL, *Potassæ nitrasfusis sulphatis paucillo mixtus*.

CRYSTAL'LI. Vesicles, filled with a watery fluid. They are also called *crystal'linæ*. Probably the pemphigus of modern writers.

CRYSTALLI LUNÆ, *Argentii nitras*.

CRYSTALLIN, *Crystalline*.

CRYSTAL'INA, from *κρυστάλλος*, 'crystal.' A vesicle or phlyctæna, filled with serum, and appearing on the prepuce or in the vicinity of the anus, surrounded by a reddish extravasated aureola. It may be syphilitic or not. See *Crystalli*.

CRYSTALLINA TUNICA, Arachnoid membrane.

CRYSTALLINE, *Crystal'linus*. Having the appearance of crystal.

CRYS'TALLINE, *Crystalline humour, C. Lens, Crystalline body, Crystal'linus, Lens crystal'lina, Lens crystalloïdes vel Corpus Crystal'linum, C. Discoides, C. Crystalloïdes, C. Phacoides, Humor crystal'linus, H. glaciælis, Phacæ, Phacæa, Phacus, Gemma Oculi*, (F.) *Crystallin* ou *Crystallin, Humeur cristalline, Corps cristallin, Lentille cristalline*. A lenticular, transparent body, situate between the vitreous and aqueous humours of the eye, at the union of the anterior third with the two posterior thirds of the organ. It is composed of a soft, exterior substance; and an interior, forming a solid nucleus, in which a number of elliptical layers are perceptible. It is contained in a capsule, called *Tunica aranea vel crystal'lina, Capsula Lentis*, and receives, at its posterior surface, a small branch of the central artery of the retina, which is always readily distinguishable in the fœtus, prior to the 7th month of utero-gestation.

The use of the crystalline is to refract the rays of light, and to serve as an achromatic glass: for which its laminæ or layers, composed of substances of different refractive powers, admirably adapt it.

CRYSTALLINO-CAPSULITIS, see *Phacitis*.

CRYSTALLION, *Plantago psyllium*.

CRYSTALLITIS, *Phacitis*.

CRYSTALLOID, *Crystalloïdes*, from *κρυστάλλος*, 'crystal,' and *ειδος*, 'form,' 'resemblance.' Resembling crystal or the crystalline. The capsule or membrane of the crystalline. Also, the crystalline itself.

CRYSTALLUS MINERALIS, *Potassæ nitrasfusis sulphatis paucillo mixtus*.

CRYPHE, *Hordeolum*.

CTEDON, *Fibre*.

CTEIS, *Pubes*.

CTESIPHON'TIS MALAG'MA. A plaster, employed and described by Celsus.

CUBA, see *Havanna*.

CUBAL SINI, *Piper cubeba*.

CUBATIO, *Decubitus*.

CUBEBA, *Piper cubeba*.

CUBIFORMIS, *Cuboid*.

CUBIT, *Ulna*—c. Top of the, *Olecranon*.

CUBITAL, *Cubitalis, Ulnar, Ulnaris*. Connected with, or relating to the cubitus, or to the inner and posterior part of the forearm.

CUBITAL ARTERY, *Arteria cubitalis, A. ulnaris*, arises from the humeral a little below the bend of the elbow; proceeds along the anterior and inner part of the forearm; passes

anterior to the ligamentum annulare of the carpus, and goes to form, in the palm of the hand, the superficial palmar arch. Besides the numerous muscular branches, which it gives off in its course, it sends posteriorly the common trunk of the *interosseous arteries*, and internally, the two *cubital recurrents*, anterior and posterior,—articular branches, which anastomose on the inside of the elbow with the divisions of the humeral artery.

CUBITAL MUSCLES are two in number. 1. The *Cubitalis anterior*, *C. internus*, *Flexor carpi ulnaris*, *Ulnaris inter-nus*, *Epitrochleo-cubito-carpium*, *Cubito-carpium*—(Ch.), is a long muscle, situate at the anterior and inner part of the forearm. It arises from the inner condyle of the os humeri, at the inner side of the olecranon, and from the posterior edge of the ulna, and is inserted by a tendon into the os pisiforme. Its use is to bend the hand on the forearm, by directing it slightly inwards. 2. The *Cubitalis posteriore seu extensor*, *Extensor Carpi ulnaris*, *Ulnaris extensor*, *Cubitus externus*, *Cubitus-metacarpium*—(Ch.), is situate at the posterior part of the forearm. It arises from the external condyle of the os humeri, and is inserted into the superior extremity of the fifth bone of the metacarpus. Its use is to extend the hand, inclining it a little inwards.

CUBITAL NERVE, *Ulnar nerve*, *Cubito-digital*—(Ch.), is furnished by the last two or three nerves of the brachial plexus, and is distributed to the inner and anterior side of the forearm; to the inner part of the palm and of the back of the hand, and to the last two or three fingers.

CUBITAL VEINS, DEEP-SEATED, and the *recurrent cubital veins*, accompany the corresponding arteries. The superficial cubital veins belong to the basilic. Chaussier calls them *cutaneus cubital*.

CUBITALE (OS) Cuneiform bone.

CUBITALIS RIOLANI, see Anconeus.

CUBITEUS EXTERNUS, see Cubital muscles.

CUBITO-CARPIEN, see Cubital muscles—*c. Cutané (nerf)*, Cutaneous nerve—*c. Phalangettien commun*, *Flexor profundus perforans*—*c. Radii-sus-metacarpium du pouce*, *Abductor longus pollicis*—*c. Radial*, *Pronator radii quadratus*.

CUBITO-SUPRA-PALMARIS. Belonging to the cubitus and to the supra-palmar or dorsal surface of the hand. Chaussier gives this name: 1. To a small artery, which is given off by the cubital or ulnar, a little above the wrist. 2. To a vein, which accompanies this artery.

CUBITO-SUS-MÉTACARPIEN, see Cubital muscles—*c. Sus-métacarpium du pouce*, *Abductor longus pollicis*—*c. Sus-Phalangettien de l'index*, *Extensor proprius indicis*—*c. Sus-phalangettien du pouce*, *E. longus pollicis*—*c. Sus-phalangien du pouce*, *E. pollicis brevis*.

CUBITUS, *кубитовъ*, *Cybiton*. The Elbow, (q. v.) Also, one of the bones of the forearm. See Ulna, and Forearm.

CUBITUS, (F.) *Cardeé*, the ancient name of a measure 18 inches long.

CUBITUS SUPINUS, see Decubitus.

CUBOID, *кубоидес*, *Cuboides*, *Cuboïdes*, *Cubiformis*, *Cyboïdes*, *Cyrtoides*, *Grandina-sum Os*, *Tes'sara*, *Tesseræ os*, *Os varium*, from *кубоs*, 'a cube,' and *идос*, 'form.' Having the form of a cube. This name was given, by Galen,

to one of the bones of the tarsus, and is still retained. It is situate at the anterior and outer part of the tarsus; and is articulated, *behind*, with the calcaneum; *before*, with the last two metatarsal bones, and *within*, with the third os cuneiforme, and sometimes with the scaphoids. Its inferior surface has an oblique groove for the tendon of the *peroneus longus*.

CUCKOO FLOWER, *Cardamine pratensis*.

CUCKOWBREAD, *Oxalis acetosella*.

CUCKOW PINT, *Arum maculatum*.

CUCUBALUS BEHEN, *Behen officinarum*.

This plant was once considered alexipharmic and cordial. It is the *Spilling Poppy*.

CUCULARIS, *Trapezius*.

CUCULA TUM MAJUS. A barbarous term, used by Ruland for brandy and spirit of wine.

CUCULLATA, *Sanicula*.

CUCULLUS, *Couvres-chef*, *Cucupha*, *Infundibulum of the cochlea*.

CUCULUS, *Coccyx*.

CUCUMBER, *Cucumis sativus*—*c. Indian*, *Medeola Virginica*—*c. Squinting or wild*, *Momordica elaterium*—*c. Tree*, *Magnolia acuminata*.

CUCUMER, *Cucumis sativus*.

CUCUMIS, *Penis*—*c. Agrestis*, *Momordica elaterium*.

CUCUMIS COLOCYNTHIS. The officinal name of the *Colocynth* or *Bitter Apple*, *Colocynthis*, *Colaquintrida*, *Alhandal* (Arab.) *Bitter Gourd*, *Bitter Cucumber*, (F.) *Coloquinte*. *Family*, *Cucurbitaceæ*. *Sex. Syst.* *Monœcia Monadelphica*. A Turkey and Cape of Good Hope plant. The spongy part or medulla of the fruit, *Colocynthis Pulpa*, *Cæculmeris Colocynthis Pulpa*, has a bitter, nauseous, and acrimonic taste, and is a strong cathartic, acting chiefly on the upper part of the intestines. It is scarcely ever used, except in combination.

CUCUMIS MELO. The systematic name of the *Melan Plant*, *Mela*, *Common Melon*, (F.) *Melan*. The fruit is an agreeable article of diet, but not very digestible, unless when ripe. The seeds possess mucilaginous properties.

CUCUMIS SATIVUS. The systematic name of the *Cucumber plant*, *Cucumis*, *Angourion*, *Citreculus*, *Cucumer* or *Curvimer*, from its curved shape. (F.) *Concombre ordinaire*. The cucumber is used, when young, as a pickle; when it is called a *Gherkin*, (F.) *Cornichon*. It is not a fruit easy of digestion. The seeds are mucilaginous.

CUCUMIS SYLVESTRIS, *Momordica elaterium*.

CU' CUPHA, *Cucullus*, *Pileus*, *Sacculus cephalicus*. A sort of coil or cap, with a double bottom, between which is enclosed a mixture of aromatic powders, having cotton for an excipient. It was formerly used as a powerful cephalic.

CUCURBITA, *d curvitate*, owing to its shape. A gourd. See Cupping-glass.

CUCURBITA CITRULLUS. The systematic name of the *Water-melon plant*. *Citrullus*, *Angurîa*, *Tetranguria*, *Sicilian Citrull*, *Water-melon*. *Family*, *Cucurbitaceæ*; *Sex. Syst.* *Monœcia Monadelphia*. (F.) *Melon d'eau*, *Pastèque*. The juice of the fruit is very abundant, whence its name. The *Water Melon* is extremely refreshing and agreeable, when made cool, and is eaten like the common melon. It is very much used in the United States.

CUCURBITA PEPO, *Pepo*. The systematic

name of the *Common Pompion*, *Cucur'bita*. The seeds of this plant, as well as those of *Cucur'bita lagenaria*, *Bottle-gourd*, contain a large proportion of oil, capable of forming emulsions; but they are not used.

Both the fruit of *CUCURBITA LAGENARIA*, (F.) *Calebasses*, and that of *CUCURBITA PEPO*, (F.) *Potiron Courge*, are eaten.

CUCURBITAIN, *Cucurbitinus*.

CUCURBITATIO, Cupping.

CUCURBITINUS, (F.) *Cucurbitain*. This name was formerly given to the *Tænia solium*, because composed of rings which resemble the seeds of the *gourd*,—*cucurbita*. The ancients believed, that the rings, which are sometimes discharged, were so many separate worms.—See *Tænia*.

CUCURBITULA, Cupping-glass.

CUCURBITULE CRUENTE, Cupping with the scarificator—*c. cum Ferro*, Cupping with the scarificator—*c. Siccæ*, Cupping, dry.

CUDWEED, *Gnaphalium margaritaceum*.

CUILLERÉE, *Cochleare*.

CUIR, *Corium*.

CUISSART. A wooden leg. See *Cornu ammonis*.

CUISSE, Thigh, *Crus*—*c. Postérieure du cercelet*, *Corpus testiforme*.

CUISSON, (F.) A smarting, burning pain.

CUIVRE, *Cuprum*—*c. Ammoniacal*, *Cuprum ammoniatum*—*c. et Ammoniacque sulfate de*, *Cuprum ammoniatum*—*c. Limailles de*, see *Cuprum*—*c. Sous-acétate de*, *Cupri subacetat*—*c. Sulfate de*, *Cupri sulphas*.

CUIVREUX, (F.) *Copper-coloured*, (F.) *Tint cuivreux*; a copper-coloured complexion, such as is observed in cancerous affections. Syphilitic ulcers of the throat, &c., are often copper-coloured.

CUJETE, *Crescentia cujete*.

CULBIC'IO. A Latin word, employed by old writers as synonymous with *ardor urinae* and *gonorrhœa*.

CULBUTE, (F.) 'a tumble head-over-heels.' A movement which the fœtus has been supposed to execute at the end of the 7th month of uterogestation; and by means of which, it was presumed, the head presented towards the orifice of the uterus; a change of situation, which is impracticable in ordinary circumstances.

CULCITA SALINA, *Halotyle*.

CULEUS, a measure containing 20 barrels, or 40 urns, equal to 180 gallons.—*Pliny*, *Goræus*.

CULEX, (F.) *Cousin*. A genus of insects, unhappily too well known in almost every part of the world, on account of their bites, which give rise to painful, local inflammation. The *gnats* and *mosquitoes* belong to this genus.

CULI FLOS, *Cardamine pratensis*.

CULILAWAN, see *Laurus culilawan*.

CULINARY ART, from *culina*, 'a kitchen.' *Cookery*, *Res culinaria*, *Res coquaria*, *Ars culinaria*, *A. coquindria*, *Magei'ricæ*. The art of preparing meats for the table. In judging of the dietetic properties of various kinds of aliment, the culinary process to which they have been subjected will always have to be considered. Many of the writers on the culinary art have been physicians.

CULLITLAWAN, see *Laurus culilawan*.

CULMINATIO, *Acme*.

CUTELLAIRE, (F.) from *Cutellus*, a

'little knife.' *Le couteur cultellaire*, known also under the name *Couteau de feu*, *Fire-knife*, is used for what the French term the *Couteur transcurrente*. (See *Cauterization*.) It is shaped like a small hatchet.

CUTELLUS, *Culter*, *Knife*—*c. Anceps*, *Knife*, double-edged—*c. Uncus*, *Knife*, crotch.

CUTLER, *Cutellus*, from *colo*, *cultum*, 'I cultivate.' A *culter*, a *knife*, *scalpel*, *machæra*, *machæron*, *machæris*. Also, the third lobe of the liver, so called, from some fancied resemblance.—*Theophilus Protospatarius*.

CUTLER CURVUS, *Knife*, crooked—*c. Falcat*, *Knife*, crooked—*c. Lenticularis*, *Knife*, lenticular—*c. Rectus*, *Knife*, amputation—*c. Tonsorius*, *Razor*.

CULTRIVOROUS, *Cultriv'orus*, from *culter*, 'a knife,' and *vorare*, 'to devour.' Individuals, who have seemed to swallow knives with impunity, have been so called;—*Knife-eaters*.

CULUS, *Anus*.

CULVERT ROOT, *Leptandria purpurea*.

CUMAMUS, *Piper cubeba*.

CUMIN, *Cuminum cyminum*—*c. des Près*, *Carum*.

CUMINUM CYMINUM. The systematic name of the *Cummin plant*, *Cuminum*, *Carabadium*. *Family*, *Umbelliferæ*. *Sex. Syst.* *Pentandria Digynia*. (F.) *Cumin*, *Anis aigre*. The seeds of cummin, which is a native of Egypt, have a warm, bitterish, disagreeable taste. Water extracts their odour, and spirit takes up both odour and taste. They are not used, except in a plaster, which bears their name. When drunk in wine, the ancients believed they produced paleness; hence, *Horace* called cummin *æxsanguè*; and *Juvenal*, *pallens*.—*Dioscorides*, *Pliny*.

CUMINUM NIGRUM, *Nigella*—*c. Pratense*, *Carum*.

CUMMIN, *Cuminum cyminum*.

CUMULUS, 'a heap or pile.' A rounded prominence, in the centre of the proligerous disk, in which there is a small opaque cavity that contains the ovum.

CUNEALIS SUTURA. The suture formed between the great and little æ of the sphenoid bone and the os frontis.—*Blasius*.

CUNEEN (F.) *Cuneanus*. Relating to the cuneiform bones.

Articulations Cuneennes;—the joints between the cuneiform bones, as well as between them and other parts.

Ligaments Cuneennes; the ligaments which hold the cuneiform bones together.

CUNEIFORM, *Cuneiformis*, *Sphenoïdes*, from *cuneus*, 'a wedge,' and *forma*, 'shape,' *Wedge-shaped*. This name has been given to several bones. 1. To the sphenoid. 2. To a bone of the carpus, situate between the os lunare and os orbiculare. It is, also, called *Os Pyramidale*, *Os Triguetrum*, and *Os Cubital'e*. 3. To the basilar process of the occipital bone: and 4. To three of the bones of the tarsus, which are distinguished, according to situation, reckoning from within outwards, into *first*, *second*, and *third*,—or *internal*, *middle*, and *external*: and according to size, reckoning in the same order, into *great*, *small*, and *middle-sized*. The posterior surface of these bones is united to the anterior face of the scaphoides; the anterior surface with the corresponding metatarsal

bones; and, in addition, the external surface of the third is articulated, behind, with the cuboides. They are also called *Chalcoidea* or *Calcoidea ossicula*.

CUNEO-CUBOID, *Cuneo-cuboides*. Belonging to the cuneiform bones and cuboides.

CUNEO-CUBOID ARTICULATION is formed by the third cuneiform bone and cuboides. It is furnished with a synovial capsule, and two *cuneo-cuboid ligaments*:—a dorsal and a *plantar*.

CUNEO-SCAPHOID, *Cuneo-scaphoides*. Belonging to the cuneiform bones and scaphoid.

CUNEO-SCAPHOID ARTICULATION is formed by the posterior surfaces of the three ossa cuneiformia, and the anterior surface of the scaphoid. It is furnished with a synovial capsule and ligaments, some of which are *dorsal*, others *plantar*.

CUNILA, *Satureia capitata*—c. *Bubula*, *Originum*.

CUNILA MARIANA, *Satureia organoides*, *Calamintha erecta Virginiae*, *Dittany*, *American Dittany*, *Mountain Dittany*, *Mint-leaved Cunila*, *Maryland Cunila*, *Stone mint*, *Wild Basil*, *Sweet Horsemint*, (F.) *Cunila d'Amérique*. A small indigenous herb, growing on dry shady hills, from New England to Georgia, and flowering in June and July. Its medical properties are dependent upon essential oil, like the mints.

CUNILA, MARYLAND, *Canila mariana*—c. *Mint-leaved*, *C. Mariana*—c. *Muscula*, *Inula dysenterica*—c. *Pulegioides*, *Hedeoma pulegioides*—c. *Sativa*, *Satureia hortensis*.

CUNILAGO, *Inula dysenterica*.

CUNILE D'AMÉRIQUE, *Cunila mariana*.

CUNNUS, *Vulva*.

CUP, *Scutella*, *Catillus*, *Patella*, *Excipula*, (F.) *Palette*, *Poëlette*, *Polette*, *Vase à saigner*. A small vessel of a determinate size, for receiving the blood during venesection. It generally contains about four ounces. A bleeding of two cups is, consequently, one of eight ounces.

CUPIDITAS, *Voluntas*—c. *Desedendi*, *Voluntas desedendi*.

CUPIDO, *Appetite*.

CUPOLA, see *Infundibulum* of the cochlea.

CUPPING, *Catacasmus*, from (F.) *couper*, 'to cut;' or to draw blood in vessels resembling cups; *Applicatio cucurbitarum* seu *cucurbitularum*, *Cucurbitatio*. A species of blood-letting, performed by a scarificator; and glass called a cupping-glass; *Cucurbitula*, *Cucurbita*, *Sicca*, (F.) *Ventouse*. The lancets are placed in such a manner in the scarificator, that, when it is applied upon the affected part, the whole are, by means of a spring, pushed suddenly into it. After scarification, the cupping-glass, which has been previously exhausted by heat, or by an exhausting syringe, is applied. The pressure of the air within the glass being thus diminished, the necessary quantity of blood may be drawn. See *Bdello-meter*. *Dry cupping*, *Cucurbitulae siccae*, is the application of the glasses, without previous scarification. (F.) *Ventouses sèches*. It is used to prevent the activity of absorption from any wounded part; occasionally, to excite suppuration in indolent abscesses; and to remove the pus when an abscess is opened. *Cupping*,

taken without any epithet, means the abstraction of blood by means of the scarificator and cups:—(F.) *Ventouses scarifiées*, (L.) *Cucurbitulae cruentae*, *C. cum Ferro*. The verb 'to cup,' signifies to draw blood by cupping.

CUPRESSUS SEMPERVIRENS. The systematic name of the *Cupressus*, *Cyparis*, *sue*, *Cypress*, (F.) *Cyprès*. The berries, leaves, and wood, have been considered astringent and useful in intermittents. The whole plant abounds with a bitter, aromatic, and terebinthinate fluid.

CUPRI AMMONIO-SULPHAS, *Cuprum ammoniatum*—c. *Et Ammonias sulphas*, *Cuprum ammoniatum*—c. *Diacetas*, *C. subacetas*.

CUPRI LIMATURA, *Filings of Copper*, (F.) *Lâmailles de Cuivre*, have been used in hydrophobia. It has been remarked under *Cuprum*, that they are inert.

CUPRI RUBIGO, *Cupri subacetas*.

CUPRI SUBACETAS, *C. Diacetas*, *Æru'go*, *Ver'digris*, *Hispanicum viride*, *Prasinum viride*, *Cupri Rubi'go*, *Crystals of Venus*, *Vir'ide Æris*, *Æru'ca*, *Cal'cithos*, *Subac'etate of Copper*, (F.) *Sous-acétate de Cuivre*, *Vert-de-gris*, *Cristaux de Venus*, *Verdet*. Impure subacetate of copper. This, as usually met with, is in masses, difficult to break; not deliquescent; foliaceous; of a fine bluish-green colour; and salt taste. It is tonic, emetic, escharotic, and detergent; but scarcely ever employed internally. Chiefly used in detergent ointments. Dose, as a tonic, under $\frac{1}{2}$ gr.: emetic, from gr. j. to gr. ij. Powdered verdigris appears to be the active ingredient in *Smellome's Eye-Salve*, which may be imitated by rubbing half a drachm of finely powdered verdigris with a little oil, and then mixing it with an ounce of yellow basilicon.

An ointment composed of one drachm of finely powdered verdigris, with an ounce of lard or spermaceti ointment, is used in psoriasis, tetter, &c.

CUPRI SULPHAS, *Vitriolum Cupri*, *Vitriolum Ven'ris*, *V. Cyprium*, *V. Cyprium*, *V. Caruleum*, *V. Romanum*, *Cuprum Vitriolatum*, *Lapis Cæruleus*, *Sulphate of Copper*, *Blue Stone*, *Blue Vitriol*, *Roman Vitriol*, *Mortlooth*, (F.) *Sulfate de Cuivre*, is in rhomboidal, rich, blue, semi-transparent, efflorescing crystals. The taste is harsh, styptic, and corrosive. It is soluble in four parts of water at 60°, and is tonic, emetic, astringent, and escharotic. As a tonic, it has been used in epilepsies, intermittents, &c. Dose as a tonic, gr. $\frac{1}{2}$ to gr. ij. in pill; as an emetic, gr. ij to x in water. A very weak solution is sometimes used in ophthalmia and in gleet; and it forms the basis of *BATES'S Aqua camphorata*, which has been recommended in the purulent ophthalmia of children, diluted with sixteen parts of water.

CUPRI SULPHAS AMMONIACALIS, *Cuprum ammoniatum*—c. *Vitriolum*, *Cupri sulphas*.

CUPRUM, *Chalcos*, *Æs*, *Venus* of the Alchymists: *Copper*, *Cyprium*, *Vir'ide montanum*, (F.) *Cuivre*. Its odour is peculiar and sensible when rubbed; taste disagreeable and metallic; colour red-yellow. S. G. 7.87; ductile: very malleable: less hard than iron: easily oxidized. In its metallic state, it exerts no action on the system. When swallowed, it undergoes no deleterious change. Copper cannot be dissolved whilst tin is in the mixture, and hence the utility of tinning copper vessels.

Copper culinary vessels are harmless under ordinary cleanliness, provided the substances be not suffered to remain in them till cold. The salts of copper are very deleterious.

CUPRUM AMMONIATUM, *C. Ammoniacale*, *C. Ammoniacum*, *C. Ammoniac-sulphuricum*; *Ammoniated Copper*, *Ammoniacal Sulphate of Copper*, *Ammoniated Cupri*, *Sal. anti-epilepticus* of WEISSMAN, *Sulfas Cupri ammoniacalis*, *S. ammoniacæ cupratæ*, *Sub-sulfas Ammonio-cuprius*, *Sulfas Cupri et Ammonio-niæ*, *Deuto-Sulfas Cupri et Ammonio-niæ*, *Cupri Ammonio-sulphas*, *Ammonio-niæ Cupro-sulphas*, *Ammonio-sulphate of Copper*, (F.) *Sulfate de cuivre et d'ammoniaque*, *Cuivre ammoniacal*. (*Cupri Sulph.* ʒss; *Ammon. Carb.* ʒvj. Rub in a glass mortar till effervescence ceases. Wrap the ammoniated copper in bibulous paper, and dry with a gentle heat. Keep in a well-stopped glass bottle.—Ph. U. S.) A crystalline powder of a rich violet colour, and hot, styptic taste. By exposure to air, it becomes partly converted into carbonate of copper. It is tonic and astringent, and has been chiefly employed in epilepsy, and other obstinate spasmodic diseases. Dose, gr. ʒ gradually increased to gr. iv., in pill.

CUPRUM VITRIOLATUM, *Cupri sulphas*.

CUPULAR, *Cupularis*, (F.) *Cupulaire*; from *cupula*, 'a small cup.' Of or belonging to a cupula.

CUPULAR CAUTERY, *Caustère cupulaire*, is an iron in the shape of a cupula, formerly used to cauterize the skin of the cranium in certain diseases, as epilepsy, chronic headache, &c.

CURA, *Curatio*, *Merim'na*, *Merim'ne*. Attention to, or treatment or cure of, a disease. R. Keuchen defines *Cura*, 'medicine,' and *Curator*, 'the physician.' *Curatio*, also, sometimes means purification; as, *Adeps suilla curata*.—Scribonius Largus.

CURA AVENACEA. A decoction of oats and succory roots, in which a little nitre and sugar are dissolved. Used as a refrigerant.

CURA DERIVATIVA, *Derivation*—c. *Fumigatoria*, *Thymiatechny*—c. *Medeana*, *Transfusion*—c. *Palliativa*, see *Palliative*—c. *Radicalis*, see *Palliative*—c. *Reversoria*, see *Derivation*.

CURABLE, *Sanabilis*, *Aces'tos*, *Aces'mius*, *Iâsimos*, (F.) *Guérissable*. That which is susceptible of cure. An epithet applied to both patients and diseases.

CURARE, *Wourali*, *Woorara*, *Urari*. A very energetic vegetable poison, employed by the South American Indians to poison their arrows. It is said to be obtained from the bark of a species of convolvulus, called *Véjuco de Mavacure*, but is referred by Martius to *Strychnos Guianensis*, and by Dr. Schomburg to *S. toxicaria*.

CURATIO, *Mede'la*, *Sanatio*, *Aces'is*, *Althax'is*, *Althax'is*, *Therape'ia*, *Iâsis*, *Curatio*, &c. The aggregate of means employed for the cure of a disease. See *Therapeutics*.

CURATIO, *Curâ*, *Cure*.

CURATIO CONTRARIORUM PER CONTRARIA, *Allopathy*—c. *Morbi per Inediam*, *Limotherapeia*.

CURATIVE, *San'ative*, *Healing*, *Acesophorus*, *Acesinosus*. Relating to the curé of a disease. *Curative Indications* are those

which point out the treatment to be employed. *Curative Treatment*, that employed in the cure of the disease, in opposition to *preservative* or *prophylactic treatment*. We say, also, *Curative Process*, *Curative Means*, &c.

CURATOR INFIRMORUM, *Infirmer*.

CURCUMA LONGA, *Curcuma*, *Borri*, *Borriberri*, *Coberri*, (Hindusthan), *Crocus Indicus*, *Terra Mer'ita*, *Cannacorus radi'cæ croceæ*. Family, *Amomeæ*. *Sez. Syst.* *Monandria Monogynia*. *Mayel'la*, *Kua Kaha*, *Cyperus Indicus*, $\chi\upsilon\pi\epsilon\iota\sigma$ *Indicos*, of Dioscorides (?) *Turmeric*, (F.) *Racine de Safran*, *Safran des Indes*, *Souchet des Indes*. Turmeric root—the rhizoma of *curcuma longa*—is brought from the East Indies; but is possessed of very little, if any, medicinal efficacy. It is one of the ingredients in the *Curry Powder*.

CURCUMA ZEDOARIA, see *Kæmpferia rotunda*—c. *Zerumbet*, see *Kæmpferia rotunda*.

CURD, ALUM, *Coagulum aluminosum*.

CURDS, *Curds of Milk*, (F.) *Caillébotte*, *Lait caillé*. The coagulated part of milk.

CURE; from *cura*, 'care.' *Aces'ia*, *Aces'is*, *Aces'mus*, *Curatio*, *C. felix*, *Sanatio*, *San'itas*, (F.) *Guérison*. A restoration to health; also, a remedy. A restorative.

CURE-ALL, *Geum Virginianum*.

CUREDENT, *Dentiscalpium*.

CURE DU RAISIN, *Grape-cure*.

CURE-LANGUE, (F.) *Lingua scalpium*. A *Tongue-scraper*. An instrument of ivory, tortoise-shell, &c., shaped like a knife or rasp, for removing the mucous coating which covers the tongue after sleep, &c.

CURE-OREILLE, *Ear-pick*.

CURETTE, *Scoop*.

CURMI, *Courmi*.

CURRENT, BLACK, *Ribes nigrum*—c. *Red*, *Ribes rubrum*.

CURRENTS, see *Vitis Corinthiaca*.

CURRY or CURRIE POWDER. A condiment, formed of various spices; and eaten with rice, particularly in India. The following is one of the forms of its preparation. *Sem. coriand.* ʒxviii, *pip. nigr.* ʒij, *cayen.* ʒj, *rad. curcumaæ*, *sem. cumini*, aa ʒiij, *sem. fœnuigr.* ʒiv: mix.

CURSUMA HÆMORRHODALIS HERBA, *Ranunculus ficaria*.

CURSUS, *Running*—c. *Matricis*, *Leucorrhœa*—c. *Menstruus*, *Menses*.

CURVAMEN, *Curvature*.

CURVATEUR DU COCCYX, *Curvator Coccygis*.

CURVATIO, *Campsis*.

CURVATOR COCCY'GIS, (F.) *Curvateur du Coccyx*. Sömmering gives this name to a small bundle of fleshy fibres, which descends on the middle of the coccyx, uniting on each side with the ischio-coccygei muscles. It is a part of those muscles.

CURVATURE, *Curvatur'a*, *Curva'men*, *Flexur'a*, *Gnamp'isis*, from *curvus*, 'crooked.' *Cyrto'ma*, (F.) *Courbure*. The condition of a line or surface, which approximates more or less to the form of an arc; as the curvatures of the spine, duodenum, stomach, &c. Accidental curvatures of bones are the effect of rickets, or *Mollities ossium*. The Greeks called the curvature of the spine, $\upsilon\beta\omicron\varsigma$, $\sigma\kappa\omicron\lambda\iota\omicron\varsigma$; and $\lambda\omicron\theta\omicron\varsigma$, according as the deviation was backwards, laterally, or forwards.

CURVE OF CARUS, see Pelvis.

CURVED LINES, (F.) *Courbes Lignes*. Two crooked lines or projections on the posterior surface of the occipital bone. They are distinguished into *superior* and *inferior*. Some lines on the os innominatum are also so called.

CURVIMER, *Cucumis sativus*.

CUSCO-CINCHONIA, *Aricina*.

CUSCUTA EPITHYMUM. The systematic name of the *Dodder of Thyme*. *Epithymum Cuscuta*. A parasitical plant, possessed of a strong, disagreeable smell, and a pungent taste, very durable in the mouth. It was once used as a cathartic in melancholia.

CUSCUTA EUROPEA was conceived to possess similar properties.

CUSPARIA FEBRIFUGA, *Bonplan diatri-fo-liata, Angustura, Galipea febrifuga*. Order, Rutaceæ. The South American tree, which furnishes the *Cusparia* or *Angustura Bark*, (F.) *Angusture vraie, Quinquina faux de Virginie*. According to Dr. Hancock, however, the Angustura bark is derived from the *Galipea officinalis*, *Sex. Syst. Decandria Monogynia, Nat. Ord. Diosmeæ*; and this view has been adopted in the Pharmacopœia of the United States. Its odour is peculiar; taste intensely bitter, and slightly aromatic; pieces thin; externally, gray and wrinkled; internally, yellowish-fawn; fracture, short and resinous. It yields its virtues to water and proof spirit. It is tonic, stimulant, and aromatic. Dose, gr. v. to xx or more, in powder.

CUSPIS. A spear. This name has been given to the glans penis—Rolfink. It meant, also, a kind of bandage.

CUSTODIA VIRGINITATIS, Hymen.

CUSTOS, Vulva.

CUT, from (F.) *couteau*, 'a knife,' or from West Gothic *kota*, 'to cut;' or from *κωττω*, 'I cut.' *Cæsu'ra, Tomē, Incis'io, Vulnus simplex, Tresis vulnus simplex, Cōpē*, (F.) *Coupure*. A common expression for the division or solution of continuity made by a sharp instrument.

CUTAMBULUS, from *cutis*, 'skin,' and *ambulo*, 'I walk.' *Walking in the skin*. An epithet given to certain parasitical animals, which creep under the skin; such as the Guinea-worm; and to certain pains felt between the skin and flesh, as it were.

CUTANEAL, Cutaneous.

CUTANÉO-SOURCILIER, *Corrugator supercillii*.

CUTANEOUS, *Cuta'neal, Cuta'neus*, from *cutis*, 'the skin.' Belonging to the skin.

CUTANEOUS DISEASES, *Eruptions, Epiphy'mata*, are the numerous affections of a morbid character, to which the skin is liable,—*Dermatopathia*.

CUTANEOUS EXHALATION AND ABSORPTION are those which take place from the skin.

CUTANEOUS NERVES, *Cutaneal Nerves*, so called, are two in number, and belong to the upper extremity. They are given off from the brachial plexus. The *internal cutaneous, Cubito-cutané*, (Ch.) descends along the inner part of the arm, and divides above the elbow into two branches; the outermost of which follows the outer edge of the biceps, and spreads over the anterior and inner part of the forearm; and the innermost accompanies the basilic vein, passing to the corresponding side of the hand and little finger. The *external cutaneous, Radio-*

cutané, (Ch.) *Mus'culo-Cutaneus, Perforans CASSE'RII*, passes outwards, perforates the coraco-brachialis; descends along the anterior and outer part of the arm; passes as far as the middle of the fold of the elbow, under the median cephalic; and descends along the anterior and outer edge of the forearm. At some distance above the wrist, it divides into two branches; an *outer*, which is distributed on the back of the hand, the thumb and index finger; and an *inner*, which descends on the muscles of the thumb into the palm of the hand, and divides into fine filaments, which may be traced to the fingers.

Nervus Cuta'neus Minor, of Wrisberg, also takes its origin from the axillary plexus, but is more particularly connected with the ulnar nerve. It soon separates from the ulnar, running afterwards between it and the inner side of the arm. A little below the axilla it divides into two branches, which are distributed to the arm.

Chaussier calls the *cephalic* and *basilic veins* the *Radial* and *Cubital Cutaneous*.

CUTCH, Catechu.

CUTI, Catechu.

CUTICULA, Epidermis.

CUTIO, Oniscus.

CUTIS, *Pellis, Pella, Co'rium, Derma, Deris, Anthro'pe, Anthro'pen, Skin, (F.) Peau*. A dense, resisting membrane, of a flexible and extensible nature, which forms the general envelope of the body; and is continuous with the mucous membranes, through the different natural apertures. It is generally considered to be formed of three distinct layers—the *epidermis, rete* or more properly *corpus mucosum*, and *corium*. Some anatomists, however, separate it into several others. Its outer surface is covered by a number of small eminences, called papillæ, which are generally regarded as eminently nervous and vascular. The skin is our medium of communication with external bodies. It protects the subjacent parts; is the seat of touch, and, through it, are exhaled the watery parts of the blood, which are not needed in the nutrition of the body. The state of the skin, as regards heat and dryness, affords us useful information in our pathological investigations. Its colour, too, requires attention; the paleness of disease is as characteristic as the rosy complexion of health. The colour of the skin varies according to the age, sex, &c. As a general principle, it is finer in the female and child than in the male and adult. In old age it becomes light-coloured, thin, and dry. It likewise varies according to the races, &c.

CUTIS ANSERINA, *Horrida cutis*—c. *Carnosa, Panniculus carnosus*—c. *Extima, Epidermis*—c. *Lingæ*, see *Tongue*—c. *Suilla, Couenné*—c. *Summa, Epidermis*—c. *Tensa Chronica, Induration of the cellular tissue*—c. *Ultima, Epidermis*.

CUTITIS, *Cytitis, Erysipelatous inflammation*.

CUTTING ON THE GRIPE, see *Lithotomy*.

CUTTLE FISH, *Sepia*.

CUTTUBUTH, *Cutrubuth, Leucoma'ria, Melancholia erraticunda*. The Arabian physicians have given this name to a species of melancholy, accompanied with so much agitation, that the patients cannot remain tranquil for the space of an hour.

CUURDO CANELLA, *Laurus cinnamomum*.

CYANODERMIA, Cyanopathy.

CYANOGEN, (F.) *Cyanogène*; from *κυανος*, 'blue,' and *γενναω*, 'I generate.' So called from its being an ingredient in Prussian blue. It forms, with oxygen, the cyanic and other acids; with hydrogen, the hydrocyanic acid.

CYANOPATHY, *Cyanopathia*, *Cyano'sis*, *C. cardiaca*, *Cyanoder'mia*, *Aclitro-cardia*, (Piorry) *Hæmato-cyano'sis*, *Kyano'sis*, *Morbus cæruleus*, *Ceruleo'sis neonatorum*, from *κυανος*, 'blue,' and *παθος*, 'affection.' (F.) *Cyanose*, *Maladie bleue*, *Ictère bleu*. A disease, in which the whole of the surface of the body is coloured blue. It is often symptomatic, and commonly depends on a direct communication between the cavities of the right and left side of the heart. Such communication does not, however, always occasion the blue disease, but it is generally thought that the disease never exists without this state of parts; or without some obstacle to the circulation in the right side of the heart. The blueness does not seem to be owing to the admixture of black and red blood. A child affected with blueness is said to be *cyanoséd*, (F.) *Cyanosé*.

CYANOSE, Cyanosis.

CYANOSÉ, see Cyanosis.

CYANOSIS, Cyanopathy—c. *Pulmonalis*, *Atelectasis pulmonum*.

CYANURETUM FERRO-ZINCICUM, *Zinci ferro-hydrocyanas*.

CYANUS, *Centaurea cyanus*—c. *Ægyptiacus*, *Nymphaea nelumbo*.

CYANUS SEGETUM, *Blushottle*, (F.) *Bluet des Moissons*, *Harbeau*, *Aubfoin*, *Casse-Lunettes*. The flowers of this European plant, when distilled with water, have been used in ophthalmia.

CYAR, *κυαρ*. 'The eye of a needle,' 'a small hole.' The *Meatus auditivus internus*. See Auditory canal, (internal.)

CYATHISCUS, diminutive of *κυθρος*, 'a bowl.' The concave part of a sound, made like a small spoon, as in the case of the eardrum.

CYATHUS, 'a bowl.' A measure, both of the liquid and dry kind, equal to about an ounce and a half, or to the 10th part of a pint. According to Pliny and Galen, about 10 drachms.

CYATHUS CEREBRI, *Infundibulum* of the brain.

CYBE, Head.

CYBITON, *Cubitus*.

CYBOIDES, *Cuboid*.

CYCEON, from *κυκω*, 'I mix together.' The ancient name of a medicine of the consistency of a pap, composed of wine, water, honey, flour, barley meal, and cheese.—Hippocr.

CYCLAMEN EUROPÆUM, *Arthanita*, *A. eyclamen*, *Cyclaminus*, *Cysson'themon*, *Cysoophyll'on*, *Panis porc'nis*, *Cas'amum*, *Chyl'né*, 'sow-bread.' *Fum.* *Primulacæe*. *Sez. Syst.* *Pentandria Monogynia*. (F.) *Pain du Pourceau*. The fresh root is said to be acrid, bitter, drastic, and anthelmintic. Dose, ʒj. For external use, see *Arthanita*.

CYCLE, *Cyclus*, from *κυκλος*, 'a circle.' A period or revolution of a certain number of years.—The Methodists gave this name to an aggregate of curative means, continued during

a certain number of days. Nine was the usual number.

CYCLISCUS, *Cyclismus*.

CYCLIS'MUS. A *troch*, *Trochiscus*, The name, as well as *Cyclis'cus*, was also given to a circular kind of rasp. They have the same etymon as *cycle*.

CYCLOCEPH'ALUS, from *κυκλος*, 'a circle,' and *κεφαλη*, 'head.' A monster whose eyes are in contact, or united in one.

CYCLOPHORIA, from *κυκλος*, 'a circle,' and *φερω*, 'I bear.' The circulation of the blood or other fluids.

CYCLOPIA. Same etymon as *Cyclops*. State of a monster that has both eyes united into one. Called also, *Monops'a* and *Rhinen-cephalia*.

CYCLOPS, *κυκλωψ*, from *κυκλος*, 'an orb or circle,' and *ωψ*, 'an eye.' *Monoculus*, *Monops*, *Monophthal'mus*, *Monom'matus*, *Unic'culus*, *Unoculus*. A monster having but one eye, and that placed in the middle of the forehead, like the fabulous *Cyclops*.

CYCLOTOME, *Cyclo'tomus*, from *κυκλος*, 'a circle,' and *τεμνειν*, 'to cut.' An instrument, composed of a ring of gold and a cutting blade, by means of which the ball of the eye can be fixed, whilst the cornea is cut. It was invented by a surgeon of Bordeaux, named Guérin, for extracting the cataract. It is not used.

CYCLUS, *Circulus*.

CYDONIA'TUM, *Cydonia'tum*, *Dyacydoni'tes*. A composition of the *Cydonia mala* or quinces, with the addition of spices.—Pausan of *Ægina*.

CYDONIUM MALUM, see *Pyrus cydonia*.

CYEMA, *κυημα*, from *κυω*, 'I conceive.' *Conception*. Likewise the product of conception. See *Embryo* and *Fœtus*.

CYESIOGNOMON, from *κυησις*, 'pregnancy,' and *γνωματ*, 'a sign, a token.' A sign of pregnancy.

CYESIOGNO'SIS, from *κυησις*, 'pregnancy,' and *γνωσις*, 'knowledge.' Diagnosis of pregnancy.

CYESIOLOGY, *Cyssiolog'ia*, from *κυησις*, 'pregnancy,' and *λογος*, 'a description.' The doctrine of gestation.

CYESIS, *Conception*, *Fecundation*, *Pregnancy*.

CYESTEINE, *Kiesteine*.

CYLICHNE, *Cyllich'nis*. A pill-box or earthenware pot, or small cup; from *κυλιε*, 'a cup.'—Galen, *Fœsius*.

CYLINDRI, see *Villous membranes*—c. *Membranacei renum*, see *Calix*.

CYLINDROID, *Cylindroi'des*, from *κυλινδρος*, 'cylinder,' and *ειδος*, 'form.' Having the form of a cylinder. Chausser calls the *Cornu Ammonis*,—*Protuberance cylindroïde*.

CYLINDROIDES, *Teres*.

CYLOEPUS, see *Kyllosis*.

CYLOPODA, see *Kyllosis*.

CYLOPODION, see *Kyllosis*.

CYLO'SIS, *κυλλωσις*. 'Lameness, mutilation, or vicious conformation.'—Hippocrates, *Galen*. See *Kyllosis*.

CYMATODES, *Upto'sus*, from *κυμα*, 'a wave,' and *ειδος*, 'resemblance.' The vacillating, undulatory character of the pulse in weak individuals.

CYMBA, *Vulva*.

CYMBALARIS, *Cricoid*.

CYMBIFORME OS, Scaphoid bone.

CYNANCHE, *Angina*, from *κύν*, 'a dog,' and *αγχω*, 'I suffocate,' (?), *Sore Throat*, *Paracynanché*, *Synanché*, *Prunella*, *Squinanthea*, *Empresma Paristhmitis*, *Cauma Paristhmitis*, *Isthmitis*, *Paristhmitis*, *Inflammatio Fau-cium*, 'Dog choak.' Inflammation of the supradiaphragmatic portion of the alimentary canal, and of the lining membrane of the upper part of the air-passages:—(F.) *Angine*, *Esquinancie*, *Mal de Gorge*, *Synancie*, *Squinancie*, *Kinancie*. It comprises the following chief varieties.

CYNANCHE EPIDEMICA, *Cynanche maligna*—c. *Externa*, c. *Parotidæa*—c. *Faucium*, c. *tonsillar*—c. *Gangræna*, *Cynanche maligna*—c. *Laryngea*, *Laryngitis*.

CYNANCHE MALIGNA, *C. gangræno'sa*, *Angina ulcero'sa*, *Febris epidem'ica cum Anginâ*, *Empresma Paristhmitis Maligna*, *Tonsilla-rum-gangræna*, *Tonsill'is pestilentes*, *Cynanché epidem'ica*, c. *pur'puro-parotidæa*, *Cynanché ulcero'sa*, *Epidem'ica gutturis lues*, *Pestilens faucium affectus*, *Pædan'chonè* (?), *Gangræna Tonsillarum*, *Ulcus Syriacum*, *Garrulito*, *Carbunculus anginosus*, *Angina ulcus-culo'sa*, *A. epidem'ica*, *A. gangræno'sa*, *A. maligna*, *A. faucium maligna*, *Isthmityphus*, *Putrid*, *Ulcerous Sore Throat*, *Gangrenous Inflammation of the Pharynx*, (F.) *Anginè gangræneuse*, *A. Maligna*. It is characterized by crimson redness of the mucous membrane of the fauces and tonsils; ulcerations, covered with mucus, and spreading sloughs, of an ash or whitish hue; the accompanying fever typhus. It is often epidemic, and generally contagious; and is frequently found accompanying scarlet fever,—giving rise to the variety, *Scarlatina maligna*. *Cynanche maligna* has been made to include both diphtheritic and gangrenous pharyngitis. See *Pharyngitis*, diphtheritic.

The general treatment is the same as in typhus; and stimulant antiseptic gargles must be used, consisting, for example, of the decoction of bark and muriatic acid.

CYNANCHE MAXILLARIS, c. *Parotidæa*—c. *Œsophagea*, *Œsophagitis*.

CYNANCHE PAROTIDÆA, *Empresma Parotitis*, *Parotitis*, *P. epidem'ica*, *P. erysipelato'sa*, *P. contagio'sa*, *P. spuria*, *P. sero'so glutinè tu'mens*, *Parotia*, *Parotiditis*, *Cynanché Parotides*, *C. externa*, *Angina maxilla'ris*, *Gissa*, *Angina externa*, *Angina parotidæa externa*, *Erythrochærus*, *Cynanché maxilla'ris*, *Gennyocynanché*, *Gnathocynanché*, *Inflammatio parotidum*, *Inflatio parotidum*, *Catar'hus Bellin'sula'nus*, *Branks* (Scotch), *Mumps*, (F.) *Inflammation de la Parotide*, *Oreillons*, *Owles*. The characteristic symptoms are:—a painful tumour of the parotid gland, or of the cellular tissue surrounding it; or of both, not of the suppurative kind; frequently extending to the maxillary gland. It is very conspicuous externally, and is often accompanied with swelling of the testes in the male, and of the mammae in the female; the testes being sometimes absorbed afterwards. It is generally epidemic, and apparently contagious. The treatment is very simple; the adoption merely of the antiphlogistic plan, under which it usually soon disappears. When inflammation of the mammae or testes supervenes, it must be treated as if idiopathic.

Epidem'ic Parotitis or *Mumps* is also termed

Parotitis polymorpha, *P. epidem'ica*, *P. specif'ica*.

CYNANCHE PHARYNGÆA, *Empresma Paristhmitis Pharyngea*, *Isthmitis*, *Pharyngitis*, *Inflammatio Pharyngis*, *Parasynanché*, *Anginæ inflammatoriæ*, *Sp. iv.*—(Boerhaave.) (F.) *Angine Pharyngée*, *Catarrhe pharyngien*. Inflammation of the pharynx.

This disease can hardly be said to differ, in pathology or treatment from *Cynanche tonsillar*. The same may be remarked of the *Cynanché Œsophagea*, *Œsophagitis*.

CYNANCHE PRUNELLA, c. *Tonsillar*—c. *Purpuro-parotidæa*, *Cynanche maligna*—c. *Simplex*, *Isthmitis*—c. *Stridula*, *C. trachealis*.

CYNANCHE TONSILLARIS, *Empresma Paristhmitis Tonsillar*is, *Synanché*, *Cynanché faucium*, *Amygdalitis*, *Branci*, *Branchi*, *Hyan-ché*, *Tonsillitis*, *Cynanché Prunella*, *Paristhmio*, *Paristhmitis*, *Dysph'agia inflammatoriæ*, *Antiaditis*, *Angina inflammatoriæ*, *A. cum tumo're*, *A. tonsilla'ris*, *A. Synochitis*, *A. Sanguinea*, *A. vera et legit'ima*, *Inflammatio Tonsillarum*, *Antiadon'is inflammatoriæ*, *Inflammatory Sore Throat*; *Common Squinancy*, *Quinsy* or *Quinsy*. (F.) *Amygdalite*, *Inflammation des Amygdales*, *Angine tonsillaire*, *Pharyngite tonsillaire*, *Esquinancie*, *Squinancie*, *Catarrhe guttural*, *Angine gutturale Inflammatoire*. The characteristic symptoms of this affection are, swelling and florid redness of the mucous membrane of the fauces, and especially of the tonsils; painful and impeded deglutition, accompanied with inflammatory fever. It is generally ascribed to cold, and is one of the most common affections of cold and temperate climates. It usually goes off by resolution, but frequently ends in suppuration.

Common sore throat is an affection of no consequence. It requires merely rest, and the observance of the antiphlogistic regimen: When more violent—in addition to this,—bleeding, local or general; or both,—purgatives, inhalation of the steam of warm water; acid, or emollient gargles; rubefacients externally, or sinapisms or blisters. When suppuration must inevitably occur, the continued use of the inhaler must be advised, and an opening be made into the abscess as soon as it shall have formed. If the patient be likely to be suffocated by the tumefaction, bronchotomy may be necessary.

CYNANCHE TRACHEALIS; the *Cynanche laryngea* of some, *Suffocatio stridula*, *Angina pènnino'sa*, *Asthma Infantum*, *Cynanche stridula*, *Catar'hus suffacati'vus Barboden'sis*, *Angina polypo'sa sive membrana'ea sive polypo'sa*, *Empresma Bronchitis*, *E. Bronchlemmitis*, *Angina inflammatoriæ*, *A. suffocatoriæ*, *A. streptio'sa*, *Angina canina*, *A. esudato'ria*, *Laryngitis et Tracheitis infantilis*, *Laryngostasis seu Laryngo-tracheitis*, *Laryngo-tracheitis with diphtheritic exudation*, *Laryngol'æ*, *Orthapnoea cynanchica*, *Cynanchorthopnoea*, *Pædan'chonè*, (?) *A. Trachealis*, *Morbus Strangulato'rius*, *Trachitis*, *Tracheitis*, *Trachelitis*, *Diphtheritis trachealis*, *Expectoratio Solida*, *Cauma Bronchitis*, *Croup*, *Rouff*, *Hives*, *Choak*, *Stuffing*, *Rising of the lights*, (F.) *Angine laryngée et trachéale*, *Laryngit avec production de fausses membranes*, *Laryngite pseudo-membraneuse*. A disease characterized by anorous and suffocative breathing; harsh voice; cough, ringing or like the barking

of a dog; fever, highly inflammatory. It is apt to be speedily attended with the formation of a false membrane, which lines the trachea beneath the glottis, and occasions violent dyspnoea and suffocation, but is sometimes expectorated. The dyspnoea, as in all other affections of the air-passages, has evident exacerbations. It differs in its character in different situations; being infinitely more inflammatory in some places than in others, and hence the success obtained by different modes of treatment. It chiefly affects children, and is apt to recur, but the subsequent attacks are usually less and less severe.

As a general principle, it requires the most active treatment; bleeding from the arm or neck, so as to induce paleness; leeches applied to the neck, &c., according to the age,—the warm bath, blisters to the neck or chest, and purgatives. Formidable as the disease may be, if this plan be followed early, it will generally be successful. Many specifics have been recommended for it, but the search has been idle and fruitless. The majority of cases of what are called croup are not of this inflammatory cast; but are more of a spasmodic character, and have been termed by the French *faux croup*, and with us are occasionally termed *spasmodic croup*. They generally yield to an emetic and the warm bath.

CYNANCHE TRACHEALIS SPASMODICA, Asthma acutum, A. Thymicum—c. Ulcerosa, Cynanche maligna.

CYNANCHICA. Medicines used in cases of quinia were formerly so called.

CYNANCHORTHOPNŒA, Cynanche trachealis.

CYNANCHUM. Same etymon. A genus of plants, of which the following are used in medicine.

CYNANCHUM MONSPELIACUM, *Scammony of Montpellier*. The plant furnishes a blackish kind of gum resin, which is purgative, and but little used.

CYNANCHUM VINCETOXICUM, Asclepias vincetoxicum.

CYNANCHUM VOMITORIIUM, *Ipecacuanha of the Isle of France*. As its name imports, this plant resembles ipecacuanha in properties. It is emetic, in the dose of from 12 to 24 grains of the powder.

CYNANTHEMIS, Anthemis cotula.

CYNANTHROPŒIA, from *κύνων*, 'dog,' and *ἄνθρωπος*, 'a man.' A variety of melancholia, in which the patient believes himself changed into a dog; and imitates the voice and habits of that animal.

CYNARA SCOLYMUS, *Cinara scolymus*. The systematic name of the *Artichoke*, *Aleouulum*, *Artico'alus*, *Artico'eus levis*, *Costus nigra*, *Carduus Sati'vus non spinosus*, *Cinara horten'sis*, *Scolymus Sati'vus*, *Carduus sativus*, *Carduus domest'icus capit' major*, *Carduus alt'itilis*, (F.) *Artichaut*. Family, *Cardaceæ*. See *Syst. Syngenesia Polygamia æqualis*. Indigenous in the southern parts of Europe; much used as an agreeable article of diet. The juice of the leaves, mixed with white wine, has been given in dropsies.

CYNICUS, *Cyno'des*, from *κύνων*, 'a dog.' *Cynic*. Relating to, or resembling a dog. *Cynic spasm* is a convulsive contraction of the muscles of one side of the face,—dragging the eye, cheek, mouth, nose, &c., to one side. See *Canine*.

CYNIPS QUERCÛS FOLII, see *Quercus infectoria*.

CYNOCOPRUS, Album græcum.

CYNOCRAMBE, *Mercurialis perennis*.

CYNOSTONON, *Ronitum*.

CYNOCYTISUS, *Aca canina*.

CYNODEC'TOS, from *κύνων*, 'a dog,' and *ἴβη*, 'I bite.' One who has been bitten by a dog.—*Dioscorides*.

CYNODES, *Cynicus*.

CYNODESMION, *Frænium penis*.

CYNODESMUS, *Frænium penis*.

CYNODONTES, *Canine teeth*.

CYNOGLOSSUM, from *κύνων*, 'a dog,' and *γλῶσσα*, 'a tongue.' *Cynoglossum officinale*, *Lingua Canina*, *Hound's tongue*, *Caballo'tion*, (F.) *Langue de Chien*. Family, *Boraginæ*. See *Syst. Pentandria Monogynia*. It is aromatic and mucilaginous, and has been supposed to be possessed of narcotic properties.

CYNOLOPHOI, Spinous processes of the vertebra.

CYNOLYSSA, *Hydrophobia*.

CYNOMOIA, *Plantago psyllium*.

CYNOMORIUM COCCINEUM, from *κύνων*, 'a dog,' and *μύριον*, 'the penis.' (F.) *Champignon de Malte*. Improperly called *Fungus Meliten'sis*, or the *Fungus of Malta*, as it is not a fungus. The powder has been given as an astringent in hemorrhage, dysentery, &c.

CYNOREXIA, *Boulimia*.

CYNORRHODON, *Rosa canina*.

CYNOSBATOS, *Rosa canina*.

CYNOSORCHIS, *Orchis mascula*.

CYNOSPASTUM, *Rosa canina*.

CYON, *κύνων*. The word sometimes signifies the frænium of the prepuce; at others, the penis.

CYOPHORIA, *Pregnancy*.

CYOTROPHY, *Cyotroph'ia*, *Embryot'rophy*, *Embryotroph'ia*, from *κύνων*, 'embryo,' and *τροφή*, 'to nourish.' Nutrition of the embryo. Fœtal nutrition.

CYPARISSUS; *Cupressus sempervirens*.

CYPERUS ANTIQUORUM, *Lawsonia inermis*—c. *Indicus*, *Curcuma longa*.

CYPERUS LONGUS, from *κύνταρος*, 'a round vessel,' which its roots have been said to resemble. *Galangale*, (F.) *Souchet odorant*. It possesses aromatic and bitter properties, but is not used. See, also, *Dorstenia contrayerva*.

CYPERUS OBORUS, *Dorstenia contrayerva*—c. *Peruanus*, *Dorstenia contrayerva*.

CYPERUS ROTUNDUS; the *Round Cyperus*, (F.) *Souchet rond*. It is a more gratefully aromatic bitter than the *C. Longus*.

CYPHO MA, *Cyphos*, *Cypho'sis*, *Cyrto'ma*, *Cyrto'sis*, *Opisthocypho'sis*, from *κύνος*, 'gibbous.' Gibbosity of the spine. See *Vertebral Column*, &c. *Cyrto'sis* forms a genus in the order *Dysthet'ica*, and class *Hæmat'ica* of Good, and is defined: 'head bulky, especially anteriorly; stature short and incurvated; flesh flabby; tabid, and wrinkled.' It includes *Cretinism*, and *Rickets*.

CYPHOSIS, *Gibbositas*, see *Hump*, and *Kyphosis*.

CYPRES, *Cupressus sempervirens*.

CYPRESS, *Cupressus sempervirens*—c. *Tree*, *Liriodendron*.

CYPRINUM O'LEUM, *Oil of Cypress*; prepared of olive oil, cypress flowers, calamus, myrrh, cardamom, inula, bitumen of Judæa, &c. It was formerly employed in certain dis-

eases of the uterus, pleurisies, &c., and was regarded to be both stimulant and emollient.

CYPRIPEDIUM CALCEOLUS, C. Luteum—c. Flavescens, C. Luteum.

CYPRIPEDIUM LUTEUM, C. *Calceolus*, C. *Flavescens*, C. *Pubescens*, C. *Parviflorum*, *Yellow ladies' slipper*, *Mocasin flower*, *Yellowus*, *Bleeding heart*, *American valerian*, *Yellow umbil*, *male Mervine*, *Noah's ark*, (F.) *Sabat de Venus jaune*. An indigenous plant, *Nat. Order*, Orchidæ, which is found all over the United States; blossoming in May and June. The root is considered to be antispasmodic, and is used in the same cases as valerian.

CYPRIPEDIUM PARVIFLORUM, C. Luteum—c. Pubescens, C. Luteum.

CYPRIDIUM, Cuprum.

CYPSELE, Cerumen.

CYRCEON, Anus.

CYRTOIDES, Cuboid.

CYRTOMA, Curvature, Cyphoma.

CYRTONOSOS, Rachitis.

CYSSANTHEMON, Cyclamen.

CYSSARUS, Anus, Rectum.

CYSSOPHYLLON, Cyclamen.

CYS'SOTIS, from *κυστις*, 'the anus.' The lower part of the rectum: tenesmus.

CYST, Kyst.

CYSTAL'GIA, *Cystidal'gia*, from *κυστις*, 'the bladder,' and *αλγος*, 'pain.' Pain in the bladder.

CYSTANENCEPHALIA, from *κυστις*, 'a bladder,' and *ἀνενεcephalia*, 'absence of brain.' A monstrosity, in which, in place of a brain, a bladder is found filled with fluid.—G. St. Hilaire.

CYSTAUCHENOTOMIA, *Cystotrachelotomia*, *Cystidotrachelotomia*, from *κυστις*, 'a bladder,' *αυχην*, 'the neck,' and *τομη*, 'incision.' An incision into the neck of the bladder.

CYSTECTASY, Lithectasy.

CYSTENCEPHALUS, from *κυστις*, 'bladder,' and *κεφαλη*, 'head.' A monster having a head with a vesicular brain.—G. St. Hilaire.

CYSTEOLITHOS, from *κυστις*, 'the bladder,' and *λιθος*, 'a stone.' Stone in the bladder. Also, a medicine, employed to dissolve or break stone.

CYSTERETHISMUS, *Vesicæ Irritabilitas*; from *κυστις*, 'the bladder,' and *ερεθίζω*, 'I irritate.' Irritability of the bladder.

CYSTHEPAT'ICUS, from *κυστις*, 'the bladder,' and *ηπαρ*, 'the liver.' Belonging to the gall-bladder and liver. This name was given, formerly, to imaginary excretory ducts for the bile, which were supposed to pass directly from the liver to the gall-bladder.

CYSTHEPATOLITHIASIS, *Cystidepatolithiasis*, *Cholelithia*, *Cholelithiasis*, from *κυστις*, 'the bladder,' *ηπαρ*, 'the liver,' and *λιθιασις*, 'pain caused by a calculus.' The aggregate of phenomena caused by the presence of biliary calculi. See *Calculi*, biliary.

CYSTHITIS, Kysthitis.

CYSTHUS, Anus.

CYSTHYPERARCO'SIS: from *κυστις*, 'bladder,' *υπερ*, 'over,' and *σαρκωσις*, 'a fleshy growth'; *Eacrescentia Vesicæ urinariæ*. A fleshy thickening of the coats of the bladder.

CYSTIC, *Cysticus*, from *κυστις*, 'a bladder.' Belonging to the gall-bladder.

CYSTIC ARTERY, *Arteria Cystica*, is given off from the right branch of the hepatic, and di-

vides into two branches, which proceed to the gall-bladder. It is accompanied by two *cystic veins*, which open into the vena porta abdominalis.

CYSTIC BILE. Bile contained in the gall-bladder.

CYSTIC CALCULI. Calculi formed in the gall-bladder.

CYSTIC DUCT, *Ductus cysticus*, *Meatus cysticus*. The duct proceeding from the gall-bladder, which, by its union with the hepatic, forms the *ductus communis choleodochus*.

CYSTIC OXIDE CALCULI, see *Calculi*.

CYSTIC SARCO'MA, of *AR'ERNETHY*, *Emphy'ma Sarcoma cellulosa*. Tumor; cellulose or cystose; cells oval, currant-sized or grape-sized, containing serous fluid; sometimes caseous. Found in the thyroid gland (forming bronchocele), testis, ovary, &c.

CYSTICA, *Cystic Remedies*. Such medicines as were formerly believed proper for combating diseases of the bladder.

CYSTICER'CUS, from *κυστις*, 'a bladder,' and *κερως*, 'a tail.' A genus of entozoa of the family of the hydatids, distinguished by the caudal vesicle in which the cylindrical or slightly depressed body of the animal terminates. The *Cysticer'cus cellulosa* seu *collulosa*, *Hy'datis fœna*, has been often found in the cellular membrane.

CYSTIDALGIA, Cystalgia.

CYSTIDELCO'SIS, from *κυστις*, 'bladder,' and *ἄλκωσις*, 'ulceration.' Suppuration or ulceration of the urinary bladder.

CYSTIDEPATICUS, Hepatocystic.

CYSTIDEPATOLITHIASIS, Cysthepatolithiasis.

CYSTIDOBLENNORRHEA, Cystirrheæ.

CYSTIDOCATARRHUS, Cystirrheæ.

CYSTIDOCELE, Cystocele.

CYSTIDOPLEGIA, Cystoparalysis.

CYSTIDORRHAGIA, Cystorrhægia.

CYSTIDORRHEXIS, Cystorrhæxis.

CYSTIDORRHEA, Cystirrheæ.

CYSTIDOSOMATOTOMIA, Cystosomatotomia.

CYSTIDOSPASMUS, see *Cystospastic*.

CYSTIDOSTENOKHORIA, Stricture of the urinary bladder.

CYSTIDOTOMIA, Cystotomia.

CYSTIDOTRACHELOTOMIA, Cystauchenotomia.

CYSTINURIA, Urine, cystinic.

CYSTINX, Vesicula.

CYSTIPHLOGIA, Cystitis.

CYSTIRRHA'GIA, from *κυστις*, 'the bladder,' and *εργυνω*, 'I break forth.' *Hæmorrhagiæ from the bladder*, (F.) *Hæmorrhagiæ de la Vesie*. By some used synonymously with *cystirrheæ*.

CYSTIRRHEUMA, Cystorrhœuma.

CYSTIRRHE'À, from *κυστις*, 'the bladder,' and *ρῆα*, 'I flow.' *Paru'ria Stillati'ria Mucosa*, *Blennu'ria*, *Blennorrhæa urinariæ*, *B. vesicæ*, *Cysto-blennorrhæa*, *Cystorrhæa*, *Cystidoblennorrhæa*, *Ischu'ria Cysto-phlegmatica*, *Tenes'mus Vesicæ Mucosæ*, *Urinæ mucosa*, *Cystotocatar'rhus*, *Cystidocatar'rhus*, *Cystidorrhœa*, *Urocysto-catar'rhus*, *Dysu'ria Mucosa*, *Puru'ria Mucosa*, *P. viscida*, *P. serosa*, *Marbus cysto-phlegmaticus*, *Catar'rhus vesicæ*, (F.) *Cystitis muqueuse*, *Flux muqueux de la vessie*, *Catarrhe vésical*. A copious discharge of mucus from

the bladder, passing out with the urine, and generally attended with dysuria. It is commonly dependent upon an inflammatory or sub-inflammatory condition of the lining membrane. The treatment must be regulated by the cause. If it be not produced by an extraneous body: the antiphlogistic plan,—the exhibition of warm diluents, and keeping the surface in a perspirable state, by wearing flannel. Some of the turpentine may, at times, be given with advantage; and astringent or other appropriate injections be thrown into the bladder.

CYSTIS, Follicle, Urinary bladder—c. Choleleochus, Gall-bladder—c. Fellea, Gall-bladder—c. Serosa, Hygroma.

CYSTITE, Cystitis—s. *Muqueuse*, Cystitis.

CYSTITIS, from *κυστις*, 'the bladder.' *Inflammatio Vesicæ*, *Empres'ma Cystitis*, *Cystitis urica*, *Uro-cystitis*, *Cystiphlogia*, *Cystophlogia*, *Inflammation of the bladder*, (F.) *Cystite*, *Inflammation de la vessie*; characterized by pain and swelling in the hypogastric region: discharge of urine painful or obstructed, and tenesmus. It may affect one or all of the membranes; but commonly it is confined to the mucous coat. In the chronic condition, it appears in the form of cystirrhæa. It must be treated upon the same energetic principles that are required in other cases of internal inflammation. Venesection, general and local, the warm bath, and warm fomentations, warm, soothing enemata, diluents, &c. Cantharides must be avoided, even in the way of blisters, unless with precautions; as the disease is often occasioned by them.

CYSTITIS FELLEA, Cholecystitis—c. Urica, Cystitis.

CYSTITOME, *Cystit'omus*, *Kibi'stitome*, from *κυστις*, 'the bladder,' and *τιμνωμι*, 'to cut.' An instrument, invented by Lafaye, for dividing the anterior part of the capsule of the crystalline in the operation for extracting cataract. It was formed like the *Pharyngotome*.

CYSTO-BLENNORRHŒA, Cystirrhæa.

CYSTO-BU'ONOCELE, from *κυστις*, 'the bladder,' *βουβον*, 'the groin,' and *κηλη*, 'a tumour.' Hernia of the bladder through the abdominal ring.

CYSTO-CATARRHUS, Cystirrhæa.

CYSTOCELE, *Cystocœlia*, *Cistocœle*, *Cystidocele*, from *κυστις*, 'the bladder,' and *κηλη*, 'a tumour.' *Hernia vesicæ urinaria*, *Hernia of the bladder*, (F.) *Hernie de la Vessie*. It is not common. It occurs, most frequently, at the abdominal ring; less so at the crural arch, perinæum, vagina, and foramen thyroideum. It may exist alone, or be accompanied by a sac, containing some abdominal viscera: The tumour is soft and fluctuating; disappears on pressure, and increases in size, when the urine is retained. It must be reduced and kept in position by a truss. *Vaginal cystocele* is kept in place by a pessary.

CYSTOCELE BILLOSA, Turgescentia vesiculæ fellæ.

CYSTODYNIA, from *κυστις*, 'the bladder,' and *δύνη*, 'pain.' Pain of the bladder; particularly rheumatic pain.

CYSTOID, *Cystoideus*, *Cyst-like*, from *κυστις*, 'a bladder or cyst,' and *ειδος*, 'resemblance.' That which resembles a cyst, as 'cystoid tumour.'

CYSTO-LITHIASIS, see Calculi, vesical.

CYSTO-LITHIC, *Cystalithic'us*, from *κυσ-*

τις, 'the bladder,' and *λιθος*, 'a stone.' Relating to stone in the bladder.

CYSTO-MEROCELE, from *κυστις*, 'the bladder,' *μερος*, 'the thigh,' and *κηλη*, 'hernia.' Femoral hernia, formed by the bladder protruding beneath the crural arch.

CYSTONCUS, from *κυστις*, 'the bladder,' and *γκωκ*, 'tumour.' Swelling of the bladder.

CYSTOPARALYSIS, *Cystidoparalysis*, *Cystidople'gia*, *Cystople'gia*, *Cystoplez'ia*, from *κυστις*, 'bladder,' and *παρالىσις*, 'palsy.' Paralysis of the urinary bladder.

CYSTO-PHLEGMATIC, *Cystophlegmatic'us*, from *κυστις*, 'the bladder,' and *φλεγμα*, 'mucus; phlegm.' Belonging to the vesical mucus. *Morb'us cystophlegmatic'us*. Cystirrhæa.

CYSTOPHLOGIA, Cystitis.

CYSTOPHTHISIS, *Phthisis vesicæ*, from *κυστις*, 'the bladder,' and *φθια*, 'I consume.' Consumption from ulceration of the bladder,—*Ul'cera seu Heloc'is vesicæ*.

CYSTOPLASTIC, *Cystoplast'icus*: from *κυστις*, 'the bladder,' and *πλασσω*, 'I form.' An epithet for operations for the cure of fistulous openings into the bladder; sometimes restricted to the cure by translation of skin from a neighbouring part.

CYSTOPLEG'IC, *Cystopleg'icus*. Belonging to paralysis of the bladder; from *κυστις*, 'the bladder,' and *πλησσω*, 'I strike.'

CYSTOPLEXIA, Cystoparalysis.

CYSTOPTOSIS, from *κυστις*, 'the bladder,' and *πτωσις*, 'to fall.' Relaxation of the inner membrane of the bladder, which projects into the canal of the urethra.

CYSTOPYIC, *Cystopy'icus*, from *κυστις*, 'the bladder,' and *πυον*, 'pus.' Relating to suppuration of the bladder.

CYSTORRHA'GIA, *Hæmatu'ria cystica*, *Hæmorrhag'ia vesicæ*, *Strangu'ria cruen'ta*, *Sanguinis suor vesicæ*, from *κυστις*, 'the bladder,' and *ρραγη*, 'rupture.' A discharge of blood from the vessels of the urinary bladder.

CYSTORRHEUMA, *Cystirrhœuma*, *Rheumatism'us vesicæ urinariae*; from *κυστις*, 'the bladder,' and *ρευμα*, 'defluxion, rheumatism.' Rheumatism of the bladder.

CYSTORRHEX'IS, *Cystidorrhœx'is*; from *κυστις*, 'bladder,' and *ρηξις*, 'rupture.' Rupture of the urinary bladder.

CYSTORRHŒA, Cystirrhæa.

CYSTOSARCO'MA, from *κυστις*, 'a bladder or cyst,' and *sarcoma*, (q. v.) A tumour consisting of a combination of cysts and cystoids, so called by J. Müller.

CYSTOSOMATOMIA, *Cystosomatotom'ia*, *Cystidosomatotom'ia*, from *κυστις*, 'the bladder,' *σωμια*, 'body,' and *τομη*, 'incision.' An incision into the body of the bladder.

CYSTOSPASMUS, see Cystospastic.

CYSTOSPAS'TIC, *Cystospas'ticus*, from *κυστις*, 'the bladder,' and *σπασω*, 'I contract.' Relating to spasm of the bladder, and particularly of its sphincter;—*Cystidospas'mus*, *Spasmus Vesicæ*, *Ischu'ria spasmod'ica*, (F.) *Spasme de la Vessie*.

CYSTOSTENOCH'ORIA, *Cystidostenoch'o'ria*, *Strictu'ra vesicæ*, *Vesicæ sacca'ta*. A stricture, narrowness, inequality or saccated condition of the urinary bladder.

CYSTOTHROMBOID, *Cystothrombo'id'es*, from *κυστις*, 'the bladder,' and *θρομβος*, 'a clot.' Relating to the presence of clots in the bladder.

CYSTOTOME, *Cystal'omus*, from *κυστις*,

'the bladder,' and *τεμνειν*, 'to cut.' An instrument intended for cutting the bladder. Instruments of this kind have been more frequently, although very improperly, called *Lithotomes*.

CYSTOTOMIA, *Cystidotomia*, same etymon. Incision of the bladder. *Sectio vesical'is*. *Cystotomia* means cutting into the bladder for any purpose; (F.) *Incision de la vessie*. Commonly, it is applied to the puncturing of the bladder, for the purpose of removing the urine; whilst *Lithotomy* has been employed for the incisions made with the view of extracting calculi from the bladder. See *Lithotomy*.

CYSTOTRACHELOTOMIA, *Cystauchentomia*.

CYTINUS, *Cytinus Hypocist'us*, *Hypocist'us*. A small, parasitical plant, which grows in the south of France and in Greece, on the roots of the woody cistus. The juice of its fruit is acid, and very astringent. It is extracted by expression, and converted into an extract, which was called *Succus Hypocist'is*, and was formerly much used in hemorrhages; diarrhœa, &c.

CYTISINA, *Cytisine*. An immediate vegetable principle, discovered by Chevalier and Lassaigne, in the seeds of *Cytisus Laburnum* or *Bean-Trefoil tree*. Family, Leguminosæ. *See Syst. Diadelphia Decandria*. *Cytisine* has analogous properties to emetine. In the dose of one or two grains, it produces vomiting and purging; and, in a stronger dose,

acts as an acrid poison. The seeds of the *Cytisus Laburnum*, (F.) *Aubours*, have been long known to produce vomiting and purging.

CYTISMA ECZEMA, *Eczema*—c. Herpes, Herpes.

CYTISO-GENISTA, *Spartium scoparium*. **CYTISUS LABURNUM**, see *Cytisine*—c. *Scoparius*, *Spartium scoparium*.

CYTITIS, *Scyti'tis*, *Dermati'tis*, *Dermi'tis*, *Cutti'tis*, *Corii'tis*, from *κυστις*, 'the skin,' and *itis*, 'denoting inflammation.' Inflammation of the skin.

CYTOBLAST; from *κυστος*, 'cell,' and *βλαστος*, 'germ.' *Cell-germ*, *Nucleus*. A primary granule, from which all animal and vegetable bodies are presumed to be formed. When the nucleus or cytoblast forms a cell, and is attached to its walls, the *germinal cell*, thus formed, is called a *nucleated cell*. When the nucleus contains a simple granule, the latter is termed a *nucleolus*.

CYTOBLASTE'MA; same etymon. *Inter-cellular substance*, *Hyaline substance*, *Substantia vit'rea seu hyalina*, *Matria*. The gum or mucus in the vegetable, and probably the liquor sanguinis after transudation from the vessels in the animal, in a state fully prepared for the formation of the tissues.—Schwann and Schleiden. By many, *Blastema* is preferred, inasmuch as it does not convey the idea of cellular development.

CYTTAROS, Glans.

D.

The figure of the Greek Δ, according to Galen, was the sign for the quartan fever.

DABACH, *Viscum album*.

DACNE'RON, *δακνηρον*, from *δακνειν*, 'to bite.' An ancient name for a 'collyrium,' composed of oxide of copper, pepper, cadmia, myrrh, saffron, gum Arabic, and opium.

DACRY, *Δακρυμα*, *Δακρυον*, *δακρυ*, *δακρυμα*, *δακρυον*, 'a tear.' Hence:

DACRYADENAL'GIA, *Δακρυοαδεναλ'για*, from *δακρυον*, 'I weep,' *αδην*, 'a gland,' and *αλγος*, 'pain.' Disease or pain in the lachrymal gland.

DACRYADENI'TIS, *Δακρυοαδενι'tis*: from *δακρυον*, 'I weep,' *αδην*, 'a gland,' and *itis*. Inflammation of the lachrymal gland.

DACRYALLOE'OSIS, from *δακρυ*, 'a tear,' and *αλλοιωσις*, 'change.' A morbid condition of the tears.

DACRYDION, *Convolvulus scammonia*.

DACRYGEO'SIS, from *δακρυω*, 'I weep,' and *γελαω*, 'I laugh.' A kind of insanity, in which the patient weeps and laughs at the same time.

DACRYHEMOR'RHYSIS: from *δακρυ*, 'a tear,' and *αιμορροσις*, 'hemorrhage.' A flow of bloody tears.

DACRYNOMA, Epiphora.

DACRYOADENAL'GIA, *Dacryadenalgia*.

DACRYOADENITIS, *Dacryadenitis*.

DACRYOBLENNORRHŒ'A, from *δακρυον*, 'I weep,' *βλεννη*, 'mucus,' and *ρεια*, 'I flow.' Discharge of tears mixed with mucus.

DACRYOCYSTAL'GIA, from *δακρυον*, 'I weep,' *κυστις*, 'a sac,' and *αλγος*, 'pain.' Disease or pain in the lachrymal sac.

DACRYOCYSTIS, *Lachrymal sac*.

DACRYOCYTI'TIS, from *δακρυον*, 'a tear,' and *κυστις*, 'bladder.' Inflammation of the lachrymal sac.

DACRYO'DES, *Lachrymo'sus*, from *δακρυον*, 'I weep.' Resembling tears;—hence, *Ulcus dacryo'des*. A sanious ulcer, a weeping sore.

DACRYOLITE, *Dacryo'lithus*, from *δακρυον*, 'I weep,' and *λιθος*, 'a stone.' A concretion found in the lachrymal passages.

DACRYOLITHIA'SIS; same etymon as the last. The formation of concretions in the tears.

DACRYO'MA. Same etymon. The effusion of tears, occasioned by an occlusion of the puncta lachrymalia.—Vogel.

DACRYON, Tear.

DACRYOPE'US, from *δακρυω*, 'I weep,' and *ποιω*, 'I make.' A substance, which excites the secretion of tears,—as the *onion*, *horse-radish*, *garlic*, &c.

DAC'RYOPS, from *δακρυω*, 'I weep,' and *ωψ*, 'the eye.' A weeping eye. A tumefaction of the lachrymal passages.

DACRYOPORRHŒ'A, *Pyorrhœ'a via'rum lacrymal'ium*, from *δακρυω*, 'a tear,' *πυον*, 'pus,' and *ρεια*, 'to flow.' A discharge of tears mixed with purulent matter.

DACRYORRHŒ'A, *Dacryrrhœ'a*, *Dacryor'rhyssis*, *Dacry'rhyssis*, from *δακρυ*, 'a tear,' and *ρεια*, 'to flow.' A morbid flux of tears.

DACRYORRHYSIS, *Dacryorrhœa*.

DACRYSOLENI'TIS, from *δακρυω*, 'a tear,' *σωλην*, 'a canal,' and *itis*, denoting inflammation. Inflammation of the lachrymal ducts.

DACRYOSYRINX, *Fistula lachrymalis*.

DACRYRRHŒA, Dacryorrhœa.

DACRYRRHYSIS, Dacryorrhœa.

DACTYLETHRA, *Dactylithra*, from δακτυλος, 'a finger.' A name given by the ancients to different topical applications, having the form of a finger, and proper for being introduced into the throat to excite vomiting.

DACTYLETUS, Hermodactylus.

DACTYLION, *Dactylum*, from δακτυλος, 'a finger.' The union of the fingers with each other. This affection is generally congenital; but it may be owing to burns, ulcerations, inflammation of the fingers, &c.

DACTYLIOS, from δακτυλος, 'a finger.' A troch or lozenge, when shaped like a finger. The anus.

DACTYLITIS, Paronychia.

DACTYLIUS, from δακτυλιος, *annulus*, 'a ring.'

DACTYLUS ACULEATUS is a worm of a light colour, annulated, cylindrical, but tapering slightly towards both extremities; from two-fifths to four-fifths of an inch long, which has been found in the urine.

DACTYLODOCHME, Dochme.

DACTYLOSYPHYSIS, from δακτυλος, 'a finger,' and συφυσισ, 'union.' Adhesion of the fingers to each other.

DACTYLOTHEKE, from δακτυλος, 'a finger,' and θεκη, 'a case or sheath.' An instrument for keeping the fingers extended when wounded.—Ambrose Paré.

DACTYLUS, *Dig'it'us*, (q. v.) 'a finger.' The smallest measure of the Greeks, the sixth part of a foot.

DACTYLUS, Date.

DÆDALEA SUAVEOLENS, *Boletus Salicis*, (F.) *Bolet odorant*. A champignon, which grows on the trunks of old willows. It has a smell of anise, which is penetrating and agreeable; and has been recommended in phthisis pulmonalis in the dose of a scruple four times a day. See *Boletus suaveolens*.

DÆDALUS, Hydrargyrum.

DÆDION, Bougie.

DÆMONOMANIA, Demonomania.

DÆS, Tædæ.

DAFFODIL, *Narcissus pseudonarcissus*.

DAFFY'S ELIXIR, *Tinctura sennæ composita*.

DAISY, *Chrysanthemum leucanthemum*, *Erigeron Philadelphicum*—d. Common, Bellis—d. Ox-eye, *Chrysanthemum leucanthemum*.

DALBY'S CARMINATIVE. A celebrated empirical remedy, much used as a carminative for children. The following is a form for its preparation: (*Magnesiæ alb.* ℥ij, *ol. menthæ piper.* gtt. j, *ol. nuc. moschat.* gtt. iij, *ol. anisi.* gtt. iij, *tinct. castor.* gtt. xxx, *tinct. asafetid.* gtt. xv, *tinct. opii.* gtt. v, *sp. pulegii.* gtt. xv, *tinct. cardam. c.* gtt. xxx, *aq. menthæ piper.* ℥ij. M.) A Committee of the Philadelphia College of Pharmacy recommend the following form:—(*Aquæ Ox.* *Sacchar. alb.* ℥xxxij, *Carbon. Potass.* ℥ss, *Carb. Mag.* ℥xi, *Tinct. Opii.* f. ℥vj, *Ol. menth. piper.* *Ol. Anethi Fœnicul.* aa f. ℥ij. M.)

DALTONIAN. An absurd name given to one who cannot distinguish colours; because the celebrated chemist Dalton had the defect. See *Achromatopsia*.

DALTONISM, *Achromatopsia*.

DAMSON, *Prunum Damascenum*—d. Moun-

tain, *Quassia simarouba*—d. Tree, *Prunus domestica*.

DANCING, *Salta'tio*, (F.) *Danse*. A kind of exercise and amusement, composed of a succession of motions, gestures, and attitudes, executed by measured steps to the sound of the voice or musical instrument. It is a healthy exercise.

DANDELION, *Leontodon taraxacum*.

DANDRUFF, Pityriasis.

DANDRUFF, Pityriasis.

DANDY, Dengue.

DANEVERT, MINERAL WATERS OF. A spring, a league and a half from Upsal, in Sweden. The waters contain carbonic acid, holding in solution carbonate of iron, sulphate of iron, sulphates of soda and lime, chloride of sodium, and silica. It is frequently employed in medicine.

DANEWORT, *Sambucus ebulus*.

DANICH; an Arabic word, signifying the weight of 8 grains.

DANSE, Dancing—*d. de St. Guy*, *Chorea—d. de St. Witt*, *Chorea*.

DAPHNE, *Laurus*.

DAPHNÉ ALPINA, *Chama'la*, *Chama'la*, *Widow wail*. *Family*, *Thymelææ*. *Sex. Syst.* *Octandria Monogynia*. A sort of dwarf-olive. An acrid, volatile, alkaline principle has been separated from the bark of this plant by M. Vauquelin, to which he has given the name *Daphnine*. The plants of this genus owe their vesicating property to this principle.

DAPHNÉ BOISGENTIL, *Daphne mezereum*—d. Flax-leaved, *Daphne gnidium*—*d. Garou*, *Daphne gnidium*.

DAPHNE GNIDIUM, *Thymelæ'a*, *Thymelæ'a*, *Cnedron*, *Spurge Flax*, *Flax-leaved Daphne*. The plant which furnishes the *Garou Bark*. (F.) *Daphné Garou*, *Sain-bois*. It is chiefly used, when used at all, for exciting irritation of the skin. The *Grana Gnid'ia*, (see *Cnid'ia grana*.) are acrid poisons, like all the plants of this genus, when taken in quantity. According to others, the garou bark and grana gnidia are obtained from the *daphne laureola*.

DAPHNE LAUREOLA. The systematic name of the *Spurge Laurel*, *Lauræola*. The bark of this plant has similar properties to the last.

DAPHNE MEZE'REUM. The systematic name of the *Meze'reon*, *Mezereum*, *Spurge-olive*, (F.) *Daphné Boisgentil*. The bark of the mezereum, *Mezereum*, (Ph. U. S.) possesses analogous properties to the other varieties of *Daphne*. It is considered stimulant and diaphoretic; and, in large doses, is emetic. It has been employed in syphilitic cases, but its efficacy is doubtful. Soaked in vinegar,—like the other varieties of *Daphne*, it has been employed to irritate the skin, especially to keep issues open.

DAPHNELÆON, *Oleum Laurinum*, from δαφνη, 'the laurel or bay tree,' and ελαιον, 'oil.' *Oil of Bay*.

DAPHNINE, see *Daphne Alpina*.

DARSENI, *Laurus cinnamomum*.

DARSINI, *Laurus cinnamomum*.

DARSIS, from δαρσ, 'I excoriate,' 'I skin.' The Greek physicians seemed to have used this word to designate the anatomical preparation, which consists in removing the skin for exposing the organs covered by it.

DARTA, *Impetigo*.

DARTOS. Same derivation; *Membrana*

carnea, *Tunica muscledris*, *T. rubicunda scroti*, *Marsupium musculo-sum*; from *daqros*, 'skinned.' A name, given to the second covering of the testicle, which the ancient anatomists conceived to be muscular, but which is merely cellular. Its external surface is towards the scrotum; the internal towards the tunica vaginalis. Frederick L6bstein and Breschet consider, that it proceeds from an expansion of the cellular cord, known by the name *Gubernaculum Testis*.

DARTRE, Herpes, Impetigo, Pityriasis—*d. Crustacee*, *Ecthyma impetigo*—*d. Crustacee flavescens*, *Porrigo lupinosa*—*d. Croiteuse*, *Impetigo*—*d. Ecailleuse*, *Psoriasis*—*d. Fongueuse*, *Ecthyma*—*d. Furfuracee arrondie*, *Lepra*, *Lepra vulgaris*—*d. Furfuracee volante*, *Lichen*; *Pityriasis*—*d. Phlycten6ide*, *Herpes phlyctenoides*—*d. Pustuleuse couperose*, *Gutta rosea*—*d. Pustuleuse dissemin6e*, *Acne*—*d. Pustuleuse mentagra*, *Sycosis*—*d. Rongeante*, *Herpes exedens*—*d. Squammeuse humide*, *Eczema*—*d. Squammeuse lich6noide*, *Psoriasis*—*d. Vive*, *Eczema*.

DARTREUX (F.), *Herpetic*. Participating in the characters of *Dartre* or *Herpes*. Also, one affected with *dartre*. *Dartre* has been used, at one time or other, for almost every disease of the skin.—See *Herpes*.

DASYMA, from *δασυς*, 'rough,' 'hairy.' A disease of the eye—the same as *Trachoma*, but less in degree.—*Aëtius*, *Gorræus*.

DASYTES. Same etymon. Roughness, particularly of the tongue and voice. Hairiness, *Hirsuties*.

DATE, *Pal'mula*, *Dactylus*, *Balanos*, *Phœnicos*, the fruit of the *Phœnix Dactylifera*, (F.) *Datte*. The unripe date is astringent. When ripe, it resembles the fig. The juice of the tree is refrigerant.

DATE PLUM, **INDIAN**, *Diospyrus lotus*.

DATTA, *Date*.

DATURA, *D. Stramonium*, *Daturine*.

DATURA SANGUINEA; *Red Thorn Apple*; called by the Indians of Peru *Huacacachu*, *Yerba de Huaca* (*huaca*, a grave) or *grave plant*, and *Bovachevo*. A plant from which the Peruvian Indians prepare a narcotic drink called *Tonga*.

DATURA STRAMONIUM, *Stramonium*, *Stramonina*, *Baryco'calon*, *Solanum fatidum*, *Stramonium majus album*, *Pomum seu Malum spinosum*, *Nux methel*, *Datura*, *Dutro'a*, *Daty'ra*, *Thorn Apple*, *Jamestown Weed*, *Jimston Weed*, *Stinkweed*, (F.) *Stramoine*, *Pomme 6pineuse*. The herbaceous part of the plant and the seeds are the parts used in medicine. They are narcotic and poisonous;—are given internally as narcotics and antispasmodics, and applied externally as sedatives, in the form of fomentation. The seeds are smoked like tobacco, in asthma. The dose of the powder, is gr. j to gr. viii.

DATURINE, *Daturina*, *Daturia*, *Daturium*. The active principle of the *Datura Stramonium*, separated by Brandes, a German chemist. It has not been rendered available in medicine.

DATURIUM, *Daturine*.

DATYRA, *Datura stramonium*.

DAUCITES VINUM: Wine, of which the *Daucus* or *Wild Carrot* was an ingredient. The seeds were steeped in must. It was formerly used in coughs, convulsions, hypochondriasis, diseases of the uterus, &c.

DAUCUS CANDIANUS, *Athamanta cretensis*, **DAUCUS CAROTA**. The systematic name of the *Carrot Plant*; *Daucus*, *Daucus sylvestris*, *Pastinaca sylvestris tenuifolia officinarum*, *Adonion*. Order, *Umbelliferae*. (F.) *Carotte*. The root, and seed, *Carota*—(Ph. U. S.)—have been used in medicine. The root is sweet and mucilaginous; and the seeds have an aromatic odour, and moderately warm, pungent taste. The root has been used as an emollient, to fetid and ill-conditioned sores. The seeds have been regarded as stomachic, carminative and diuretic; but they have little efficacy. The seeds of the wild plant are, by some, preferred to those of the garden.

DAUCUS CRETICUS, *Athamanta cretensis*—*d. Cyanopus*, *Pimpinella magna*—*d. Seprinius*, *Scandix cerefolium*—*d. Sylvestris*, *D. carota*.

DAUPHINELLE, *Delphinium staphisagria*.

DAVIDSON'S REMEDY FOR CANCER, see *Conium maculatum*.

DAVIER, *Dentagra*.

DAWLISH, **CLIMATE OF**. A town in Devonshire, frequented by phthisical invalids during the winter. It is well protected from northerly winds, and also from the violence of the south-westerly gales. It offers, however, but a confined space.

DAX, **MINERAL WATERS OF**. Dax is a city two leagues from Bordeaux, where there are four springs, that are almost purely thermal; containing only a very small quantity of chloride of magnesium, and sulphate of soda and lime. Temperature 76° to 133° Fahrenheit.

DAYMARE, *Incubus vigilantium*.

DAY-SIGHT, *Hemeralopia*—*d. Vision*, *Hemeralopia*.

DAZZLING, *Caligatio*, (F.) *Eblouissement*. A momentary disturbance of sight, occasioned either by the sudden impression of too powerful a light, or by some internal cause; as plethora.

DEAF-DUMBNESS, *Mutitas surdorum*.

DEAFNESS, from Anglo-Saxon *deaf*. *Surditas*, *Cophosis*, *Dyssecosis*, *Dyscœcia organica*, *Barycœcia*, *Hardness of hearing*, *Hypocophosis*, *Subsurditas*, *Bradycœcia*, *Bradycœcia*, (F.) *Surdité*, *Durété de l'ouïe*. Considerable diminution or total loss of hearing. It may be the effect of acute or chronic inflammation of the internal ear, paralysis of the auditory nerve or its pulpy extremity, or of some mechanical obstruction to the sonorous rays. In most cases, however, the cause of the deafness is not appreciable, and the treatment has to be purely empirical. Syringing the ear, dropping in slightly stimulating oils, fumigations, &c., are the most likely means to afford relief.

DEAFNESS, **TAYLOR'S REMEDY FOR**, see *Alium*.

DEALBATIO, *Paleness*.

DEAMBULATIO, *Walking*.

DEARTICULATIO, *Diarthrosis*.

DEASCIATIO, *Aposcepanismus*.

DEATH, (Sax. *deas*), *Apobiosis*, *Abiosis*, *Extinctio*, *Obitus*, *Psychorag'ia*, *Psychorag'ia*, *Letum*, *Letum*, *Mors*, *Interitus*, *Thanatos*, *Death*, (F.) *Mort*. Definitive cessation of all the functions, the aggregate of those constitute life. *Real Death*, *Apothanasia*, is distinguished from *asphyxia* or *apparent death*:—the latter being merely a suspension of those same functions. But it is often difficult to judge of such suspension, and the only certain sign of

real death is the commencement of putrefaction. At times, therefore, great caution is requisite to avoid mistakes. Death is commonly preceded by some distressing symptoms, which depend on lesion of respiration, circulation, or of the cerebral function, and which constitute the *agony*. That which occurs suddenly, and without any, or with few, precursory signs, is called *sudden death*. It is ordinarily caused by disease of the heart; apoplexy; the rupture of an aneurism, or by some other organic affection. Death is *natural*, when it occurs as the result of disease: *violent*, when produced by some forcible agency. It may likewise affect the whole body, or a part only; hence the difference between *somatic* and *molecular* death.

The chief varieties of the modes of death may be thus given:—

Death beginning at the heart,	} Suddenly — Syncope: Gradual —	Asthenia.
” ” in the lungs—		Asphyxia.
” ” in the brain—	} Paralysis of	Apoplexy.
” ” in the gray matter of the		pneumogastri-
” ” matter of the medulla,		&c.
” ” in the blood—	necræmia.	
DEATH, APPARENT,	Asphyxia.	
DEATH, BLACK.	The plague of the 14th century was so called, which is supposed to have proved fatal in Europe to 25,000,000 of people.—Hecker.	
DEATH OF MAN,	<i>Cicuta maculata</i> .	
DEATH-STIFFENING,	Rigor mortis.	
DEBILIS,	Infirm.	

DEBILITANTS, *Debilitantia*, *Antidynamica*, *Philodynamica*, from *debilitare*, itself from *debilis*, quasi *dehabilis*, ‘weak,’ ‘to weaken.’ Remedies exhibited for the purpose of reducing excitement. Antiphlogistics are, hence, debilitants.

DEBILITAS, Debility—d. Erethisma, see Irritable—d. Nervosa, Neurasthenia—d. Nervosa, see Irritable—d. Visus, Asthenopia.

DEBILITY, *Debilitas*, *Asthenia*, *Blaci'a*, *Anenerge'sia*, *Anenergi'a*, Weakness, (F.) *Faiblesse*. A condition, which may be induced by a number of causes. It must not be confounded with *fatigue*, which is temporary, whilst debility is generally more permanent.

Debility may be *real*, or it may be *apparent*; and, in the management of disease, it is important to attend to this. At the commencement of fever, for example, there is often a degree of apparent debility, which prevents the use of appropriate means, and is the cause of much evil. Excitement is more dangerous than debility.

DÉBOITEMENT, Luxation.

DÉBORDEMENT (F.), from *déborder*, (*de* and *border*) ‘to overflow.’ A popular term for one or more sudden and copious evacuations from the bowels. It is chiefly applied to bilious evacuations of this kind—*Débordement de Bile*.

DÉBRIDEMENT (F.), *Frenno'rum solutio*, from (F.) *débrider*, (*de* and *brider*), ‘to unbridle.’ The removal of filaments, &c., in a wound or abscess, which prevent the discharge of pus. In a more general acceptance, it means the cutting of a soft, membranous or aponeurotic part, which interferes with the exercise of any organ whatever: thus, in paraphymosis, *débridement*

of the prepuce is practised to put an end to the inflammation of the glans: in strangulated hernia, *débridement* of the abdominal ring is had recourse to, to remove the stricture of the intestine, &c.

DEC'AGRAMME, from *δεκα*, ‘ten,’ and *γραμμα*, ‘a gramme.’ The weight of ten grammes, 154.44 grains Troy.

DECAM'YRON, from *δεκα*, ‘ten,’ and *υγρον*, ‘ointment.’ An ancient cataplasm, composed of *malabathrum*, *mastich*, *euphorbium*, *spikenard*, *styrax calamita*, carbonate of lime, common pepper, *unguentum nardi*, *opobalsamum*, and *vaz*.

DECANTA'TION, *Decantatio*, *Defusio*, *Elutriatio*, *Metangism'os*, *Catach'ysis*. A pharmaceutical operation, which consists in pouring off, gently, by inclining the vessel, any fluid which has left a deposit.

DECAPITATIO ARTICULORUM, see Resection.

DECARBONIZATION, *Hæmatisis*.

DECESSIO, *Ecpiesma*.

DÉCHARNÉ, *Demusculus*.

DÉCHAUSSEMENT (F.) (*de* and *chausser*.) The state, in which the gums have fallen away from the teeth, as in those affected by mercury, in old persons, &c. Also, the operation of lancing the gums. See Gum lancet.

DÉCHAUSSOIR, Gum lancet.

DÉCHIREMENT, Laceration.

DÉCHIRURE, Wound, lacerated.

DECIDENTIA, *Cataptosis*, *Epilepsy*.

DECIDUA, *Decidua membrana*.

DECID'UA MEMBRA'NA, *Decid'ua*, *Decid'uus Membrane*, from *decidere*, ‘to fall off,’ (*de*, and *cado*.) The outermost membrane of the fœtus in utero. Chaussier calls it *Epichorion*: by others, it has been called *Membra'na cadu'ca* *Hunte'ri*, *M. flocculent'a*, *M. cellulo'sa*, *M. sinuo'sa*, *M. commu'nis*, *M. præexistans*, *Decidua externa*, *Tu'nica exterior ovi*, *T. cadu'ca*, *T. crassa*, *Membra'na cribro'sa*, *Membra'na ovi mater'na*, *M. muc'o'sa*, *Decidua spongio'sa*, *Epione*, *Placenta' uteri succenturiatus*, *Subplacenta*, *Membra'na u'teri inter'na evolu'ta*, *Nidamen'tum*, *Anhi's'tous membrane*, *Chorion spongio'sum*, *C. tomento'sum*, *fungo'sum*, *reticulat'a*, &c., *Tu'nica filamento'sa*, (F.) *Membrane cadu'que*, *Epione*, *Périone*, *Shaggy Chorion*, *Spongy Chorion*, &c. Great diversity has prevailed, regarding this membrane and its reflected portion. It has been conceived by some that it exists before the germ arrives in the uterus,—as it has been met with in tubal and ovarian pregnancies; and that it is occasioned by a new action, assumed by the uterine vessels at the moment of conception. Chaussier, Lobstein, Gardien, Velpeau and others consider the decidua to be a sac, completely lining the uterus, and without apertures, and that when the ovum descends through the tube, it pushes the decidua before it, and becomes enveloped in it, except in the part destined to form the placenta. That portion of the membrane, which covers the ovum, forms the *Membra'na decid'ua reflex'a*, (F.) *M. cadu'que reflex'ie*, according to them;—the part lining the uterus being the *Decidua U'teri*. Towards the end of the fourth month, the decidua reflexa disappears. The very existence of a *Tunica decidua reflexa* has, however, been denied. This membrane has received various names. Dr. Granville, regard-

ing it as the external membrane of the ovum, has termed it *Cortex ovi*. It has also been termed *Involucrum membranae cœum*, *Membrana retiformis chorii*, *Membrana filamentosa*, *M. adventitia* and *M. crassa*, *Ovuline* and *Decidua protrusa*. The decidua becomes thinner and thinner, until the end of gestation. Its use seems to be, to fix the ovum to the uterus, and to fulfil some important purposes in the nutrition of the fœtus. To the membrane which, according to Bojanus, is situate between the placenta and the uterus, and which he considers to be produced at a later period than the decidua vera, he gives the name *membrana decidua sarotina*.

DECIDUA PROTRUSA, *Decidua reflexa*.

DECIDUOUS MEMBRANE, *Decidua membrana*.

DECIGRAMME, *Decigramma*, from *decimus*, 'the tenth part,' and *γραμμα*, 'gramme.' The tenth part of the gramme in weight: equal to a little less than two grains, French; 1.544 Troy.

DECIMANA FEBRIS, from *decem*, 'ten.' An intermittent, whose paroxysms return every 10th day or every 9 days. It is supposititious.

DECLAMATION, *Declamatio*, from *de*, and *clamare*, 'to cry out.' The art of depicting the sentiments by inflections of the voice, accompanied with gestures, which render the meaning of the speaker more evident, and infuse into the minds of the auditors the emotions with which he is impressed. Declamation may become the cause of disease: the modification, produced in the pulmonary circulation,—accompanied by the great excitement, sometimes experienced,—is the cause of many morbid affections; particularly of pneumonia, hæmoptysis, and apoplexy. In moderation, it gives a healthy excitement to the frame.

DÉCLIN, *Decliné*.

DECLINATIO, *Decline*.

DECLINE, *Declinatio*, *Inclinatio*, *Decrementum*, *Remissio*, *Paracme*, *Paracmisis*, (F.) *Déclin*, from *de*, and *clinare*, 'to bend.' That period of a disorder or paroxysm, at which the symptoms begin to abate in violence. We speak, also, of the decline of life, or of the powers, (F.) *Déclin de l'age*, *L'age de déclin*, when the physical and moral faculties lose a little of their activity and energy. See Phthisis, and Tabes.

DÉCLIVE, (F.) *Declivis*, from *de*, 'from,' and *clinus*, 'declivity.' Inclining downwards. This epithet is applied to the most depending part of a tumour or abscess.

DECOCTION, *Decoctio*, from *decoquere*, 'to boil:' (*de* and *coquere*), *Eps'sis*, *Apoz'esis*, *Zesis*, *Heps'sis*, *Aphepsis*, (F.) *Décoction*. The operation of boiling certain ingredients in a fluid, for the purpose of extracting the parts soluble at that temperature. Decoction, likewise, means the product of this operation, to which the terms *Decoctum*, *Zema*, *Aphepséma*, *Apozéma*, *Apozéma*, *Hepséma*, *Chylus* and *Epséma*, have been applied according to ancient custom, in order to avoid any confusion between the operation and its product;—as *preparatio* is used for the act of preparing; *preparatum*, for the thing prepared.

DECOCTION OF ALOES, COMPOUND, *Decoctum aloes compositum*—d. of Bark, *Decoctum Cinchonæ*—d. of Barley, *Decoctum hordei*—d. of Barley, compound, *Decoctum hordei compositum*—d. Bitter, *Decoctum amarum*—d. of Cabbage tree bark, *Decoctum geoffrææ inermis*—d. of Cassia, *Decoctum cassiæ*—d. of Chamomile, *Decoctum anthemidis nobilis*—d. of Cinchona, *Decoctum Cinchonæ*—d. of Cinchona, compound laxative, *Decoctum kinæ kinæ compositum et laxans*—d. of Colomba, compound, *Decoctum Calumbæ compositum*—d. of Dandelion, *Decoctum Taraxaci*—d. of Dogwood, *Decoctum Cornus Floridæ*—d. of Elm bark, *Decoctum ulmi*—d. of Foxglove, *Decoctum digitalis*—d. of *Gayac* *composée*, &c., *Decoctum de Guyaco compositum*—d. of Guaiacum, compound, *Decoctum Guaiaci compositum*—d. of Guaiacum; compound purgative, *Decoctum de Guyaco compositum*—d. of Hartshorn, burnt, *Mistura cornu usti*—d. of Hellebore, white, *Decoctum veratri*—d. of Iceland moss, *Decoctum cetrariæ*—d. of Liverwort, *Decoctum lichenis*—d. of Logwood, *Decoctum hæmatoxyli*—d. of Marshmallows, *Decoctum althææ*—d. *de Mauve composée*, *Decoctum malvæ compositum*—d. of Oak bark, *Decoctum quercus*—d. *d'Orge*, *Decoctum hordei*—d. *d'Orge composée*, *Decoctum hordei compositum*—d. of Pipsissewa, *Decoctum chimaphilæ*—d. of Poppy, *Decoctum papaveris*—d. of Quince seeds, *Decoctum cydoniæ*—d. *de Quinquina composée et laxative*, *Decoctum kinæ kinæ compositum et laxans*—d. *de Salsapareille composée*, *Decoctum sarsaparillæ compositum*—d. of Sarsaparilla, *Decoctum sarsaparillæ*—d. of Sarsaparilla, compound, *Decoctum sarsaparillæ compositum*—d. of Sarsaparilla, false, *Decoctum araliæ nudicaulis*—d. of Squill, *Decoctum scillæ*—d. of Uva ursi, *Decoctum uvæ ursi*—d. of the Woods, *Decoctum Guaiaci compositum*—d. of Woody nightshade, *Decoctum dulcamaræ*—d. of Zittmann, *Decoctum Zittmanni*.

DECOCTUM, *Decoction*—d. Album, *Mistura cornu usti*.

DECOCTUM ALOES COMPOSITUM, *Balsam of Life*, *Compound Decoction of Aloes*. (*Ext. glyc. ℥iv, potass. subcarb. ℥ij, aloes spicat. ext.: myrrhæ contrit.: croci stigmat. aa ℥j, aquæ Oj.* Boil to f. ℥xij; strain, and add *tinct. card. c. f. ℥iv. Pharm. L.*) The gum and extractive are dissolved in this preparation. The alkali is added to take up a little of the resin. The tincture prevents it from spoiling. It is gently cathartic. Dose, f. ℥ss. to ℥ij.

DECOCTUM ALTHÆÆ, *D. althææ officinalis*: *Decoction of Marsh-mallows*, (F.) *Décoction de Guimauve*. (*Rad. althææ sicc. ℥iv. uvar. passar. ℥ij, aquæ, Ovij.* Boil to Ov. Pour off the clear liquor. *Pharm. E.*) It is used as a demulcent.

DECOCTUM AMA'RUM, *Bitter Decoction*. (*Rad. gent. ℥j, aquæ Oijss.* Boil for a quarter of an hour; add *species amaræ ℥ij.* Infuse for two hours and filter, without expressing. *Pharm. P.*) It is tonic. Dose, f. ℥ss to ℥ij.

DECOCTUM ANTHEMIDIS NOBILIS, *D. Chamæmeli*; *Decoction of Chamomile*. (*Flor. anthemid. nobil. ℥j, sem. carui ℥iv, aquæ Ov.* Boil for fifteen minutes and strain. *Pharm. E.*) It contains bitter extractive and essential oil, dissolved in water. It is used, occasionally, as a vehicle for tonic powders, pills, &c., and in fomentations and gylsters; but for the last purpose, warm water is equally efficacious. The Dublin college has a compound decoction.

DECOCTUM ARA'LIE NUDICAU'LIS; *Decoction*

of *False Sarsaparilla*. (*Aralia nudicaul.* ʒvj, *agua* Oviij. Digest for four hours, and then boil for four pints; press out and strain the decoction. Former *Ph. U. S.*) It is used as a stomachic, but it is an unnecessary and laborious preparation.

DECOCTUM CASSIÆ; *Decoction of Cassia*. (*Cassia pulp.* ʒij, *agua* Oij. Boil for a few minutes, filter without expression, and add *syrup. violar.* ʒj, or *mannæ pur.* ʒij. (*Pharm. P.*) It is laxative, in the dose of ʒvj.

DECOCTUM CETRA'RIÆ, *Decoction of Iceland Moss*. (*Cetrar.* ʒss, *agua* Oiss. Boil to a pint, and strain with compression. *Ph. U. S.*) Dose, f. ʒiv, to Oss and more.

DECOCTUM CHAMÆMELI, *Decoction anthemidis nobilis*.

DECOCTUM CHIMAPH'ILÆ, *Decoction of Pipsis'sewæ*. (*Chimaph. contus.* ʒj, *agua* Oiss. Boil to a pint, and strain. *Pharm. U. S.*) Dose, f. ʒiss.

DECOCTUM CINCHO'NÆ, *Decoction Cinchonæ lancifoliæ*, *D. Corticis Cinchonæ*; *Decoction of Cinchona*, *D. of Bark*, *Decoction Kinæ Kinæ*. (*Cinchon. cort. contus.* ʒj, *agua* Oj. Boil for ten minutes, in a slightly covered vessel, and strain while hot. *Pharm. U. S.*) It contains quinia and resinous extractive, dissolved in water. Long coction oxygenates and precipitates the extractive. It can be given where the powder does not sit easy, &c. Dose, f. ʒj to ʒiv.

DECOCTUM COLOM'BÆ COMPOS'ITUM; *Compound Decoction of Colomba*. (*Colomb. contus.*, *quassia*, aa ʒij, *cort. aurant.* ʒj, *rhej pulv.* ʒj, *potassæ carbonat.* ʒss, *agua* ʒxx. Boil to a pint, and add *tinct. lavand.* f. ʒss. Former *Ph. U. S.*) Given as a tonic, but not worthy an official station.

DECOCTUM COMMUNE PRO CLYSTERE, *D. malvæ compositum*—*d. Cornu cervini*, *Mistura cornu usti*.

DECOCTUM CORNÛS FLOR'IDÆ, *Decoction of Dogwood*. (*Cornûs Florid.* cont. ʒj, *agua* Oj. Boil for ten minutes in a covered vessel, and strain while hot. *Pharm. U. S.*) Dose f. ʒiss.

DECOCTUM CYDO'NIÆ, *Mucilage Sem'inis Cydo'niæ Mali*, *M. Sem'inum Cydoniorum*; *Decoction or Mucilage of Quince seeds*. (*Cydonia sem.* ʒij, *agua* Oj. Boil for ten minutes over a gentle fire, and strain. *Pharm. L.*) It is merely a solution of mucilage in water, and is used as a demulcent.

DECOCTUM DAPHNES MEZE'REI, *Decoction Meze'rei*; *Decoction of Mezereon*. (*Cort. rad. daphn. mezerei*, ʒij, *rad. glycyrrh.* cont. ʒss, *agua* Oij. Boil over a gentle fire to Oij, and strain.) The acrimony of the mezereon and the saccharine mucilage of the liquorice root are imparted to the water. It is somewhat stimulant, and has been used in secondary syphilis; but is devoid of power. Dose f. ʒij to ʒvj.

DECOCTUM DIAPHORETICUM, *D. Guaiaci compositum*—*d. pro Enemate*, *D. malvæ compositum*.

DECOCTUM DIGITA'LIS, *Decoction of Foxglove*. (*Fol. digit.* sicc. ʒj, *agua* q. s. ut co-letur f. ʒviij. Let the liquor begin to boil over a slow fire, and then remove it. Digest for fifteen minutes, and strain. *Pharm. D.*) It possesses the properties of the plant. Dose, f. ʒij to ʒiij.

DECOCTUM DULCAMA'RÆ, *Decoction of Woody Nightshade*. (*Dulcamare* cont. ʒj, *agua* Oiss. Boil to Oj, and strain. *Pharm. U. S.*) This decoction has been considered diuretic and diaphoretic, and has been administered extensively in skin diseases. It is probably devoid of efficacy.

DECOCTUM PRO FOMENTO, *D. papaveris*.

DECOCTUM GEOFFR'Æ INERM'IS; *Decoction of Cabbage-Tree Bark*. (*Cort. geoffr. inermis* in pulv. ʒj, *agua* Oij. Boil over a slow fire to a pint, and strain. *Pharm. E.*) It is possessed of anthelmintic, purgative, and narcotic properties, and has been chiefly used for the first of these purposes. Dose, to children, f. ʒij—to adults, f. ʒss to ʒij.

DECOCTUM GUA'IACI COMPOS'ITUM, *D. Guaiaci officinalis compositum*, *Decoction Ligno-rum*; *D. de Guyaco compositum*; *D. sudorificum*, *D. diaphoreticum*; *Compound decoction of Guaiacum*, *Decoction of the Woods*. (*Lign. guaiac. rasur* ʒij, *fruct. sicc. vitis vinifer.* ʒij, *rad. lauri sassafr. concis.*, *rad. glycyrrh.* aa ʒj, *agua* Ox. Boil the Guaiacum and raisins over a slow fire to Oj: adding the roots towards the end, then strain. *Pharm. E.*) It is possessed of stimulant properties, and has been given in syphilitic, cutaneous, and rheumatic affections. The resin of the guaiacum is, however, insoluble in water, so that the guaiac wood in it cannot be supposed to possess much, if any, effect. The Parisian Codex has a

DECOCTUM DE GUYACO COMPOS'ITUM ET PURGANS, (F.) *Décoction de Gayac Composée et purgative*; *Compound purgative Decoction of Guaiacum*. (*Lign. guaiac. rasp.*, *rad. sarsap.* aa ʒj, *potass. carbonat.* gr. xxv. Macerate for twelve hours, agitating occasionally, in water Oiv, until there remain Oijj. Then infuse in it *fol. sennæ* ʒij, *rhej. ʒj*, *lign. sassafr.*, *glycyrrh. rad.* aa ʒij, *sem. coriand.* ʒj. Strain gently, suffer it to settle, and pour off the clear supernatant liquor. The title sufficiently indicates the properties of the composition.

DECOCTUM HÆMATOXYLI, *Decoction of Logwood*. (*Hæmatoxyl. rasur.* ʒj, *agua* Oij. Boil to a pint, and strain. *Pharm. U. S.*)

DECOCTUM HELLEBORI ALBI; *D. veratri*—*d. Kinæ kinæ*, *D. Cinchonæ*.

DECOCTUM HOR'DEI, *Decoction Hordei Distichi*, *Ptisana Hippocrat'ica*, *Tipsaria* or *Tap-saria*, *Aqua Horded'ta*, *Hydrocristhæ*, *Barley Water*, *Decoction of Barley*, (F.) *Decoction d'Orge*, *Tisane Commune*. (*Hord.* ʒij, *agua* Oivss. Wash the barley well, boil for a few minutes in water Oss: strain this, and throw it away, and add the remainder, boiling. Boil to Oij, and strain. *Pharm. L.*) It is nutritive and demulcent, and is chiefly used as a common drink, and in gylsters.

DECOCTUM HOR'DEI COMPOS'ITUM, *Decoction pectoral'is*, *Ptisana commun'is*; *Compound Decoction of Barley*, (F.) *Décoction d'Orge composée*. (*Decoct. hord.* Oij, *caricæ fruct. concis.* ʒij, *glycyrrh. rad. concis. et contus.* ʒss, *warum pass. demptis acinis.* ʒij, *agua* Oj. Boil to Oij, and strain. *Pharm. L.*) It has similar properties to the last.

DECOCTUM KINÆ KINÆ COMPOS'ITUM ET LAXANS, *Decoction de quinquina composée et laxative*; *Compound laxative decoction of Cinchona*. (*Cort. cinchon.* ʒj, *agua* Oij. Boil for a quarter of an hour, remove it from the fire;

then infuse in it for half an hour, *fol. sennæ, sodæ sulph. aa* ℥ij, add *syryp. de sennâ* f. ℥j.) Its title indicates its properties.

DECOCTUM LICHENIS, *Decoction Lichenis Islan'dici; Decoction of Liverwort. (Lichen ℥j, aquæ Oiss. Boil to a pint, and strain. Pharm. L.)* It consists of bitter extractive and fecula, dissolved in water, and its operation is tonic and demulcent. Dose, f. ℥j to ℥iv. It is also nutrient, but hardly worthy of the rank of an official preparation.

DECOCTUM LIGNORUM, D. Guaiaci compositum.

DECOCTUM MALVÆ COMPOSITUM, *Decoction pro enemate, Decoction communitè pro clysterè; Compound Decoction of Mallow, (F.) Décoction de Mauve composée. (Malva easicc. ℥j, anemid. flor. easicc. ℥ss, aquæ Oj. Boil for fifteen minutes, and strain.)* It consists of bitter extractive, and mucilage in water, and is chiefly used for clysters and fomentations. It is unworthy a place in the pharmacopœias.

DECOCTUM MEZEREI, D. daphnis mezerei—d. Pectorale, D. hordei compositum.

DECOCTUM PAPAVERIS, *Decoction pro Fomento, Fetus communitè; Decoction of Poppy. (Papav. somnif. capsul. concis. ℥iv, aquæ Oiv. Boil for fifteen minutes, and strain. Pharm. L.)* It contains the narcotic principle of the poppy, and mucilage in water: is anodyne and emollient, and employed as such in fomentation, in painful swellings, ulcers, &c.

DECOCTUM POLYGALÆ SENEGÆ, D. Senegæ.

DECOCTUM QUERCÛS ALBÆ, D. *Quercus Roboris; Decoction of White Oak Bark. (Quercus cort. ℥j, aquæ Oiss. Boil to a pint, and strain. Pharm. U. S.)* It is astringent, and used as such, in injections, in leucorrhœa, uterine hæmorrhage, &c., as well as in the form of fomentation to unhealthy ulcers.

DECOCTUM SARSAPARILLÆ, D. *Smilacis Sarsaparillæ; Decoction of Sarsaparilla. (Sarsaparill. rad. concis. ℥iv, aq. fervent. Oiv. Macerate for four hours, near the fire, in a lightly covered vessel: then bruise the root; macerate again for two hours; then boil to Oij, and strain. Pharm. L.)* It contains bitter extractive, and mucilage in water; is demulcent, and has been used, although it is doubtful with what efficacy, in the sequelæ of syphilis. Dose, f. ℥iv to Oss.

DECOCTUM SARSAPARILLÆ COMPOSITUM; *Compound Decoction of Sarsaparilla, (F.) Décoction de Sarsaparille Composée. (Sarsaparill. concis. et contus. ℥vj, Sassafr. Cort. concis., Lign. Guaiac. rasur.; Rad. Glycyrrhiz. contus. aa ℥j. Mezerei, concis. ℥ij; Aquæ, Oiv. Boil fifteen minutes, and strain. Pharm. U. S.)* This is considered to be possessed of analogous properties to the celebrated Lisbon Diet-Drink, *Decoction Lusitanicum*, which it resembles in composition.

DECOCTUM SCILLÆ; *Decoction of Squill. (Scilla ℥ij, juniper, ℥iv, Senega snake-root, ℥iij, water Oiv. Boil till one half the liquor is consumed; strain, and add spirit of nitrous ether, f. ℥iv. Former Pharm. U. S.)* Dose, f. ℥ss.

DECOCTUM SENEGÆ, D. *Polygalæ Senegæ; Decoction of Senega. (Rad. Seneg. ℥j, aquæ Oiss. Boil to Oj, and strain. Pharm. L.)* It is reputed to be diuretic, purgative, and stimulant, and has been given in dropsy, rheumatism, &c.

DECOCTUM SMILACIS SARSAPARILLÆ, D. *sarsaparillæ—d. Sudorificum, D. Guaiaci compositum.*

DECOCTUM TARAXACI, *Decoction of Dandelion. (Taraxac. contus. ℥ij; aquæ Oij. Boil to a pint and strain. Ph. U. S.)* Dose, f. ℥ss.

DECOCTUM ULMI, D. *Ulmæ Campesstris; Decoction of Elm Bark. (Ulmæ cort. recent. cont. ℥iv, aquæ Oiv. Boil to Oij, and strain. Pharm. L.)* It is a reputed diuretic, and has been used in lepra and herpes; but, probably, has no efficacy. Dose, f. ℥iv to Oss.

DECOCTUM URSE URSI, *Decoction of wa ursi. (Ursæ ursi, ℥j, aquæ f. ℥xxx. Boil to a pint and strain.—Ph. U. S.)* Dose, f. ℥ss.

DECOCTUM VERATRI, *Decoction Hellebori albi; Decoction of White Hellebore. (Veratri rad. cont. ℥j, aquæ Oij, spir. rect. f. ℥ij. Boil the watery decoction to Oj, and, when it is cold, add the spirit. Pharm. L.)* It is stimulant, acrid, and cathartic; but is used only externally. It is a useful wash in *tinea capitis, psora, &c.* Should it excite intense pain on being applied, it must be diluted.

DECOCTUM ZITTMANNI, *Zittmann's Decoction.* A most absurd farrago, extolled by The den in venereal diseases, the formula for which, according to Jourdan, "some blockheads have lately reproduced among us as a novelty." It is composed of *sarsaparilla, pulvis stypticus, calomel* and *cinnabar*, boiled in water with *aniseed, fennel seed, and liquorice root.* A stronger and a weaker decoction were directed by Zittmann. Formulæ for its preparation are contained in Jourdan's *Pharmacopœia Universalis*; and in Lincke's *Vollständiges Recept-Taschenbuch.* Leipz., 1841.

DÉCOLLEMENT, (F.) *Deglutina'tio, Reglutina'tio, (from de and coller, 'to glue.')* The state of an organ that is separated from the surrounding parts, owing to destruction of the cellular membrane which united them. The skin is *décollée*, i. e. separated from the subjacent parts, by a burn, subcutaneous abscess, &c.

DÉCOLLEMENT DU PLACENTA is the separation or detachment of the whole, or a part of the placenta from the inner surface of the uterus. *Décollement*, from *de*, 'from,' and *collum*, 'the neck,' *obtruncatio*, also means the separation of the head of the fetus from the trunk, the latter remaining in the uterus.

DECOLORATION, *Decoloratio, Discoloratio, from de, 'from,' and colorare, 'to colour.'* Loss of the natural colour. *Parachrosis—Devoid of colour—Achromasia.*

DÉCOMPOSÉE, (F.) from *de*, 'from,' and *componere*, 'to compose.' *Decomposed, Dissolutus.* An epithet, applied to the face when extensively changed in its expression and colour; as in the choleric or moribund.

DECORTICATION, from *de*, 'from,' and *cortex*, 'bark.' An operation, which consists in separating the bark from roots, stalks, &c.

DECOSTIS, *Apluros, from de, priv., and costa, 'a rib.'* One who has no ribs.

DECREMENTUM, Decline.

DECREPITUDE, *Decrepitudo, Etas decrepita, Ultima senectus, Senecta decrepita seu extreme seu summa seu ultima, from decrepitus, (de, and crepare, 'to creak,')* 'very old.' The last period of old age, and of human life; which ordinarily occurs about the eightieth year. It may, however, be accelerated or protracted. Its character consists in the progressive series of phenomena which announce the approaching extinction of life.

DECRETORII DIES, from *critical* days.

DECU'BITUS, from *decumbere*, (*de*, and *cumbere*, 'to lie,') 'to lie down.' *Cuba'tio*. Lying down. Assuming the horizontal posture, *cu'bitus supi'nus*. (F.) *Coucher*. *Horâ decubitus*, 'at bed time.' The French say—*Decubitus horizontal, sur le dos, sur le côté*, for, lying in the horizontal posture, on the back or side.

DECURTA'TUS, *μειρος*, or *μειροειδης*, from *de*, and *curtus*, 'short,' 'shortened, curtailed,' 'running to a point.' When applied to the pulse, it signifies a progressive diminution in the strength of the arterial pulsations, which, at last, cease. If the pulsations return and gradually acquire all their strength, it is called *Pulsus decurtatus reciprocus*.—Galen.

DECUSSA'TION, *Decussa'tio*, *Chias'mos*, *Incrucia'tio*, *Intrsectio*, *Intrcatura*, from *decussis*, that is, *decem asses*; also, the figure of the letter X. Union in the shape of an X or cross. Anatomists use this term chiefly in the case of the nerves—as the *decussation of the optic nerves*, which cross each other within the cranium.

DECUSSORIUM, from *decutio*, (*de* and *quatio*), 'I shake down.' An instrument used, by the ancients, for depressing the dura mater, and facilitating the exit of substances effused on or under that membrane. It is described by Scultetus, Paré, &c. See Meningophylax.

DÉDAIGNEUR, Rectus superior oculi.

DEDOLA'TION, *Dedola'tio*, from *dedolare*, (*de*, and *dolare*), 'to cut and hew with an axe.' This word has been used by surgeons to express the action by which a cutting instrument divides obliquely any part of the body, and produces a wound with loss of substance. It is commonly on the head, that wounds by dedolation are observed. When there was a complete separation of a portion of the bone of the cranium, the ancients called it *Aposceparnis'mus*.

DEERBERRY, Gaultheria.

DEERFOOD, *Brasenia hydropeltis*.

DEFAILLANCE, Syncope.

DEFECA'TION, *Defeca'tio*, from *de*, and *fæces*, 'excrements.' The act by which the excrement is extruded from the body. *Cata'tio*, *Ecre'tio alvi*, *E. alvi'na*, *E. fæcum alvina'rum*, *Dejectio alvi*, *Seces'sio*, *Expul'sio vel Ejec'tio fæcum*, *Apaga'ge*, *Hypochore'stis*, *Ecchore'sis*, *Eceupro'sis*, *Eges'tio*. The fæces generally accumulate in the colon, being prevented by the annulus at the top of the rectum from descending freely into that intestine. In producing evacuations, therefore, in obstinate constipation, it is well, by means of a long tube, to throw the injection up into the colon, as suggested by Dr. O'Beirne.

In *Pharmacy*, defecation means the separation of any substance from a liquid in which it may be suspended. See Clarification.

DEFECTIO ANIMI, Syncope.

DEFECTUS LOQUELÆ, Aphonia—d. *Veneris*, Anaphrodisia.

DEFENSIVUM, from *defendere*, (*de*, and *fendere*), 'to defend.' A preservative or defence. The old surgeons gave this name to different local applications, made to diseased parts, for the purpose of guarding them from the impression of extraneous bodies, and particularly from the contact of air.

DEFERENS, from *defero*, (*de*, and *ferre*), 'I bear away,' 'I transport.'

DEFERENS, VAS, *Ductus seu Canalis deferens*, *Vibrato'r*, (F.) *Conduit spermatique*, *Conduit déférent*, is the excretory canal of the sperm, which arises from the epididymis, describes numerous convolutions, and with the vessels and nerves of the testicle concurs in the formation of the spermatic chord, enters the abdominal ring, and terminates in the ejaculatory duct.

DEFIGURATIO, Deformation.

DEFLECTENS, Derivative.

DEFLECTIO, Derivation.

DEFLO'RATION, Stuprum.

DEFLO'RATION, *Defloratio*, *Devirginitio*, *Virginitas deflorata*, from *deflorescere*, (*de*, and *florescere*), 'to shed flowers.' The act of depriving a female of her virginity. Inspection of the parts is the chief criterion of deforation having been forcibly accomplished; yet inquiry must be made, whether the injury may not have been caused by another body than the male organ. *Recent defloratio* is infinitely more easy of detection than where some time has elapsed.

DEFLUVIUM, Aporrhœa—d. *Pilorum*, *Alopecia*.

DEFLUXIO, Catarrh, Diarrhœa—d. *Catarrhæus*, *Influenza*.

DEFLUXION, *Deflux'io*, *Deflux'us*, *Catar'rhæus*, *Hypor'rhæus*, *Catar'rhus*. A falling down of humours from a superior to an inferior part. It is sometimes used synonymously with inflammation.

DEFLUXUS DYSENTERICUS, Dysentery.

DEFORMATION, *Deformatio*, *Cacomor'phia*, *Cacomor'phosis*, *Dysmor'phæ*, *Dysmor'phia*, *Dysmor'phosis*, *Deform'itas*, *Defigura'tio*, *Disfiguratio*, *Deform'ity*, *Inform'itas*, (F.) *Difformité*, from *de*, and *forma*. Morbid alteration in the form of some part of the body, as of the head, pelvis, spine, &c. A deformity may be natural or accidental.

DEFRUTUM, *Vin cuit*, from *defrutare*, 'to boil new wine.' Grape must, boiled down to one half and used as a sweetmeat.—Plin. Columell. Isidor. See Rob.

DEFUSIO, Decantation.

DEGENERATIO, Degeneration—d. *Adiposa Cordis*, *Steatosis cordis*.

DEGENERATIO, *Degeneratio*, *Notheu'sis*, *Nothi'a*, from *degener*, 'unlike one's ancestors,' (*de*, and *genus*, 'family,') *Degen'eracy*, (F.) *Abatardissement*. A change for the worse in the intimate composition of the solids or fluids of the body. In pathological anatomy, *degeneration* means the change which occurs in the structure of an organ, when transformed into a matter essentially morbid; as a *cancerous*, or *tubercular*, degeneration.

Dégénérescence is, by the French pathologists, employed synonymously with Degeneration.

DÉGÉNÈRESCENCE, Degeneration—d. *Grâisseuse du Foie*, *Adiposis hepatica*—d. *Granulée du Rein*, *Kidney*, *Bright's disease of the*—d. *Noire*, *Melanosis*.

DEGLUTINATIO, *Décollement*.

DEGLUTITIO, Deglutition—d. *Difficilis*, *Dysphagia*—d. *Impedita*, *Dysphagia*—d. *Læsa*, *Dysphagia*.

DEGLUTIT'ION, *Deglutit'io*, *Catap'osis*,

from *de* and *glutire*, 'to swallow.' The act by which substances are passed from the mouth into the stomach, through the pharynx and œsophagus. It is one of a complicated character, and requires the aid of a considerable number of muscles; the first steps being voluntary, the remainder executed under spinal and involuntary nervous influence.

DEGMUS, *Dexis*, *Morsus*: (F.) *Morsure*,—a bite in general, from *δακνω*, 'I bite.' A gnawing sensation about the upper orifice of the stomach, which was once attributed to acrimony of the liquids contained in that viscus.

DEGORGEMENT, Disgorgement.

DEGOUT, Disgust.

DEGREE, from *degré*, originally from *gradus*, 'a step.' Galen used this expression to indicate the qualities of certain drugs. Both he and his school admitted *cold*, *warm*, *moist*, and *dry* medicines, and four different 'degrees' of each of those qualities. Thus, *Apium* was warm in the *first* degree, *Agrimony* in the *second*, *Roche Alum* in the *third*, and *Garlic* in the *fourth*. *Bedegar* was cold in the *first*, the flower of the *Pomegranate* in the *second*, the *Sempervivum* in the *third*, *Opium* in the *fourth*, &c. The French use the term *degré* to indicate, 1. The intensity of an affection: as a burn of the *first*, *second*, *third* degree, &c. 2. The particular stage of an incurable disease, as the *third* degree of phthisis, cancer of the stomach, &c.

DEGUSTATION, *Degusta'tio*, from *de*, and *gustare*, 'to taste.' *Gustation*. The appreciation of sapid qualities by the gustatory organs.

DEICTICOS, Index.

DEIRONCUS, Bronchocele.

DEJECTEDNESS, Depression.

DEJECTIO ALVI, Defecation—*d. Alvina*, Excrement.

DEJECTION, from *dejacere*, *dejectum*, (*de*, and *jacere*), 'to cast down.' *Dejectio*, *Subductio*, *Hypogogé*, *Hypochore'sis*, *Hypochore'sis*, *Apoptatus*, *Hypopatus*, *Hypophora*. The expulsion of the fæces;—*Ejectio*, *Eges'tio*. Also, a faecal discharge or stool,—generally, however, with *alvine* prefixed,—as an *alvine* *Dejection*, *Alvus viridis*, *Dejectio alvina*. Also, depression of spirits.

DEJECTIONES NIGRÆ, *Melæna*.

DEJECTORIUM, Cathartic.

DELACHRYMATIO, Epiphora.

DELACHRYMATIVUS, Apodacryticus.

DELAPSO, Prolapsus.

DELAPSUS, Prolapsus—*d. Palpebræ*, Blepharoptosis.

DELATIO, Indication.

DÉLAYANTS, Diluentia.

DELCROIX'S DEPILOTORY, see *Depilatory*, Colley's.

DELETERIOUS, *Deleterius*, *Perniciosus*, (F.) *Pernicieux*, from *δηλω*, 'I injure.' That which produces destructive disorder in the exercise and harmony of the functions.

DELETERIUM, Poison.

DELIGATIO, Deligation, Ligature, see *Bandage*.

DELIGATION, *Deligatio*, *Epide'sis*, *Deligaturæ*, *Vulnerum deligatio*, *Fasciærum Applicatio*, *Plagærum Vincituræ*, *Fasciatio*, from *deligare*, (*de*, and *ligo*), 'to bind.' The deligation of wounds formerly embraced the application of apparatus, dressings, &c.,—the deno-

mination *Deligatio Plagærum* being synonymous with *Medicus Vulnerarius*, and in derivation, with the *Wundarzt*, 'wound physician' or surgeon, of the Germans. Deligation is hardly ever used now as an English word. In France, it is applied to the regular and methodical application of bandages, and to the ligation of arteries.

DELIGATURA, Deligation.

DELIQUESCENT, *Deliques'cens*, from *deliquescere*, (*de*, and *liquescere*), 'to melt,' 'to dissolve.' Any salt which becomes liquid by attracting moisture from the air. The deliquescent salts require to be kept in bottles, well stopped. Chloride of lime, acetate of potassa, and carbonate of potassa, are examples of such salts. The ancient chemists expressed the condition of a body, which had become liquid in this manner, by the word *Deliquium*.

DELIQUIUM ANIMI, Syncope.

DELIRANS, Delirious.

DÉLIRANT, Delirious.

DELIRATIO, Delirium—*d. Senum*, see *Dementia*.

DÉLIRE, Delirium—*d. Crapuleux*, *Delirium tremens*—*d. Tremblant*, *Delirium tremens*.

DELIRIA, Insanity.

DELIRIOUS. Same etymon as **DELIRIUM**. *Delirans*, *Delirius*, *Eccebra'tus*, *Alloch'ois*, *Alie'nus*, *Parale'rus*, raving. (F.) *Délirant*. One who is in a state of delirium. That which is attended by delirium. The French use the term *Fievre pernicieuse délirante* for a febrile intermittent, in which delirium is the predominant symptom.

DELIRIUM, from *de*, 'from,' and *lira*, 'a ridge between two furrows.' *Parac'opte*, *Phren'itis*, *Phledonia*, *Desipien'tia*, *Aphros'ymé*, *Paralere'ma*, *Paralere'sis*, *Paralog'ia*, *Phantasia*, *Paraphros'ymé*, *Emot'io*, *Leros*, *Paranæ'a*, *Alloph'asis*, *Deliratio*, (F.) *Délire*, *Egarement d'esprit*, &c., *Transport*, *Idéosynchysie*. Straying from the rules of reason; wandering of the mind. Hippocrates used the word *μανια*, *mania*, for *delirium sine febre*, and the Greek words given above for *delirium cum febre*. In different authors, also, we find the words, *Paraph'ora*, *Paraph'rotes*, *Paraphrene'sis*, *Paraphren'ia*, *Phrene'sis*, *Phreneti'asis*, &c., for different kinds of delirium. Delirium is usually symptomatic.

DELIRIUM EBRIOSITATIS, *D. tremens*—*d. Epileptic*, see *Epilepsy*—*d. Furiosum*, *Mania*—*d. Maniacum*, *Mania*—*d. Potatorum*, *D. tremens*—*d. Tremefaciens*, *D. tremens*.

DELIRIUM SENILE; see *Dementia*.

DELIRIUM TREMENS, *Ma'nia à Potû*, *Enoma'nia*, *Ma'nia e temulentia*, *D. potato'rum*, *D. ebrosita'tis*, *D. tremefaciens*, *D. vig'riane*, *Erethis'mus ebrosor'um*, *Dipsoma'nia*, *Meninigitis* seu *Phren'itis potato'rum*, *Tromoma'nia*, *Tromoparanæ'a*, *Potoparanæ'a*, *Pototomoparanæ'a*, (F.) *Encéphalopathie crapuleuse*, *Délire tremblant*, *D. crapuleux*, *Folie des Ivrognes*. A state of delirium and agitation, peculiar to those addicted to spirituous liquors, with great sleeplessness. It is preceded by indisposition, lassitude, watchfulness, headache, and anorexia, the delirium and tremors most commonly recurring in paroxysms. It is caused by the habitual and intemperate use of ardent spirits or of opium or tobacco; or rather by abandoning them after prolonged use. The treatment is various.

Many have regarded stimulants, with large doses of opium to induce rest, to be indispensable. It is certain, however, that the expectant system will often, if not generally, be successful; and, it is probable, a cure effected in this manner will be more permanent than when produced by excitants.

DELIRUS, Delirious.

DELITESCENCE, see Repercussion.

DELITESCENTIA, Repercussion.

DELIVRANCE, (F.) An expression, which, in common language, signifies the action of delivering, *liberatio*, but in the practice of obstetrics, means the extrusion of the secundines, either spontaneously or by the efforts of art. This completion of delivery—*partus secundarius, secundinarum expulsio vel extractio*, is produced by the same laws as the expulsion of the fetus. Sometimes, the after-birth follows the child immediately; at others, it is retained; and requires manual interference to remove it. The following are the chief cases in which this becomes necessary. 1. Intimate adhesion between the placenta and paries of the uterus. 2. Spasmodic contraction of the orifice of the uterus. 3. Hour-glass contraction. 4. Torpor or hemorrhage after the expulsion of the child, and,—5. Insertion of the placenta at the orifice of the uterus.

DELIVERY, FALSE, False water.

DELIVRE, Secundines.

DELOCATIO, Luxatio.

DELPHINIUM, from $\delta\epsilon\lambda\phi\iota\kappa\iota$, or $\delta\epsilon\lambda\phi\iota\upsilon$, 'a dolphin,' which the flowers resemble. *D. consolida, Calcitrap'pa, Consolida Regalis, Branching Larkspur, Staggerweed. Family Ranunculacæ. Sz. Syst. Polyandria Trigynia.* (F.) *Pied d'alolette des champs.* It has been employed as a vermifuge. The flowers have been used in ophthalmia, and the seeds have the same property as those of *Stavesacre*.

DELPHINIUM CONSOLIDA, Delphinium.

DELPHINIUM STAPHISAGRIA. The systematic name of the *Stavis'acra, Staphisagria, Phtheiroctonum, Phtheirium, Staphis, Pedicularia*, (F.) *Staphisaigre, Herbe aux Poux, Dauphinelle.* The seeds have a disagreeable smell; a nauseous, bitterish, hot taste; and are cathartic; emetic, and vermifuge; owing, however, to the violence of their operation, they are seldom given internally, and are chiefly used in powder, mixed with hair powder, to destroy lice. The active principle of this plant has been separated, and received the name *Delphinia*. It is extremely acrid, and has been recently used, like veratrum, in tic douloureux, paralysis and rheumatism. It is used in the form of ointment, or in solution in alcohol, (gr. x to xxx, or more, to ℥i,) applied externally.

DELPHYS, Uterus, Vulva.

DELTA, Vulva.

DELTIFORMIS, Deltoid.

DELTOID, *Deltoides, Delto'des, Deltoides, Deltiformis*, from the Greek capital letter Δ , $\delta\epsilon\lambda\tau\alpha$, and $\epsilon\iota\delta\omicron\varsigma$, 'resemblance.' *Sous-acromio-clavi-huméral* of Dumas; *sus-acromio-huméral* of Chaussier. A triangular muscle forming the fleshy part of the shoulder, and covering the shoulder-joint. It extends from the outer third of the clavicle, from the acromion and spine of the scapula, to near the middle and outer part of the os humeri, where it is inserted by means of a strong tendon. This muscle raises the arm

directly upwards, when the shoulder is fixed and carries it anteriorly or posteriorly, according to the direction of the fibres, which are thrown into action. If the arm be rendered immovable, the deltoid acts inversely and depresses the shoulder.

DEM EL MUCA. A name given by Prosper Alpinus to a celebrated disease, which, he says, is proper to Egypt. He considers it to be inflammation of the brain; but others describe it as a pernicious intermittent.

DEMANGEAISON, Itching.

DEMANUS, Acheir.

DEMENCE, Dementia—*d. Imbe, Idiotism*
DEMENTIA, *Amentia, Fatu'itas, Ane'a*
Ene'a, Parana'a, Mo'ria demens, Noasthenia; Incoherence, Imbecility, Incoherent Insanity; from de, 'from,' or 'out of,' and mens, 'mind,' or 'reason.' (F.) *Démence, Bêtise.* In common parlance, and even in legal language, this word is synonymous with insanity. Physicians, however, have applied it to those cases of unsound mind which are characterized by a total loss of the faculty of thought, or by such an imbecility of intellect that the ideas are extremely incoherent, there being at the same time a total loss of the power of reasoning. Mania and melancholia are apt to end in this, if possible, more deplorable state. *Dotage* is the *Dementia* of the aged—*Mo'ria demens lere'ma Lere'ma, Lere'sis, Lerus, Deliratio Senum Amentia Senilis, Puerilitas, Delirium Senile Anil'itas, Senile Insanity, Insanity of the aged*,—a form of moral insanity, in which the whole moral character of the individual is changed.

DEMI, Semi—*d. Bain, Semicupium—d. Epineux, Semi-spinalis colli—d. Epineux du dos*
Semi-spinalis dorsi—d. Gantelet, Gantelet—d. Interossez du pouce, Flexor brevis pollicis manus—d. Lunaire, Semi-lunar—d. Membra-neux, Semi-membranosus—d. Orbicularis, Orbicularis oris—d. Tendineux, Semi-tendinosus

DEMISSIO ANIMI, Depression.

DEMISSOR, Catheter.

DEMODEX FOLLICULORUM, A carus folliculorum.

DEMONOMANIA, *Dæmonomania, Theoma'nia, Enthoomania*, from $\delta\epsilon\mu\omicron\iota\alpha\varsigma$, 'demon,' a spirit of good or evil, and $\mu\alpha\upsilon\alpha$, 'madness.' Religious insanity. A variety of madness, in which the person conceives himself possessed of devils, and is in continual dread of malignant spirits, the pains of hell, &c.

DEMONSTRATOR, from *demonstrare, (demonstrare)*, 'to show;' 'exhibit.' One who exhibits. The index finger.

DEMONSTRATOR OF ANATOMY. One who exhibits the parts of the human body. A teacher of practical anatomy.

DEMOTIVUS LAPsus, *Repent'na mors* from *demovere, (de and movere)*, 'to move off,' 'remove,' and *lapsus*, 'a fall.' Sudden death.

DEMULCENTS, *Demulcentia, Involventia, Obvolventia, Lubricantia, from demulcere (de and mulcere)*, 'to sooth,' 'to assuage.' (F.) *Adouçissants.* Medicines supposed to be capable of correcting certain acrid conditions imagined to exist in the humours. Substances of a mucilaginous or saccharine nature belong to this class. Demulcents may act directly on the parts with which they come in contact; but in

other cases, as in catarrh, their effect is produced by contiguous sympathy; the top of the larynx being soothed by them first, and indirectly the inflamed portion of the air-passages. In diseases of the urinary organs, they have no advantage over simple diluents.—See Diluents and Emollients. The following are the chief demulcents:—*Acaciæ Gummi*; *Althææ Folia et Radix*; *Amygdalæ*; *Amylum*; *Avenæ Farina*; *Cera*; *Cetaceum*; *Cydoniæ Semina*; *Fucus Crispus*; *Glycyrrhiza*; *Hordeum*; *Lichen*; *Linum*; *Olivæ Oleum*; *Sassafras Medulla*; *Sesamum*; *Sevum*; *Tragacantha*, and *Ulmus*.

DEMUSCULATUS, from *de*, and *musculus*, 'a muscle.' (F.) *Décharné*. Emaciated, devoid of flesh.

DENÆUS, Chronic.

DENARIUS; a Roman coin, equal in value to about 10 cents, or 8 pence English. It was marked with the letter X, to signify 10 asses.

Also, the 7th part of the Roman ounce.

DENDROLIBANUS, *Rosmarinus*.

DENERVATIO, *Aponeurosis*.

DENGUE, *Dingée*, *Dunga*, *Dandy*, *Bouquet* and *Bucket Fever*, *Rheumatis'mus febrilis*, *Scarlatina rheumatica*, *Eczanthe'stis arthrovicia*, *Plantarivis*, *Febris eczanthemat'ica articularis*, (F.) *Giraffe*, *Eruptive articular fever*, *E. rheumatic fever*. A disease, which appeared in the years 1827 and 1828, in the West Indies, and in the southern states of North America. It was extremely violent in its symptoms, but not often fatal. It usually commenced with great languor, chilliness, and pain in the tendons about the smaller joints. To these symptoms succeeded burning heat and redness of the skin, pains in the muscles of the limbs or in the forehead, with vomiting or nausea. The fever continued for one, two or three days, and usually terminated by copious perspiration. In different places, it put on different appearances; but seems in all to have been a singular variety of rheumatic fever. The usual antiphlogistic treatment was adopted, and successfully.

DENIACH, MINERAL WATERS OF. *Deniach* is a village in Swabia, at the entrance of the Black Forest. The waters contain carbonic acid, carbonate of iron, carbonate of lime, sulphate of magnesia, and carbonate of soda.

DENIGRATIO, from *denigrare*, (*de*, and *niger*), 'to become black.' The act of becoming black, as in cases of sphaelus, sugillation, &c.

DENS, Tooth—*d. Leonis*, *Leontodon taraxacum*.

DENS PROLIFER. A term used by Bartholin for a supernumerary tooth, which appears to grow upon a primitive or parent tooth.

DENT, Tooth—*d. de Sagesse*, see *Dentition*.

DENTAGOGUM, *Dentagra*.

DENTAGRA, *Denticeps*, *Dentar'paga*, *Denticulum*, *Denticulum*, *Dentago'gum*, *Dentalis forfex*, *Forfex dentaria*, *Odonthar'paga*, *Odon'tagra*, *Odon'tog'gon*, from *dens*, 'a tooth,' and *ar'paga*, 'a seizure.' (F.) *Davies*. A tooth-forceps.

DENTAL, *Dentalis*, *Dentarius*, *Dental'us*, *Denticula'tus*, from *dens*, 'a tooth.' That which concerns the teeth. See *Dentiformis*.

DENTAL ARCHES, (F.) *Arcades dentaires*, are the arches formed by the range of alveoli in each jaw.

DENTAL ARTERIES are those arteries which nourish the teeth. They proceed from several sources. The teeth of the upper jaw, e. g., receive their arteries from the *infraorbital* and *superior alveolar*,—themselves branches of the *internal maxillary*. The teeth of the lower jaw receive their branches from the *inferior dental* or *inferior maxillary*, which is given off by the internal maxillary, and runs through the dental canal, issuing at the mental foramen, after having given numerous ramifications to the teeth and jaw.

DENTAL CANALS, (F.) *Conduits dentaires*, *Maxillary canals*. The bony canals, through which the vessels and nerves pass to the interior of the teeth.

DENTAL CARTILAGE, *Cartilago dentalis*. The cartilaginous elevation, divided by slight fissures, on the biting margins of the gums in infants, prior to dentition. It is a substitute for the teeth.

DENTAL CAVITY, (F.) *Cavité dentaire*. A cavity in the interior of the teeth in which is situate the *dental pulp*.

DENTAL FOLLICLE, *Folliculus Dentis*, *Cap'sula dentis*, (F.) *Follicule dentaire*. A membranous follicle, formed of a double lamina, in which the teeth are contained before they issue from the alveoli, and which, consequently, aids in the formation of the alveolo-dental periosteum, and of the membrane that envelops the pulp of the teeth. The dental follicles are lodged in the substance of the jaws.

DENTAL GANGRENE, *Caries Dentium*, *Odon'talg'ia cariosa*, *Odontonecro'sis*, *Odontospha'cel'isis*, *Odontospha'celis'mus*, *Necro'sis Dentium*, (F.) *Cario des Dents*. Gangrene or caries of the teeth. See *Caries*.

DENTAL NERVES, (F.) *Nerfs dentaires*. Nerves which pass to the teeth. Those of the upper incisors and canine are furnished by the infra-orbital nerve, a branch of the superior maxillary; and those of the molars by the trunk of the same nerve. The teeth of the lower jaw receive the nerves from the inferior maxillary, which, as well as the superior maxillary, arises from the 5th pair.

DENTAL PULP, *Pulpa seu Nu'cleus seu Sub'stantia pulpo'sa dentis*, *Germe'n dentale*, (F.) *Pulpe dentaire*. A pulraceous substance, of a reddish-gray colour, very soft and sensible, which fills the cavity of the teeth. It is well supplied with capillary vessels.

DENTAL SURGEON, *Dentist*.

DENTAL VEINS have a similar distribution with the arteries.

DENTALIS, *Odontoid*—*d. Forfex*, *Dentagra*.

DENTALIUM, from *dens*, 'a tooth,' the *dog-like tooth shell*. A genus of shells in the shape of a tooth. They formerly entered into several pharmaceutical preparations, but were useless ingredients; consisting—like shells in general—of carbonate of lime and gelatin.

DENTARIA, *Anthemis Pyrethrum*, *Plumbago Europæa*.

DENTARIUS, *Dentist*.

DENTARPAGA, *Dentagra*.

DENTATA VERTEBRA, *Axis*.

DENTATUS, *Dental*.

DENTELARIA, *Plumbago Europæa*.

DENTELE ANTERIEUR, PETIT, *Pectoralis minor*—*d. Grand*, *Serratus magnus*—*d. Postérieur et inférieur, petit*, *Serratus pecticus*

inferior—*d. Supérieur, petit, Serratus posticus superior.*

DENTES, Teeth, see Tooth—*d. Angulares, Canine teeth—d. Canini, Canine teeth—d. Clavales, Molar teeth—d. Columellares, Canine teeth—d. Ctenes, Incisive teeth—d. Cuspidati, Canine teeth—d. Dichasteres, Incisive teeth—d. Gelasini, Incisive teeth—d. Gomphii, Molar teeth—d. Incisores, Incisive teeth—d. Lactei, see Dentition—d. Lanariii, Canine teeth—d. Maxillares, Molar teeth—d. Molares, Molar teeth—d. Mordentes, Canine teeth—d. Oculares, Canine teeth—d. Primores, Incisive teeth—d. Rasorii, Incisive teeth—d. Sapientia, see Dentition—d. Serotini, see Dentition—d. Sophroretici, see Dentition—d. Sophronistæ, see Dentition—d. Sophronisteres, see Dentition—d. Tomici, Incisive teeth.*

DENTICEPS, Dentagra.

DENTICULA TUM, (*Ligamentum,*) diminutive of *dens*, 'a tooth.' A slender cord, situate between the anterior and posterior fasciculi of the spinal nerves, and between the tunica arachnoidea and pia mater. It is attached to the dura mater, where that membrane issues from the cranium, and accompanies the spinal marrow to its inferior extremity. It sends off, from its outer edge, about 20 slender processes, in the form of *denticuli*, each of which is fixed by minute fibres to the dura mater in the interstices of the *fasciculi*.

DENTICULATUS, Dental.

DENTICULUM, Dentagra.

DENTICULUS, Crena.

DENTIDUCUM, Dentagra.

DENTIER, (F.) from *dens*, 'a tooth.' *Denture.* A set or row of teeth, mounted on metal or ivory, to be adjusted to the alveolar margin. *Dentiers* are simple or double. To the latter, the name *Râteliers* is given; that is, to the full set.

DENTIFORM, *Dentiformis*, from *dens*, 'a tooth,' and *forma*, 'form.' Resembling a tooth in shape.

DENTIFORMIS, Odontoid.

DENTIFRICE, *Dentifricium, Remedium dentifricium, Tooth powder, Tooth paste, Odontotrimma, Odontosmegma*, from *dens*, 'a tooth,' and *fricare*, 'to rub;' a name, given to different powders and pastes proper for cleansing the enamel of the teeth, and removing the tartar which covers them. Powdered bark, and charcoal, united to any acidulous salt—as cream of tartar—form one of the most common *dentifrices*.

Electuaire ou Opiate Dentifrice, of the Codex, consists of coral ζiv , cuttlefish bones and cinnamon aa ζij , cochineal ζss , honey ζx , alum gr. iv. or v.

Poudre Dentifrice of the Parisian Codex is composed of Bole Armeniac, red coral, [prepared,] and cuttlefish bones, aa ζvi , dragon's blood ζij , cochineal ζj , cream of tartar ζix , cinnamon ij , cloves, gr. xij, well mixed.

Charcoal finely powdered and mixed with chalk forms as good a dentifrice as any.

DENTINAL, *Dentina'lis*, from *dens*, 'a tooth.' Relating to the dentine of the teeth.

DENTINE, see Tooth.

DENTISCALPIUM, from *dens*, 'a tooth,' and *scalpere*, 'to scrape.' *Odontoglyphum*. This word has been applied to the instrument used for scaling the teeth; to the *tooth-pick*,

(F.) *Cure-dent*; and to the *gum lancet*,—the *déchaussoir* of the French.

DENTIST, *Dentis'ta, Odontia'ter, Dentarius, Dental Surgeon, Surgeon-Dentist*. One who devotes himself to the study of the diseases of the teeth, and their treatment.

DENTISTRY, *Odontotech'ny, Odontiatry'a, Odontotherapi'a, Dental Surgery*. The art of the dentist.

DENTITION, Dentition—*d. Difficilis, Dysodontiasis*.

DENTITION, *Denti'tio, Denti'tis, Odontophy'ia, Teething, Odonti'asis, Odonto'sis*, from *dentire*, 'to breed teeth.' The exit of the teeth from the alveoli and gums; or rather the phenomena which characterize the different periods of their existence. The germs of the first teeth, *dentes lactei* or *milk teeth*, (F.) *dents de lait*, are visible in the fœtus about the end of the second month; and they begin to be ossified from the end of the third to that of the sixth month. At birth, the corona of the incisors is formed, but that of the canine is not completed; and the tubercles of the molares are not yet all united. Gradually the fang becomes developed; and at about 6 or 8 months begins what is commonly called, the *first dentition*, *Odontia dentitionis lactantium*. The two middle incisors of the lower jaw commonly appear first; and, some time afterwards, those of the upper jaw; afterwards, the two lateral incisors of the lower jaw; and then those of the upper, followed by the four anterior molares: the *canine* or *eye-teeth*, at first, those of the lower, and afterwards, those of the upper jaw next appear; and, subsequently and successively, the first 4 molares—2 above and 2 below, 1 on each side. The whole number of the *primary, temporary, deciduous, shedding, or milk-teeth*, (*dentes temporarii*), (F.) *Dents de lait*, is now 20.

The second *dentition* or *shedding of the teeth*, *odontia dentitionis puerilis*, begins about the age of 6 or 7. The germs or membranous follicles of these second teeth—to the number of 32—as well as the rudiments of the teeth themselves, are visible, even in the fœtus, with the exception of those of the small molares, which do not appear till after birth. They are contained in alveoli of the same shape as those of the first dentition. Their ossification commences at from 3 to 6 months after birth, in the incisors and first molares; at eight or nine months in the canine; about three years, in the molares, $3\frac{1}{2}$ in the second great molares, and about 10 years in the last. As the alveolus of a new tooth becomes gradually augmented, the septum between it and that of the corresponding milk tooth is absorbed, and disappears. The root of the milk tooth is likewise absorbed; its corona becomes loose and falls out, and all the first teeth are gradually replaced by the *permanent teeth*, *Dentes serotini*. This second dentition becomes necessary in consequence of the increased size of the jaws. The new teeth have neither the same direction nor the same shape as the old; and they are more numerous; amounting till the age of 25 (sooner or later,) to 28. About this period, a small molaris appears at the extremity of each jaw, which is called *Dens sapientia* or *wisdom tooth*, *Dens serotinus, Dens sophroreticus, D. sophronista, D. sophronister*, (F.) *Arrière-dent, Dent de*

sagesse, making the whole number of permanent teeth 32. During the period of dentition, that is, of the first dentition, the infant is especially liable to disease;—the irritation, produced by the pressure of the tooth on the superincumbent gum, sometimes occasioning pyrexia, convulsions, diarrhœa, &c., which symptoms are often strikingly relieved by a free division of the distended gum. This disordered condition is called *Teething*, *Odontia dentitio'nis*, *Odonti'asis*, *Odontal'gia dentitio'nis*, *Odaxi'mus*.

DENTITIS, Dentition.

DENTIUM CORTEX, Enamel of the teeth—*d. Dolor*, *Odontalgia*—*d. Nitor*, Enamel of the teeth—*d. Sculptura*, (Lancing the gums,) see Gum lancet—*d. Vacillantia*, *Odontoseisis*.

DENTO, from *Dens*, 'a tooth.' One whose teeth are prominent.

DENTOIDEUS, Odontoid.

DENTS BICUSPIDÉES, Bicuspid teeth—*d. Col des*, Collum dentium—*d. Conoïdes*, Canine teeth—*d. de Laît*, see Dentition—*d. Mâchelières*, Molar teeth—*d. Molaires*, Molar teeth—*d. Multicuspidées*, Molar teeth, great—*d. Œillières*, Canine teeth.

DENTURE, *Dentier*.

DENUDATION, *Denudatio*, *Gymno'sis*, from *denudare*, (*de*, and *nudare*,) 'to lay bare.' Condition of a part, deprived of its natural coverings, whether by wounds, gangrene, or abscess. It is particularly applied to the bones, when deprived of their periosteum, and to the teeth when they lose their enamel or dental substance.

DEOBSTRUENT, *Deobstruens*, *Depracticum*, *Deoppi'lans*, *Deoppi'lantivum*, *Ephractic*, from *de*, and *obstruere*, (*ob*, and *struere*,) 'to obstruct.' (F.) *Désobstruant*, *Désobstructif*, *Desoppi'atif*, *Désoppi'ant*. Medicines, given with the view of removing any obstruction. The word corresponds to *aperient*, in its general, not in its particular sense. It is now almost abandoned, and, when used, conveys by no means definite ideas.

DEOPPILATIVUM, Deobstruent.

DEPASCENS, Phagedenic.

DEPAUPERATUS, Impoverished.

DEPERDITIO, Abortion.

DEPHRACTICUM, Deobstruent.

DÉPILATIF, Depilatory.

DEPILATIO, Alopecia—*d. Capitis*, Calvities.

DEPILATION, *Depilatio*, *Dropaci'smus*, *Made'sis*, *Mad'isis*, *Pisilo'sis*, from *de*, and *pilus*, 'hair.' Loss of hair, either spontaneously or by art.

DEPILATORY, *Depilator'ium*, *Drôpax*, *Pisilo'thron*, *Ectillot'icus*, *Epilato'rium*, (F.) *Dépilatoire*, *Dépilatif*. Any thing which causes the loss of the hair. Depilatories are, usually, caustic applications, in which quicklime or some other alkaline substance, sulphuret of iron, &c., enters.

DEPILATORY, COLLEY'S, seems to consist of quicklime and a portion of sulphuret of potassa. A pitch plaster is sometimes used as a depilatory. It of course pulls the hair out by the roots.

Delcroix's depilatory, and *Plenck's depilatory* have a similar composition.

DEPILIS, same etymon. Devoid of hair. Hairless.

DEPLETION, *Depletio*, from *depleo*, 'I un-

load.' The act of unloading the vessels, by blood-letting, and the different evacuations. Also, inordinate evacuation.

DEPLETORY, *Deplet'ing*. Having relation to depletion;—as 'a deploitory or depleting agent.'

DEPLUMATIO, *Ptilo'sis*, from *deplumis*, (*de* and *pluma*,) 'without feathers.' A disease of the eyelids, in which they are swollen, and the eyelashes fall out. See Madarosis.

DEPOSIT, *Feucence*.

DEPOSITIVE, *Depositivus*, from *deponere*, (*de* and *ponere*,) 'to depose,' 'to put down.' An epithet used by Mr. Erasmus Wilson to express that condition of the membrane in which plastic lymph is exuded into the tissue of the derma, so as to give rise to the production of small hard elevations of the skin, or pimples. Under "depositive inflammation of the derma," he comprises strophulus, lichen and prurigo.

DÉPÔT, Abscess, Sediment—*d. Laitouse sur la Cuisse*, Phlegmatia dolens—*d. de l'Urine*, Sediment of the urine.

DEPRAVATION, *Depravatio*, from *de* and *pravus*, 'had.' Perversion, corruption;—as depravation of the taste, &c.

DEPREHENSIO, Diagnosis, Epilepsy.

DEPRESION, *Depres'sio*, *Impres'sio*, from *deprimere*, *depressum*, (*de*, and *primere*,) 'to depress;' *Esphla'sis*. In *Anatomy*, it means an excavation, hollow, or fossa. In *Surgery*, it is applied to a fracture of the cranium, in which the portions of fractured bone are forced inwards; (F.) *Subgrondation*, *Entablement*; called, also, *Cataplexis*, *Campsis* *Depres'sio*, *Thlasis* *Depres'sio*. *Depression*, (F.) *Abaissement* means Couching.—See Cataract.

Depression also means *dejection* or *dejectedness*—*Ademô'ia*, *Ademô'synê*, *Demis'sio animi*.

DÉPRESSOIRE, Meningophylax.

DEPRESSOR, (F.) *Abaisseur*. Same etymon. Several muscles have been so termed, because they depress the parts on which they act.

DEPRESSOR ALÆ NASI; *D. la'bi' superioris alæque nasi*, *Incisi'vus me'dius*, *Myrtisformis*, *Depressor Labii superioris proprius*, *Constrictor alarum nasi ac depressor res labii superioris*, *Maxillo-alvéoli-nasal*—part of the *labialis* (Ch.), (F.) *Abaisseur de l'aîle du nez*. It arises from the superior maxillary bone immediately above the junction of the gums with the two incisor and canine teeth; and passes upwards to be inserted into the upper lip and root of the ala nasi, which it pulls downwards.

DEPRESSOR ANGULI ORIS, *Triangularis*, *Depressor labio'rum communis*, *Depressor labio'rum*, (F.) *Sousmaxillo-labial*, *Maxillo-labial* (Ch.), *Abaisseur de l'angle des lèvres ou Muscle Triangulaire*. A muscle, situate at the lower part of the face. Its form is triangular. It arises from the outer oblique line on the lower jaw-bone, and terminates in a point at the commissure of the lips, which it pulls downwards.

DEPRESSOR LABII INFÉRIORIS; *Quadratus*, *Quadratus menti*, *Depressor labii inferioris proprius*,—*Mentonnièr-labial*, *Mento-labial*, (Ch.) (F.) *Carré du Menton*, *Houppé du Menton*, *Abaisseur de la lèvre inférieure*. A small, thin, and quadrilateral muscle, which arises from the external oblique line of the lower jaw, and ascends to the lower lip, where it becomes confounded with the orbicularis oris. It pulls the lower lip downwards and outwards.

DEPRESSOR LABII SUPERIORIS PROPRIUS, D.

Alæ nasi—d. Labiorum communis, D. Anguli oris—d. Oculi, Rectus inferior oculi.

DEPRESSOR PALPEBRÆ INFERIORIS. A fleshy bundle, which forms part of the palpebralis muscle. Heister describes it separately, but it is not admitted now.

DEPRESSORIUM, Meningophylax.

DEPRIMENS AURICULÆ, Retrahens auris—d. Maxillæ biventer, Digastricus—d. Oculi, Rectus inferior oculi.

DEPRIMENTIA, Sedatives.

DEPURANTIA, from *depurare*, (*de*, and *purus*), 'to purify.' (F.) *Dépuratifs*. Medicines were formerly so called, which were supposed to possess the property of removing, from the mass of blood or humours, those principles which disturbed their purity; and of directing them towards some one of the natural emunctories. The juices of what were called antiscorbutic herbs, sulphur, and many other medicines were ranked under this class.

DEPURATIFS, Depurantia.

DEPURATION, *Depuratio*. Same etymon. *Catharsis mos*, *Mundatio*. In *Pathology*, depuration has been used for the process by which nature purifies the animal economy, either by the agency of some eruptive disease, or some spontaneous evacuation, or by the assistance of medicine. See Clarification.

DEPURATORY. Same etymon. *Depuratorio*. That which causes depuration, as the *urinary* and *cutaneous depurations*. Applied, also, to diseases, which have been considered capable of modifying the constitution advantageously, by acting on the composition of the fluids—such as certain eruptions, intermittents, &c. The word is, also, appropriated to medicines and diet, by which the same effect is sought to be induced.

DERADEN, from *δεση*, 'the neck,' and *αδη*, 'a gland.' A gland in the neck.

DERADENITIS, from *δεση*, 'neck,' *αδη*, 'a gland,' and *ιτις*, denoting inflammation. Inflammation of the glands of the neck.

DERADENONCUS, from *δεση*, 'the neck,' *αδη*, 'a gland,' and *ογκος*, 'a swelling.' Tumor of the glands of the neck.

DERANENCEPHALIA, from *δεση*, 'neck,' and *ανενεφαλια*, 'absence of brain.' A monstrosity in which only a small portion of the brain exists, resting on the cervical vertebrae—more properly *deranencephalia*.

DERANGEMENT, Insanity.

DERBIA, Impetigo.

DERENCEPHALIA, Deranencephalia.

DERENCEPHALUS, from *δεση*, 'the neck,' and *κεφαλη*, 'head.' A monster whose brain is in the neck.—G. St. Hilaire.

DERIS, Cutis.

DERIVANS, Derivative.

DÉRIVATIF, Derivative.

DERIVATION, *Derivatio*, *Deflectio*, *Parochetud'sis*, *Antilep'sis*, *Antis'pasis*, *Revuls'ion*, *Cura derivati'va* seu *revulso'ria*, from *de*, and *rivus*, 'a river.' When a 'centre of fluxion' is established in a part, for the purpose of abstracting the excited vital manifestations from some other, a *derivation* is operated.

The term DERIVATION has likewise been applied to the suction power of the heart,—an agency in the circulation of the blood.

DERIVATIVE, *Deflectens*, *Derivans*, *Derivatorio*, from *derivare*, 'to drain off.' *An-*

tispas'ticus, *Revell'ent*, *Revuls'ive*, *Revuls'ivus*, *Revulso'rius*, (F.) *Dérivatif*, *Révulsif*. Same etymon. A remedy, which by producing a modified action in some organ or texture *derives* from the morbid condition of some other organ or texture. Revellents are amongst the most important of remedies: they include, indeed, every physical and moral agent, which is capable of modifying the function of innervation, and therefore almost every article of the materia medica. The following is a list of the chief local Derivatives.

1. ERIPASTICS.—Acidum Aceticum, Acidum Nitricum, Acidum Sulphuricum, Allium, Ammonia, Ammoniacum, Asafœtida, Cantharis, Capsicum, Galbanum, Olea Essentialia, Pix Abietis, Sinapis, Caloric, Friction.

2. VESICANTS.—Ammonia, Argenti Nitras, Cantharis, Cantharis Vittata, Hydrargyri Iodidum rubrum, Ranunculus, Sinapis, Caloric.

3. SUPPURANTS.—Acida Mineralia, Antimonii et Potassæ Tartaras, Cantharis, Mezereum, Pix Abietis, Sabina, Tiglii Oleum, Fonticulus, Setaceum.

4.—ESCHAROTICS.—A. *Erodents*.—Acidum Aceticum, Acida Mineralia, Alumen Exsiccatum, Argenti Nitras, Cupri Sub-Acetas, Cupri Sulphas, Sabina, Saccharum Purissimum.—

B. *Actual Cauterants*.—Caloric, White Hot Iron, Moxa.—

C. *Potential Cauterants*.—Acidum Arseniosum, Acidum Nitricum, Acidum Sulphuricum, Antimonii Murias, Argenti Nitras, Calx, Potassa, Potassa cum Calce, Zinci Chloridum.

DERIVATORIUS, Derivative.

DERMA, Cutis.

DERMAL'GIA, *Dermatal'gia*, *Dermatodyn'ia*, from *δεσμα*, 'the skin,' and *αλγος*, 'pain.' Pain in the skin. Neuralgia of the skin. *Rheumatic Dermalgia* or *Rheumatism of the skin*, is a form of neuralgia, which is referred, at times, to the nervous trunks, muscles, &c., but appears to be seated in the cutaneous nerves.

DERMATAGRA, Pellagra.

DERMATALGIA, Dermalgia.

DERMATIATRIA, from *δεμα*, 'skin,' and *ιατρεια*, 'healing.' Healing of cutaneous diseases. The treatment of diseases of the skin.

Diadermatia, *Dermatocreatia*.

DERMATITIS, Cytitis, Erysipelatous inflammation.

DERMATOCHOLYSIS, Icterus.

DERMATOCHYSIS, Anasarca.

DERMATOCRATIA, see Dermatiatria.

DERMATODES, Dermatoid.

DERMATODYNIA, Dermalgia.

DERMATOID, *Dermatoides*, *Dermato'des*, *Dermoides*, *Dermoid*, from *δεμα*, 'the skin,' and *ειδος*, 'form.' That which is similar to the skin. This name is given to different tissues, which resemble the skin. The dura mater has been so called by some.

Morbi dermatoides, chronic cutaneous diseases.

DERMATOLOG'Y, *Dermatolog'ia*, *Dermatology*, from *δεμα*, 'the skin,' and *λογος*, 'a discourse.' A discourse or treatise of the skin.

DERMATOPATHIA, Cutaneous disease.

DERMATOPERISCLERISMUS, Induration of the cellular tissue.

DERMATOPERISCLEROSIS, Induration of the cellular tissue.

DERMATOPHYMA, from *δεμα*, 'skin,'

and *φύμα*, 'tumour.' A tumefaction of the skin.

DERMATOPHYMATA VENEREA, Condylomata.

DERMATORRHAGIA, *Dermatorrhæa*, from *δέρμα*, 'skin,' and *ρῆξη*, 'rupture.' A discharge of blood from the skin.

DERMATORRHŒA, *Dermatorrhagia*.

DERMATOSCLEROSIS, *Callos ty*.

DERMATOSIES VÉROLEUSES, *Syphilitides*.

DERMATOTYLOMA, *Callosity*.

DERMATOTYLOSIS, *Callosity*.

DERMATOTYLUS, *Callosity*.

DERMIC, *Dermicus*, *Dermáticus*, *Dermátivus*, *Dermatic*: from *δέρμα*, 'skin.' Relating to the skin.

DERMITIS, *Cytitis*.

DERMODES, *Dermatoid*.

DERMOGRAPHY, *Dermographia*, from *δέρμα*, 'the skin,' and *γράφω*, 'I describe.' An anatomical description of the skin.

DERMOHÆMIA, from *δέρμα*, 'skin,' and *αἷμα*, 'blood.' *Hyperæmia* or congestion of the skin.

DERMOID, *Dermatoid*.

DERMOLOGY, *Dermatology*.

DERMO-SKELETON, see *Skeleton*.

DERMO-SYPHILIDES, *Syphilitides*.

DERMOTOMY, *Dermotomia*, from *δέρμα*, 'the skin,' and *τέμνω*, 'to cut.' The part of anatomy which treats of the structure of the skin.

DERODYMUS, *Dicephalus*.

DERONCUS, *Bronchocele*.

DERTRON. This word, which is used by Hippocrates, signified, according to some, the omentum or peritoneum, but according to others, the small intestine. See *Epiploon*.

DÉSARTICULATION, (F.) from *de*, and *articulus*, 'a joint.' *Disjointing*. A word used to express the part of the operation, in amputation at an articulation, which consists in dividing the ligaments, and separating the articular surfaces. The word has, also, been used for that kind of anatomical preparation, the object of which is to separate the different bones of the skeleton, and especially those of the head.

DESCALORINÈSES, from *de*, 'from,' and *calor*, 'heat.' A name given by Baumes to diseases which are characterized by diminished heat.

DESCEMETITIS. A term improperly formed, and really signifying 'inflammation of Descemet.' Inflammation of the membrane of Descemet.

DESCENSIO, *Catabasis*.

DESCENSUS, *Catabasis*—*d*, *Testiculorum*, *Orchido-catabasis*.

DESCENTE, *Hernia*—*d*, *de la Matrice*, *Procidencia uteri*.

DESECTUS, *Castratus*.

DÉSENFLURE, *Détrumescence*.

DESICCANTIA, *Desiccativa*.

DESICCATIO, *Draining*.

DESICCATION, *Drying*.

DESICCATI'VA, *Desiccantia*, *Siccantia*, *Exsiccantia*, from *desiccare*, (*de*, and *siccare*,) 'to dry up.' (F.) *Désiccatifs*. Remedies, which, when applied externally, dry up the humours or moisture from a wound.

DESIPIENTIA, *Delirium*.

DESIRE, *Libido*—*d*, *Veneræ*, see *Libido*.

DES'MA, *Des'mè*, *Des'mus*. A bandage, a ligament. (q. v.) Hence:

DESMATUR'GIA, from *δεσμα*, 'bandage,' and *εργον*, 'work.' The doctrine of the application of bandages. *Bandaging*.

DESMEDION, *Fasciculus*.

DESMITIS, *Desmophlogosis*, *Desmophlogia*, from *δεσμη*, 'a ligament,' and *itis*, denoting inflammation. *Inflammation of ligaments*.

DESMOCHAUNOSIS, from *δεσμοί*, 'ligament,' and *χαρνωσις*, 'relaxation.' *Relaxation of an articular ligament*.

DESMODYNIA, from *δεσμη*, 'ligament,' and *αδυνα*, 'pain.' *Pain in the ligaments*.

DESMOGRAPHY, *Desmographia*, from *δεσμοί*, 'a ligament,' and *γραφω*, 'a description.' An anatomical description of the ligaments.

DESMOID TISSUE, (*δεμοειδές*, 'a ligament,' and *ειδος*, 'shape.') *Ligamentous Tissue*, *Tætu desmo'eus*. This tissue is very generally diffused over the human body; has a very close connexion with the cellular tissue, and is continuous with it in divers places. It constitutes the ligaments, aponeuroses, &c.

DESMOL'OGY, *Desmologia*, from *δεσμοί*, 'a ligament,' and *λογος*, 'a discourse,' 'a treatise.' That part of anatomy which describes the ligaments,

DESMOPHLOGIA, *Desmitis*.

DESMORRHÆXIS, from *δεσμοί*, 'a ligament,' and *ρῆξις*, 'rupture.' *Rupture of an articular ligament*.

DESMOS, *Ligament*.

DESMOT'OMY, *Desmotomia*: from *δεσμοί*, 'a ligament,' and *τέμνω*, 'to cut.' The part of anatomy which teaches the mode of dissecting the ligaments.

DÉSOSTRUIANT, *Deobstruent*.

DÉSOSTRUCTIF, *Deobstruent*.

DÉSOPILATIF, *Deobstruent*.

DÉSORGANISATION, *Disorganization*.

DÉSXYGENÈSES, from *de*, and *oxygen*.

M. Baumes includes under this title an order of diseases, which he considers dependent upon a diminution in the quantity of the oxygen necessary for the animal economy.

DESPOTATS, (F.) *Infirm soldiers*, formerly charged with the office of removing the wounded from the field of battle: perhaps from *despotator*, 'one who bears away.' The class of *Despotats* was introduced by Leo VI., at the commencement of the 9th century.

DESPUMATION, *Despumatio*, *Apaphris'mos*, *Epophris'mos*, from *despumare*, (*de*, and *spuma*,) 'to skim,' 'to remove the froth.' The separation of the froth and other impurities, which rise, by the action of the fire, to the surface of any fluid.

DESQUAMATION, *Desquamatio Cutis*, *Eclep'isis*, *Aposy'ma*, *Apolep'isis*, *Apolepismus*, from *desquamare*, (*de*, and *squama*, 'a scale,') 'to scale off.' *Exfoliation*, or separation of the epidermis, in the form of scales, of a greater or less size. This affection is a common consequence of exanthematous diseases.

DESQUAMATORIUS, *Exfoliative*.

DESSECHEMENT, *Atrophy*, *Draining*.

DESSICATIFS, *Dessicativa*.

DESTILLATIO, *Coryza*—*d*, *Pectoris*, *Catarrh*.

DESTRUCTIO, *Diaphthora*.

DESUDA'TIO, *Ephidro'isis*, *Sudamina*, *Hidro'n*, from *desudare*, (*de*, and *sudare*, 'to

sweat.) *Desudation* means a profuse and inordinate sweating; but, most commonly, the term is applied to an eruption of small pimples, similar to millet seed, which appears chiefly on children, and is owing to want of cleanliness.

DESYPHYSER, see *Symphyseotomy*.

DETENTIO, Catalepsy.

DETERGENS, Abstergent.

DETERGENTS, from *detergere*, (*de*, and *tergere*, 'to clean,') 'to cleanse.' *Detergentia*, *Detersoria*, *Extergentia*, *Abstergentia*, *Abstersiva*, *Abstersoria*, *Abluentia*, *Traumatia*, *Abstersives*, *Smedica*, *Emundantia*, *Mundificativa*, *Mundificantia*, *Rhyptica*, (F.) *Detersifs*, *Mundificatifs*. Medicines, which possess the power to deterge or cleanse parts, as wounds, ulcers, &c. They belong to the class of stimulants, or to that of emollients.

DÉTERSIFS, Detergents.

DETERSORIA, Detergents.

DETERSORIUM, from *detergere*, 'to cleanse.' The place in ancient bathing establishments, where the bather was cleansed and dried.

DETESTATIO, Castratio.

DÉTORSE, Sprain.

DETRACTIO SANGUINIS, Bloodletting.

DETRITUS, from *deterere*, (*de*, and *terere*,) 'to bruise or wear out.' The inorganic residuum, occupying the place of the organic texture of parts which have undergone disorganization.

DÉTROIT ABDOMINALE, Pelvis (brim)

—*d. Inferieur*, Pelvis (outlet) —*d. Périnéal*, Pelvis (outlet) —*d. Supérieur*, Pelvis (brim.)

DÉTRONCATION, Detruncatio.

DETRUNCATIO, *Detrunctio*, (F.) *Detruncation*, from *de*, and *truncus*, 'a trunk.' Separation of the trunk from the head of the fetus, the latter remaining in the uterus.

DETRUSOR URINÆ, *Protrusor*, from *detrudere*, (*de*, and *trudere*,) 'to thrust out.' The muscular coat of the urinary bladder was formerly so called. It was, also, named *Constrictor Vesicæ Urinariae*.

DÉTUMESCENCE, (F.) *Detumescencia*, from *dētumere*, (*de* and *tumere*,) 'to cease to swell.' A diminution of swelling. This word has nearly the same signification as the French word *Désenfure*. The latter is, however, more particularly applied to the diminution of œdema or anasarca; the other, to the resolution of a tumour properly so called.

DEUNX. The ancient name of a weight of 11 ounces, supposing the pound to consist of 12.

DEURENS (FEBRIS), Causus.

DEUTERIA, from *deuteros*, 'the second.' Vogel has used this term for the symptoms produced by retention of the secundines. The word was also applied, by the Greeks, to a second or inferior wine.

DEUTERION, Secundines.

DEUTEROPATHIA, *Hysteropathi'a*, *Morbis secundarius*, from *deuteros*, 'the second,' and *pathos*, 'disease.' A secondary disease. One produced by another, and of which it is only, in some measure, symptomatic, or the sympathetic effect.

DEUTO, *deuteros*, 'second.' A prefix denoting two, or double,—as *deutoxide*, having two degrees of oxidation.

DEVELOPMENT, *Evolutio*, from (F.) *développer*, 'to unfold.' In Physiology, it means growth or increase; and in Pathology,

its signification is similar. By development of the pulse, e. g. is understood an increase in its strength and fulness. Diseases of development, *Morbi evolutivus*, are such as are peculiar to the period of growth.

DEVERTICULUM, Diverticulum.

DEVIATION, *Devatio*, from *de*, 'from,' and *via*, 'the way.' Out of the way. By this word is meant—a vicious curvature of the spine or other bones;—faulty direction of the teeth or other part;—the passage of blood, bile, urine, milk, &c. into vessels not natural to them.

DÉVIATION DES RÈGLES, Menstruation (Vicarious.)

DEVIL IN A BUSH, *Nigella*.

DEVIL BIT, *Veratrum viride*.

DEVIL'S BIT, *Aletris farinosa*, *Scabiosa succisa*.

DEVIL'S BITE, *Liatris*.

DEVIL'S DUNG, *Asafetida*.

DEVIRGINATIO, Defloration, Stuprum.

DEVOIEMENT, Diarrhœa.

DEWBERRY, AMERICAN, see *Rubus cæsius*—*d. Plant*, *Rubus cæsius*.

DEWCLAWS, *Crusta genu equinae*.

DEXIS, Degmus.

DEXOCARDIA; from *δεξις*, 'right,' and *καρδια*, 'the heart.' A case in which the heart is found to beat on the right side. It is met with occasionally in pleurisy and pneumothorax.

DEXTANS. A weight of 10 ounces, supposing the pound to consist of 12.

DEXTRIN, *Dextrine*, *British gum*, from *Dexter*, 'right-handed.' So called, from its refracting the rays, in the polarization of light more to the right hand than any substance known. A substance obtained by the continued action of diluted sulphuric acid upon starch at the boiling point. It is used in the treatment of fractures, by the "immovable apparatus." The bandages are soaked in a solution, in water, of the dextrine—previously moistened thoroughly with tincture of camphor, to prevent it from leaking when the water is added. The solution should be of the consistence of molasses.

DI, *di*, *dis*, 'bis, twice, double.' Hence, *Diærotus*, *Digasticus*, &c.

DIA, *dia*, in composition, 'through, asunder, out of, separated.' When prefixed to any therapeutic agent, it meant, in ancient pharmacy, a preparation into which that agent entered.

DIABEBOS, *Astragalus*, *Malleolus*.

DIABÈTE, *Diabetes*—*d. Chyluræ*, *Chyluria*—*d. Faux*, see *Diabetes*—*d. Insiptide*, see *Diabetes*—*d. Sures*, *Diabetes* (mellitus.)

DIABETE, *Diabete*, from *dia*, 'through,' and *βαυω*, 'I pass.' *Urinæ profusivum*, *Hyperdiuresis*, *Siphonuria*, *Urorrhagia*, *Polyuria*, *Hydrops ad matulam*, *H. Matellæ*, *Polyuræsis*, *Urozoemia*, *Ureorhæa*, *Dipsacos*, *Diarrhœa in Urinâ*, *D. urinosâ*, (F.) *Diabète*, *Flux d'Urine*. A disease, characterized by great augmentation and often manifest alteration in the secretion of urine; with excessive thirst, and progressive emaciation. Cullen has described two species:—*Diabetes insipidus* and *D. Mellitus*, (F.) *Diabète faux ou insipide*, *Diabète*; the former being, simply, a superabundant discharge of limpid urine, of its usual, urinary taste: the latter *D. Mellitus*, called, also, *Paruria Mellita*, *Diabetes Anglicus*, *D. verus*, *Meluria*, *Gluco-suria*, *Glycyrrhæa urinosâ*, *Urozoemia mellita*, *Saccharorrhæa urinosâ*, *Phthisuria*, *Uroph-*

thēsis, Tabes diuret'ica seu diabētica, Dyspepsia saccharig'ena, Apoceno'sis Diabētis Mellitus, Saccharine diabetes, (F.) Diabète sucré, Hyperurorrhée saccharine, Phthisurie sucrée,—falls under the definition given above. The quantity of urine, discharged in the 24 hours, is sometimes excessive, amounting to 30 pints and upwards; and each pint containing sometimes 2½ oz. of saccharine matter. This replaces the urea, which is not found in quantity in the urine of those labouring under diabetes. Where the disease is situate is not clear: The whole system of nutrition, however, seems to be morbidly implicated. A part of the urine must be formed at the expense of the system, as the egesta frequently far exceed the solid and liquid ingesta. On dissection, no morbid appearance is met with, sufficient to enable us to fix on the seat of this distressing affection.

All the remedies that have been tried have usually been found insufficient in *D. Mellitus*. *D. insipidus, Hyperurē'sis aquō'sis, Hydruria, Hydrurē'sis, Paruria incon'tinens aquō'sa, Diabētis spur'ius, Uorrhœa, Ureal Diabētis, (F.) Polyuria, Hyperurorrhée, Diabète insipide, Faux diabète,* which occurs in hysterical habits, and has; hence, been called *D. hyster'icus*, is of comparatively trifling moment. Exclusive diet, and attention to the state of the cutaneous transpiration, which have sometimes produced good effects in *D. Mellitus*, have most commonly failed.

DIABETES ANGLICUS, see Diabetes—*d. Chylusus, Chyluria—d. Insidus, see Diabetes—d. Lactea, Chyluria—d. Mellitus, see Diabetes—d. Spurius, see Diabetes—d. Ureal, see Diabetes—d. Verus, Diabetes (mellitus.)*

DIABETIC, *Diabēticus.* Same etymon. Relating to diabetes.

DIABOT'ANUM, from *δια*, and *βοτανη*, 'an herb.' A medicine, prepared with herbs.—Galen.

DIABROSIS, Erosion, Corrosion.

DIABRO'TICUS, from *δια*, and *βρωσκω*, 'I eat or corrode.' A substance, capable of causing erosion of the part to which it is applied. It ordinarily means a medicine, whose activity places it between escharotics and caustics. See Corrosive.

DIACAR'YON, from *δια*, and *καρυον*, 'a nut.' *Rob nucum.* The rob of nuts or of walnuts.

DIACASSIA CUM MANNĀ, *Confectio cassiæ.*

DIACATHOLICON, *Diacathol'icum*, from *δια*, and *καθολικος*, 'universal.' The name of a purge, so called from its general usefulness. It was an electuary, and composed of the pulp of cassia, tamarinds, leaves of senna, root of poly-pody, flowers of the violet, rhubarb root, aniseed, sugar, liquorice, and fennel.

DIACAUSIS, from *δανωω*, 'I burn.' Excessive heat. Over-heating.

DIACAUSTIC, *Diacaus'ticus.* Same etymon. That which is caustic by refraction; as a double convex lens, which has been sometimes used for cauterizing an ulcer by directing the sun's rays upon it.

DIACELTATESSON PARACELSI, *Pulvis Cornachini.*

DIACHALASIS, from *διαχਾਲω*, 'to be open or relaxed.' Hippocrates uses this word for fracture of the bones of the skull; or for relaxation and separation of the sutures, in con-

sequence of a wound of the head.—Hippocrates.

DIACHALCIT'EOS, from *δια*, and *χαλκίτις*, 'chalcitis or colcothar.' A plaster, whose composition is the same as that of the diaplama, except that, in place of the sulphate of zinc, a mixture of oil and colcothar is substituted.

DIACHEIRIS'MOS, *Diacheir'isis, Tractatio manua'ria*; from *δια*, and *χειρ*, 'the hand.' The preparation, administration, and dispensing of medicines.—Hippocrates.

DIACHORE'MA, *Diachore'sis*, from *διαχωρω*, 'I separate from.' Every kind of excreted matter and excretion; but more particularly the feces and alvine excretion.—Foesius, Goræus. See Excrement.

DIACHOREMA XYSMATODES, see Ramenta intestinorum.

DIACHORESIS, Excretion.

DIACHRISIS, Inunction.

DIACHRIST'A, from *δια*, and *χρυσ*, 'I anoint.' Medicines, applied as abstergents to the velum palati, the palate itself, the tongue, &c. Probably gargles.—Paulus of Ægina.

DIACHYLON, *Diach'ylum, Emp'astrum diach'ylon*, from *δια*, and *χυλος*, 'juice;' i. e. composed of juices. The plaster of this name was formerly made of certain juices. The term is now confined to the EMPLASTRUM PLUMBI of Lead Plaster.

DIACHYLON CUM GUMMI, *Emplastrum gummosum—d. Gommé, Emplastrum cum gummi-resinis—d. Gum, Emplastrum gummosum—d. Magnum cum gummi, Emplastrum galbani comp.—d. Simplex, Emplastrum plumbi—d. White, Emplastrum plumbi—d. Yellow, Emplastrum gummosum.*

DIACHYTICA, from *δια*, and *χυω*, 'I pour out.' Medicines which discuss tumours.

DIACINE'MA, from *δια*, and *κινω*, 'I move.' A slight dislocation.—Celsus, Galen. A subluxation.

DIACLASIS, Refraction.

DIACLYSIS, *Diaclys'mus*; from *δια*, and *κλυειν*, 'to wash out.' Rinsing or cleansing—especially of the mouth.

DIACLYSMA, Gargarism.

DIACOCYMELON, *Diaprunum.*

DIACODION, *Syrupus papaveris.*

DIACODIUM, *Confectio ex Capiti'bus Papaveris*; from *δια*, and *κωδις*, 'a poppyhead.' (F.) *Diacode.* The ancients had various forms for preparing it. The *Syrup of Poppies—Syrupus Papaveris* seu *Diacodion*—is now substituted for it.

DIACOPE, Abscission, Dissection, Inter-section.

DIACOP'E, *En'copē*, from *δια*, and *κοπτεν*, 'to cut.' A cut, incision, fissure, or longitudinal fracture. When used, since Galen, it generally signifies an oblique incision, made in the cranium by a sharp instrument, without the piece being removed. It is not now employed.

DIACOP'E CRANII, *Præcis'io seu Dissectio Cranii.* Opening the head; and separation of the bones of the cranium.

DIACOPRÆ'GIA, from *δια*, *κοπρε*, 'excrement,' and *αις*, *αιγος*, 'a goat.' A name given, in Blancard's Lexicon, to a medicine, composed of goat's dung, which the ancients praised in diseases of the spleen, parotids, &c.

DIACRISES; from *δια*, and *κριω*, 'I sepa-

rate.' A class of diseases characterized by alterations of secretion.—Gendrin.

DIACRITICA SIGNA. Same etymon. Signs by which one disease can be accurately discriminated from another:—*differential diagnosis*.

DIACYDONTES, Cydoniatum.

DIADEMA, *Fascia capitis, Redimiculum,* from $\delta\iota\alpha\delta\epsilon\omega$, (*dia*, and *dein*, 'to bind.') 'I surround.' A sort of bandage; advised in headache, in which relaxation of the sutures was adjoined.—Forestus.

DIADEXIS, *Diad'ochè, Metatopto'sis,* from $\delta\iota\alpha\delta\epsilon\chi\omicron\mu\alpha\iota$, (*dia*, and $\delta\epsilon\chi\omicron\mu\alpha\iota$, 'to take or receive.') 'I transfer.' 'I succeed to.' A transformation of a disease into another differing from the former both in its nature and seat.

DIADOCHÉ, Diadexis.

DIAD'OSIS, from $\delta\iota\alpha\delta\acute{\alpha}\delta\omega\mu\iota$, 'to distribute.' In some authors, it means the distribution of nutritive matter over the whole body,—in other words, *nutrition*; whilst, in others, it is synonymous with the remission or cessation of a disease.

DIÆD'US, from $\delta\iota$, 'double,' and $\alpha\iota\delta\iota\sigma\iota\varsigma$, 'the parts of generation.' A monster whose organs of generation and urinary bladder are double. It has only been observed in animals.

DIÆ'RESIS, from $\delta\iota\alpha\tau\epsilon\iota\omega$, *dia*, and $\alpha\iota\tau\epsilon\omega$, 'I take away,' 'I divide,' 'I separate.' A division or solution of continuity. A surgical operation, which consists in dividing any part of the body. *Hæmorrhag'ia per diæ'resin* is hemorrhage owing to separation or division of vessels.

DIÆRESIS ÛNGULÆ, Onychoptosis.

DIÆRETICUS, Caustic.

DIÆTA, Diet—d. Lactea, Galactodietæ.

DIÆTEMA, It has the same signification as diet, with most authors. Galen gives it a more extensive meaning; comprising, under it, what constitutes Hygiène.

DIÆTETICA, Dietetics.

DIAGNOSIS, *Digno'tio, Diagnostiè, De-prehens'io,* from $\delta\iota\alpha$, and $\gamma\iota\upsilon\sigma\kappa\alpha$, 'I know.' *Discrimination,* (F.) *Diagnose, Diagnostique.* That part of medicine whose object is the discrimination of diseases, the knowledge of the pathognomonic signs of each. It is one of the most important branches of general pathology.

DIAGNOSIS, DIFFERENTIAL, see *Diacritica signa*.

DIAGNOSTIC, *Discreti'vus, Diagnosticus;* same etymon. A symptom which is characteristic of a disease.

TO DIAGNOSTICATE,—sometimes "to diagnose." To discriminate one disease or phenomenon from another.

DIAGRYDIUM, *Convolvulus scammonia.*

DIAGRYDIUM CYDONIATUM, from *diagrydium*, 'scammony,' and *cydonium*, 'quince.' A pharmaceutical preparation, obtained by inspissating and drying, by means of heat, two parts of *scammony* and one of *quince juice*. It was formerly used as an energetic purgative.

DIAGRYDIUM GLYCERHIZA'TUM. An analogous preparation, containing extract of liquorice in place of quince juice.

DIAGRYDIUM SULPHURATUM. Scammony, which has been exposed to the vapour of burning sulphur. These *diagrydia* are not now used.

DIALEIPSIS, Apyrexia, Intermission.

DIALEIPYRA, Intermittent fever.

DIALEMMA, Apyrexia.

DIALEP'SIS, *Intercept'io,* from $\delta\iota\alpha\lambda\alpha\upsilon\beta\alpha\omega$, 'I intercept.'—Hippocrates employs this word for the interstices, or intervals, left between the turns of a bandage.

DIALIPSIS, Apyrexia, Intermissio.

DIALYSIS, *Dissolut'io,* from $\delta\iota\alpha$, and $\lambda\upsilon\sigma\iota\varsigma$, 'solution.' A dissolution or loss of strength. *Resolut'io virium.* Weakness of the limbs. Also, a solution of continuity.

DIAMANT, Diamond.

DIAMASTEMA, Masticatory.

DIAM'BRÆ SPE'CIÉS. A name given by the ancients to powders, one of which bore the name—*Species diam'bræ sinè odoratis*,—the other, that of *Species diam'bræ cum odoratis*. The former was composed of *cinnamon, angelica root, cloves, mace, nutmeg, galanga, cardamom,* and numerous other substances; the latter, besides, had *ambergis and musk*. These powders were used as tonics, in cases of debility of the stomach, and in certain nervous affections.

DIAMNES, Enuresis.

DIAMOND, *Ad'amas,* from α , privative, and $\delta\alpha\mu\alpha\omega$, 'I conquer.' 'Invincible,' (F.) *Diamant*. So called for its hardness. It is the most precious of all stones, and was formerly conceived to possess extraordinary cordial virtues.

DIAMORUM, *Rob ex moris,* from $\delta\iota\alpha$, and $\mu\alpha\epsilon\gamma\omicron\upsilon$, 'a mulberry.' An ancient syrup prepared with honey and mulberry juice.—It was employed as a gargle in sore throat.—Galen.

DIAMOTO'SIS, from $\mu\omicron\tau\omicron\varsigma$, 'charpie,' 'lint.' The introduction of lint into an ulcer or wound.

DIANA, Argentum.

DIANANCAS'MUS, from $\delta\iota\alpha$, and $\alpha\nu\alpha\gamma\alpha\kappa\alpha\omega$, 'I force.' Coaptation, reduction of a fractured or luxated limb.

DIANEMA, Imagination.

DIANTHUS CARYOPHYLLUS, from $\Delta\iota\epsilon$, 'Jove,' (?) $\alpha\nu\theta\omicron\varsigma$, 'flower,' and *caryophyllum*, 'the clove.' *Clove Pink*. Also called *Caryophyllum rubrum, Tu'nica, Tu'nica hortensis, T. rubra, Caryophyllum hortensis, Clove July flower, Gill's flower, Carnation.* Order, *Caryophyllæ.* (F.) *Æillet giroflée*. The flowers were once much used; but are now only employed in syrup, as a useful and pleasant vehicle for other medicines.

DIAPALMA, *Phanic'ium Emplas'trum.* A plaster composed of equal parts of *litharge, olive oil, azunge, water,* a certain quantity of *sulphate of zinc* dissolved in water, and *white wax*. It is classed amongst the topical, desiccative, emollient, resolvent, detergent, and cicatrizing medicines. Mixed with a quarter of its weight of *olive oil*, it acquires the consistence of an ointment, and forms the *Cerate of Diapalma*.

DIAPASMA, Catapasma.

DIAPEDE'SIS, *Transuda'tio, Persuda'tio, Persulta'tio,* from $\delta\iota\alpha\pi\epsilon\delta\omega$, 'I leap through.' Exhalation of blood, in the form of dew, at the surface of the skin, or of any membrane; *Sweating of blood,* (F.) *Sueur de Sang, Hæmorrhag'ia per diapedesin, Hæmatopedes'is, Hæmidros'is.*

DIAPENSIA CORTUSA, *Sanicula.*

DIAPEN'TES OR **DIAPENTE,** from $\delta\iota\alpha$, and $\pi\epsilon\pi\tau\eta$, 'five.' A medicine composed of five ingredients. See *Diatesaron*.

DIAPHENICON, *Diaphæ'nix, Medicamen'tum ex Pol'mulis,* from $\delta\iota\alpha$, and $\phi\omicron\iota\upsilon\iota\varsigma$, 'a date.' A drastic electuary, of which the date was the chief excipient.

DIAPHORESIS, from διαφθεῖν, (δία, and φθεῖν, 'I convey,') 'I dissipate.' A greater degree of perspiration than natural, but less than in sweating. Every kind of cutaneous evacuation.

DIAPHORETIC. Same etymon; *Diaphoreticus*, *Diaphoreticus*. A medicine which excites diaphoresis. Diaphoretics are very uncertain as a class. The following is a list of the most reputed:—Ammoniac Acetatis Liquor; Ammoniac Carbonas; Antimonialis pulvis; Antimonii et Potassæ Tartaras; Antimonii Sulphuretum præcipitatum; Asclepias tuberosa; Camphora; Contrayerva; Dulcamara; Eupatorium perfoliatum; Guaiaci Lignum; Guaiacum; Ipecacuanha; Mezereum; Opium, and its active principle Morphia; Sarsaparilla; Sassafras; Serpentina; Spiritus Ætheris Nitrici; Sulphur; Xanthoxylum; Caloric; Exercise, (active); and Friction.

The epithet *Diaphoretic* has also been given, by some, to continued fever, accompanied with constant perspiration.

DIAPHORETIC, MINERAL, Antimonium diaphoreticum.

DIAPHORETICUM JOVIALE, see Antihæctic.

DIAPHRAGM, *Diaphragma*, *Diaphragmatis*, *Respiratorium Ventris*, *Discretorium*, *Phrenes*, *Septum transversum*, *Discrimen Thoracis et Ventris*, *Disceptum*, *Cinctus*, *Diazoma*, *Præcinctus*, *Diazosma*, *Diazostra*, *Hypozocus*, *Hypozoma*, *Perizoma*, *Disseptum*, *Dissipium*, *Præcordia*, *Succinogens membra na vel muscululus*, *Succinetus*, *Succincura*, the *Midriff*, from δια, 'between,' and φρασσα, 'I close.' A large, azygous muscle; stretched transversely between the thoracic and abdominal cavities, which it separates from each other; tendinous in the centre; thin, almost circular, and unequally convex, upwards. It is fleshy at its circumference, which is attached to the cartilago ensiformis, to the last six ribs, to the aponeurosis stretched from the last rib to the transverse process of the first lumbar vertebra; and, lastly, to the bodies of the first three or four lumbar vertebrae. When it contracts, its fibres become straight, the chest is enlarged, and the abdomen diminished. It is then an inspiratory muscle. It may, also, diminish the capacity of the chest; and be an expiratory muscle. This muscle plays an important part in sighing, yawning, coughing, sneezing, laughing, sobbing, crying, hiccoughing, singing, vomiting, the excretion of the fæces and urine, the expulsion of the fetus, &c.

DIAPHRAGMA AURIS, see Tympanum—d. Cerebri, Tentorium—d. Narium, Septum narium—d. Ventriculorum lateraliū cerebri, Septum lucidum.

DIAPHRAGMALGIA, *Diaphragmalgia*, from διαφραγμα, 'the diaphragm,' and αλγος, 'pain.' Pain in the diaphragm.

DIAPHRAGMATALGIA, *Diaphragmalgia*.

DIAPHRAGMAT'IC, *Diaphragmat'icus*. Belonging to the diaphragm. A name given to several vessels and nerves.

DIAPHRAGMAT'IC OR PHRENIC ARTERIES.—These are distinguished into *superior* and *inferior*. The former, called, also, *supradiaphragmatic*, are two in number, one on each side. They arise from the internal mammary, and descend along the phrenic nerve, to be distributed on the upper surface of the diaphragm.

The latter, or *infradiaphragmatic*, are also two in number. They arise from the upper part of the abdominal aorta, or from the cœliac artery, and divide into two principal branches, which are distributed on the lower surface of the diaphragm and in its substance.

The *superior diaphragmatic veins* follow the same course as the arteries, and empty themselves—the *right*, into the vena cava superior; the *left*, into the corresponding subclavian vein. The two *inferior diaphragmatic veins* open into the vena cava inferior.

DIAPHRAGMAT'IC HERNIA, *Phrenic Hernia*, *Diaphragmatocele*. The abdominal viscera are occasionally protruded through the diaphragm, either through some of the natural apertures in the muscle; or through deficiencies, or wounds, or lacerations in it.

DIAPHRAGMAT'IC OR PHRENIC NERVES are two in number; one on the left side, the other on the right. They arise from the second and third nerves of the cervical plexus, about the middle of the neck. They receive two or three filaments from the brachial plexus, after which they descend into the chest at the sides of the pericardium, and are distributed on the diaphragm.

DIAPHRAGMAT'IC PLEXUSES are two in number; one right, and the other left. They arise from the upper part of the solar plexus, by a small number of branches, which are distributed to the diaphragm, following exactly the branches of the inferior diaphragmatic arteries.

DIAPHRAGMAT'IC RING, (F.) *Anneau diaphragmatique* of Chaussieur, is a name given to the irregularly quadrilateral aperture, by which the vena cava inferior passes through the diaphragm.

DIAPHRAGMATITIS, *Diaphragmitis*.

DIAPHRAGMATOCELE, see Hernia.

DIAPHRAGMAT'IS, from διαφραγμα, 'the diaphragm,' and *itis*, a suffix denoting inflammation. *Diaphragmat'itis*, *Inflammatio septi transversi*, *Paraphrenit'itis*, *Empresma Pleurit'itis Diaphragmatica*, *Paraphren'isis Diaphragmatica*, *Inflammation of the Diaphragm*. The terms, *Paraphrenit'itis* and *Paraphren'isis* have been obtained from the Peripatetic philosophy, which supposed the seat of the φωνη or soul to be the præcordia. The essential symptoms of diaphragmitis are:—painful constriction around the præcordia, with small, quick, laborious breathing. It is a rare disease.

DIAPHRATTON HYMEN, *Mediastinum—d. Membrana, Mediastinum*.

DIAPHRAXIS, *Diaphragm*.

DIAPH'THORA, *Destructio*, from δια and φθειν, 'to corrupt.' Corruption in general; more especially corruption of the fœtus in utero.—Hippocr. Also, corruption of the blood in the stomach.—Galen. See Abortion.

DIAPHYLACTIC, *Prophylactic*.

DIAPH'YSIS, from διαγω, 'I rise between.' *Interstitium*, *Discriminatio*: 'an interstice, interval, division.' Any thing that separates two bodies. Also, the middle part or body of a long bone, *Corpus Ossis*. One of the ligaments of the knee.—Hippocrates, Paré.

DIA'PIA. Some lexicographers use this word synonymously with DIAPYOSIS or SUPPURATION, others have employed it in opposition to ΜΡΟΪΑ.

DIAPLASIS, *Conformation, Reduction*.

DIAPLASMUS, *Conformation, Reduction*.

DIAPNEUSIS, Perspiration.

DIAPNOE, Perspiration.

DIAPNŒA, Perspiration.

DIAPNOGENOUS APPARATUS, see Perspiration.

DIAPNOICUS, Diaphoretic.

DIAPOREMA. Anxiety, jactitation, from *διπορεῖν*, 'I doubt.'

DIAPRUNUM, *Diacoecymelon*. A purgative electuary, of which the pulps of prunes and rhubarb formed the basis. By adding to the *diaprunum simplex* a 24th part of powdered scammony, the *Diaprunum resolutivum* seu *compositum* was formed. It was more active than the former.

DIAPYEMA, Empyema, Suppuration.

DIAPYESIS, Suppuration—d. Oculi, Hypopyon.

DIAPYETICA, *Dyapy mata*, from *διπυνημα*, *διπυνησις*, (*δια*, and *πυον*, 'pus,') 'suppuration.' Medicines which promote suppuration.

DIAPYETICUS, Suppurative.

DIARŒMIA. (F.) *Diarrémie*, from *δια*, 'through,' *ρεω*, 'I flow,' and *αιμα*, 'blood.' A pathological condition, said to be common in sheep, in which the globules of the blood are diminished in quantity; the blood itself thinner, and transuding through the coats of the vessels into the cavities.—Delafore.

DIARŒMIE, Diarræmia.

DIARIA, Ephemera.

DIARRHAGE, Fracture.

DIARRHŒA, from *δια*, 'through,' and *ρεω*, 'I flow.' *Enterorrhœa*, *Incontinentia alvi*, *Alvi profusivium*, *A. fluxus aquosus*, *Ventris profusivium*, *Coliorrhœa*, *Colicolysis*, *Alvus cita*, *Cacatoria*, *Coprorrhœa*, *Catarhus intestinalis*, *Alvi fluxus*, *Rheuma*, *Epyphora Alvi*, *Fluxus alvini*, *Laxitas alvi*, *Defluatio*, *Lax*, *Looseness*, (F.) *Diarrhée*, *Dévolement*, *Catarrhe intestinal*, *Flux de Ventre*, *Cours de Ventre*, *Courante*. A disease characterized by frequent liquid alvine evacuations, and generally owing to inflammation or irritation of the mucous membrane of the intestines. It is commonly caused by errors in regimen, the use of food noxious by its quality or quantity, &c., constituting the *Diarrhœa stercora'ria*, *D. Crofulosa* of writers. It may be acute or chronic. Many varieties have been made by some nosologists—e. g. mucous,—*Diarrhœa mucosa*, *Blennoche'zia*, *Blennoche'zia*; bilious,—*Ileo-cholo'sis*, *Diarrhœa biliosa*; serous,—*Hydroche'zia*, *Hydrodiarrhœa*, *Orrhœche'zia*; dependent upon the matters evacuated. Diarrhœa requires different treatment, according to its nature. If caused, as it often is, by improper matters in the intestinal canal, these must be evacuated; and the astringent plan of treatment must not be adopted, unless the discharges seem kept up by irritability of the intestines, or unless they are colliquative. The indiscriminate use of astringents is to be deprecated.

A very fatal diarrhœa prevails amongst the native inhabitants of India, to which Mr. Tytler has given the name *Diarrhœa hæctica*, because, like hectic fever, it seems to obtain habitual possession of the constitution, to operate upon it with scarcely any perceptible intermission, and, in general, to defy the most powerful remedies.

DIARRHŒA ADIPOSA, *Gras-fondure*—d. cum *Apepsia*, *Lientery*—d. *Arthritica*, *Celiagra*—d. *Biliosa*, see *Diarrhœa*—d. *Carnosa*, *Dysentery*—d. *Chylosa*, *Cœlic flux*—d. *Chymosa*,

Cœlic flux—d. *Crapulosa*, see *Diarrhœa*—d. *Cruenta*, *Hæmatochezia*—d. *Dyspeptica*, *Lientery*—d. *Hepatica*, *Hepatirrhœa*—d. *Ingestorum*, *Lientery*—d. *Lienteria*, *Lientery*—d. *Mucosa*, see *Diarrhœa*—d. *Purulenta*, *Pyochezia*—d. *Sanguinolenta*, *Hæmatochezia*—d. *Stercoraria*, see *Diarrhœa*—d. in *Urina*, *Djabetes*—d. *Urinosa*, *Diabetes*.

DIARRHOÏS/CHESIS, from *Diarrhœa*, and *αρεσις*, 'arrest.' Arrest of a diarrhœa.

DIARTHRO'DIAL, *Diarthrodialis*. Relating to diarthroses or movable articulations, as *diarthro'dial articulation*. *Diarthro'dial cartilages* or *incrusting cartilages* are the cartilages which invest the articular extremities of bones.

DIARTHRO'SIS, from *διασχωω*, (*δια*, and *σχωω*), 'I separate the limbs,' 'I articulate.' *Dearticulatio*, *Proarthrosis*, *Aparthrosis*, *Abarticulatio*, *Coarticulatio*, *Perarticulatio*, *Rota'tio*, (F.) *Embo'ture*. A movable articulation. One which permits the bones to move freely on each other in every direction, as in the case of the shoulder joint.

DIASATYRION, from *δια*, and *σατυριον*, 'the orchis mascula.' An electuary, of which this plant formed the basis. (?)—Myrepsus. The ancients attributed to it the faculty of exciting the organs of generation.

DIASCINCI ANTIDOTUS, Mithridate.

DIASCOR'DIUM, from *δια*, and *σκοριον*, 'the water germander.' An electuary, so called because this plant entered into its composition. The Parisian codex has a formula for its preparation, under the title, *Electuarium opiatum astrigen's vel diascor'dium*. (R. fol. scord. ʒiiss, rosar. rubr., bistort. rad., gentiana, tormentilla, sem. berber. aa ʒss, zingib., piper. long. aa ʒij, cassia lignea, cinnamom., dictamn. Cretens., styrac. calamit., galban., gum. acacia aa ʒss. bol. oriental. præpar. ʒij, extract. vinos. opi. ʒij, mel. rosat. præp. ʒij, vin. hispan. Bss: fiat electuarium.) In place of the *styrac. calamita*, the balsam of tolu or benjamin may be used. The opium is, in this preparation, in the proportion of 1 to 184. The diascordium is employed in diarrhœa and dysentery, as a tonic, stomachic, and astringent. The common dose is from a scruple to a drachm and a half. See *Pulvis cretæ compositus*.

DIASOSTIC, Prophylactic.

DIASPASIS, Divulsiō.

DIASPERMATON. The ancient name of two cataplasms, composed of seed.—Galen, Paulus.

DIASPHYXIS, Pulse. Also, a violent beat of the pulse.

DIASTALTICUS, Diastolic.

DIASTASŒMIA, (F.) *Diastasémie*, from *διασταισις*, 'separation,' and *αιμα*, 'blood.' A pathological condition, characterized by a separation of the elements of the blood globules;—the fibrin and albumen separating also from the colouring matter, whilst the fibrin attaches itself to the valves of the heart.—Delafore.

DIASTASE. Same etymon as the next but one. A vegetable principle, allied in its general properties to gluten, which appears in the germination of barley and other seeds, and, by its presence, converts their starch into sugar and gum.

DIASTASŒMIE, Diastasæmia.

DIAS'TASIS, from *δια*, and *στημι*, 'to place,'

'separation,' 'distance.' *Diastema, Dissidentia.* A separation of bones, and particularly of the bones of the cranium, from each other; of the radius from the ulna, and the fibula from the tibia. The ancients used this word to designate the three dimensions of the body,—length, breadth, and thickness; for the interval separating the patient from the physician; the swelling of varicose veins; the time at which some change occurred in disease, &c.

DIASTEMA, Diastasis, Interstice.

DIASTEMATÉLYTRIA, from *διαστημα*, 'interstice,' and *ελυτρον*, 'vagina.' An organic deviation, characterized by a longitudinal division or fissure of the vagina.—Breschet.

DIASTEMATENCEPHALIA, from *διαστημα*, and *εγκεφαλος*, 'the brain.' An organic deviation, consisting in a longitudinal division of the brain.—Breschet.

DIASTEMA'TIA, from *διαστημα*. A term employed by Breschet for an organic deviation, characterized by the presence of a fissure in the mesial line of the body.

DIASTEMATOCALYIA, from *διαστημα*, and *καυλος*, 'trunk.' An organic deviation, characterized by a longitudinal division of the trunk.

DIASTEMATOCHEILIA, from *διαστημα*, and *χειλος*, 'the lip.' An organic deviation, consisting in a longitudinal division or fissure of the lip.

DIASTEMATOCRANIA, from *διαστημα*, and *κρανιον*, 'the cranium.' An organic deviation, consisting in a longitudinal deviation of the cranium.

DIASTEMATOCYSTIA, from *διαστημα*, and *κυστις*, 'bladder.' An organic deviation, characterized by a longitudinal division of the urinary bladder.

DIASTEMATOGASTRIA, from *διαστημα*, and *γαστηρ*, 'the stomach.' An organic deviation, characterized by a longitudinal division of the stomach.

DIASTEMATOGLOSSIA, from *διαστημα*, and *γλωσσα*, 'tongue.' An organic deviation, characterized by a longitudinal division or fissure of the tongue.

DIASTEMATOGNATHIA, from *διαστημα*, and *γναθος*, 'jaw.' An organic deviation, characterized by a longitudinal division of the jaw.

DIASTEMATOMETRIA, from *διαστημα*, and *μητρα*, 'womb.' An organic deviation, characterized by a longitudinal division or fissure of the womb.

DIASTEMATOPYELIA, from *διαστημα*, and *πελος*, 'pelvis.' An organic deviation, characterized by a longitudinal division or fissure of the pelvis.

DIASTEMATORACHIA, from *διαστημα*, and *ραχις*, 'spine.' An organic deviation, characterized by a longitudinal division or fissure of the spine.

DIASTEMATORHINIA, from *διαστημα*, and *ρις*, 'the nose.' An organic deviation, characterized by a longitudinal division of the nose.

DIASTEMATOSTAPHYLIA, from *διαστημα*, and *σταφυλη*, 'uvula.' An organic deviation, characterized by a longitudinal division of the uvula.

DIASTEMATOSTERNIA, from *διαστημα*, and *στερνον*, 'the sternum.' An organic deviation, characterized by a longitudinal division of the sternum.

DIASTEMENTERIA, from *διαστημα*, and

εντερον, 'intestine.' An organic deviation, characterized by a longitudinal division of the intestine.

DIAS'TOLE, from *διαστέλλω*, (*δια* and *στέλλω*, 'I send,') 'I dilate,' 'I open.' *Relaxatio seu Remissio cordis et arteriarum.* Dilatation of the heart and arteries, when the blood enters their cavities. It is the opposite movement to *systole*, in which the heart and arteries contract to send forth the blood. *Diastole* and *systole* are, consequently, successive movements. *Diastole, Motus cordis diastalticus*, occurs simultaneously in the two ventricles. The almost inappreciable time, which elapses between the diastole and systole has been called *persys'tole*, and that which succeeds to the diastole; *peridia'stole*. When we speak of the contraction or *systole* of the heart, as well as of its *diastole* or *dilatation*, we mean that of the ventricles. This dilatation is active.

DIAS'TOLEUS, Dilator.

DIAS'TOLIC, *Diastalticus, Diastalticus*; same etymon. Belonging to the diastole of the heart—as 'diastolic impulse of the heart.'

DIAS'TOLIC IMPULSE OF THE HEART, see Impulse, diastolic.

DIAS'TOMOTRIS, from *διαστομου*, (*δια*, and *στομα*, 'mouth,') 'I dilate an aperture.' Dilating instruments, such as the different kinds of specula for the mouth, anus, vagina, &c.

DIAS'TREMA, Distortion, Perversion, Sprain.

DIAS'TROPHE, Distortion, Perversion, Sprain.

DIAS'TASIS, *Distensio*, from *διατενω*, (*δια*, and *τεινω*, 'I stretch,') 'I distend.' *Tension.* The reduction of a fracture by extension and counter-extension.

DIATES'SARON, from *δια*, and *τεσσαρες*, 'four.' An electuary, into the composition of which entered four medicines; viz. the roots of *gentian* and *aristobochia rotunda*; and *bay-berries*, each ξij , *honey* libj . The whole was incorporated with *extract of juniper*. The *diapentes* is nothing more than this electuary, mixed with two ounces of *ivory shavings*. The *diatessaron* is tonic, and it was formerly employed in cases of stings and bites of venomous animals. It was regarded as emmenagogue, alexiterial, and alexipharmic.

DIATHESIS, from *διατιθημι*, (*δια*, and *τιθημι*, 'to place,') 'I dispose.' Disposition, constitution, affection of the body: predisposition to certain diseases rather than to others;—(F.) *Imminence morbide*. The principal diatheses, mentioned by authors, are the *cancerous*, *scrofulous*, *scorbutic*, *rheumatic*, *gouty* and *calculus*.

DIATHESIS HÆMORRHOIDALIS, see Hemorrhoids—d. Hemorrhagic, Hematophilia—d. Nervosa, Nervous diathesis—d. Sthenica, Sthenia.

DIATRAGACANTHUS. A powder composed of *gum tragacanth*, ξij . *gum Arabic*, ξj and ξij , *starch*, ξss , *liquorice*, ξij ; as much of the seed of the melon and white poppy; seeds of the water-melon, cucumber, and gourd, and sugar candy ξij . It was used as a demulcent.

DIATRÉSIS, Perforation.

DIATRIMMA, Chafing.

DIATRIMSANTALON, see Diatrion.

DIATRION, *Diatrium*, from *δια*, and *τρις*, 'three.' A medicine composed of three ingredients. There were formerly two kinds. The first was called *Diatrium Piperisum species*,

and was formed of *black and long pepper, aniseed, thyme, and ginger*. It was highly stimulating. The second species was known under the name, *Diatrinsan'talon, Diatri'um Santalo'rum pulvis, or Powder of the three Sanders*. They were considered diaphoretic.

DIATRITA'RIL. The *Methodists* were so called, who pretended to cure all diseases by subjecting the patients to treatment every third day.

DIATRITOS. Relating to every third day. A means used by the *Methodists* to cure disease.

DIAZOMA, Diaphragm.

DIAZOSMA, Diaphragm.

DIAZOSTER, from *διαζωννμι* (*διαζ*, and *ζωννμι*, 'to gird,') 'I surround.' The twelfth vertebra of the back, because it corresponds to the girdle, *ζωστήρ*.

DIAZOSTRA, Diaphragm.

DICEPHALIUM, Bicephalium.

DICEPH'ALUS, *Biceph'alus, Derod'yimus et Iod'yimus, Janus*, from *δι*, 'double,' and *κεφαλή*, 'head.' A monster with two heads.

DICERAS RUDE, *Ditrachyceras rudis*, see *Worms*.

DICHAL'CON. A weight, equal to a third part of the obolus.

DICHOPHY'IA, from *διγχι*, 'double,' and *φυω*, 'I grow.' A disease of the hairs, in which they split and grow forked.

DICHROMOS, *Verbena officinalis*.

DICLARIA, Medicine, legal.

DICLIDOSTO'SIS, from *δικλις*, 'a double door,' and *οστώσις*, 'ossification.' Ossification of valves—as of the heart.

DICLIS, Valve.

DICORYPHUS, *Dicranus*: from *δι*, 'double,' and *κορυφή*, 'the crown of the head.' A monster with a double vertex or cranium.

DICORYPHUS *Dihypogastrius*, Hemipages.

DICRANUS, *Dicoryphus*.

DICR'OTUS, *Bisfer'iens*, from *δις*, 'twice,' and *κρούω*, 'I strike.' An epithet given to the pulse, when it seems to beat twice as fast as usual. It is synonymous with the term, *rebounding pulse*,—the artery rebounding after striking, so as to convey the sensation of a double pulsation. It has been considered, and with truth, to frequently foretell hemorrhage. In bad cases of typhus, it certainly announces such a tendency.

DICTAMNE, *Dictamnus albus*—*d. de Crète*, *Origanum dictamnus*.

DICTAM'NUS ALBUS; from *Dictamnus*, a town in Crete; *White Frazinella*, or *Bastard Dittany, Frazinella*, (F.) *Dictamne, Frazinelle*. The fresh root has been considered nervine, anthelmintic, and emmenagogue. It is not used.

DICTAMNUS CR'ETICUS, *Origanum dictamnus*.

DICTYITIS, Retinitis.

DICTYON, Rete.

DIDELPHYS, *Dihysteria*.

DIDYMAL'GIA, from *διδυμοι*, 'the testicles,' and *αλγος*, 'pain.' Pain in the testicles.

DIDYMIS, Epididymis.

DIDYMIFIS, *Hernia humoralis*.

DIDYMOS, Gemellus.

DIDYMUS, Testicle—*d. Symphyogastrius, Gastrodidymus*—*d. Symphyohypogastricus, Hypogastrodidymus*—*d. Symphyoperinæus, Pygoididymus*—*d. Symphyothoracogastrius, Thoracogastrodidymus*.

DIECBOL'ION, from *δια*, and *εκαλλω*, 'I cast out.' A name given, by the ancients, to a remedy which they believed capable of producing abortion.

DIERENBACH; MINERAL WATERS OF. *Dierenbach* is a city in Bavaria, two leagues from which is a sulphurous spring.

DIES, He'mera. *A day*: (F.) *Jour*. The day is, properly, the period during which the solar light illumines our horizon: but commonly, also, we designate by the word *day* the period of 24 hours or *Nycthe'meron*, which is frequently divided into four parts—morning, midday, evening, and midnight. In antiquity, great importance was attached to the observation of days in disease. The medical day is usually reckoned at 24 hours; universally in estimating the duration of a disease. In parts of the United States, it comprises only the time when the sun is above the horizon, as regards the administration of medicine. If a medicine be ordered to be taken four times a day, it is understood to mean during the 12 hours of day.

DIES CANICULARES, see *Canicula*—*d. Contemplabiles, Critical days*—*d. Contemplantes, Indicating days*—*d. Critici, Critical days*—*d. Decretorii, Critical days*—*d. Indicantes, Indicating days*—*d. Indicatorii, Indicating days*—*d. Indices, Indicating days*—*d. Internuntii, Critical days*—*d. Judicatorii, Critical days*—*d. Radales, Critical days*.

DIET, Diæ'ta, Diæ'te'ma, Ratio victûs. Originally, this word signified nearly the same thing as *Hygiène* and *Regimen*, that is, Diet was the employment of every thing necessary for the preservation of health and life. At the present day, it signifies a particular kind of food, and at times, a privation of food and drink;—abstinence. To put any one upon diet, (F.) *Mettre quelqu'un à la diète*, means to deprive him of his usual nourishment:—*milk diet*, means a diet of milk, &c. See *Aliment, Dietetics, Hygiene* and *Regimen*.

DIET SCALE. Every well regulated hospital has certain dietetic regulations. The following *Table of Dietary* shows the particular regimen selected for the sick, in certain hospitals.

**DIET-TABLE OF DIFFERENT HOSPITALS OF GREAT BRITAIN, IRELAND
AND THE UNITED STATES.**

1. ENGLAND.

LONDON HOSPITALS.

1. London Hospital.

	COMMON DIET.	MIDDLE DIET.	LOW DIET.	MILK DIET.
<i>Per day</i>	12 oz. Bread.		8 oz. Bread.	12 oz. Bread.
<i>Breakfast</i>	1 pint Porter, <i>Men.</i>			
	$\frac{1}{2}$ pint do., <i>Women.</i>			
	Gruel.		Gruel.	Gruel.
<i>Dinner</i>	8 oz. Beef, with Potatoes, thrice a week.	The same, except that 4 oz. of Meat shall be given instead of 8 oz.		
	8 oz. Mutton, with Potatoes, twice a week.		Broth.	1 pint Milk.
<i>Supper</i>	8 oz. Potatoes and Soup, with vegetables, twice a week.		Gruel or Broth.	1 pint Milk.
	1 pint of Broth.			

2. St. Bartholomew's Hospital.

	COMMON DIET.	BROTH DIET.	THIN OR FEVER DIET.	MILK DIET.
<i>Daily</i>	Milk Porridge.		Milk Porridge.	Milk Porridge.
	12 oz. Bread.		12 oz. Bread.	12 oz. Bread.
	6 oz. Mutton or Beef		1 pint of Milk, with Tapioca, Arrow-root, Sago, or Rice, as may be prescribed.	2 pts. Milk, with Tapioca, Arrow-root, Sago, or Rice, as may be prescribed.
	1 pint Broth [with Peas or Potatoes, 4 times a week.]	Milk Porridge.	Barley water.	Barley water.
	2 pints Beer, <i>Men.</i>	12 oz. Bread.		1 oz. Butter.
	1 pint, <i>Women.</i>	2 pints Broth.		Bread Pudding, three times a week, when ordered.
	1 oz. Butter, twice a week.	1 pint Beer.		
		1 oz. Butter.		

3. St. Thomas's Hospital.

	FULL DIET.	MILK DIET.	DRY DIET.	FEVER DIET.
<i>Daily</i>	2 pints Beer; 14 oz. Bread.	12 oz. Bread.	14 oz. Bread, 2 pints Beer.	12 oz. Bread; two pints Beer.
<i>Breakfast</i>	Water Gruel.	1 pint Milk.	Water Gruel.	Water Gruel.
	$\frac{1}{2}$ lb. of Beef, when dressed, twice a week; 4 oz. Butter, or 6 oz. of Cheese, thrice a week; $\frac{1}{2}$ lb. Mutton, when boiled, thrice a week.	1 pint Milk, 4 times a week.	4 oz. Butter, 4 times a week; Rice Pudding and 4 oz. of Butter, three times a week.	$\frac{3}{4}$ lb. Beef, for tea.
<i>Dinner</i>		Rice Pudding, thrice a week.		
<i>Supper</i>	1 pt. Broth, 4 times a week.	1 pint Milk.		

4. St. George's Hospital.

	EXTRA DIET.	ORDINARY DIET.	FISH DIET.	FEVER DIET.	BROTH DIET.	MILK DIET.
<i>Daily</i> ...	12 oz. Bread. <i>Men.</i>	12 oz. Bread.	12 oz. Bread.	12 oz. Bread.	12 oz. Bread.	12 oz. Bread.
	2 pints Beer. <i>Women.</i>	1 pint Beer.		Barley Water <i>ad libitum.</i>		
<i>Breakfast</i>	1 $\frac{1}{2}$ pints Beer.	1 pint Tea.	1 pint Tea.	1 pint Tea.	1 pint Tea.	1 pint Tea.
	1 pint Milk.	$\frac{1}{2}$ pint Milk.	$\frac{1}{2}$ pint Milk.	$\frac{1}{2}$ pint Milk.	$\frac{1}{2}$ pint Milk.	$\frac{1}{2}$ pint Milk.
<i>Dinner</i> ..	12 oz. Meat, roasted (weighed with the bone before it is dressed) four days,—boiled; three days. $\frac{1}{2}$ lb. Potatoes.	One-half of the meat allowed for extra diet.	4 oz. of plain boiled white fish (as Whiting, Plaice, Flounders, or Haddock.)	Arrow-root, &c., must be specially directed.	1 pint Broth; 6 oz. light Pudding.	1 $\frac{1}{2}$ pints Rice Milk four days.
		$\frac{1}{2}$ lb. Potatoes.				$\frac{1}{2}$ lb. Bread or Rice Pudding three days.
<i>Supper</i> ..	1 pint Gruel.	1 pint Gruel.	1 pint Gruel.	1 pint Tea.	1 pint Gruel.	$\frac{1}{2}$ pint Milk.
	$\frac{1}{2}$ pint Milk.	$\frac{1}{2}$ pint Milk.	$\frac{1}{2}$ pint Milk.	$\frac{1}{2}$ pint Milk.	$\frac{1}{2}$ pint Milk.	

5. *Guy's Hospital.*

	FULL DIET.	MIDDLE DIET.	LOW DIET.	MILK DIET.	FEVER DIET.
<i>Daily</i>	14 oz. Bread.	12 oz. Bread.	12 oz. Bread.	12 oz. Bread.	6 oz. Bread.
	1½ oz. Butter.	1½ oz. Butter.	1 oz. Butter.	1 oz. Butter.	1 oz. Butter.
	1 qt. Table Beer	1 pt. Table Beer.	Tea and Sugar.	2 pints Milk.	Tea and Sugar.
	8 oz. Meat, when dressed.	4 oz. Meat, when dressed, and ½ pint Broth.	Half a pound of Beef, (for Beef-tea,) or Arrow-root or Sago, when ordered.		
For each diet, Gruel or Barley-water, as required.					

6. *Westminster Hospital.*

	FULL DIET.	MIDDLE DIET.	LOW DIET.		SPOON, OR FEVER DIET.	INCURABLES' DIET.
			<i>Fixed.</i>	<i>Casual.</i>		
<i>Daily</i>	14 oz. Bread.	10 oz. Bread.	½ lb. Bread.	—	¾ lb. Bread.	¾ lb. Bread. ¾ lb. Meat. ¾ lb. Potatoes. ½ pint Milk. 1 pint Porter.
<i>Breakfast</i> }	1 pint Milk Porridge, or Rice Gruel.	1 pint Milk Porridge, or thin Gruel.	1 pint Tea, with Sugar and Milk.	—	1 pint of Tea, with Sugar and Milk.	
<i>Dinner</i> .. }	½ lb. Meat, roasted, boiled, or chops. ¾ lb. of Potatoes.	½ lb. Meat, roasted, boiled, or chops. ¾ lb. of Potatoes	No fixed Diet for Dinner.	1 pint Broth, or ½ lb. of Bread, or Rice Pudding, or 1 pt. Beef Tea, or a Chop, or Fish.	Barley Water.	
<i>Supper</i> .. }	1 pint Milk Porridge, or Rice Gruel.	1 pint Milk Porridge or thin Gruel.	1 pint Tea, with Sugar and Milk.	—	1 pint of Tea, with Sugar and Milk.	

7. *Middlesex Hospital.*

	DIÆTA CARNIS, OR MEAT DIET.	DIÆTA JUSCULI, OR SOUP DIET.	DIÆTA LACTIS, OR MILK DIET.	DIÆTA SIMPLEX, OR SIMPLE DIET.	CANCER DIET.
<i>Daily</i>	12 oz. Bread.	12 oz. Bread.	12 oz. Bread.	6 oz. Bread.	12 oz. Bread. ½ lb. Meat. ½ lb. Potatoes. 1 pint Milk.
<i>Breakfast</i>	1 pint Milk.	1 pint Milk.	1 pint milk.	1 pint Barley water.	
<i>Dinner</i>	<i>Physician's Patients.</i> ½ lb. Potatoes, 4 oz. dressed meat (beef or mutton,) roast and boiled alternately, 4 days. 4 oz. Meat in Soup, 3 days.	1 pint Soup made with 4 oz. Beef, alternately with 1 pint of Broth with Barley.	½ pint Milk with Rice-pudding, 4 days, and with Batter-pudding, 3 days.	1 pint Gruel.	
<i>Supper</i>	<i>Surgeon's Patients.</i> ¾ lb. Potatoes, 4 oz. dressed meat (beef or mutton,) roast and boiled alternately. 1 pint Gruel alternately, with 1 pint of Barley-water.	1 pint Gruel.	½ pint Milk or 1 pint Gruel.	1 pint Gruel or Barley-water.	

8. *North London Hospital.*

	FULL DIET.	MIDDLE DIET.	LOW DIET.	MILK DIET.
<i>Daily</i>	16 oz. Bread. ½ pint Milk. ½ lb. Meat and ½ lb. Potatoes 4 days. 1 pint Soup or Rice 3 days.	16 oz. Bread. ½ pint Milk. 1. pint Soup or Rice.	8 oz. Bread. ½ pint Milk. Oatmeal for Gruel.	17 oz. Bread. 2 pints Milk.

9. King's College Hospital.

	FULL DIET.	MIDDLE DIET.	MILK DIET.	LOW DIET.	FEVER DIET.
Daily.....	1 pint Beer, or $\frac{1}{2}$ pint Porter. 14 oz. Bread.	14 oz. Bread.	1 lb. Bread.	8 oz. Bread.	—
Breakfast..	1 pint Milk Porridge.	1 pint Milk Porridge.	1 pint Milk.	1 pint Gruel.	1 pint Gruel.
Dinner.....	$\frac{1}{2}$ lb. Meat. $\frac{1}{2}$ lb. Potatoes.	$\frac{1}{2}$ lb. Meat. $\frac{1}{2}$ lb. Potatoes.	1 pint Milk.	1 pint Broth.	2 pints Barley Water.
Supper....	1 pint Milk Porridge.	1 pint Milk Porridge.	1 pint Gruel.	1 pint Milk Porridge.	1 pint Milk Porridge.

10. Dreadnought Hospital Ship.

	FULL DIET.	ORDINARY DIET.	LOW DIET.	MILK DIET.	FEVER DIET.
Breakfast.	1 pint Tea. 1 lb. Bread. $\frac{1}{2}$ lb. Meat.	Ditto. Ditto. $\frac{1}{2}$ lb. Meat.	Ditto. $\frac{1}{2}$ lb. Bread.	Ditto. 1 lb. Bread.	Ditto.
Dinner....	$\frac{1}{2}$ lb. Potatoes. 2 pints Beer, (if ordered.)	$\frac{1}{2}$ lb. Potatoes. 1 pint Beer, (if ordered.)	1 pint of Beef Tea.	1 pint Milk.	Gruel.
Supper....	1 pint Broth.	1 pint Broth or Gruel.	1 pint Gruel or Milk, (if ordered.)	1 pint Milk.	Gruel or Barley-Water.

HOSPITALS.	ORDINARY DIET.	LOW DIET.
LIVERPOOL.	<p><i>Breakfast.</i>—A pint of milk porridge, breaded every morning.</p> <p><i>Dinner.</i>—(1, 5, 7*)—Boiled beef and vegetables—(2)—Rice, milk, and bread.—(3)—Stewed beef and potatoes.—(4)—Pea soup and bread.—(6)—Ale, gruel, and bread.</p> <p><i>Supper.</i>—A pint of broth and bread on Sunday and Thursday. A pint of milk and bread on the other days.</p> <p>FULL DIET.—The same as the ordinary diet.</p>	<p>Consists throughout the day of milk porridge, common batter, or rice pudding.</p> <p>The ale and beer are bought.</p>
BRISTOL.	<p><i>Breakfast.</i>—On Sunday, Tuesday, Thursday, and Saturday, milk porridge; Monday, Wednesday, and Friday, meat broth; 12 oz. of bread on meat days; 14 oz. on the other days.</p> <p><i>Dinner.</i>—(1, 3, 5)—Three-fourths of a pound of meat, with vegetables; two pints of beer daily.—(2, 4, 6, 7)—A pint of gruel or pap.</p> <p><i>Supper.</i>—A wine pint of gruel of meal broth, on Sunday; 2 oz. of cheese for the men, one fourth of an oz. of butter for the women, on Monday, Wednesday, Friday, and Saturday.</p> <p>FULL DIET.—The patients have meat every day.</p>	<p><i>Breakfast.</i>—A wine quart of milk porridge or milk.</p> <p><i>Dinner.</i>—A wine quart of weak broth.</p> <p><i>Supper.</i>—The same as breakfast; 14 oz. of bread, and barley water for common drink.</p> <p>Twenty bushels of malt, 15 pounds of hops, to 14 gals. of strong ale; 21 bushels of malt, and 12 pounds of hops, to 360 gals. of ale; 11 bushels of malt, 7 pounds of hops, to 360 gals. of small beer.</p>
BIRMINGHAM. Revised 1819.	<p><i>Breakfast.</i>—To each man a pint and a-half of milk porridge, with 4 oz. of bread added to it. To each woman or child, one pint of milk porridge, without bread. To each patient $\frac{1}{2}$ oz. of bread daily.</p> <p><i>Dinner.</i>—(1, 3, 5)—To each man 8 oz. of baked or boiled meat; to each woman or child, 6 oz. To each patient, 6 oz. of vegetables, and one pint of beer daily.—(2)—To each man, a quart of rice or barley broth, made with a variety of vegetables; to each woman or child, one pint and a-half.—(4)—Twelve ounces of boiled rice or bread pudding.—(6)—Four oz. of boiled or baked meat, a pint of rice or barley broth, made with a variety of vegetables.—(7)—Six oz. of baked rice or bread pudding, or a pint of rice or barley broth, made with a variety of vegetables.</p> <p><i>Supper.</i>—A pint of broth, milk porridge, or gruel.</p> <p>FULL DIET.—Breakfast the same as in ordinary diet. Dinner, 6 oz. of boiled or baked meat, 6 oz. of vegetables, 6 oz. of baked rice or bread pudding. Supper, the same as ordinary diet.</p>	<p><i>Breakfast.</i>—The same as ordinary diet.</p> <p><i>Dinner.</i>—A pint of broth or rice milk, 6 oz. of baked rice or bread pudding to each patient every day.</p> <p><i>Supper.</i>—The same as ordinary diet.</p>

* The figures in parentheses denote the days of the week.

II. SCOTLAND.

EDINBURGH.	<p><i>Breakfast.</i>—One mutchkin of porridge, three gills of milk or beer; or five and one-fourth ounces of fine bread, milk or beer.</p> <p><i>Dinner.</i>—(1, 4)—One choppin of broth, 8 ounces of butcher's meat boiled in the broth, or beef-steak; five and one-fourth ounces of bread.—(2, 5, 7)—A choppin of broth made of beef and bones, barley, groats, potatoes, and vegetables; five and a-half ounces of bread.—(3, 6)—Potato soup, with beef and veal, or bones; bread as above.</p> <p><i>Supper.</i>—As the breakfast each day.</p> <p>FULL DIET.—At discretion.</p>	At discretion.
GLASGOW.	<p><i>Breakfast.</i>—Milk porridge, quantity not limited, with half a mutchkin of sweet milk, or one mutchkin of buttermilk or beer.</p> <p><i>Dinner.</i>—(1)—Broth made of barley, vegetables, and the dripping of the meat roasted during the week, with a quarter loaf to a man, and half to a woman.—(2, 4)—Beef boiled: 8 oz. to the men, and 6 oz. to the women; a quarter loaf to a man, and half to a woman, or vegetables.—(3, 6)—Broth, made with beef, barley, and vegetables; a quarter loaf to men, and half to women.—(5)—Potato soup, with cow heels, bones, &c.—(7)—Six oz. of cheese to men, 4 oz. to women; bread as above.</p> <p><i>Supper.</i>—As the breakfast each day.</p> <p>FULL DIET.—At discretion.</p>	At discretion.

III. IRELAND.

5. HOSPITALS of House of Industry.	<p><i>Per diem.</i>—Sixteen oz. of white bread, one quart of new milk, and one quart of buttermilk for whey.</p> <p>FULL DIET.—Two ounces of bread <i>per diem</i>, one quart of broth, one quart of new milk.</p>	One pint of flummery <i>per diem</i> , one quart of new milk, and one quart of buttermilk for whey.
STEPHEN'S HOSPITAL.	<p><i>Breakfast.</i>—Half a pound of bread, one pint of milk.</p> <p><i>Dinner.</i>—(1, 2, 3, 5, 7)—One quart of soup, half a pound of bread, or two pounds of potatoes; one pint of milk or beer.—(4, 6)—Twelve oz. of bread, one quart of sweetened gruel.</p>	Daily, half a pound of bread, two quarts of new milk, and one quart of buttermilk.
ROYAL HOSPITAL, Phoenix Park.	<p><i>Breakfast.</i>—One pint of oatmeal or rice gruel.</p> <p><i>Dinner.</i>—Half a pound of meat, three-fourths of a pound of bread; one pound of potatoes.</p> <p><i>Supper.</i>—One pint of oatmeal or rice gruel.</p> <p>FULL DIET.—Three-fourths of a pound of meat, one pound of bread, half a pound of potatoes, one quart of beer.</p>	<p><i>Breakfast.</i>—Tea.</p> <p><i>Dinner.</i>—Half a pound of bread made into panada or pudding.</p>
RICHMOND HOSPITAL.	<p><i>Breakfast.</i>—One quart of stirabout, one pint of new milk.</p> <p><i>Dinner.</i>—Bread, 8 oz.; soup, one quart.</p> <p><i>Supper.</i>—Bread, 4 oz.; new milk, one pint.</p> <p>FULL DIET.—Breakfast, bread, 8 oz.; new milk, one pint.—Dinner, bread, 8 oz.; mutton or beef, 8 oz.—Supper, bread, 4 oz.; new milk, one pint.</p>	<p><i>Breakfast.</i>—Flummery, one pint; new milk, one pint.</p> <p><i>Supper.</i>—Half a pound of bread, one pint of milk.</p>
BELFAST HOSPITAL.	<p><i>Breakfast.</i>—One pint of stirabout, one pint of new milk.</p> <p><i>Dinner.</i>—Half a pound of bread, one pint of new milk.</p> <p><i>Supper.</i>—One pint of flummery, one pint of new milk.</p> <p>FULL DIET.—Breakfast, one quart of stirabout, one pint of new milk.—Dinner, 2 lbs. of potatoes, one pint of milk.—Supper, one pint of flummery, one pint of new milk.</p>	<i>Per diem.</i> —Quarter of a pound of bread, one quart of gruel, three pints of new milk, half a pint of flummery. Barley water at occasions.
CORK FEVER HOSPITAL.	<p><i>Breakfast.</i>—One half quarter loaf for every four, and one pint of new milk each. Under 12 years, half a quarter loaf for every eight.</p> <p><i>Dinner.</i>—(1, 3, 5)—One pound of beef, and two pounds of potatoes. Under 12 years, half a pound of beef, and one pound of potatoes.—(2, 4, 6, 7)—Potatoes and milk.</p> <p><i>Supper.</i>—One pint of milk and one of stirabout, for adults; half do. for children.</p>	<p><i>Breakfast.</i>—One-fourth of a lb. of bread, with milk and water sweetened.</p> <p><i>Dinner.</i>—Gruel, broth, wine, and porter, as ordered by the physician.</p>

IV. UNITED STATES.

PENNSYLVANIA HOSPITAL, Philadelphia.	<i>Breakfast.</i> —Tea, coffee, or chocolate, with sugar or molasses and milk, and common baker's bread at discretion. <i>Dinner.</i> —Soup always;—meat of two kinds—mutton and beef, generally—pork frequently; vegetables, according to the season; potatoes and rice, always. <i>Supper.</i> —Tea and bread; no butter allowed either to breakfast or supper, unless prescribed.	Gruel, gum water, barley water, and other articles prescribed by the physician.
PHILADELPHIA HOSPITAL, (Blockley.)	HOUSE DIET. —Arrow-root, gruel, sago, tapioca, rice, beef tea, beef essence, chicken water, rice water, barley water, gum water, flaxseed tea, lemonade. (The diet on which the sick are placed on entering the house until otherwise directed.) MODERATE DIET. —Tea, crackers, broth, rice, mush, milk, potatoes, &c. FULL DIET. —Bread, coffee, tea, white meat, mutton, beef, ham, eggs, butter, soup, potatoes, &c.	The kind and quantity left to the physician. The House Diet may be regarded as low diet.
NEW YORK HOSPITAL, New York City.	<i>Breakfast.</i> —Bread and black tea, one ounce of tea to every six, and a pint of milk to every eight patients. <i>Dinner.</i> —Tuesdays, Wednesdays, Thursdays, and Saturdays, beef soup, with beef and potatoes, and bread. On Mondays, boiled rice, with one gill of molasses. <i>Supper.</i> —The same as breakfast.	Special diet is directed by the attending physician, and adapted to each case.

The *Diet Scale of the British Navy* allows from 31 to 35½ ounces of dry nutritious matter daily; of which 26 ounces are vegetable; and the rest animal—9 ounces of salt meat, or 4½ ounces of fresh.

That of the Navy of the United States is as follows:—*Three days in the week*—Pork, 16 oz.; beans or peas, 7 oz.; biscuit, 14 oz.; pickles or cranberries, 1 oz.; sugar, 2 oz.; tea, ¼ oz.;—40½ oz. *Two days in the week*—Beef, 16 oz.; flour, 8 oz.; fruit, dried, 4 oz.; biscuit, 14 oz.; tea and sugar, 2½ oz.; pickles or cranberries, 1 oz.;—45½ oz. *Two days in the week*—Beef, 16 oz.; rice, 8 oz.; butter, 2 oz.; cheese, 2 oz.; biscuit, 14 oz.; tea and sugar, 2½ oz.; pickles or cranberries, 1 oz.;—45½ oz.

In the Edinburgh workhouse the total allowance of dry food is about 17 ounces—13 ounces vegetable, and 4 ounces animal. In the Edinburgh children's poor house, the diet consists of milk and porridge, barley broth and bread, amounting to 13 ounces of vegetable food to 3 ounces of animal. These allowances have been found ample for the maintenance of health. Perhaps the case of the smallest quantity of food on which life was vigorously supported was that of Cornaro,—not more than 12 ounces a day, chiefly of vegetable matter, for a period of 53 years.

DIET DRINK. A decoction or potion, variously composed, and used in considerable quantity, for the purpose of purifying the blood. The *Decoctum Lusitanicum* or *Lisbon Diet-drink*, is one of the most celebrated. See *Decoctum Sarsaparilla Compositum*.

DIETETICS, *Diatet'icé, Diatet'ica, Medicina Diatet'ica*; same etymon. (F.) *Diététique*. A branch of medicine, comprising the rules to be followed for preventing, relieving, or curing diseases by diet. Dietetics is diet administered according to principle. It is an important part of Hygiene, (which see.) A well regulated system of diet has great power in checking disease, and likewise in preventing it. A proper knowledge of dietetics is, indeed, as important as that of the *Materia Medica*, strictly so called.

Dietetics has been used, also, synonymously with *Hygiene*.

DIÉTÉTIQUE, Dietetics.

DIÉTÉTISTS, *Diatetist'æ*. Physicians who apply only the rules of dietetics to the treatment of disease.

DIEU-LE-FILT, MINERAL WATERS OF. The waters of Dieu-le-filt, in France, are chalybeate, and much sought after.

DIEURYSMUS, Dilatation.

DIEX'ODOS, from *δια*, and *εξοδο*, 'an exit or way out.' *Di'odos*. Any opening, by which an excretion takes place.

DIFFERENTIAL DIAGNOSIS, see *Differential signa*.

DIFFICULTAS INTESTINORUM, Dysentery.

DIFFLATIO, Perspiration.

DIFFORMITE, Deformation.

DIFFUSIBLE, (stimulants) from *difundere*, (*dis* and *fundere*, *fusum*, 'to pour,') 'to pour apart or abroad.' Those stimulating medicines which augment the action of the vascular and nervous systems in an acute but transitory manner.

DIGASTRICUS, from *δις*, 'twice,' and *γαστήρ*, 'a belly.' *Biven'ter, B. Maxill'æ, Depri-mens Maxill'æ Biven'ter, Bigas'ter, (F.) Mastoïdohygénien, Mastoïdo-génien*—(Ch.), *Digastrique, Abaisseur de la machoire inférieure*. The name *Digastricus*, was formerly given to several muscles. It is now restricted to one of the muscles of the superior hyoid region. The digastricus is thick and fleshy at its extremities; thin and tendinous at its middle. It is attached to the mastoid groove of the temporal bone, and to a fossa at the side of the symphysis menti. Its tendon passes through an aponeurotic ring, which is attached to the os hyoides.

The use of the digastricus is to depress the lower jaw, or to raise the os hyoides, and to carry it for wards or backwards, as in deglutition.

The strong double-bellied muscle, which forms the gizzard of birds, is also called *Digastricus*.

DIGASTRICUS CRANII, Occipito-frontalis.

DIGASTRIQUE, Digastricus.

DIGERENTIA, Digestives.

DIGESTIBLE, *Concoctus habilis*. Capable of being digested. All food is not equally digestible, and some of the most nourishing is the least so:—the fat of meat, for example. Certain substances again are entirely rebellious. The following table exhibits the time required for the stomachal digestion of different alimentary substances, in a well-known case, which fell under the care of Dr. Beaumont. The table is extracted from the Author's Human Health, Philadelphia, 1844. The most digestible substances are taken as the standard;

which has been arbitrarily fixed at 1,000; and accordingly, *aponeurosis*, the first article in the table, requiring 3 hours, whilst *pigs' feet soured*, *rice*, &c. require but one, its digestibility, compared with that of these aliments, is as 333 to 1000; and so of the others. It need scarcely be said, that all these tabular results apply, in strictness, to the individual concerned only; yet they afford useful comparative views, which with exceptions depending upon individual peculiarities, may be regarded as approximations, applicable to mankind in general.

ALIMENTS.	Form of preparation.	Time required for stomachal digestion. Ratio of digestibility compared with the most digestible articles in the table.*		ALIMENTS.	Form of preparation.	Time required for stomachal digestion. Ratio of digestibility compared with the most digestible articles in the table.*	
		A.m.				A.m.	
Aponeurosis.....	boiled	3	333	Marrow, animal, spinal.	boiled	2 40	375
Apple, mellow.....	raw	2	500	Meat and vegetables...	hashed	2 30	400
Do. sour, hard.....	do.	2 50	352	Milk.....	boiled	2	500
Do. sweet, mellow...	do.	1 50	545	Do.....	raw	2 15	444
Barley.....	boiled	2	500	Mutton, fresh.....	roasted	3 15	307
Bass, striped, fresh....	broiled	3	333	Do. do.....	broiled	3	333
Beans, pod.....	boiled	2 30	400	Do. do.....	boiled	3 3	333
Do. and green corn..	do.	3 45	266	Oysters, fresh.....	raw	2 55	342
Beef, fresh, lean, rare..	roasted	3	333	Do. do.....	roasted	3 15	307
Do. do. dry.....	do.	3 30	285	Do. do.....	stewed	3 30	285
Do. do. steak.....	broiled	3	333	Parsnips.....	boiled	2 30	400
Do. with salt only....	boiled	2 45	363	Pig, sucking.....	roasted	2 30	400
Do. with mustard, &c..	do.	3 30	285	Pigs' feet, soured....	boiled	1	1000
Do.....	fried	4	250	Pork, fat and lean....	roasted	5 15	190
Do. old, hard salted...	boiled	4 15	235	Do. recently salted...	boiled	4 30	222
Beets.....	boiled	3 45	266	Do. do.....	fried	4 15	235
Brains, animal.....	boiled	1 45	571	Do. do.....	broiled	3 15	302
Bread, corn.....	baked	3 15	302	Do. do.....	raw	3	333
Do. wheat, fresh....	baked	3 30	285	Do. do.....	stewed	3	333
Butterf.....	melted	3 30	285	Potatoes, Irish.....	boiled	3 30	285
Cabbage, head.....	raw	2 30	400	Do. do.....	roasted	2 30	400
Do. with vinegar....	do.	2	500	Do. do.....	baked	3 20	400
Do.....	boiled	4 30	222	Rice.....	boiled	1	1000
Cake, corn.....	baked	3	333	Sago.....	do.	1 45	571
Do. sponge.....	do.	2 30	400	Salmon, salted.....	do.	4	250
Carrot, orange.....	boiled	3 15	302	Sausage, fresh.....	broiled	3 20	300
Carriage.....	do.	4 15	235	Soup, barley.....	boiled	1 30	666
Catfish, fresh.....	fried	3 30	285	Do. bean.....	do.	3	333
Cheese, old, strong....	raw	3 30	285	Do. beef, vegetables,			
Chicken, full grown....	fricasseed	2 45	363	and bread.....	do.	4	250
Codfish, cured dry....	boiled	2 45	363	Do. chicken.....	do.	3	333
Corn (green) and beans.	boiled	3 45	266	Soup marrow bones...	do.	4 15	235
Custard.....	baked	2 45	363	Do. mutton.....	do.	3 30	285
Duck, domesticated....	roasted	4	250	Do. oyster.....	do.	3 30	285
Do. wild.....	do.	4 30	222	Suet, beef, fresh....	do.	5 30	181
Dumpling, apple.....	boiled	3	333	Do. mutton.....	do.	4 30	222
Eggs, fresh.....	hard boiled	3 30	285	Tapioca.....	do.	2	500
Do. do.....	soft boiled	3	333	Tendon, boiled.....	do.	5 30	181
Do. do.....	fried	3 30	285	Tripe, soured.....	do.	1	1000
Do. do.....	roasted	2 15	444	Trout, salmon, fresh..	do.	1 30	666
Do. do.....	raw	2	500	Do. do.....	fried	1 30	666
Do. do.....	whipped	1 30	666	Turkey, domestic....	roasted	2 30	400
Flour, fresh.....	fried	3 30	285	Do. do.....	boiled	2 25	511
Fowls, domestic.....	boiled	4	250	Do. wild.....	roasted	2 18	435
Do. do.....	roasted	4	250	Turnip, flat.....	boiled	3 30	285
Gelatin.....	boiled	2 30	400	Veal, fresh.....	broiled	4	250
Goose, wild.....	roasted	2 30	400	Do. do.....	fried	4 30	222
Heart, animal.....	fried	4	250	Vegetables and meat			
Lamb, fresh.....	boiled	2 30	400	hashed.....	warmed	2 30	400
Liver, beef's, fresh...	do.	2	500	Venison, steak.....	broiled	1 35	631

* Pigs' feet soured, rice, and tripe soured, being the most digestible articles in the table, are estimated at 1000.
 † In the case of oils, and other substances of similar nature, which undergo little digestion in the stomach, the time merely indicates the period that elapses before they are sent into the duodenum.

DIGESTIO DEPRAVATA, Dyspepsia—d. Difficilis, Dyspepsia—d. Læsa, Dyspepsia.

DIGESTION, *Digestio*, from *digere*, 'to dissolve.' *Cocctio*, *C. Ciborum*, *Pepsis*. Digestion is a function, by means of which alimentary substances, when introduced into the digestive canal, undergo different alterations. The object of this is to convert them into two

parts; the one, a reparatory juice, destined to renew the perpetual waste occurring in the economy; the other, deprived of its nutritious properties, to be rejected from the body. This function is composed of a series of organic actions, differing according to the particular organization of the animal. In man they are eight in number, viz. 1. Prehension of food.

2. Mastication. 3. Insalivation. 4. Deglutition. 5. Action of the stomach. 6. Action of the small intestine. 7. Action of the large intestine. 8. Expulsion of the *æcetes*.

DIGESTION is also a *pharmaceutical* operation, which consists in treating certain solid substances with water, alcohol, or other menstruum, at a slightly elevated temperature; for example, in a sand-bath, or by leaving them exposed for some time to the sun.

DIGESTIVE TUBE, Canal, alimentary.

DIGESTIVES, *Digestiva*, *Digerentia*; same etymon. (F.) *Digestifs*. A term given, by surgeons, to those substances, which, when applied to a wound or ulcer, promote suppuration; such as the *ceratum resinae*, *warm cataplasms*, *fomentations*, &c. Dr. Paris uses the term *Digestive Texture* for the particular organic condition of substances which affects their digestibility.

DIGITAL, *Digitalis*; from *digitus*, 'a finger;' having the shape of a finger, *digitated*; or belonging to the fingers.

The *Appendix vermiformis cæci* is sometimes called DIGITAL APPENDIX.

DIGITAL ARTERIES, VEINS, and NERVES are those distributed to the fingers.

DIGITAL BLANC, Clavaria.

DIGITAL CAVITY, *Acyroid cavity*, *Cornu descendens ventriculi lateralis*, (q. v.) The occipital portion of the lateral ventricle of the brain.

DIGITAL HUMAIN, Clavaria.

DIGITAL IMPRESSIONS are the slight impressions observable on the inner surface of the bones of the cranium, which correspond to the cerebral convolutions.

DIGITALE. Same etymon. (F.) *Doigtier*. A finger stall. The term *Doigtier d'Asdrubali* has been given to a small iron instrument used for measuring the dimensions of the pelvis. Placed at the end of the index finger, it adds to its length and enables it to reach the promontory of the sacrum.

DIGITALINE, see Digitalis.

DIGITALIS, from *digitus*, 'a finger,' because its flower represents a finger; *Digitalis purpurea*, *Fox-glove*, *Baccharis*, *Bacchar*, *Baccar* (?); *Family*, Scrophularinæ. *Sex. Syst.* Didynamia Angiospermia; (F.) *Digitale*, *Gants de notre dame*, *Doigtier*. The leaves of this plant, which are indigenous in Great Britain, are powerfully sedative, (diminishing the velocity of the pulse,) diuretic, and sorbafacient. In over-doses, Digitalis causes vomiting, purging, dimness of sight, vertigo, delirium, hiccough, convulsions, and death—all the symptoms, in short, which characterize the acro-narcotic class of poisons. Its active principle has been called *Digitaine*. It is a hundred-fold stronger than the most active preparation of digitalis.

Digitalis has been administered in inflammatory diseases, phthisis, active hemorrhage, dropsy, &c.; but although it is a powerful remedy, it has not been as much employed as it probably would have been in particular cases, owing to the over-strained eulogiums, which many have passed upon it in almost all diseases. The average dose is one grain, in the form of pill, which may be repeated every six or eight hours.

DIGITALIS MINIMA, *Gratiola officinalis*.

DIGITATION, *Digitatio*, *Productio den-*

tata, *Insertio denticulata*, *I. digitata*. A division, in the form of a finger. Several muscles, as the *serrati*, exhibit digitations, similar to those which the fingers form, when held separate.

DIGITATIONES TUBARUM FALLOPII, see Tube, Fallopian.

DIGITUM. Desiccation or atrophy of the fingers.—Linnæus. Sauvages calls the same affection *Paronychia Digitum*.

DIGITORUM TENSOR, Extensor brevis digitorum pedis.

DIGITUS, *Dactylos*, a *Finger*, (F.) *Doigt*. A name given to the prolongations which form the extremity of the hand. There are five on each hand: the first, or the *thumb*, *Anticheir*, *Pollex*, *Manus parva majori adjuvatrix*, *Digitus primus*, *D. magnus*, *Pro-manus*, (F.) *Pouce*; the second, the *index*; the third, *D. medius*, *Impudicus*, (F.) *Doigt du milieu*, *middle finger* or *long finger*; the fourth, the *ring finger*, *annularis*, *Paramesos*, (F.) *Annulaire*; and the little finger, *Otites*, *Digitus auricularis*, (F.) *Auriculaire*; *Petit doigt*: All of these have three phalanges, except the first, which has only two.

DIGITUS ANNULARIS, Annular finger—d. *Articularis*, see *Digitus*—d. *Index*, *Index*—d. *Indicatus*, *Index*—d. *Magnus*, *Pollex*, see *Digitus*—d. *Medius*, see *Digitus*.

DIGITUS PEDIS. A *Toe*. (F.) *Orteil*. The toes are five in number, and distinguished numerically, reckoning from within to without. The first is, also, called *great toe*, (F.) *gros orteil*; the fifth, the *little toe*, *petit orteil*. They have nearly the same organization as the fingers.

DIGITUS PRIMUS, *Pollex*, see *Digitus*—d. *Salutatorius*, *Index*—d. *Secundus*, *Index*.

DIGNATHUS; from *di*, 'double,' and *gnathos*, 'lower jaw.' A monster having two lower jaws.—Gurtl.

DIGNOTIO, Diagnosis.

DIHYPOGASTRIUS, from *di*, 'double,' and *υπογαστριον*, 'the hypogastrium.' A monster whose pelvis, together with the lower portion of the abdomen, is double.

DIHYSTERIA, *Dime'tra*, *Didel'phys*, *Uterus duplex*, from *di*, 'double,' and *υτερα*, 'uterus.' The state in which there is a double uterus.

DIJUDICATIO, Crisis.

DILACERATIO, Laceration.

DILATANTS, Dilating agents.

DILATATEUR, Dilator—d. *Antérieur du larynx*, *Crico-thyroid muscle*—d. *Postérieur du larynx*, *Crico-arytenoid*, posterior.

DILATATIO BRONCHIORUM, Bronchiectasis—d. *Ventriculi*, *Gastroectasis*—d. *Intestinorum*, *Enterectasis*.

DILATATION, *Dilatatio*, from *dilatari*, (*latum facere*), 'to enlarge;' *Eury'smus*, *Aneurys'mus*, *Dieury'smus*. Augmentation of the bulk of a body, occasioned by a separation of some of its molecules. Caloric has the property of dilating all bodies. In Surgery; it means the accidental or preternatural augmentation of a canal or opening; as in aneurisms, varices, &c., or the process of enlarging any aperture or canal. When used so as to obtain a view of parts, as by the speculum, it is termed *Dioptris'mus*.

DILATATOIRE, Dilator.

DILATATORIUM, Dilator.

DILATORIUS, Dilator.

DILATING AGENTS, *Dilatan'tia*, (F.) *Dilatants*. Certain substances used in surgery, either to keep parts separate which have a tendency to unite—as after opening an abscess, to prevent the edges of the incision from uniting; or to increase and dilate openings of canals, either when natural, or formed accidentally or artificially. These agents differ from each other: the chief are—*prepared sponge tents, gentian root, bougies, sounds, dried peas* for issues, &c.

DILATOR, *Dilatatorius, Diastole'us*, (F.) *Dilatateur* ou *Dilatatoire*. A muscle, whose office it is to dilate certain parts; such as the inspiratory muscles, which dilate the chest.

DILATOR, *Dilatatorium*, (F.) *Dilatateur*. An instrument, used for dilating a wound, excretory canal, or other natural or artificial opening. When employed to obtain an inspection of internal parts, it is termed *Spéc'ulum, Dioptra*, or *Dioptron*. There are several instruments of this kind, each taking its name from the part to which it is applied; as *Speculum Oris, S. Nasi, S. Uteri*, &c.

DILATOR, **ARNOTT'S**. A modification of the old dilators for strictures of the urethra. It consists of a tube of oiled silk; lined with the thin gut of some small animal to make it airtight, and fixed on the extremity of a small canula, by which it is distended with air or water, from a bag or syringe at the outer end, whilst a stop-cock or valve serves to keep the air or water in, when received. As soon as the bag is passed within the stricture or strictures, as much air is to be injected into it as the patient can easily bear. The instrument is, not much used.

DILATORES ALARUM NASI, Compressor naris.

DILL, *Anethum graveolens*.

DILLY, *Anthemis cotula*.

DILUENTIA, from *diluo* (*dis*, and *luere*), 'I wash away.' (F.) *Délayants*. Medicines which have been conceived proper for augmenting the fluidity of the blood and other animal liquids. All aqueous drinks are diluents. They are administered, with great advantage, in various diseases. In fever, water, which is the most familiar diluent, may be freely allowed; the only precaution being to give it hot in the cold stage, cold in the hot, and tepid in the sweating. In diseases, where it is considered necessary to abstract blood largely, diluents should not be given too freely. The abstraction of blood occasions activity of absorption, and the mass is speedily restored. In cases of inflammation of the mammæ, in nurses, it is also obvious, that diluents should not be freely allowed, as they increase the secretion of milk, and add to the irritation. When *demulcents* are exhibited in cases of urinary disease, they act simply as diluents: their mucilaginous portion is digested in the stomach and small intestine,—the watery portion alone being separated by the kidney.

DILWEED, *Anthemis cotula*.

DIMETRA, *Dihysteria*.

DINANT, MINERAL WATERS OF. Dinant is a small town, six leagues from St. Malo, in France, where are mineral waters, containing carbonate of iron, chloride of sodium, &c. They are much esteemed.

DINGEE, *Dengue*.

DINICUS, *Antidinic*.

DINOMANIA, *Tarantismus*.

DINUS, *Vertigo*—d, *Scotoma, Scotodynia*—d, *Vertigo, Vertigo*.

DIOBOLON, *Scruple*.

DIOCRES, *Pastil*.

DIODOS, *Diexodos*.

DIŒCESIS, *Dispensation*.

DIONCO'SIS, from *δια*, and *ογκος*, 'a tumour.' The Methodists applied this name to a sort of tumefaction or plethora, occurring either directly from too great a quantity of fluid circulating in the system, or owing to the retention of substances which ought to be excreted. It is the antithesis to *symptosis*. See *Intumescens*.

DIONYSIA'NUS, from *Διονυσος*, 'Bacchus,' who is represented by the poets as wearing horns. One who has long or horn-like excrescences.

DIONYSIS'CUS, same etymon. One who has a long horn-like excrescence on the frontal region.—Vogel.

DIOPTHALMUS, *Binoculus*.

DIOPTRA, *Speculum*, see *Dilator*.

DIOPTRISMUS, *Dilatation*.

DIOPTRON, *Speculum*, see *Dilator*.

DIO'RTHO'SIS, from *διορθωω*, 'I make straight.' The reduction of a fractured or luxated limb.

DIOSCOREA, see *Yam*.

DIOSCURI, *Parotis*.

DIOSMA, *D. crenata*.

DIOSMA CRENA'TA, from *διος*, 'divine,' and *σμη*, 'odour.' *Baros'ma crenata, Agathos'ma crenatum, Buchu Leaves—Diosma* (Ph. U. S.)—*Buckho*, (F.) *Diosmée crénélée*. A South African plant, the powder of whose leaves is used by the Hottentots to perfume their bodies. It has been employed in chronic affections of the bladder and urinary organs in general. It has also been given in cholera.

DIOSMÉE CRÉNELÉE, *Diosma crenata*.

DIOSPYROS LOTUS, apparently from *διος*, 'divine,' and *πυρος*, 'wheat,' but why is not clear; *Faba Græca, Indian Date Plum*, (F.) *Plaqueminiér d'Europe*. This tree grows in some of the southern parts of Europe. Its fruit is very astringent, and has been recommended in dysentery and hemorrhages.

DIOSPYROS VIRGINIA'NA, *Lotus Virginia'na, Persimmon*. A common tree in the middle parts of the United States. The fruit, *Persimmons, Yellow Plums, Winter Plums, Seeded Plums*, which is only eatable after frost, (when it is tolerable) is sometimes made into cakes with bran. These, being dried in an oven, are kept to make beer. When bruised in water, fermentation takes place. The unripe fruit is distressingly acerb and astringent. The bark of the tree, *Diospyros*, (Ph. U. S.), is extremely bitter, and may be used where bitters are indicated.

DIOTA, *Dyota*. A wooden cup, lined with a composition of resin, cinnamon, cloves, and ginger, to give more flavour to beer. It was formerly much used in the north of Europe.

DIPHORUS, *Diphrus*.

DIPH'RHUS, *Diphorus*; from *δύο*, 'two,' and *φέρω*, 'I carry.' Properly a seat for two. A close stool.

DIPH'RHUS MANU'TICUS, *Sella obstetric'ia*. An obstetric chair.

DIPH'RYGES. The oxide of copper, more or less pure. The ancients reckoned three kinds of diphyrges, which they used as astringents.

DIPHThERIA, Diphtheritis.

DIPHThERITE BUCCALE, Stomatitis, pseudomembranous.

DIPHThERITIS, *Diphthe'ria, Diphtherit'ic Inflammation, Pellicular Inflammation*, from *διφθ'ηρα*, 'a membrane.' A name given by M. Bretonneau to a class of diseases, which are characterized by a tendency to the formation of false membranes, and affect the dermoid tissue, as the mucous membranes, and even the skin.

DIPHThERITIS OF THE THROAT, Angina pellicularis—d. Trachealis, Cynanche trachealis.

DIPLASIASMUS, Duplication.

DIPLECOIA, Double hearing.

DIPLOË, from *διπλοῦς*, 'I double.' *Diplo'stis, Meditullivum, Medium Calvaria Discrimen*. The cellular structure, which separates the two tables of the skull from each other. The ancients applied the term, also, to the proper coat of the uterus (?)—Rolfink, in Castelli.

The Diploë has the same use as the cellular structure of bones in general. See Cancelli.

DIPLOGENESIS; *διπλοος*, 'double,' and *γενεσις*, 'generation.' An organic deviation, which is owing to the union of two germs.

DIPLOLEPIS GALLÆ TINCTORLÆ, see Quercus infectoria.

DIPLOMA. Same etymon as Diploë. A letter or writing conferring some privilege; usually applied to the document, certifying that a person has obtained the title of Doctor. It was so called because formerly written on waxed tables, folded together. Diploma is also used in pharmacy for a vessel with double walls, as a water bath.

DIPLOPIA, from *διπλοος*, 'double,' and *οπτομαι*, 'I see.' *Visus Duplicatus, Ditto'pia, Ditto'pia, Amphamphoterodiot'pia, Amphodiplo'pia, Double Vision*, (F.) *Bévue*. An affection of the sight, in which two distinct sensations are produced by the same object, which consequently seems double. Sometimes more than two are seen; but still the disease is termed *Diplo'pia* and *Suffusio Multiplicans*. This affection arises from some derangement in the visual axes; in consequence of which, the images are not impressed on corresponding parts of the retina of each eye. The diplopia of both eyes has been termed *Amphodiplo'pia* and *Amphoterodiplo'pia*.

DIPLOSIS, Diploë, Duplication.

DIPLOSO'MA; from *διπλοος*, 'double,' and *σωμα*, 'body.' The *Diplosoma crœnata* is an imperfectly described entozoon, which has been passed from the urinary bladder. It varies in length from four to six or eight inches, and is thinnest at the middle, where it is bent at an acute angle upon itself, so that the two halves hang nearly parallel, and give to it an appearance as if two worms had been tied together by their heads. It has been confounded with the *Spiroptera hominis*.

DIPNOOS, from *δις*, and *πνοη*, 'breath.' Having two vent holes. *Bispirus*. An epithet applied to wounds which pass through a part, and admit the air at both ends.—Galen.

DIPROSO'PUS, *Iriod'ymus* et *Opod'ymus*, from *δις*, 'double,' and *προσωπον*, 'countenance.' A monster having a double face.

DIPROSO'PUS DIBÆGUS, from *δις*, 'double,' and *προσωπον*, 'countenance,' and *δις*, 'double,' and *αιδωια*, 'parts of generation.' A double monster, in whom the duplication affects supe-

riorly the face, and inferiorly the anterior pelvic region.—Barkow.

DIPROSO'PUS DIHYPOGAS'TRIUS, from *δις*, 'double,' and *προσωπον*, 'countenance,' and from *δις*, 'double,' and *υπογαστριον*, 'the hypogastrium.' A double monster in whom the duplication affects superiorly the face, and inferiorly the lower part of the body—four lower extremities being always present;—*Tetrac'elus*.

DIPSA, Thirst.

DIPSACOS, Diabetes.

DIP'SACUS SYLVES'TRIS, from *διψα*, 'thirst,' said to be so called owing to the leaves being so placed as to hold water. *Cultivated Teasel*, (F.) *Cardère*. The roots of this European plant are diuretic and sudorific. The water, which collects at the base of the leaves, has been recommended as an eye-water.

DIP'SACUS FULLO'NUM, *Herba Cardui Ven'etis*; (F.) *Cardère cultivée, Chardon à foulon, Chardon à bonnetier*, has had similar properties ascribed to it. Both have been also regarded as stomachic.

DIPSET'ICOS, from *διψα*, 'thirst.' A remedy believed to be capable of exciting thirst. See Alternative.

DIPSO'DES, *Sit'iens, Sitticulo'sus*, from *διψα*, 'thirst,' and *ειδος*, 'resemblance.' Thirsty. Causing thirst.

DIPSOMANIA, from *διψα*, 'thirst,' and mania. Drunkenness; also, delirium tremens.

DIPSO'ATHY, *Dipsopathi'a*, from *διψα*, 'thirst,' and *παθος*, 'disease.' A mode of treatment, which consists in abstaining from drinks.

DIPSO'SIS. Same etymon; *Morbid thirst*. The desire, for drinking, excessive or impaired. A genus in the class *Caliceæ*, order *Entericæ*, of Good.

DIPSO'SIS AVENS, Polydipsia—d. *Expers, Adipsia*.

DIPYGUS, from *δις*, 'double,' and *πυγη*, 'the nates.' A double monster, the duplication being confined to the posterior portion of the lower end of the trunk—the coccygeal region.

DIPYRE'NON, from *δις*, 'twice,' and *πυρη*, 'a kernel.' A *speculum* or probe with two buttons or kernels—one at each end.

DIPYRITES, Biscuit.

DIPYROS, Biscuit.

DIRCA PALUSTRIS, *Leatherwood, Swamp Leatherwood, Mooserwood, Swampwood, Ropy-bark, Bois de plomb*, (Canada.) An indigenous shrub, which grows in boggy woods and low wet places throughout the United States. It is analagous to mezereon, in its action,—six or eight grains of the fresh bark producing violent vomiting, preceded by a sense of heat in the stomach, often followed by purging. Applied to the skin, the bark vesicates.

DIRECTOR, *Itinera'rium*, from *dirigere, directum*, (*dis*, and *regere*, 'to rule,') 'to direct.' A *Conductor*. A grooved sould for guiding a knife, in dividing any part. (F.) *Sonde cannelée*.

DIRECTOR PENIS, Ischio-cavernosus.

DIRIBITORIUM, Mediastinum.

DIRT-EATING, Chthonophagia.

DIRUPTIO, Rhexis.

DIS, Di.

DISCEPTUM, Diaphragm.

DISCHARGE', (*dis*, and *charge*,) *Ecroë, Fluxus, Proflu'vium*, (F.) *Écoulement*. In pathology, an increased discharge from any part, that naturally secretes a fluid.

DISCHROA, Dyschroa.

DISCREET, from *discernere, discretum*, 'to separate.' *Discretus, Intertinctus, Separated*, (F.) *Discret*. This epithet is given to certain exanthemata, in which the spots or pustules are separated from each other. It is opposed to confluent.

DISCRET, Discreet.

DISCRETA PURGATIO. The purgation or expulsion of some particular matter.

DISCRETIVUS, Diagnostic.

DISCRETORIUM, Diaphragm.

DISCRIMEN, *Separation, Division*. A bandage, used in bleeding from the frontal vein; so called, because, in passing along the sagittal suture, it divides the head into two equal parts.

DISCRIMEN CALVARIÆ MEDIUM, Diploë—d. Narium, Septum N.

DISCRIMEN NASI; a bandage, in the form of the letter X, intended to support the nose, in transverse wounds of the organ.

DISCRIMEN THORACIS ET VENTRIS, Diaphragm.

DISCUSSIFS, Discutients.

DISCUSSIO, Resolution.

DISCUSSIVA, Discutients.

DISCUSSORIA, Discutients.

DISCU'TIENTS, *Discutientia, Resolventia, Discussiva, Discussoria*, from *discutere*, 'to shake apart,' (*dis*, and *quater*, 'to shake.') (F.) *Discussifs*. Substances which possess the power of repelling or resolving tumours.

DISEASE, old French *désaise*;—from *dis*, and *ease*: *Morbus, Nosos, Nose'ma, Noseu'ma, Nusus, Pathos, Pathe'ma, Laes, Malum, Passio, Ægritudo, Ægrota'tia, Vitium, Arrhos'tia, Arrhose'ma, Arrhosten'ia, Valetudo adver'sa*, (F.) *Maladie*. An opposite state to that of health, consisting in a change either in the position and structure of parts, or in the exercise of one or more of their functions, or in both.

By some, *Disease* is applied to structural change, whilst *Disorder* is restricted to functional derangement.

The following table, essentially that of Dr. C. J. B. Williams, comprises the chief elements of structural disease.

	Increased—Hypertrophy, Diminished—Atrophy.									
DISEASED NUTRITION.	Perverted	Deposits.	Inflammation, Induration, Softening, Transformation and Degeneration.							
			<table border="0"> <tr> <td>Euplastic</td> <td>Cicatrices, False membranes,</td> </tr> <tr> <td>Cacoplastic</td> <td>Cirrhosis, Fibro-cartilage, Gray tubercle, Atheroma, &c.</td> </tr> <tr> <td>Aplastic</td> <td>Yellow tubercle, Calcareous matter, &c.</td> </tr> <tr> <td>Nonmalignant.</td> <td>Cysts, Tumours, Hydatids, &c.</td> </tr> <tr> <td>Malignant</td> <td>Carcinoma, Encephaloma, Melanosis, &c.</td> </tr> </table>	Euplastic	Cicatrices, False membranes,	Cacoplastic	Cirrhosis, Fibro-cartilage, Gray tubercle, Atheroma, &c.	Aplastic	Yellow tubercle, Calcareous matter, &c.	Nonmalignant.
Euplastic	Cicatrices, False membranes,									
Cacoplastic	Cirrhosis, Fibro-cartilage, Gray tubercle, Atheroma, &c.									
Aplastic	Yellow tubercle, Calcareous matter, &c.									
Nonmalignant.	Cysts, Tumours, Hydatids, &c.									
Malignant	Carcinoma, Encephaloma, Melanosis, &c.									
ALTERED MECHANISM.	Contraction, Dilatation, Obstruction, Compression, Displacement, Rupture, &c.	Growths.								

DISEASE, BLUE, Cyanopathy—d. of Bright, Kidney, Bright's Disease of the—d. English, Rachitis—d. Extrinsic, External disease—d. Fungoid, Encephaloid—d. Gastro-enteric, Gastro-enteritis—d. Hæmato-cerebriiform, Encephaloid—d. Pretended, Feigned disease—d. Simulated, Feigned disease—d. Surgical, External disease.

DISECOIA, Baryecoia.

DISFIGURATION, Deformation.

DISGORGEMENT, (F.) *Dégorgement*, from *de*, and *gorge*, 'the throat.' An opposite condition to that of *Engorgement*. The discharge or abstraction of a certain quantity of fluid, which had previously collected in a part; as *Disgorgement of bile*. It also means particularly, a vomit.

DISGUST, from *de*, and *gustare*, 'to taste.' *Cibi fastidium, Aposu'ia, Asit'ia, Apoclé'sis, Abominatio, Siccha'sia, Horror Cibo'rum, Loathing*. An aversion for food. (F.) *Dégout*. *Disgust* is not the same as *Anorexia*. The latter is only a want of appetite; the former consists in real repugnance for food.

DISINFECTANT, *Disinfectans*, from *dis*, and *infect*. This term has been restricted by

some to agents that are capable of neutralizing morbid effluvia; but the author includes under it, also, antiseptics or agents that are capable of removing any incipient or fully formed septic condition of the living body, or of any part of it.

DISINFECTING LIQUID, SIR WILLIAM BURNETT'S, see Burnett's Disinfecting Liquid—d. Liquid, Labarraque's, Liquor sodæ chlorinatæ—d. Liquid of Ledoyen, see Ledoyen's disinfecting liquid.

DISINFECT'ION, *Disinfectio*. The act of destroying miasmata, with which the air, clothing, &c., may be infected. Various means have been proposed for this purpose. Those most commonly employed are:—*chlorine, sulphurous and chlorohydric acid gases, vapours of vinegar, nitrous acid*; and, what is, perhaps, the most manageable of any, and the most efficacious,—*chlorinated lime*, or any of the chlorides of the alkalis. It is probable that a true chemical action occurs between these agents and the miasmata, whence results a compound which is harmless. Disinfection also includes the action of antiseptics.

Chlorine or Oxymuriatic Fumigation, Solu'tio alexiteria Gaudiana, Fumigatio antiloim'

ica Gau'bbi, Alexite'rium ohloricum, Fumiga'tio Guytonien'sis, is made by adding common salt ʒij, to black oxide of manganese ʒj, sulphuric acid ʒj; and water f. ʒij. This may be carried through an apartment, or be shut up in it.

Nitrous Fumiga'tion, Alexite'rium Ni'tricum, Fumiga'tio Smythia'na, may be formed by placing nitrate of potass ʒiv, and sulphuric acid ʒij, in a saucer or on hot sand.

DISJUNCTI MORBI. (From *dis*, and *jun-gere, junctum*, 'to join.'). *Disjoined diseases.* Fernelius has thus denominated diseases which occupy different organs, and are not produced by each other.

DISLOCATIO LIENIS SEU SPLENIS, Splenectopia.

DISLOCATION, Luxation.

DISODICUS, from *dis*, 'twice,' and *odos*, 'way.' Having a double opening.

DISORDER, see Disease.

DISORGANIZATION, *Organo'rum destructio*, (F.) *Désorganisation*. A complete morbid change in the structure of an organ, or even total destruction of its texture. In sphacelus, and sloughy ulcers we have examples of this change.

DISPENSARE, Dispensary, Dispensatory.

DISPENSARY, *Dispensa'rium*, from *dispen-dere*, (*dis*, and *pendere*, 'to weigh,') 'to take from a weight or mass,' 'to distribute.' The shop or place in which medicines are prepared. Also, an institution in which the poor are furnished with advice and necessary medicines. (F.) *Dispensaire*. This word is also used by the French synonymously with Dispensatory.

DISPENSATION, *Dispensa'tio, Diae'esis, Epineme'sis*. The composition and distribution of medicines, according to prescription. In France, it is more commonly applied to the weighing, measuring, and arranging the articles, which have to enter into a formula, prior to combining them.

DISPENSATORY, Apothecary.

DISPENSATORY, *Dispensato'rium*; same etymon. *Antidota'rium, Liber Pharmaco'uticus*, (F.) *Dispensaire*. A book which treats of the composition of medicines. A Dispensatory differs from a Pharmacopœia, in containing the physical and medical history of the various substances; whilst the Pharmacopœia is restricted to the mode of preparing them, &c. The Pharmacopœia; too, is published under the authority of, and by, the members of a college or association; whilst a dispensatory contains the whole of the Pharmacopœia or Pharmacopœias, with additions by the author, under whose authority, alone, it usually appears. The Pharmacopœia, in other words, is *official*; the Dispensatory, generally, *private*. Formerly, the words were used indiscriminately. See Formulary and Pharmacopœia.

DISPLACEMENT, Percolation.

DISPOSIT'ION, *Disposit'ia*, from *dis*, and *ponere*, 'to put or set.' A particular condition of the body, which renders it susceptible of altering, suddenly, to a state of health or disease;—of improving, or becoming changed for the worse. The *disposition* to phthisis pulmonalis is sometimes so strong, owing to original conformation, that the disease will make its appearance, notwithstanding every care. See Diathesis.

DISPUTATIO, Thesis.

DISRUP'TIO, from *disrumpere*, 'to break off.' A puncture, which interests deep-seated parts.

DISSECTING ANEURISM, see Aneurism.

DISSECTIO, Dissection—d. Tendinum, Tenotomy.

DISSEC'TION, *Dissec'tio*, from *dissecare*, (*dis*, and *secare*, 'to cut,') 'to cut open;' *Dia-copè, Sect'io Anatom'ica, Practical Anatomy, Necrot'omy*. An operation, by which the different parts of the dead body are exposed, for the purpose of studying their arrangement and structure. Dissection has received various names, according to the organ concerned;—as *Osteotomy, Syndesmatomy, Myotomy, Angio-tomy, Neurotomy, Desmotomy, &c.*

DISSEC'TOR, *Prosector, Proctomis*, same etymon. (F.) *Prosecteur*. A practical anatomist. One who prepares the parts for the anatomical lecture.

DISSEPIMENTUM NARIUM, Septum narium—d. Thoracis, Mediastinum.

DISSEPTUM, Diaphragm.

DISSERTATION, INAUGURAL, Thesis.

DISSIDENTIA, Diastasis.

DISSIPIUM, Diaphragm.

DISSOLUTIO SANGUINIS, Hæmatelysis—d. Ventriculi, Gastromalacia.

DISSOLU'TION, *Dissolutio, Dial'ysis*, from *dissolvere*, (*dis*, and *solvere*,) 'to loosen,' 'to melt.' This word is in frequent use, in the writings of the humourists. It is employed, particularly, in speaking of the blood;—to designate, not its entire decomposition or putrefaction, but a diminution in its consistence.

DISSOLUTION, Solution.

DISSOLVANTS, Dissolventia.

DISSOLVENTIA, *Solvents*, (F.) *Dissol-vants*. Medicines believed to be capable of dissolving swellings, concretions, &c. Discutients, Resolvents.

DISTEMPERANTIA, Dyscrasia.

DISTENSIO, Diastasis, Tension, Tetanus—d. Nervorum, Convulsion.

DISTENSION DE LA VÉSICULE DU FIEL, Turgescentia vesicæ fellæ.

DISTICH'ASIS, *Distich'ia, Districh'ia, Districh'asis, Distæ'chia, Distæchi'asis*, from *dis*, 'double,' and *στίχος*, 'a row.' An increased number of eyelashes; some turned towards the eye, and irritating the organ; whilst others preserve their natural direction.—Galen, Paulus of Ægina. See Entropion.

DISTILLATIO UTERI, Leucorrhœa.

DISTILLA'TION, *Stalag'mos*, from *destillare*, (*de*, and *stillare*,) 'to drop, little by little.' *Catastalag'mos*. An operation, by which—by the aid of heat and in close vessels—the volatile are separated from the fixed parts of bodies, with the view of collecting the former, when condensed in appropriate receivers. The ancients distinguished distillation *per latus*, *per ascen'sum*, and *per descen'sum*, according to the direction which the volatilized matters were made to take.

DISTOC'IA, *Ditoc'ia*, from *dis*, 'twice,' and *τοκος*, 'birth.' Delivery of twins.

DISTOCHIA, Distichiasis.

DISTECHIASIS, Distichiasis.

DISTOMA HEPAT'ICUM, from *dis*, and *στομα*, 'mouth.' *Fasciola hepatica, Planaria latius'cula, Fasciola huma'na, F. lanceolata, Gourd-worm, Fluke, Liver Fluke*, (F.) *Douve*,

D. du Foie. An obovate, flat worm, an inch in length, and nearly an inch broad; sometimes found in the gall-bladder of man, whence it occasionally passes into the intestinal canal. It is one of the most common varieties of worms, infesting the livers of the sheep, goat, ox, stag, fallow-deer, horse, ass, hog, hare, &c. The treatment is like that required for other worms.

DISTOMA OCULI HUMANI. A parasite once observed in the eye of a child who had suffered from lenticular cataract.—Gescheidt.

DISTORSIO, Distortion, Sprain, Strabismus—*d.* Oris, Canine laugh.

DISTORTION, *Distorsio, Intorsio,* from *distorque,* (*dis* and *torquere,*), 'to wrest aside.' *Diastrenema, Dias'trophé, Lägys'ma,* (F.) *Distorsion.* Usually applied to the preternatural curvature of a bone; as *distortion of the spine, limbs,* &c. It signifies, also, a convulsive state of the muscles of the eye, constituting squinting or strabismus.

DISTORTOR ORIS, Zygomaticus major.

DISTRIBUTORIA LACTEA THORACICA, Thoracic duct.

DISTRICHIA, Distichiasis.

DISTRICHLASIS, Distichiasis.

DISTRIX, from *dis,* 'double,' and *τριξ,* 'the hair.' *Trichiosis distria, Fissura capillorum.* Hairs of the scalp, weak, slender, and splitting at their extremities.

DITOCIA, Distocia.

DITRACHYCERAS, from *dis,* 'two,' *τραχυς,* 'rough,' and *κερας,* 'horn.' A genus of intestinal worms. The *Ditrachyceras rudis,* *Diceros rude,* (F.) *Bicornis rude.* This entozoon was first observed in the evacuations of a female, by M. Sulzer of Strasburg. It is of a fawn colour, from 3 to 5 lines in length, with an oval head, flattened and terminating in a point posteriorly; contained in a membranous sac, and furnished, anteriorly, with a bifurcated, rugous horn. Laënnec considers it a vesicular worm or hydatid. See Worms.

DITTANDER, Lepidium sativum.

DITTANY, Cunila Mariana—*d.* American, Cunila Mariana—*d.* Bastard, Dictamnus albus—*d.* of Crete, Origanum dictamnus—*d.* Mountain, Cunila Mariana.

DITTECOIA, Double hearing.

DITTOPIA, Diplopia.

DITTOPSIA, Diplopia.

DIURESÆSTHESIS, *Diuresæsthesis, Uresæsthesis;* from *διουρεσις,* 'to pass the urine,' and *αἰσθησις,* 'feeling.' The desire or want to pass the urine.

DIURESIS, from *δια,* 'through or by,' and *ουρεσις,* 'I pass the urine.' An abundant excretion of urine.

DIURETIC, *Diureticus, Ischuret'ic,* same etymon; *Uret'icus.* A medicine which has the property of increasing the secretion of urine. Diuretics act by producing a discharge of the watery and other parts of the blood; and, by such discharge, indirectly promote absorption over the whole system. Hence, they are employed in dropsy. The following are the chief Diuretics:—Cantharis; Cantharis Vittata; Potassæ Acetas; Potassæ Liquor; Cahaica; Colchici Radix; Colchici Semen; Digitalis; Diosma Crenata; Juniperus; Oleum Terebinthinæ; Potassæ Nitras; Potassæ Bitartras; Scilla; Sodæ Sales, and Spiritus Ætheris Nitrici.

DIURETICA, Arnica montana.

DIURETICOÆSTHESIS, Diuresæsthesis.

DIVARICATIO, Ectropion.

DIVERSORIUM CHYLI, Receptaculum chyli.

DIVERTICULA SPIRITUUM ANIMALIUM, Ganglions, nervous.

DIVERTICULUM, *Deverticulum.* 'A turning; from *divertere,* (*dis,* and *vertere,*) 'to turn aside.' An organ, which is capable of receiving an unusual quantity of blood, when the circulation is obstructed or modified elsewhere, is said to act as a diverticulum. Also, a malformation or diseased appearance of a part, in which it passes out of its regular course. It is sometimes applied to such a condition of the alimentary canal. Also, a hole to get out at. A by-passage. See Ectrope.

DIVERTICULUM NUC'KIT. The opening through which the round ligaments of the uterus pass.—Parr.

DIVERTICULUM PHARYNGIS, Pharyngocele.

DIVIDING, *Div'idens,* from *di* or *dis,* and the Hetruscan verb *iduo,* 'to part or portion.' That which divides or separates.

DIVIDING BANDAGE, *Fascia dividens,* (F.) *Bandage divisif,* is a bandage employed for the purpose of keeping parts separated from each other. It is used particularly to prevent improper union; as in cases of burns of the neck or other parts.

DIVINATIO, Mantia.

DIVISION, *Divisio, Dia'resis.* The accidental separation of parts, naturally united; in other words, a wound or solution of continuity. Most frequently, however, it means an operation, which consists in cutting certain parts, with the view of fulfilling some therapeutical indication.

DIVUL'SIO, *Dias'pasis,* from *divellere,* (*dis,* and *vellere,*) 'to pull asunder.' A term used in Surgery, to express the rupture or laceration of organs by external violence.

DIVUL'SIO URINÆ, Cloudiness of urine.—See Enæorema.

DIXON'S ANTIBILIOUS PILLS, Pilule antibiliosæ.

DIYLISIS, Colatio.

DIYLISMUS, Colatio.

DIZZINESS, Vertigo.

DOCCIONE, MINERAL WATERS OF. This spring is at Lucca in Italy. It is a thermal saline.

DOCHMË, δοχμη. A measure of the Greeks, equal to about four fingers' breadth: *Dactyloch' m'.*

DOCIMASIA, Dorimas'tiçé, Docimasiology'—*ia,* from *δοκιμασις,* 'I try-or prove the quality of any thing.'

DOCIMASIA MEDICAMENTO'RUM ET VENENO'RUM means the testing of medicines and poisons.

DOCIMASIA PULMO'NUM, D. Pulmonalis, Pnebiomanti'a, Pnebiomanti'a, Pnebiomantica, Lung proof, Respiration proof. Different proofs, to which the organs of respiration of a new-born child are subjected, for the purpose of detecting whether it has or has not respired after birth; in other words, whether it was born alive or dead;—*Pneusibiognosis, Pneusibios'copè.* These consist, chiefly, 1. In testing them with water, for the purpose of seeing whether the lungs are specifically heavier or lighter than that fluid. This is called *Docimasia Pulmonum hydrostatica* or the *Hydrostatic*

Test. If lighter, it would be some evidence that the fœtus had respired: 2. In comparing the weight of the lungs with that of the whole body; the weight of lungs in which respiration has taken place being nearly twice as great. This is *Docimasia Pulmonum Stativa*, or Ploucquet's *Test*: and, 3. By measuring the circumference of the thorax and lungs; and comparing their dimensions with those of an infant which has not respired. This is *Dahiel's Test*. These tests, singly, afford only probable evidence; but, when united, the deductions may be more conclusive.

DOCIMASIOLOGIA, Docimasia.

DOCK, BLOODY, Rumex sanguineus—d. Blunt-leaved, Rumex obtusifolius—d. Cresses, Lapsana—d. Sour, Rumex acetosa—d. Sour, boreal, Oxyria reniformis—d. Water, Rumex hydrolapathum—d. Wild, sharp-pointed, Rumex acutus.

DOCNA SURA, MINERAL WATERS OF. This spring is in the Krapach mountains. The water contains sulphate of soda, carbonate of soda, chloride of sodium, carbonate of lime, silica, and iron.

DOCTOR, Medicus, from *doctus*, 'learned;' 'un homme qui devrait être docte.' A Physician. Frequently applied to any one who practises medicine; although properly confined to him who has received his degree of Doctor of Medicine.

DOCTRINA GALLIANA, Craniology—d. Soteria, Medicina.

DOCTRINE, MEDICAL, Doctrina Medica. The principles or positions of any medical sect or master. Medicine has been too full of doctrines. One of the first was that of Herodotus of Selivrae, who recommended gymnastic exercises in disease. The chief founders of doctrines have been Hippocrates, Serapion of Alexandria, Philinus of Cos, Herophilus, Asclepiades, Themison of Laodicea, Thessalus of Tralles, Soranus of Ephesus, Leonides of Alexandria, Athenæus of Attalia, Archigenes of Apamæa, Agathinus of Sparta, Galenus, Paracelsus, John Baptist van Helmont, Sylvius de le Boe, Keilly, Hamberger, Pitcairne, H. Boerhaave, J. E. Stahl, Frederick Hoffman, George Baglivi, Cullen, Darwin, John Brown, Beddoes, Girtanner, Reil, Rush; Rasori, and Broussais.

DOCTRINE, PHYSIOLOGICAL, Broussaism.

DODDER OF THYME, Cuscuta epithymum.

DODECADACTYLITIS, Duodenitis.

DODECADACTYLON, Duodenum.

DODECAPHARMACUM, from δωδεκα, 'twelve,' and φαρμακον, 'a medicine.' An ancient name given to all medicines which consisted of twelve ingredients. See *Apostolorum Unguentum*.

DODECATHÆON, from δωδεκα, 'twelve,' and τρισημι, 'I put.' An antidote, consisting of twelve simple substances.—Paulus of Ægina.

DODECATHÆON, Sanicula—d. Plinii, *Pinguicula vulgaris*.

DODONÆA, Myrica gale.

DODRANS, Spithama.

DOGHOAK, Cynanche.

DOG DAYS, (F.) Jours Caniculaires. During these days comprised between the 24th of July, and the 23d of August, the temperature of the air in Europe is generally high and oppressive. They have received this name from the

dogstar, *Canicula, Σικγοτ, Si'rius*—a very brilliant star in the constellation of the *great dog*, which rises and sets, at this time, with the sun. It was formerly believed to be a period particularly unpropitious to health; that it was dangerous to purge during it; and other phantasies were indulged in regard to it.

DOGGRASS, Triticum repens.

DOGMATIC, from the Greek δογμα, from δεικναι, 'I think.' *Dogmaticus.* The name of an ancient medical sect; so called, because its members endeavoured, by reasoning, to discover the essence of diseases and their occult causes; whilst the *Empirics*, their rivals, confined themselves strictly to experience; i. e., to the observation of facts. The union of the two modes of investigation makes the rational physician. These sectarians are likewise called *Dogmatists*, and their doctrine *Dogmatism*. The founders of this sect were Hippocrates, Thessalus, Draco, and Polybius; and the most celebrated of its supporters were Diocles of Carysta, Praxagoras of Cos, Chrysippus of Soli, Herophilus, Erasistratus, &c.

DOGS' BANE, Apocynum androsæmifolium—d. Bane, bitter, Apocynum androsæmifolium.

DOGS' GRASS, Triticum repens.

DOGS' STONES, Orchis mascula.

DOGSTAR, Canicula.

DOGTREE, Cornus Florida.

DOGWOOD, Cornus Florida—d. Blueberryed, Cornus sericea—d. Female, Cornus sericea—d. Florid, Cornus Florida—d. Great flowered, Cornus Florida—d. Jamaica, Persidia erythrina—d. New England, Cornus sericea—d. Pond, Cephalanthus occidentalis—d. Silky-leaved, Cornus sericea—d. Virginian, male, Cornus Florida—d. Round-leaved, Cornus circinata—d. Swamp, Cornus sericea.

DOGT, Digitus—d. *Auriculaire, Auricular finger*—d. *Milieu*, see *Digitus*—d. *Petit*, see *Digitus*.

DOGTIER, Digitale, Digitalis—d. *d'Asdrubli*, see *Digitale*.

DOLABRA, Ascia, Doloire.

DOLICHOS, from δολιχος, 'long.' A genus of plants of the leguminous family. It includes a number of species, generally indigenous in India or America. The *Dolichos Lablab*, or *Lablab*, is found in Egypt. (Prospero Alpini.) Its fruit is eaten there, like the haricot with us. The *Dolichos Sinen'sis*, is eaten in China, and is stored up as a provision for long voyages. The *Dolichos Tuberosus*, (F.) *Pois Patate* of Martinique, has tuberous roots of the size of both fists, and has the consistence and taste of the turnip. The *Dolichos Bulbosus* of the West Indies resembles the turnip;—and from the *Dolichos Soja*, the Japanese prepare the well-known sauce *Soy*, which they term *Soja*. The most important in medicine, is the

DOLICHOS PRURIENS, Dolichos Stizolobium, Mucuna pruriens, Cowhage, Cowitch, Adaria Pala. Order Leguminosæ. (F.) *Pois à gratter.* The stiff hairs of the *Dolichos Poda*, called *Dolichos Pubes*, *D. Pruriens pubes*, *Dolichi Setæ Leguminum, Lanugo Silivica hirsuta, Mucuna*, (Ph. U. S.) are the parts used in medicine. They excite an intolerable, prurient sensation when applied to the skin; but do not irritate the mucous membrane over which they pass, when administered internally. The *Dolichos* is a mechanical anthelmintic, and

is useful in cases of ascarides lumbricoidea, and oxyures vermiculares. Dose, gr. v, to x, of the cubes, in molasses.

Mucuna pruri'ta, a distinct species, but possessing similar properties, grows in the East Indies.

DOLOIRE (F.), *As'cia*, *Dol'abra*, 'a carpenter's axe.' A *Bandage en doloire* is one in which the turns are so placed, that each one covers two-thirds of that which is immediately beneath it. It has received the name *Doloire* from its representing the obliquity of the edge of the instrument whose name it bears. See *Bandage*.

DOLOR, Pain—d. Ani, Proctalgia—d. Capitis, Cephalalgia—d. Cephalicus, Cephalalgia—d. Colicus, Colic—d. Crucians. faciei, Neuralgia, facial—d. Dentium, Odontalgia—d. Dentium à stridore, Hæmodia—d. Faciei, Neuralgia, facial—d. Ischiadicus nervosus, Neuralgia, femoro-poplitæa—d. Lenis, Hypodynia—d. Mitis, Hypodynia—d. Nephreticus, Nephralgia—d. Pectoris externus, Pleurody'nia—d. Pudendorum, Pudendagra—d. Rheumaticus et arthriticus, Rheumatism.

DOLORES AD PARTUM, Pains, labour—d. Intestinorum, Colic—d. Parturientis, Pains, labour—d. Post partum, Pains, after—d. Puerperarum, Pains, after—d. Rodentes, Pains, gnawing.

DOMBEY'A EXCEL'SA, *Arauc'ria Dombey'i*. A tree, which inhabits Chili, and furnishes *Dombeya turpentine*; a glutinous, milky-looking fluid of a strong odour and taste.

DOMESTIC, *Domesticus*, from *domus*, 'a house.' The term *Domestic* or *Pop'ulari Med'icine*, has been given to treatises written for the purpose of enabling those who are not of the profession to treat diseases, which may occur in their families, without the necessity of calling in a physician. The term, likewise, signifies—Medicine, when thus practised. It is probable, that such works have been attended with more mischievous than advantageous results.

DOMINA'RUM AQUA. A medicine described by Myrepsus, which he considered emmenagogue.

DOMPTE-VENIN, *Aselepias vincetoxicum*.

DOMUS LEPROSARIA, *Ladrerie*.

DONDO, Albino.

DONESIS, Agitation.

DORADILLA, *Asplenium ceterach*.

DORCADIZON, *Caprizans*.

DOREA, *Hemeralops*.

DOREMA AMMONIACUM, see *Ammoniac*, Gum.

DORMITATIO, Somnolency.

DORMITIO, Sleep—d. *Lucumoriana*, see *Lucumorianus*.

DORONIC, *Doronicum pardalianches*—d. *d'Allemagne*, *Arnica montana*.

DORONICUM GERMANICUM, *Arnica montana*.

DORON'ICUM PARDALIAN'CHES, *D. Roma'num*, *Roman Leopard's Bane*, (F.) *Doronic*, *Mart aux Panthères*. The root of this plant resembles *Arnica Montana* in its properties.

DORSAL, *Dorsalis*: from *dorsum*, 'the back.' *Notia'ns*. Relating to the back of the body, or of one of its parts; as the *Dorsal vertebra*, *nerves*, &c.; *Dorsal artery of the tongue*, *penis*,

&c.; *Dorsal region of the foot*, *hand*, &c.; *Dorsal Consumption*, &c.

DORSAL, **LONG**, *Longissimus dorsi*.

DORSO-COSTAL, *Serratus posticus superior*—d. *Lumbo-costal*, *Serratus posticus inferior*—d. *Lumbo-sacro-humeral*, *Latissimus dorsi*—d. *Susacromien*, *Trapezius*—d. *Trachelion-occipital*, *Complexus*.

DORSTENIA BRAZILIENSIS, *Caa-apia*.

DORSTENIA CONTRAYER'VA, called after Dr. Dorsten; *Contrayer'va*, *Drake'na*, *Cyp'rus longus*, *o'dorus* seu *Perua'nus*, *Bezoar'dica Radix*, *Dorste'nia Houstonii*, *Lisbon Contrayer'va*, (F.) *Racine de Charcis*, *R. de Drake*, *Racine des Philippines*: *Family*, *Urticæ*. *Saz. Syst.* *Tetrandria Monogynia*. A plant of South America, whose root, *Contrayer'va* (Ph. U. S.) is aromatic, bitter, and astringent. It has been given as a tonic, stimulant and sudorific. Dose, gr. xij to ʒss.

DORSUM, *Notos*, *Noton*. The back. *Metaph'renon*, *Tergum*, (F.) *Dos*. The posterior part of the trunk, extending from the inferior and posterior region of the neck as far as the loins. The *back of the foot*, *Dorsum pedis*, is the upper part of that organ, opposite the sole: the *back of the hand*, *Dorsum manus*, the part opposed to the palm. In the same sense, we say *Dorsum penis*, *Dorsum nasi*, for the upper part of those organs.

DORSUM, *Vertebral column*—d. *Manûs*, *Opisthanar*.

DORYCIMUM, *Costus creticus*.

DOS, *Dorsum*.

DOSE, *Dosis*, *Præ'bi'um*. The quantity of any substance, which ought to form part of a compound medicine, or ought to be exhibited singly, to produce a desired effect. Many circumstances influence the doses of medicine. *Women* require smaller doses, as a general principle, than *men*. *Habit* has a great effect, as well as *climate*, *age*, *idiosyncrasy*: all these, and other circumstances, must be taken into account; and every general rule on the subject will be found to have numerous exceptions. Some of the mechanical physicians laid it down as a rule, that the doses of medicines must always be as the *square of the constitution*! A matter not easy of calculation.

The following Tables will exhibit an approximation to the proper doses (according to age) of most substances.

TABLE OF DOSES ACCORDING TO AGE.

Age	Let the full dose be	1	1 drachm.
24	will require	2-3ds.	2 scruples.
18	- - -	half.	1 drachm.
14	- - -	1-3d.	1 scruple.
7	- - -	1-4th.	15 grains.
4	- - -	1-6th.	10 grains.
3	- - -	1-8th.	8 grains.
2	- - -	1-12th.	5 grains.

The table of doses, recommended by Dr. Thomas Young, according to age, differs in some respects from the above. Either affords a sufficient general approximation. His rule is, that

For children, under twelve years of age, the doses of most medicines must be diminished in the proportion of the age to the age increased by twelve:

thus, at two years, to 1-7th; i. e., $1-7 = \frac{2}{2+12}$

At twenty-one the full dose is given.

DOSES, BROKEN. When an agent is given in small portions it is said to be in *broken doses*,—*refractis dosibus*.

DOSIOLOGIA, Posology.

DOSIS, Dose.

DOSSIL, Bourdonnet.

DOTAGE, Dementia.

DOTHEN, Furunculus.

DOTHENENTERIA, Dothi-enteritis.

DOTHENENTERIE, Dothi-enteritis.

DOTHINENTERIA, Dothi-enteritis.

DOTHINENTERITIS, properly Dothi-enteritis, Dothi-enteritis, Dothi-enteria, Enteritis pustulosa, Enterodothi-ria, Helcenteritis, from *δοσις*, 'a pustule,' and *εσθρον*, 'intestine.' (F.) Dothi-enterite, Dothi-enterie, Dothi-enterie, Dothi-enterite, Follicular Gastroenteritis. An inflammation and ulceration of the glands or follicles of Peyer and Brunner, which Bretonneau considers to be the essence of a large class of fevers, particularly of those of the typhoid character. See Typhus.

DOTHION, Furunculus.

DOTTRINA MEDICA ITALIANA, Contr-stimulus, (doctrine of.)

DOUBLE-CONSCIOUSNESS, see Consciousness, double.

DOUBLE-HEARING, Diploco'ia, Ditteco'ia, Paracusis duplicata, P. Imperfecta. The action of the one ear unaccordant with that of the other: sounds heard doubly, and in different tones or keys.

DOUCE AMÈRE, Solanum dulcamara.

DOUCHE, (F.) In Italian *doccia*; modern Latin, *ducia*; *Cataclysmus, Douce*. This term is applied to the shock of a column of fluid, of a determinate nature and temperature, let fall upon the body. *Pumping* is a variety of the *Douche*. In using this kind of bath, the fluid is directed upon the part on which we are desirous of acting. The *douches descendantes* are those in which the fluid falls from a height,—the *douches ascendantes*, those administered in diseases of the uterus,—the *douches horizontales*, where the fluid is impelled horizontally, &c. They may be *cold* or *warm*, according to circumstances. The apparatus consists of a reservoir of water having a pipe or plug, by means of which the water can be directed as the practitioner may desire. The *Douche* communicates a considerable and peculiar shock to the nervous system; and is one of the most successful means for taming the furious maniac. It is, also, useful in chronic rheumatism, stiff joints, &c.

Douches of air are, also, occasionally used, as in cases of obstruction of the Eustachian tube by mucus. The *Douches* are sent from an air-press—of which Deleau and Kramer have invented one each—through a catheter introduced through the nose into the tube.

DOULEUR, Pain—d. de Côté, Pleurodynia—d. des Dents, Odontalgia—d. de l'Estomac, Cardialgia—d. Névralgique de l'Estomac, Cardialgia—d. Pulsative, see Throbbing.

DOULEURS, Pains, labour—d. Conquassantes, see Conquassant.

DOUSE, Douche.

DOUVE, Distoma hepaticum—d. du Fois, Distoma hepaticum—d. Petite, Ranunculus flammula.

DRACHION, Pugillus.

DRACHM, Drachma, Dram, (F.) Gros.

The ancient name of a piece of money, weighing the eighth part of an ounce. At the present day it is used for this weight.

DRACO MITIGATUS, Hydragryri submarias—d. Sylvestris, Achillea ptarmica.

DRACOCEPHALUM CANARIENSE, D. Moldav'ionum, Melis'sa Tur'cana, Turkey Balsam, Cana'ry Balsam, Balm of Gil'ead, Troc, Alpi'ni Bal'samum, (F.) Mélisse de Moldavie. A Turkish and Siberian plant, which has an aromatic taste, joined with an agreeable flavour. It has been used as a tonic.

DRACONTHÆMA, see Calamus rotang.

DRACONTIUM, Dracunculus. See, also, Dracontium fœtidum.

DRACONTIUM FÆTIDUM, Dracontium, Ictodes fœtidus, Symplocar'pus fœtida, Pothos fœtida, Arum America'num betæ fo'lio, Pothos Puto'rii, Spathye'ma fœtida, Skunk Cabbage, Polecat Collard, Cow-collard, Collard, Skunk weed, Itch weed, Stink poke, Swamp cabbage, Pole'cat weed, Hel'lebore, El'lebore, Irish Cabbage. Nat. Ord. Aroideæ. Sez. Syst. Tetrاندria Monogynia. This indigenous plant, as some of its names import, is extremely fetid. The property on which its medical virtues are dependent, resides in a volatile principle, which is impaired by long keeping, especially in powder. Dose, of the dried root, *Dracontium*, (Ph. U. S.,) ten to twenty grains. It resembles asafetida and other fetid gums in its properties; in other words, belongs to the class of reputed antispasmodics.

DRACONTIUM ANGUSTISPATHA, Symplocar'pus Angustispatha, Narrow-spathed Skunk Cabbage, is possessed of similar properties.

DRACUNCULUS, Dracontium; Vena Med'ina Ar'abum, Gor'dius Medinen'sis, Vermiculus Capilla'ris, Dracunculus Gordius, Fila'ria Medinen'sis, Malis Dracunculus, Malis Gor'dii, Muscular Hairworm, Bichios, Bicho. The Guinea Worm, (F.) Dragonneau, Ver de Guinée, Ver Filaire, V. de Médine, V. cutané, Vena de Médine. A genus of worms, frequently met with in Indian and African climes. They are characterized by a filiform body, and are smooth and nearly of equal thickness throughout. The Guinea worm, when small, insinuates itself through the cutaneous pores, and penetrates into the cellular membrane and between the muscles; especially between those of the lower limbs, where it occasions a tumour like a boil, which subsequently suppurates, and the head of the worm appears and emerges gradually. The head must then be seized, and the worm be cautiously rolled round a small cylinder of linen or other substance. Care must be taken not to break it, as great pain and obstinate suppuration might be the consequence.

Considerable obscurity rests on this subject. Some even deny that the cases of *Draunculus*, on record, are really those of worms.

DRACUNCULUS POLYPHYLLUS, Arum dracunculus—d. Pratensis, Achillea ptarmica.

DRAGÈES, (F.) Almonds or dried preserves, covered with white sugar. *Sugar plums*.

DRAGÈES DE KEYSER; a pharmaceutical preparation, formerly much celebrated in syphilis. It was composed of acetate of mercury, manna, starch, mucilage and gum tragacanth.

DRAGMA, Pugillus.

DRAGMIS, Pugillus.

DRAGON (F.), *Dragon*. Some authors have given this name to opaque spots on the cornea, and to cataract.

DRAGON CLAW, SCALY, *Pterospora andromedea*—d. Root, *Arum triphyllum*, *Pterospora andromedea*—d. Turnip, *Arum triphyllum*.

DRAGON'S BLOOD, see *Calamus rotang*.

DRAGONNEAU, *Dracunculus*.

DRAINING, *Desiccatio*, (F.) *Dessèchement*. The act of drawing off the water from marshes, for the purpose of destroying the unhealthy emanations which proceed from them. It is a well known fact, that from marshes arise certain emanations or miasmata, with the nature of which we are, however, totally unacquainted, but which are the fertile source of intermittents and other diseases. Draining the soil and converting it into arable land changes its character, and the malaria ceases to be given off. It has happened, however, that although in some such situations intermittents have been got rid of, consumptions have taken their place.

DRAKENA, *Dorstenia contrayerva*.

DRAPEAU, (F.) *Vexillum*, from *drap*, 'cloth.' A bandage, used in wounds, &c., of the nose, to keep the dressings *in situ*. It is composed of a small triangular compress, having two openings at its inferior part, corresponding to those of the nostrils. It is fixed by means of a bandage, passing from its superior angle over the head; and another passing round the head, under the orbits, so as to join the first at the nape of the neck. Also, *Pterygion*.

DRAP FANON, see *Fanon*.

DRASTIC, *Drasticus*, *Cenotic*, from *δραω*, 'I operate strongly.' Active. An epithet, given to purgatives, which operate powerfully; as *elaterium*, *oil of croton*, &c.

DRAUGHT, *Hautus*. A term also applied by nurses to the sudden rush of blood to the mammae, occasioned in the mother by the sight or even thought of her infant, and which occasions a greatly increased secretion of milk.

DRAUGHT, BLACK, see *Infusum sennæ compositum*.

DRAX, *Pugillus*.

DREAM, *Somnium*—d. Waking, *Hallucination*.

DRÈCHE, *Malt*.

DREGS, *Feculens*.

DREPANOIDES, *Falciform*.

DRESS, *Vestitus*.

DRESSER, from (F.) *dresser*, 'to put right.'

An hospital assistant, whose office it is to dress wounds, ulcers, &c. He corresponds in function to the *Élève externe* of the French hospitals.

DRESSING, *Cura*, *Curat'io*, (F.) *Pansement*. The methodical application of any remedy or apparatus to a diseased part. Also, the remedy or apparatus itself.

DRIMYPHAGIA, from *δριμος*, 'acid,' 'aromatic,' and *φαγω*, 'I eat.' An aromatic and exciting diet.

DRINK, from Sax. *drincan*, *Poma*, *Potio*, *Potus*, (F.) *Boisson*. Every liquid introduced into the alimentary canal for the purpose of repairing the loss of the fluid parts of the body. The necessity for its use is indicated by the sensation of thirst. Fluid, taken during a meal, aids in the digestion of the food. Some drinks are exciting and tonic, as the different varieties

of beer, wine, and spirits, which we use at table. In a therapeutical point of view, drinks are used to appease the thirst which prevails in febrile affections, or to act as diluents in those and other cases.

The Ordinary Drinks, according to their chemical composition, are—1. *Water*, spring water, river water, well water, &c.—2. *Juices and infusions of Animal and Vegetable substances*, lemon juice, currant juice, whey, tea, coffee, mattee, &c.—3. *Fermented Liquors*, wines, ale, beer, cider, perry.—4. *Spirituuous Liquors*, brandy, alcohol, ether, kirschwasser, rum, arrac, gin, whiskey, ratifies, cordials, &c.

DRIVELLING, *Slavering*.

DROGUE, *Drug*.

DROGUIER, (F.) Same etymon as *drug*. A collection of different simple medicinal substances.

DROGUISTE, *Druggist*.

DROIT DE L'ABDOMEN, *Rectus abdominis*—d. *Antérieur de la cuisse*, *Rectus femoris*—d. *Antérieur de la tête*, *Rectus capitis internus minor*—d. *Antérieur de la tête, grand*, *Rectus capitis internus major*—d. *Externe de l'œil*, *Rectus externus oculi*—d. *Inférieur de l'œil*, *Rectus inferior oculi*—d. *Interne de la cuisse*, *Gracilis*—d. *Interne de l'œil*, *Rectus internus oculi*—d. *Latéral de la tête*, *Rectus capitis lateralis*—d. *Postérieur de la tête, grand*, *Rectus capitis posticus major*—d. *Postérieur de la tête, petit*, *Rectus capitis posticus minor*—d. *Supérieur*, *Rectus superior oculi*.

DROP, *Gutta*, (q. v.)

DROP, AGUE, TASTELESS, *Liquor arsenicalis*—d. *Black*, *Guttæ nigræ*—d. *Red*, *Ward's*, see *Vinum antimonii tartarizati*—d. *Serene*, *Amaurosis*.

DROPACISMUS, *Depilation*.

DROPAX, *Depilatory*.

DROPPED HANDS, see *Hands*, *dropped*.

DROPS, ABBÉ ROUSSEAU'S, *Laudanum Abbatis Rousseau*—d. *Anodyne*, *Liquor morphinæ acetatis*—d. *Antiscorbutic*, *Marsden's*, see *Infusum gentianæ compositum*—d. *Antivenereal*, see *Tinctura ferri muriatis*—d. *Chamomile*, see *Anthemis nobilis*—d. *Dutch*, *Balsam of sulphur*, *Balsam of Turpentine*—d. *Fit*, *Spiritus ammoniæ fetidus*, see *Fuligo*—d. *Golden*, de la *Motte's*, *Tinctura seu alcohol sulfurico-æthereus ferri*—d. *Green's*, see *Liquor Hydrargyri oxymercuriatis*—d. *Jesuit's*, *Tinctura benzoini composita*—d. *Lavender*, *Spiritus Lavandulæ compositus*—d. *Nitre*, *Spiritus ætheris nitrici*—d. *Norris's*, see *Antimonium tartarizatum*—d. *Norton's*, *Liquor Hydrargyri Oxymuriatis*—d. *Pectoral*, *Pectoral drops*, *Bateman's*—d. *Peppermint*, *Pastilli de menthâ piperitâ*—d. *Soot*, see *Fuligo*—d. *Wade's*, *Tinctura benzoini composita*—d. *White*, *Ward's*, see *Hydrargyri nitras*.

DROPS, WARBURG'S. A secret preparation used in Demarara under the name of *Warburg's Fever-Drops*. It is said to be a tincture of *Berberia*.

DROPSICAL, *Hydropicus*.

DROPSY, *Hydrops*—d. of the *Belly*, *Ascites*—d. of the *Brain*, *Hydrocephalus*—d. of the *cellular Membrane*, *Anasarca*—d. of the *Chest*, *Hydrothorax*—d. of the *Eye*, *Hydrophthalmia*.

DROPSY, FIBRINOUS. Dropsy in which the effused fluid contains fibrin.

DROPSY, GENERAL, Anasarca—d. of the Head, Hydrocephalus—d. of the lachrymal Sac, Fistula lachrymalis—d. of the lachrymal Sac, Lachrymal hernia—d. of the Pericardium, Hydropericardium—d. of the Peritoneum, Ascites—d. of the Pleuræ, Hydrothorax—d. Water of, Serum of Serous membranes—d. Wind, Emphysema—d. of the Womb, Hydrometra.

DROPPWORT, Spizæa filipendula—d. Hemlock, Cenanthe—d. Water, Hemlock, Cenanthe—d. Western, Gillenia trifoliata.

DROSERÀ ROTUNDIFOLIA. The systematic name of the *Sundew, Ros' solis, Drosiobol' anon, Dro'sium, Rorel'lo, (F.) Rossolis.* This plant has a bitter, acrid, and caustic taste. It has been used as a rubefacient, and to destroy warts and corns. It has, also, been regarded as a pectoral.

DROSIOBOTANON, Drosera rotundifolia.

DROSIMUM, Drosera rotundifolia.

DROSOMELI, Fraxinus ornus.

DRUG, Medicamentum, (F.) Droguæ. A name ordinarily applied to simple medicines, but by extension, to every substance employed in the cure of disease. Ménage derives it from *droga*; and this from the Persian *droa*, 'odour,' because many drugs have a strong odour. It is from the Teutonic *trocken*, Sax. *trizan*, 'to dry.'

DRUGGIST, Drugger, Dragster. Same etymon. *Pharmacop'la, Materialis'ta, Sepiasid'rius, Pharmacop'us, (F.) Droguiste.* One who sells drugs.

DRUM OF THE EAR, Tympanum.

DRUNKENNESS, Temulentia.

DRYING, Desiccation, Siccat'io, Xeran'sis, Auran'sis, Desiccat'io, Exsiccat'io; same etymon as Drug. Evaporation or removal of the superfluous humidity in a body.

DRYING OF PLANTS, Desiccation of Plants. Those which are very succulent should be dried quickly. They must be spread upon lattice work, covered from the light and exposed to the heat of the sun or to that of a stove, not exceeding 110° Fahrenheit. The drying of less succulent plants can be effected at a lower temperature. *Flowers* must be dried very carefully, excluding the light. Seeds are dried in a place where there is a free current of air. *Pulpy fruits* may be exposed to a gentle heat in a stove, which may be gradually elevated. *Roots* may also be dried in the stove; the tuberous require to be cut in slices.

DRYMIS WINTERI, Wintera aromatica.

DTHOKE, Frambesia.

DUALITY, Dualitas, from duo, 'two.' The state or quality of being two.

DUALITY OF THE MIND, OR BRAIN. As the organ consists of two hemispheres, they have been regarded by some as separately and distinctly concerned in the mental and moral manifestations.

DUCKSFOOT, Podophyllum montanum.

DUCT, ALIMENTARY, Canal alimentary, Thoracic duct—d. of Bellini, Uriniferous tube—d. Nasal, Lachrymal duct—d. of Pecquet, Thoracic duct—d. of Wirsung, see Pancreas.

DUCTOR CANALICULATUS, Gorget—d. Urinæ, Ureter.

DUCTUS, Canal, Meatus—d. Arteriosus, Arterial duct—d. Auris palatinus, Eustachian Tube—d. Belliniani, Uriniferous Tubes.

DUCTUS BARTHOLINIANUS, BARTHOLINE'S

Duct, (F.) Canal de BARTHOLIN. The excretory duct of the sublingual gland.

DUCTUS BILIARI, Pori biliarii—d. Botalli, Arterial duct—d. Choledochus, Choledeoch duct—d. Chyliferus, Thoracic duct—d. Cibaricus, Canal, alimentary—d. Ferreini, Ferrein, canal of—d. Hepaticus, Hepatic duct—d. Incisivus, Palatine duct (anterior)—d. Intestinalis, Canal, alimentary—d. Lacteus, Thoracic duct—d. Lachrymalis, Lachrymal duct—d. Lacrumalis, Lachrymal duct—d. Nasalis orbitæ, Lachrymal or nasal duct—d. Nasalo-palatinus, Palatine duct (anterior)—d. ad Nasum, Lachrymal or nasal duct—d. Nutritii, Canals, nutritive—d. Pancreaticus, see Pancreas—d. Pecqueti, Thoracic duct—d. Punctorum lachrymalium, Lachrymal ducts—d. Riviniani, see Sublingual gland—d. Rorifer, Thoracic duct.

DUCTUS SALIVALIS INFERIOR, Ductus Warthonianus, (F.) Canal de WARTHON. The excretory duct of the submaxillary gland.

DUCTUS SALIVALIS SUPERIOR, Ductus Stenonianus, STENO'S Duct, (F.) Canal de STENON. The excretory duct of the parotid gland which opens into the mouth opposite the second upper molar tooth.

DUCTUS SEMI-CIRCULARES LABYRINTHI, Semi-circular canals—d. Serosi, Lymphatic vessels—d. Spirales cochleæ, Scales of the cochlea—d. Stenonianus, Ductus salivaris superior—d. Thoracicus, Thoracic duct—d. Urinæ, Ureter—d. Urinarius, Urethra—d. Uriniferi Bellini, Uriniferous tubes—d. Varicosi uteri, Tubæ Fallopianæ—d. Venosus, Canal, venous—d. Waltheriani, see Sublingual gland—d. Warthonianus, Ductus salivaris inferior.

DUELECH, Dulech.

DUELLA. The ancient name of a weight, which was equivalent to eight scruples.

DUG, Nipple.

DULCAMARA, Solanum dulcamara.

DULCEDO AMORIS, Clitoris.

DULECH, Dulech. A term employed by Paracelsus and Van Helmont to designate a pretended tartarized substance, which forms in the human body, and produces acute pain, accompanied with great danger.

DULSE, Rhodomela palmata—d. Pepper, Laurentia pinnatifida.

DUMBNESS, Mutitas.

DUNBLANE, MINERAL WATERS OF. The springs of Dunblane, in Scotland, contain sulphate of soda, chlorides of sodium and calcium, and carbonate of iron.

DUNG, Fimus—d. Cow's, Fimus Vaccæ—d. Goose, Fimus anseris—d. Stone-horse, Fimus equinus.

DUNGA, Dengue.

DUODENITIS, Dodecadactylitis. A hybrid term, from *duodenum*, and *itis*, denoting inflammation. Inflammation of the duodenum, characterized by white tongue; bitter taste; anorexia; fulness and tenderness in the region of the duodenum; and often yellowness of skin; along with the ordinary signs of febrile irritation.

DUODENUM, Ventric'ul'us Succenturiatus, Ec'physis seu Appen'dix seu Proce'ssus Ventic'uli, Portonarium, Dodecadactylon, from δωδεκα, 'twelve,' and δακτυλος, 'a finger.' The duodenum is the first part of the intestinal canal, commencing at the pyloric orifice of the stomach, and terminating in the jejunum. Its

length is about 12 fingers' breadth, and as it is only partially covered by the peritoneum, it is susceptible of considerable dilatation; hence its name *Ventriculus succenturiatus*. In the duodenum, *chylification* takes place after the admixture of the biliary and pancreatic fluids with the chyme.

DUO-STERNAL. Béclard thus names the second osseous portion of the sternum, which corresponds to the second, intercostal space.

DUPPLICATION, (*dua*, 'two,' and *plicare*, 'to fold.')

Duplicatio, *Duplicitas*, *Diplasiasmus*, *Diplosis*. A species of malformation, characterized by the parts concerned being doubled.—Meckel.

DUPPLICATION, *Duplicatura*, *Reflexio*, from *duplex*, 'double,' 'twofold.' The folding or reflexion of a membrane upon itself; as *Duplicatura* or *reflexio* of the *pleura*, *peritoneum*, &c.

DUPONDIUM. A weight of four drachms.—Galen.

DUR, Hard.

DURA MATER, *Crassa meningx*, *Dura meningx*, *Scleromeningx*, *Meningx exte'rior*, *Meningx sclera*, *M. pachy'a* of Galen, *Dura membra'na cerebrum ambiens*, *Cuticula'ris membra'na*, *M. dermato'des*, *Meninge*, (Ch.). It has been called *dura*, because of its great resistance; and *mater*, because it was believed to give rise to every membrane of the body. (F.) *Dure mère*, *Dure-taye* (Paré.) It is a fibrous semitransparent membrane, of a pearly-white colour, thick, and very resisting; lines the cavity of the cranium, and contains the spinal marrow; protects the brain and marrow; and, by its various expansions—the *falx cerebri*, *tentorium*, &c.—supports the different parts of the cerebral mass. The largest artery of the dura mater is the *A. meningea' med'ia*.

DURA MATER, LATERAL PROCESSES OF THE, Tentorium.

DURE MÈRE, *Dura mater.*

DURE TAYE, *Dura mater.*

DURÉTE D'OREILLE, *Barycoicia—d. de l'Ouie*, Deafness.

DURILLON, *Callosity.*

DURUS, *Hard.*

DUTROA, *Datura stramonium.*

DWARF, Nanus.

DWARFISH, see *Nanus*.

DWARFISHNESS, *Nanosomus.*

DYCTOIDES, *Reticular.*

DYERS' BROOM, *Genista tinctoria—d. Weed*, *Genista tinctoria*, *Reseda luteola*.

DYNAMETER, *Dynamometer.*

DYNAMIC, *Dynamicus*, (F.) *Dynamique*: same etymon. In Mechanics, the part, which investigates the powers whereby bodies are put in motion, and the laws resulting therefrom. In Biology, that which relates to the vital forces. Those influences of agents on the organism, which are ascribable to neither mechanical nor chemical causes, are sometimes termed *dynamic*.

DYNAMICUS, *Dynamic.*

DYNAMIS, *Faculty, Force.*

DYNAMOMETER, *Myodynamiom'eter*, *Myodynamom'eter*, from *δυναμις*, 'force,' 'vital power,' and *μετρον*, 'measure.' An instrument, contrived by M. Regnier, for measuring the comparative muscular strength of man and animals. It consists of a spring, which, when pressed upon, causes a needle to move upon a

portion of a circle, furnished with a scale of kilogrammes and one of myriagrammes. To measure the strength of the hands, the two branches of the spring are firmly grasped, and brought as near together as the force can carry them. This effort makes the needle traverse, and indicates, on the scale of kilogrammes, the strength of the experimenter's hands. A man, 25 or 30 years of age, exerts a force commonly equal to 50 kilogrammes or 100 pounds.

The strength of the loins of a man, about 30 years of age, as indicated by this instrument, is usually about 13 myriagrammes, or 265 pounds, which shows the weight he is capable of raising.

From experiments made by Peron, in his voyage, on 12 individuals of Van Dieman's Land, 17 of New Holland, 56 of the Island of Timor, 17 Frenchmen belonging to the expedition, and 14 Englishmen in the colony of New South Wales, he found their comparative strength, indicated by the dynamometer, to be as follows:

NATIVES OF	STRENGTH			
	of the arm.		of the loins.	
	Kilog.	lbs.	Myri.	lbs.
1. Van Dieman's Land.	50.6	101.2		
2. New Hollsnd.	50.8	101.6	10.2	208.08
3. Timor.	58.7	117.4	11.6	238.64
4. France.	69.2	138.4	15.2	310.08
5. England.	71.4	142.4	15.2	332.52

DYNAMOMETER OR DYNAMETER, MEDIC'INAL. An instrument, invented by Dr. Paris, for the purpose of showing the quantity of active matter contained in a given weight or measure of any officinal compound, with the dose of any preparation, which will be equivalent in strength to a given quantity of any other of the same class. The instrument is more ingenious than useful.

DYOTA, Diota.

DYS, δυσ, in composition, 'difficult, faulty;' sometimes privative; mostly answering to the particles *dis*, *in*, *mis*, or *un*, in English. Hence: **DYSÆMIA**, from *δυσ*, 'with difficulty;' and *αἷμα*, 'blood.' A morbid condition of the blood.

DYSÆSTHESIA, *Dysæsthe'sis*, from *δυσ*, 'with difficulty,' and *αισθησις*, 'I feel.' Obscure, diminished, or even abolished sensation.

DYSÆSTHESIA AUDITORIA, *Cophosis—d. Gustatoria*, *Ageusia—d. Interna*, *Amnesia—d. Ql-factoria*, *Anosmia*.

DYSÆSTHESIA VISUALIS, *Parop'sis*. Sense of sight vitiated or lost.

DYSÆSTHESIS, *Dysæsthesia*.

DYSANAGOGOS, from *δυσ*, 'with difficulty,' and *αναγον*, 'I bring up.' That which is expectorated with difficulty. An epithet given, by the Greek writers, to the sputa, when expectorated with difficulty, on account of their viscosity.

DYSANARRHOPHESIS, *Dysanarrhoph'ia*; from *δυσ*, 'with difficulty,' and *αρροφησις*, 'absorption.' Diminished absorption from morbid causes.

DYSAPHE, *Dysaph'ia*, from *δυσ*, and *αφη*, 'feeling.' Morbid feeling.

DYSAPULOTUS, *Dysapul'us*, *Dysepula'ti-*

eus, *Dysulotus*, from *δυσ*, and *αουλου*, 'to heal.' Healing with difficulty.

DYSARTHRTIS, Gout, irregular.

DYSCATAFROSIS, Dysphagia.

DYSCATAPOSIS, Dysphagia.

DYSCATAPO'TIA, from *δυσ*, and *καταπινω*, 'I drink.' Difficulty of swallowing liquids. This term is recommended by Dr. Mead as a substitute for hydrophobia, which means dread of liquids. The dread seems to be partly caused by the difficulty of deglutition.

DYSCHE'ZIA; from *δυσ*, and *χεειν*, 'to go to stool.' Difficult and painful defecation.

DYSCHRŒA, from *δυσ*, 'with difficulty,' and *χρῶα* or *χρῶια*, 'colour.' *Dischro'a*. Sickly or unhealthy colour of the skin. Used synonymously with the *macula* of Willan.

DYSCINE'SIA, from *δυσ*, 'with difficulty,' and *κινεω*, 'I move.' Difficulty or utter incapability of moving.—Galen.

DYSCOILIA, Constipation.

DYSCOPHO'SIS, from *δυσ*, 'with difficulty,' and *κοφω*, 'I am deaf.' A defect in the sense of hearing. Hippocrates.

DYSCO'RIA, from *δυσ*, and *κορη*, 'the pupil.' Irregularity of shape of the pupil.

DYSCRA'SIA, from *δυσ*, and *κρασις*, 'temperament.' *Intemperies*, *Distemperantia*, *Dyscrasy*. A bad habit of body.

DYSCRASIA SCROFULOSA, Scrofula—d. Tuberculosis, see Tubercle.

DYSCRASIAÆ, Dysthetic.

DYSCRASY, Dyscrasia—d. Bilious, Icterus.

DYSCRITOS, from *δυσ*, 'with difficulty,' and *κρισις*, 'judgment.' That which it is difficult to judge of.—Hippocrates.

DYSDA'CRIA, *Dysdacrya'sis*, from *δυσ*, and *δακρῶν*, 'a tear.' A morbid condition of the tears.

DYSDACRYOSIS, Dysdacria.

DYSECCRISIA, from *δυσ*, and *εκκρισις*, 'excretion.' Difficult or defective excretion.

DYSECŒA, Baryecœia, Deafness.

DYSEL'CIA, *Dyssepulotus*, from *δυσ*, 'with difficulty,' and *ελκος*, 'an ulcer.' An ulcer difficult to heal.—Hippocrates, Fœsius.

DYEMESIA, Vomiturion.

DYSENTERIA, Dysentery—d. Biliosa, Coliccholosis—d. Hæmatera, Dysentery—d. Hepatica, Hepatirrhœa—d. Maligna, Enterocœce—d. Putrida, Enterocœce—d. Scorbutica, Enterocœce—d. Splenica, Melæna—d. Typhodes, Enterocœce.

DYSENTERIC, *Dysenter'icus*, *Dysenter'us*, same etymon as Dysentery. Relating to dysentery.

DYSENTERIUM, Dysentery.

DYSENTERONERVIA, Colic—d. Saturniana, Colica metallica.

DYS'ENTERY, *Dysenter'ia*, *Dysenter'ium*, *Dysenter'ia humata'ra*, *Difficultas intestinalium*, from *δυσ*, and *εντερῶν*, 'an intestine;' *Dissolutus maribus*, *Diarrhœa carnosâ*, *Coli'tis*, *Colau'tis*, *Colo-recti'tis*, *Endocoli'tis*, *Esocoli'tis*, *Defluxus Dysenter'icus*, *Febris Dysenter'ica*, *Flumen dysenter'icum*, *Fluxus dysenter'icus*, *F. cruentus cum Tenes'mo*, *Rheumatis'mus intestinalium cum ul'ceri*, *Tor'mina Celsi*, *Tor'mina*, *Blenner'ia*, *Morbus dissolutus*, *Sedes cruenta*, *Lues dysenter'ica*, *Bloody Flux*; *Flux*, (F.) *Flux dysenter'ique*, *Flux de sang*. Inflammation of the mucous membrane of the large intestine; the chief symptoms of which

are:—fever; more or less inflammatory, with frequent mucous or bloody evacuations; violent tormina and tenesmus. When the evacuations do not contain blood, it has been called *Dysenter'ia alba* or *simple Dysentery*. The seat of the disease is, generally, in the colon and rectum. It occurs, particularly, during the summer and autumnal months, and in hot climates more than in cold: frequently, also, in camps and prisons, in consequence of impure air, and imperfect nourishment: and is often epidemic. Sporadic cases of dysentery are, generally, easily managed; but when the disease occurs epidemically, it often exhibits great malignancy. Generally, it yields to mild laxatives, as castor oil, combined with diaphoretic narcotics, such as the *pulvis ipecacuanhæ compositus*, and counter-irritants to the abdomen; but, at times, the inflammation runs on so speedily to ulceration, that, unless a new action be rapidly excited, death will be the consequence. In such cases, mercury must be rapidly introduced into the system, and narcotics may be combined with it. The whole management in acute dysentery must, of course, be strictly antiphlogistic.

DYSENTERY, BILIOUS, Colocolosis.

DYSEPULOTICUS, Dysapulotus.

DYSEPULOTOS, Dyselcia.

DYSGALACTIA, Dysgalia.

DYSGAL'IA, *Dysgalact'ia*, from *δυσ*, and *γαλα*, 'milk.' An unhealthy condition or deprivation of the milk.

DYSGENNE'SIA, from *δυσ*, and *γενεσις*, 'generation.' Lesion of the generative organs or functions.

DYSGEU'SIA, *Disgenet'ia*, from *δυσ*, and *γευστις*, 'taste.' A morbid condition of the sense of taste.

DYSHÆMORRHŒA, from *δυσ*, 'with difficulty,' and *αιμορροει*, 'I pass blood.' Diminution or suppression of the hemorrhoidal flux. Also, symptoms occasioned by its diminution or suppression.—Sagar.

DYSHÆMORRHŒA, from *δυσ*, *αιμα*, 'blood,' and *ρροει*, 'to flow.' Difficulty of the flow of blood,—according to some, of the hemorrhoidal flux.

DYSHÆ'MIA, from *δυσ*, and *αιμα*, 'blood.' A morbid condition of the blood.

DYSHAPH'IA, *Dysaph'ia*, from *δυσ*, and *αφη*, 'touch.' A morbid condition of the sense of touch.

DYSHI'DRIA, *Dysid'ria*, from *δυσ*, and *ιδρωις*, 'sweat.' A morbid state of the perspiration.

DYSIATOS, *δυσιατος*, from *δυσ*, 'with difficulty,' and *ιαται*, 'to heal;' *Cura'tu diffic'ilis*. Difficult of cure.—Hippocrates.

DYSLALIA, Balbuties, Bradylogia.

DYSLOCH'IA, *Cal'ica lochia'itis*, *Hyster'algia lochia'itis*, from *δυσ*, and *λογιος*; 'relating to parturition.' Diminution or suppression of the lochial discharge.

DYSMASE'SIS, *Dysmasse'sis*, *Bradymasse'sis*, from *δυσ*, 'with difficulty,' and *μαστις*, 'masticat'on.' Difficult or impeded mastication.

DYSMENIA, Dysmenorrhœa.

DYSMENORRHŒE, Dysmenorrhœa.

DYSMENORRHŒA, *Dysme'nia*, *Parame'nia diffic'ilis*, *Menorrh'gia stillat'itia*, *Menstrua diffic'ilis*, *M. Dolor'ia*, *Amenorrh'ea diffic'ilis* seu *partialis*, *Menses dolorifica*, *Me-*

norrhagia difficilis, Menstruatio difficilis, M. dolorifica, Laborious or Difficult Menstruation, (F.) Dysmenorrhée, Menstruation difficile, Règles difficiles, Stranguræ menstruelle. Catamenia passed with great local pain, especially in the loins:—with sometimes a membranous discharge. Dysmenorrhœa is very difficult of removal, and prevents conception. In the married female, if she should be able to pass one period without pain, and subsequently become pregnant, the morbid action may be broken in upon, by gestation, and a perfect cure be obtained. Change of air, soon after marriage, will sometimes give occasion to this desirable result. The affection generally depends upon subinflammation of the interior of the uterus, called into action at each catamenial period. The violence of the pain requires the liberal use of narcotics.

DYSMNE'SIA, from *δυσ*, 'badly,' and *μνήσις*, 'memory.' Defective memory.

DYSMORPHE, Deformation.

DYSMORPHIA, Deformation.

DYSMORPHOSIS, Deformation.

DYSNAPHRONERVIE, Nephralgia.

DYSODES, Fetid.

DYSODIA, *Dysod'mia, Dysos'mia, Fætor, fætor,* from *δυσ*, 'badly,' and *ὀσμή*, 'I smell.' (F.) *Puanteur.* Sauvages has given this generic name to all diseases, characterized by fetid emanations, from whatever part proceeding;—from the mouth, nasal fossæ, bronchia, stomach, axillæ, groins, &c. Also, a stench or stink, *Pœa.*

DYSODMIA, Dysodia.

DYSODONTIASIS, *Denti'tio Difficilis*, from *δυσ*, 'with difficulty,' and *ὀδοντίας*, 'dentition.' Difficult dentition.

DYSONE'ROS, from *δυσ*, 'with difficulty,' and *ὄνειρος*, 'a dream.' Insomnia, with restlessness.

DYSOPIA, properly *Dysops'ia, Dysopa'sis*, signifying 'shame,' from *δυσ*, 'with difficulty,' and *ὀπταίαι*, 'I see.' Difficulty of seeing: obscurity of vision.

DYSOPIA DISSITORUM, Myopia.

DYSOPIA LATERALIS, *Parops'is lateralis, Skue-sight, Sight Askew.* Vision only accurate when the object is placed obliquely. This state is generally caused by some opacity of the cornea.

DYSOPIA LUMINIS, Nyctalopia—d. Proximum, Presbytia—d. Tenebrarum, Hemeralopia.

DYSOPSIA, Dysopia.

DYSORASIS, Dysopia.

DYSOREX'IA, *Inappeten'tia, Appeti'tus defici'ens*, from *δυσ*, 'with difficulty,' and *ὄρεξις*, 'appetite.' Diminution of appetite.

DYSOSMIA, from *δυσ*, 'with difficulty,' and *ὀσμή*, smell.' Diminution of smell.

DYSOSPHERE'SIA, *Dysosphre'sis, Dysosphra'sia, Dysphre'sis*, from *δυσ*, and *ὀσφρητις*, 'the sense of smell.' A morbid state of the sense of smell.

DYSOSTO'SIS; from *δυσ*, and *ὀστέον*, 'a bone.' A faulty conformation or morbid condition of bone.

DYSPATHIA, see Serious.

DYSPEPSIA, from *δυσ*, 'with difficulty,' and *πέψω*, 'I concoct.' *Limo'sis Dyspeps'ia, Anorexia, Apeps'ia, Bradypeps'ia, Gastroataxia, Digest'ia depravata, D. difficilis, D. læsa, Gastro-ato'nia, Concoctio tarda, Stom'a-*

chi resolutio, Cru'ditas, Passio stomach'ica, Indigestion, Difficulty of Digestion. A state of the stomach, in which its functions are disturbed, without the presence of other diseases, or when, if other diseases be present, they are of but minor importance. The symptoms of dyspepsia are very various. Those affecting the stomach itself are:—loss of appetite; nausea; pain in the epigastrium or hypochondrium; heart-burn; sense of fulness, or weight in the stomach; acrid or fetid eructations; pyrosis, and sense of fluttering or sinking at the pit of the stomach. The sympathetic affections are of the most diversified character. Dyspepsia, being generally of a functional nature, is devoid of danger. When arising from disease of the stomach itself, it is, of course more serious.

It is usually dependent on irregularity of living; either in the quantity or quality of the food taken; and the most successful treatment is, to put the patient on a diet easy of digestion; to combat the causes, where such are apparent; and, by proper remedies and regimen, to strengthen the system in every practicable manner. A great error exists in regarding it as always a disease of debility. It is often connected with an inflammatory or subinflammatory condition of the mucous lining of the stomach, and of course a very different plan of treatment is required in the two cases. Dyspepsia is often attended with too great a secretion of the gastric acids; but, on other occasions, they would appear to be too small in quantity, so as to constitute *alkaline indigestion* or *neutral indigestion*.

DYSPEPSIA CHLOROSIS, Chlorosis—d. Hypochondriasis, Hypochondriasis—d. Pyrosis, Pyrosis.

DYSPEPSIODYNIA, Cardialgia.

DYSPEPSODYNIA, Cardialgia.

DYSPEPTIC, *Dyspepticus, Dyspeptus, Apeptic, Apepticus*; same etymon. Having relation to dyspepsia, as '*dyspeptic bread.*' One who suffers from dyspepsia.

DYSPEPTICUS, Dyspeptic.

DYSPEPTODYNIA, Cardialgia.

DYSPEPTUS, Dyspeptic.

DYSPERMA'SIA, *Dyspermatismus*, from *δυσ*, 'with difficulty,' and *σπέρμα*, 'sperm.' Difficulty—sometimes incapacity—of voiding the sperm.

DYSRERMATISMUS, Bradyspermatismus.

DYSPHA'GIA, *Dyscatbro'sis, Dyscatap'sis, Deglutit'io difficilis, D. læsa, D. impendita*, from *δυσ*, 'with difficulty,' and *φαγω*, 'I eat.' Difficulty of deglutition. Dysphagia is almost always symptomatic; either of inflammation or of other disease of the organs of deglutition, or of incomplete obstruction of the œsophagus, by some obstacle within it, or by a neighbouring tumour. At times, it is produced by spasm or paralysis of the œsophagus. The prognosis and treatment vary according to the cause.

DYSPHAGIA ATONICA, Pharyngoplegia.

DYSPHAGIA CONSTRICTA, *D. Pharyngæ, D. Œsophagæ, D. Callu'sa, Strictu'ra Pharyng'is seu Œsoph'agi vera, S. Œ. Callu'sa, Stenochoria Œsoph'agi, Œsophaginctiu.* Stricture of the pharynx and œsophagus is an affection which may be the result of pharyngitis or œsophagitis; but more frequently of malignant disease in the

parietes of the tube. The only remedy is the bougie.

DYSPHAGIA INFLAMMATORIA, Œsophagitis—d. Pharyngea, D. Constricta—d. Œsophagea, D. Constricta—d. Spasmodica, Œsophagismus—d. Callosa, D. Constricta—d. Paralytica, Œsophagoplegia, Pharyngoplegia—d. Nervosa, Œsophagismus—d. Torpida, Pharyngoplegia—d. Globosa, Angone—d. Hysterica, Angone—d. Inflammatoria, Cynanche tonsillarıs—d. Lingua, Paraglossa—d. Ranula, Ranula—d. Uvula, Staphylœdema—d. Scirrhusa, Læmoscirrhus—d. Spastica, Œsophagismus.

DYSPHONIA, from *δυσ*, and *φωνη*, 'the voice.' Difficulty of producing and articulating sounds: voice imperfect or depraved. *Aphonia* (of some.)

DYSPHONIA IMMODULATA NASALIS, Rhinophonia—d. Immodulata palatina, Asaphia.

DYSPHORIA, *Inquietudo, Astasia*. Dissatisfaction; restlessness; suffering; indisposition; from *δυσ*, and *φωρα*, 'I bear.'

DYSPHORIA ANXIETAS, Anxiety—d. Nervosa, Fidgets—d. Simplex, Fidgets.

DYSPHOTIA, Myopia.

DYSPHRESIS, Dysosphresia.

DYSPIONIA, from *δυσ*, and *πιον*, 'fat.' A morbid condition of the adipous substance.

DYSPASMATIC, Cacoplastic.

DYSPNŒA, from *δυσ*, and *πνεα*, 'I breathe.' *Pseudo-asthma, Amphipnœma, Respiratio difficilis seu brevis et rara, Brachypnœa, Retentio aërea, Anhelatio, Short breath, Difficulty of breathing, (F.) Courte Haleine*. Dyspncea may be idiopathic or symptomatic. The latter accompanies almost all thoracic diseases. Urgent dyspncea has been called *amphipnœma, αμφοπνευμα*.—Hippocrates.

DYSPNŒA CONVULSIVA, Asthma—d. Hydrothoracica, Hydrothorax—d. Physiothoracica, Pneumothorax—d. Pinguedinoso, Pursiness—d. Pneumatica, Pneumothorax—d. Pyothoracica, Empyema.

DYSSALIA, from *δυσ*, and *σαλας*, 'saliva.' A morbid condition of the saliva.

DYSSYNODUS, *Dyssynodia*, from *δυσ*, and *συνδος*, 'coition.' *Coitus difficilis*. Difficulty in coition.

DYSSYNUSIA, Dyssynodus.

DYSTHANATOS, from *δυσ*, and *θανατος*, 'death.' That which causes a slow and painful

death. One who experiences this kind of death.—Hippocrates.—Galen.

DYSTHELA'SIA, from *δυσ*, and *θηλαζω*, 'I give suck.' Inaptitude for suckling.

DYSTERAPEUTOS, *Difficiliter curabilis*; from *δυσ*, and *εργασια*, 'medical treatment.' That which is difficult of cure.

DYSTHE'SIA. Bad humour. Impatience in disease; from *δυσ*, 'badly,' and *τισημι*, 'I am situate.'—Erolian.

DYSTHETICA, *Cachexia, Cachexies*; same etymon. A morbid condition of the blood or blood-vessels; alone or connected with a morbid state of other fluids, producing a diseased habit. The 4th order in the class *Hæmatica* of Good, including *Plethora, Hæmorrhagia, &c.*

DYSTHYMIA, from *δυσ*, and *θυμις*, 'mind.' *Depressio, Despondency*. A bad sign in acute diseases.

DYSTOCIA, *Mogostocia, Bradytocia, Retentio fatilis*, from *δυσ*, and *τοκος*, 'accouchement.' *A laborious accouchement, Laborious labour, Parodynia, morbid labour, difficult labour, Partus difficilis*. See Laborious.

DYSTOCIA ABORTIVA. Abortion—d. Dyscyesis, Pregnancy, morbid—d. Dyscyesis extrauterina, see Pregnancy, præternatural.

DYSTŒCHIASIS, *Hispiditas*, from *δυσ*, 'bad,' and *στοιχος*, 'order.' Irregular position of the eye-lashes.—Forestus.

DYSTONIA, from *δυσ*, and *τονος*, 'tone.' Morbid condition of the tone of a tissue or organ.

DYSTROPHIA, from *δυσ*, 'with difficulty,' and *τροφη*, 'nourishment.' Imperfect or defective nutrition.

DYSULOTUS, Dysapulotus.

DYSURE'SIA, *Dysuresis*, from *δυσ*, and *ουρησις*, 'passing the urine.' Defective secretion and evacuation of the urine.

DYSURIA, *Urinæ difficilis excretio*, from *δυσ*, 'with difficulty,' and *ουρη*, 'urine.' *Strangury (of some.)* Difficulty of passing the urine. In this affection the urine is voided with pain, and a sensation of heat in some part of the urethra. Dysuria is the first degree of retention of urine. It differs from strangury, in which the urine can only be passed in drops and with great straining.

DYSURIA CALCULOSA, Calculi, vesical—d. Irritata, Calculi, vesical—d. Mucosa, Cystirrhœa.

E.

EAGLE-STONE, Ætites.

EAR, *Auris, Ous, ovis*, Saxon, *earne*, (F.) *Oreille*. The organ of audition, *Arœ*. It is composed of a series of more or less irregular cavities, in which the sonorous rays are successively received and reflected, until they agitate the nerves which are destined to convey the impression to the brain. The ear is contained partly in the substance of the temporal bones; and a part projects externally, behind the joint of the lower jaw. It may be divided into three portions;—the *outer or external ear*, formed by the auricle and meatus auditorius; the *middle ear*, comprising the cavity of the tympanum and its dependencies; and the *internal ear*, com-

prehending the three semicircular canals, the cochlea and the vestibule; which, together, constitute the *osseous labyrinth*. Within the cavity of this labyrinth are contained membranes having nearly the shape of the vestibule and semicircular canals, but not extending into the cochlea. These membranes form the *membranous labyrinth*. Between the osseous and the membranous labyrinth is situate the liquor of Cotunnus, and within the membranous labyrinth is a fluid, termed by De Blainville *vitruæ auditive*, from its supposed analogy to the vitreous humour of the eye. The form of the membranous vestibule is not an exact imitation of the osseous cavity, being composed of two dis-

tinnet sacs, which open into each other,—the one termed the *Sacculus vestibuli*; the other *Sacculus* (q. v.). Each sac contains in its interior a small mass of white calcareous matter resembling powdered chalk, which seems to be suspended in the fluid of the sacs by means of a number of nervous filaments proceeding from the auditory nerve. These are the *otoconies* and *otolithes* of Breschet.

The auditory nerve is distributed to the cavities of the internal ear.

EAR, FLAP, *Proptoma auricularum*.

EAR-PICK, *Oto'glyphis, Otop'lyphum, Cochlear auriculari, Auriscalpium*, (F.) *Cure-oreille*. A species of small scoop, used for extracting hardened cerumen from the meatus auditorius externus; or to remove foreign bodies from the ear. If carelessly used, it is apt to excite inflammation of the tube.

EAR-TRUMPET, *Tubeus acusticus, Acusticum Cornu*, (F.) *Cornet acoustique*. An instrument for collecting sound and increasing its intensity, used by those who are hard of hearing. It is, commonly, a kind of cone, formed of silver, tin, or elastic gum, the base of which is turned towards the person who is speaking, and the apex placed in the entrance of the meatus auditorius externus.

EARTH CLUB, *Orobanche Americana*—e. Fuller's, *Cimolima purpurescens*—e. Gall, *Veratrum viride*—e. Heavy, *Baryta*—e. Japan, *Catechu*—e. Lemnian, *Terra Lemnia*—e. Nut, *Pignut, Bunium bulbocastanum*—e. Ponderous, *Baryta*—e. Samian, *Sami terra*—e. Sealed, *Terra sigillata*—e. Talc, *Magnesia*.

EAU, Water—e. *d'Aix la-Chapelle*, see *Aix-la-Chapelle*.

EAU D'ALIBOUR. This compound is made of sulphate of zinc, and sulphate of copper, each ℥j; camphor, ten grains; saffron, four grains; water, four fluidounces. Employed in chronic inflammation of the eyelids, and as a vulnerary.

EAU DE L'AMNIOS, *Liquor amnii*—e. *d'Amandes amères, Aqua amygdalarum concentrata*.

EAU ANTIPUTRIDE DE BEAUFORT. Mineral lemonade prepared with sulphuric acid.

EAU D'ARMAGNAC, *Tinctura cinnamomi composita*—e. *de Balaruc, Balaruc waters*—e. *de Barèges, Barèges water*—e. *de Binelli, Aqua Binellii*—e. *Blanche, Liquor plumbi subacetatis dilutus*—e. *de Bonferme, Tinctura cinnamomi composita*—e. *de Bonnes, Bonnes, mineral waters of*—e. *de Boule, see Ferrum tartarizatum*—e. *de Bourbonne-les-Bains, Bourbonne-les-Bains, mineral waters of*—e. *de Brocchieri, Aqua Brocchierii*—e. *des Carnes, see Melissa*—e. *de Chaux, Liquor calcis*—e. *de Chaux composée, Liquor calcis compositus*.

EAU DE COLOGNE, *Cologne water*. A celebrated perfume, so called from the place where it is made. The following is one formula: *Oil of bergamot, ℥ij; Oil of lemon, ℥ij; Oil of lavender, ℥iiss; Oil of neroli, ℥iiss; Oil of origanum, ℥ij; Oil of rosemary, ℥j; Essence of vanilla, ℥ij; Musk, ten grains; Rectified spirit, Oxiij; Rose water, Oij; Orange flower water, Oj. Macerate for fourteen days, and filter.*

EAU DE CUIVRE AMMONIACALE,

Liquor cupri ammoniati—e. *Distillé, Water, distilled*—e. *de Fontaine, Water, spring*—e. *des Fontaines de la Maréguerie, Rouen, mineral waters of*—e. *contre la Gangrène, Liquor hydrargyri nitrici*—e. *de Goudron, see Pinus sylvestris*—e. *de Goulard, Liquor plumbi subacetatis dilutus*.

EAU HÉMASTATIQUE DE TISSERAND. A hemastatic water reputed to possess the same properties as the *Aqua Brocchierii*. It may be prepared by digesting dragon's blood, and turpentine of the Vosges in water.

EAU D'HUSSON, *Wan's Vinum colchici*—e. *des Hydriopiques, Serum of serous membranes*—e. *Hydrosulfurée simple, Hydrosulphuretted water*.

EAU DE JAVELLE, *Bleaching liquid, Aqua alkalinæ oxymuriaticæ, Labarraque's Solution, (Common salt ℔ij, black oxide of manganese ℔j, water ℔ij. Put into a retort, and add, gradually, oil of vitriol ℔ij. Pass the vapour through a solution of subcarbonate of potass ℥iij, in water ℥xxx, applying heat towards the last. S. G. 1.087.)* It is stimulant, detergent, and antiseptic,—applied externally.

EAU DE LAC, *Water, lake*—e. *de Luce, Spiritus ammoniæ succinatus*—e. *Magnésienne, Magnesia, fluid*—e. *de Marais, Water, marsh*—e. *Médecinale d'Husson, see Colchicum autumnale*—e. *de Mer, Water, sea*—e. *Mercurielle, Liquor hydrargyri nitrici*—e. *Minérale, Water, mineral*—e. *de Monterossi, Aqua Binellii*—e. *de Naples, Naples water, factitious*—e. *de Neige, Water, snow*—e. *de Pluie, Water, rain*—e. *de Potasse, Liquor potassæ*—e. *de Puit, Water, well*—e. *de Rabel, Elixir acidum Halleri*—e. *Régale, Nitro-muriatic acid*—e. *de Source, Water, well*—e. *Styptique de Brocchieri, Aqua Brocchierii*—e. *Sucrée, Hydrosaccharum*—e. *Végéto-minérale, Liquor Plumbi subacetatis dilutus*—e. *de Vichy, Vichy water*—e. *de Vie, Brandy*—e. *de Vie Allemande, Tinctura jalapii composita*—e. *de Vie camphré, Spiritus camphoræ*.

EAUX, LES, *Liquor amnii*—e. *Hépatiques, Waters, mineral, sulfureous*—e. *Minérales artificielles, Waters, mineral, artificial*—e. *Minérales factices, Waters, mineral, artificial*—e. *Minérales ferrugineuses, Waters, mineral, gaseous, &c.*—e. *Minérales gazeuses ou acides, Waters, mineral, gaseous, &c.*—e. *Minérales salines, Waters, mineral, saline*—e. *Minérales sulfureuses, Waters, mineral, sulfureous*—e. *Sulfurées, Waters, mineral, sulfureous*.

EBAUPIN, MINERAL WATERS OF. An acidulous chalybeate, in the department of *Loire Inférieure*, near *Nantes*.

ÉBLOUISSEMENT, *Dazzling*.

EBRIECA'SUM. A term employed by *Paracelsus* to denote a disturbance of the reason, similar to what occurs in drunkenness.

EBRIETAS, *Temulencia*.

EBRIOSITAS, *Temulencia*.

EBULLITIO, *Ebullition, Strophulus*—e. *Stomachi, Ardor ventriculi, Pyrosis*.

EBULLITION, *Ebullitio*—e. *Æstivatio Anæsthesia, Causis, from ebullire, 'to bubble up.'* Boiling; (F.) *Bouillonnement*. The motion of a liquid, by which it gives off bubbles of vapour, by heat or fermentation. The boiling point of liquids varies according to the pressure to which

they are subjected. For the point of ebullition of different substances, see Heat.

Ebullition is used in France, in a vague manner, for every kind of transient eruption of the skin, occurring without fever or with a slight febrile attack.

EBULUS, *Sambucus ebulus*.

EBUR, Ivory.

EBURNIFICATION, *Eburnificatio*; from *ebur*, 'ivory,' and *fito*, 'to be made.' An incrustation of the articular surfaces of bones with phosphate of lime, which gives them the whiteness and hardness of ivory.

EC, (before a vowel, *Ec*), εκ, εε, 'out of, from, of.' Hence, *Ecchymoma*, *Eclectic*, &c.

ÉCAILLE, Scale.

ÉCAILLES D'HUITRES, *Ostreæ testes*.

ÉCAILLEUX, Squamous.

ECBALIA ELATERIUM, *Momordica elaterium*.

ECBESOMENON, *Eventus*.

ECBLOMA, see *Abortion*.

ECBOLE, *Abortion*.

ECBOLIC, *Abortive*.

ECBOLICUS, *Abortive*.

ECBOLIUM ELATERIUM, *Momordica elaterium*.

ECBOLIUS, *Abortive*.

ECBRASATA, from εβραζω, 'I boil up.'

Ecchymata. Hippocrates uses the word for certain burning eruptions.

ECCATHARTICUS, *Cathartic*.

ECCEPHALOSIS, *Excerebratio*, *Cephalotomia*; from εκ, 'out,' and κεφαλή, 'head.' The removal of the brain of the child to facilitate delivery.

ECCHELYSIS, *Expectoration*.

ECCHORESIS, *Defecation*.

ECCHYLOMA, *Succus expressus*.

ECCHYMATA, *Echrasmata*.

ECCHYMOMA, *Ecchymo'sis*, *Pelidno'ma*, *Pelidnoma*; *Hyphe'ma*, *Hypoa'ma*, *Hypoa'mia*, from εκ, 'out of,' and χυμος, 'juice,' 'humour.' *Effusio*, *Exsuccatio*; *Suffusio sanguinis*. A livid, black, or yellow spot, *Livor sanguineus*, produced by blood effused into the cellular tissue from a contusion. Spontaneous effusions, occurring as the result of disease or after death, are called *suggillations*.

ECCHYMOMA ARTERIOSUM, see *Aneurism*—e. *Hyponychon*, *Hyponychon*—e. *Lymphaticum*, *Phlegmatia dolens*—e. *Melasma*, *Melasma*.

ECCHYMOSIS, *Ecchymoma*.

ECCHYSIS, *Effusion*.

ECLLISIS, *Luxation*.

EC/COP, Ec'comē, *Ectomia*, from εκ, and κοπτεν, 'to cut.' The act of cutting out; also, a perpendicular division of the cranium, by a cutting instrument. See *Entaille*.

ECCOPÆUS. Same etymon. A knife or instrument for cutting. An ancient instrument—the *raspatory*—used in trepaning.

ECCOPROSIÆSTHESIS, from εκ, κοπρος, 'excrement,' and αισθησις, 'sensation.' The sensation or desire to evacuate the bowels.

ECCOPROSIS, *Defecation*.

ECCOPROTIC, *Eccoproticus*, *Ectoprotic*, from εε, 'out of,' and κρος, 'excrement.' Mild purgatives or laxatives, whose operation is confined to simply clearing out the intestinal canal.

ECCORTHATICUS, from εκ, 'out of,' and κορθαω, 'I collect.' An ancient epithet for

remedies to which was attributed the property of evacuating collections of humours.

ECSCRINOL'OGY, *Ecscrinolog'ia*, *Ecscrinolog'ia*, from εκκρίνω, (εκ and κρινω), 'I separate,' and λογος, 'a discourse.' A treatise on the secretions.

ECSCRIOLOGIA, *Ecscrinology*.

ECSCRISION'OSI, *Ecscrision'osis*, from εκκρίσις, 'excretion,' and νοσος, 'disease.' Diseases of excretion.

ECSCRISIOS/CHESIS, from εκκρίσις, 'excretion,' and χησις, 'retention.' Arrest or retention of excretions; or of a critical evacuation.

EC/CRISIS. Same etymon. *Excretio*. The excretion or egestion, either of an excrementitious, or morbid matter, by any of the outlets.

ECSCRIFICA. Diseases of the excrementitious function. The 6th class in Good's Nosology.

ECCYESIS, *Pregnancy*, *extra-uterine*—e. *Abdominalis*, *Pregnancy*, *abdominal*—e. *Ovaria*, *Pregnancy*, *ovarial*—e. *Tubalis*, *Pregnancy*, *tubal*.

ECCYLIO/SIS, from εκ, 'out of,' and κυλιειν, 'to turn round.' *Morbus evolutivus*. A disease of evolution or development.

ECCDEMIOMANIA, *Ecdemion'osus*, from εκδημιω, 'I travel about,' and μανια, 'mania.' A morbid desire to be travelling about.

ECCDEMIOSUS, *Ecdemionmania*.

EC/DORA, from εκ and δειρω, 'I flay.' *Anad'onia*, *Excortiatio*. Excortiation in general, but more especially of the urethra.

ÉCHALOTTE, *Eschalotte*, *Allium Ascalonicum*, *Cepa Ascalonica*. The shallot. A species of allium, employed in culinary preparations.

ÉCHANCRURE (F.), *Emarginatio*, *Emarginatura*, *Incisura*. A French word, employed by anatomists to designate depressions and notches of various shapes, observed on the surface or edges of bones.

ÉCHANCRURE ETHMOÏDALE is on the nasal bone, which unites with the ethmoid. See *Ethmoid*.

ÉCHANCRURE NASALE, *Nasal Notch*, belongs to the os frontis, and is articulated with the bones of the nose.

ÉCHANCRURE PAROTIDIENNE is a triangular space, comprised between the parotidian edge of the inferior maxillary bone and the mastoid process, so called because it lodges the parotid gland.

ÉCHANCRURE SCAPULAIRE, *Notch*, *scapular*—é. *Sciatique grande*, see *Sciatic Notch*—é. *Sciatique petite*, see *Sciatic Notch*.

ÉCHARDE, *Splinter*.

ÉCHARPE GRANDE, et é. MOYEN, see *Sling*—é. de J. L. Petit, see *Sling*—é. *Petite*, see *Sling*.

ÉCHAUBOULURES (F.), *Sudamina*, *Hidra'ca*. A word whose meaning is not fixed. It is applied to any eruption on the surface of the body, accompanied with pricking and other uneasy sensations.

ÉCHAUFFANTS, *Calefacients*.

ÉCHAUFFEMENS, ('having.

ÉCHAUFFEMENT (F.), *Calefactio*, *Excalfactio*, from (F.) échauffer, (*calefacere*), 'to make warm.' Augmentation of heat in the animal economy; the symptoms of which are a mors

than ordinary sensation of heat, disposition to perspiration, great thirst, general indisposition, flushed countenance, &c. It goes off by the use of antiphlogistics and abstinence. In the vulgar language it is often used synonymously with *constipation*, and sometimes for simple gonorrhœa, and for chafing.

ECHECOLLON, from *εχω*, 'I have,' and *καλλυ*, 'glue.' *Echecollum*. Any topical, glutinous remedy.—Gorræus, Galen.

ECHELLES DU LIMAÇON, Scalæ of the cochlea.

ECHENEIS, Remora Hildani.

ECHETROSIS, Bryonia alba.

ECHIDNA OCELLATA, *Brown ten-inch-long viper*. A most formidable viper in the forests of Peru, the bite of which is so rapidly fatal, that it kills a strong man in two or three minutes. Tschudi.

ÉCHINE, Vertebral column.

ECHINOCOCCUS, HOMINIS, see Worms—e. Humanus, Hydatid.

ECHINODERMI, Porcupine men.

ECHINOGLOSSUM, Ophioglossum vulgatum.

ECHINOPHTHALMIA, from *εχκος*, 'a hedgehog,' and *οφθαλμια*, 'inflammation of the eye.' Ophthalmia of the eyelids in which the cilia project like the quills of the hedgehog.

ECHINOPS, from *εχινος*, 'hedgehog,' and *οψ*, 'the appearance.' *Crocodil'ion*, *Acanthal'zaca*, *Scabiosa cardui'folia*, *Spheroceph'ala elatior*, *Echinopus*, *Echinops Spheroceph'alus*. *The globe thistle*. The root and seeds are reputed to be moderately diuretic.

ECHINOPUS, Echinops.

ECHINUS SCANDENS, Allamanda.

ECHOS, Tinnitus aurium.

ECHOSCOPE, Auscultation.

ECHOSCOPIUM, Stethoscope.

ECHTHYSTEROCYESIS, Pregnancy, extra-uterine.

ÉCLAPTISMA, *Eclamps'is*, *Eclamps'ia*, *Epilamp'sis*, *Efulgescent'ia*, from *εκλαπτι'ω*, 'I kick.' Epilepsy is often accompanied with flashings of light; and hence Hippocrates has used the last two words for epilepsy. They have all been applied to the convulsions of children.

ÉCLAIRE, *Chelidonium majus*—*é. Petite*, *Ranunculus ficaria*.

ECLAMP'SIA, Convulsion: also, the convulsions of children, *Eclampsia infantum*, *Epilaps'ia acuta infantum*, *E. febrilis infantum*, *E. priev'lis*, (F.) *Convulsions des Enfants*, *Eclampsie*.

ECLAMP'SIA GRAVIDARUM ET PARTURIENTIUM; *Convulsions des femmes enceintes et en couche*, *Puerperal-Convulsions*. Convulsions of pregnant and parturient women.

ECLAMP'SIA INFANTUM, see Eclampsia—e. Typhodes, Raphania.

ECLAMP'SIE DES ENFANS, Eclampsia infantum.

ECLECTIC, (PHYSICIANS,) *Eclectici Med'ici*, from *εκλεγω*, 'I choose.' A sect of physicians, who professed to choose, from other sects, all the opinions which appeared to them best founded. Agathinus of Sparta, master of Archigenes of Apamæa, in Syria, was its reputed founder; and Archigenes and Aretæus were its greatest ornaments. The doctrine was

called *Eclecticism*, *Eclectis'mus*, *Medic'ina eclect'ica*, *Eclectic med'icine*. Every judicious physician must be an eclectic.

ECLECTISM, see Eclectic.

ECLECTOS, *Eclig'ma*, *Elig'ma*, *Eli'ris*, *Lambiti'vum*, *Linctus*; *Linctu'd'rium*, from *εκλι'ω*, 'I lick.' (F.) *Looch*. A medicine, of a thick, syrupy consistence, chiefly used to allay cough; and consisting of pectoral remedies. It was formerly sucked from the end of a liquorice stick, made into a kind of pencil; hence its name *Linctus*, from *lingere*, 'to lick.' Although the linctus is usually exhibited in thoracic affections, it may have tonic virtues combined with it.

ECLEGMA ALBUM, *Looch album*—e. Gummoso-oleum, *Looch album*.

ECLEIPISIS, Exfoliation.

ECLEPISIS, Desquamation.

ECLEPISITREPANON, Exfoliative trepan.

ECLIGMA, Eclectos.

ECLIMIA, Boulimia.

ECLIPSIS, Syncope.

ÉCLISSE, Splint.

ECLYSES, Adynamia.

EC'LYSIS, *Exsolu'tio*; from *εκλυω*, 'I loosen.' Resolution, prostration of strength; faintness.

ECLYSIS PNEUMO-CARDIACA, Asphyxia.

ECMYZESIS, Exsuctio.

ECNŒA, Dementia.

ÉCOLE, School.

ECONOMY, *Œconom'ia*, from *οικια*, 'a house,' 'a family,' and *νομω*, 'I rule.' By the term *animal economy* is understood,—the aggregate of the laws which govern the organism. The word *economy* is, also, used for the aggregate of parts which constitute man or animals.

ÉCORCE, Cortex—*é. Cariocostine*, *Canella alba*—*é. de Saint Lucie*, *Cinchonæ Caribææ cortex*—*é. de Winter*, see *Wintera aromatica*—*é. Fausse de Winter*, *Canella alba*.

ÉCORCHURES, Chafing, Excoriation.

ÉCOULEMENT, Discharge, Gonorrhœa—*é. Blanc*, *Leucorrhœa*—*é. de Sang par l'Intestin*, *Hæmatochezia*.

ÉCOUVILLON, see *Écouvillonnement*.

ÉCOUVILLONNEMENT (F.), from *Écouvillon*, 'a kind of mop, the sponge of a gun.' A term used by the French therapeutists for the act of cleansing or applying remedies to a part by means of a mop or brush fixed to the end of a piece of whalebone. Such mop or brush is termed *Écouvillon*.

ECPHLOGOSIS, Inflammation.

ECPHLYSIS, Vesicula—e. Herpes, Herpes—e. Herpes circinatus, Herpes circinatus—e. Herpes exedens, Herpes exedens—e. Herpes miliaris, Herpes phlyctænodes—e. Herpes zoster, Herpes zoster—e. Pompholyx, Pompholyx—e. Rhyphia, Ruptia.

ECPHRACTIC, Deobstruent.

ECPHRACTIS, from *εκφυρασ'ω*, 'I remove obstruction.' The action of ecpfractic or deobstruent remedies.

ECPHRONIA, Insanity—e. Melancholia, Melancholy.

ECPHYAS, Appendix vermiformis cæci.

ECPHYMA, Excrescence, Tumour—e. Callosus, Callosity—e. Caruncula Caruncle—e. Clavus, Corn—e. Œdematicum, Œdema, Phlegmatia dolens—e. Physconia, Physconia—e. Trichoma, Plica—e. Verruca, Verruca.

ECPHYMATA, Rubeola.

ECPHYSE'SIS, *Eph'atio*, *Eph'atus*, from *ἐκφυσασι*, 'I breathe through.' *Exsufflatio*. A quick and forced expulsion of air from the lungs.

ECPHYSIS, Apophysis—e. Ventriculi, Duodenum.

ECPIES'MA, from *ἐπιέζω*, 'I compress.' *Efrac'tura*, *Impaction*, *Deqes'sio*. A fracture of the cranium, with depression of the fragments and compression of the brain.

ECPIES'MOS, *Expres'sio*, *Ex'itus*, *Ecpi'es'mon*, same etymon. Celsus uses these words to signify the forcing of the eye from the orbital cavity, with apparent but not real augmentation of the organ. See *Exophthalmia*.

ECPLERO'MA, from *εκ*, and *πλερω*, 'I fill.' *A cushion*, *a pad*. Hippocrates means, by this term, a small pad or ball of leather or other substance intended to fill the hollow of the armpit; used probably in reducing luxations of the shoulder.

ECPLEXIA, Stupor.

ECPLEXIS, Stupor.

ECPNEUMATOSIS, Expiration.

ECPNEUSIS, Expiration.

ECPNOE, Expiration.

ECPTOMA, *Ecpto'sis*, *Excident'ia*; from *ἐκπτω*, 'I fall out.' This word has been used in various senses. 1. Synonymously with luxation. 2. For the separation of gangrenous parts. 3. For the expulsion of the secundines. 4. For the prolapsus of the womb: and 5. For intestinal or omental hernia, &c.

ECPTOSIS, Luxation.

ECPYCTICA, Incrassantia.

ECPYEMA, Abscess, Suppuration, Empyema.

ECPYESIS, Abscess, Empyema, Pustule—e.

Impetigo, *Impetigo*—e. *Porrigio*, *Porrigio*—e. *Porrigio crustacea*, *Porrigio larvalis*—e. *Porrigio favosa*, *Porrigio favosa*—e. *Porrigio furfuracea*, *Porrigio furfurans*—e. *Porrigio galeata*, *Porrigio scutulata*—e. *Porrigio lupinosa*, *Porrigio lupinosa*—e. *Scabies*, *Psora*.

ECPYETICUS, Suppurative.

ECPYISCONTUS, Suppurative.

ÉCREVISSE, Crab.

ECREX'IS, *Ruptu'ra*, from *ἐκρηγνυμι*, 'to break.' Rupture, laceration.

ECRHYTH'MUS, *εκ*, and *ρυθμος*, 'rhythm.'

A term applied to the pulse, particularly when irregular.—Galen.

ECROE, Discharge.

ECROUELLES, Scrofula—*é. Mésentériques*, *Tabes mesenterica*.

EC'RYSIS, from *εκρίω*, 'I run from.' A discharge.

ECSARCO'MA, from *εκ*, and *σαρξ*, 'flesh.' A fleshy excrescence of various kinds. See *Fungosity* and *Sarcoma*.

ECSEMA, Eczema.

ECSTASIS, from *ἐξσταται*, 'I am beside myself.' An *ecstasy* or *trance*, *Carus ecstasis*, *Cat'ochus*, *Ex'stasis*, *Catalep'sia sp'ria*, *Hyperplexia*, (F.) *Extase*. A state in which certain ideas so completely absorb the mind, that the external sensations are suspended, the voluntary movements arrested, and even the vital action retarded. In catalepsy, there is, in addition, complete suspension of the intellectual faculties. This last condition is in general described as *trance*. See, also, *Luxation*.

ECSTROPHE, Exstrophia.

ECTASIA, Aneurism—e. *Venarum*, *Varix*. ECTASIS, 'Extension,' 'Expansion.'

ECTASIS'IRIDIS, is the extension or expansion of the iris, which occasions diminution of the pupil.

ECTEXIS, Colliquation.

ECTHETOBREPHOTROPHEUM, Brephotropheum.

ECTHLIMMA, *Exulcera'tio*, from *εκθλίβω*, 'I express,' 'I bruise.' Attrition. Chafings or excoriations, produced by external violence.—Hippocrates.

ECTHLIPSIS, Expression.

ECTHYMA or ECTHY'MA from *εκθνυμι*, 'I break out.' *Ecpye'sis*, *Phlysis ecthyma*, *Phlyza'cia agria*, *Scabies Vera*, *Furuncul'icis atonicis*, (F.) *Dartre crustacée*, *D. fungueuse*. A cutaneous eruption, characterized by large round pustules always distinct and seated upon an indurated and highly inflamed base. In the course of a day or two the pustules generally break, and olive-brown incrustations are formed which adhere firmly to the skin. These separate in about a fortnight. The disease requires the antiphlogistic treatment. Under the *Ecthymata*, Vogel has designated certain hard, unequal tumours, which appear transiently on the skin. See *Efflorescence*, *Exanthem* and *Pustule*.

ECTHYSTEROCYESIS, Pregnancy, extrauterine.

ECTILLOTICUS, Depilatory.

ECTILMOS, Evulsion.

ECTOME, Castration, *Eccope*, *Entaille*, *Excision*.

ECTOMIA, Castration, *Eccöpe*.

ECTOMIUS, Castratus.

ECTONION, *Helleborus niger*.

ECTOPARASITES, Epizoa.

ECTOPIA, *Ec'top'isis*, *Ectopistmus*, *Entoc'e'le*, from *εκτοπος*, 'out of place.' Morbid displacement of parts. See *Luxation*.

ECTOPIA ANI, Proctocöle.

ECTOPIA CORDIS, *Cardianas'trophë*. Displacement, dislocation, or unnatural position of the heart.

ECTOPIA HERNIOSA, Hernia.

ECTOPOCYS'TICUS, from *εκτοπος*, 'out of place,' and *κυστις*, 'bladder.' A disease dependent upon displacement of the bladder.

ECTOPROTIC, Eccoprotic.

ECTOZO'A, *Extozo'a*, *Extozoa'ria*, (F.) *Extozaires*. Parasitic animals that infest the exterior of the body,—as lice.

ECTRIM'MA, from *εκτριβω*, 'I rub off.' Ulceration of the skin; and particularly that which arises from the pressure of the bed on different parts of the body, after a protracted confinement.—Hippocrates.

ECTRODACTYL'IA; from *εκτροπαις*, 'abortion,' and *δακτυλος*, 'a finger.' A malformation, in which one or more fingers or toes are wanting.

ECTROMA, Abortion.

ECTROMELES; from *εκτροπαις*, 'abortion,' and *μελος*, 'a limb.' A genus of monsters, in which the limbs are nearly or altogether deficient, as in the ordinary cetacea.—J. G. St. Hilaire.

ECTROPË, *Divertic'ulum*, from *εκτροπειω*, 'I turn off,' 'divert.' Any duct by which peccant or morbid matter was supposed to be drawn off.—Hippocrates.

ECTROPION, same etymon. *Ectrop'ium*,

Ever'sio pal'pebræ, Blepharopto'sis Eetro'pium, Blepharoto'sis, Pal'pebra inf'erior extor'sum flexa, Divaricatio seu Reflex'io seu Reclinatio palpebra'rum, (F.) Eraillement des Paupières, Renversement des Paupières. Eversion of the eyelids, so that they do not completely cover the globe of the eye. It happens more commonly to the lower than to the upper eyelid. It may be owing to the retraction of the skin, after the cure of an ulcer, wound, or burn, of the eyelid; or it may depend on tumefaction or relaxation of the conjunctiva. In the majority of cases, removal of a portion of the conjunctiva will operate a cure; but there are many which defy the efforts of art. The ancients called Ectropion of the upper eyelid *lagophthalmia*.

ECTROSIS, Abortion.

ECTROSISMOS, Abortion.

ECTROTIC, from *εκτρομα*, (*εκ*, and *τρομα*, 'I wound,') 'abortion.' *Ectroticus, Abortive.* An epithet applied to methods for preventing the development or causing the abortion of any disease—as of chancre's by the use of caustic; small-pox pustules by the use of mercurial ointment, &c.

ECTYLOTICUS, Catheretic.

ECTYMPANOSIS, Tympanites.

ECUMEUX, Frothy.

ECZEMA, from *εκζωω*, 'I boil out,' 'I effervesce.' *Eczes'ma, Exes'ma, Pus'tula ardens, Cytis'ma, Eczema, Humid Tetter, Running Scall, (F.) Dartre squammeuse, humide, D. vive, Gale epidémique.* Heat eruption. An eruption of small vesicles on various parts of the skin, usually set close or crowded together; with little or no inflammation around their bases, and unattended by fever.

ECZEMA MERCURIALĒ, *Ec'zema rubrum, Eryth'e'ma mercuriale, E. ichoro'sum, Hydrargyria, Hydrargyro'sis, Hydrargyri'asis, Morbus mercurialis, Mercurial lepra.* A variety of eczema, arising from the irritation of mercury. The treatment is chiefly palliative, consisting in ablation with mucilaginous infusions or decoctions; mild dressings, where the cuticle has exfoliated; avoiding all irritation; keeping the bowels open; with the use of the sulphuric acid and cinchona. The *Ec'zema Impetiginodes, Gall, or Gracer's Itch*, is produced by the irritation of sugar.

ECZEMA OF THE FACE, at an advanced stage, and occurring in young children, has been described under the names *Crusta lactea* and *Porri'go larvalis*.

ECZEMA OF THE HAIRY SCALP is often confounded with other affections under the names *Porri'go* and *Tinea*, which are pustular, not vesicular in their form. It occurs during dentition, and even afterwards, and the discharge is so profuse, that the head appears as if dipped in some glutinous liquid. By and by, the secretion dries into crusts and mats the hair into little separate tufts. The scalp gives evidence of inflammatory excitement, and the lymphatic ganglions of the neck are apt to become inflamed and suppurate.

A variety of humid scalled head, in which the humour from the excoriated surface runs down upon the hairs, and encloses them in little silvery pellicles or sheaths, has received the name *Asbestos Scall*.

ECZEMA RUBRUM, Eczema mercuriale.

ECZEMATOSES, (G.) *Eczematosen*, same

etymon. A family of diseases, in the classification of Fuchs, including morbid conditions of the cutaneous secretions—as of the perspiration, sebaceous and colouring matters, &c., and hence many chronic cutaneous affections. His subdivisions are, *ephidroses, smogmorrhæa, acarpæ, polycarpæ* and *monocarpæ*.

ECZESIS, Effervescens.

ECZESMA, Eczema, Lichen tropicus.

EDEMATOUS, Oedematous.

EDENTATUS, Edentulous.

ÉDENTE, Edentulous.

EDENTULLI, Nefrendes.

EDENTULUS, *Edenta'tus*, from *e*, and *dens*, *dentis*, 'a tooth.' *Ano'dus, Careni's dentibus, Nodus, Nodus, (F.) Edentié.* One without teeth, This defect can only be remedied by artificial means.

EDERA, *Hedera helix*.

EDUCATIO INFANTUM, Pædia.

EDULCORATION, *Glycan'sis, Edulcoratio*, from *edulcorare*, (*dulcis*, 'sweet,') 'to sweeten,' 'to render mild.' An operation, the object of which is to deprive a substance of its acid and disagreeable taste, or at least to disguise it. Also, the addition of a saccharine substance to a medicine, whose taste it is desirable to modify agreeably.

ÉDULE, Comestible.

EDULIS, Comestible.

EFFERENT, *Efferens, Centrifugal*, from *effero*, (*e*, and *ferro*,) 'I carry,' 'transport.' *Vasa efferentia* are those lymphatics, which issue from the lymphatic glands to convey their lymph to the thoracic duct; so called to distinguish them from those which pass to those glands, and which have been termed *vasa afferentia*. Also, nerves that convey the nervous influence from the nervous centres to the circumference. See *Afferent*.

EFFERVESCENCE, *Effervescentia, Zesis, Ec'zesis*, from *effervescere*, (*e*, and *fervescere*,) 'to grow hot.' That agitation, which is produced by the escape of gas through a liquid, independently of the heat of the mixture; such, for instance, as results from the mixture of acetic acid and carbonate of potassa.

In *Pathology* it has a similar signification. It expresses, in the language of the humourists, a sort of ebullition in the fluids of the living body, produced either by elevation of temperature or by the reaction on each other of the principles contained in the fluids in circulation.

EFFETUS, Impoverished.

EFFICACIOUS, *Efficax*, from *efficere*, (*e*, and *facere*,) 'to accomplish.' That which produces a great effect, as an *efficacious remedy*.

Medici'na efficax, La médecine efficace, is a term sometimes applied to surgery.

EFFILA, Epelides.

EFFLATIO, Ecphyssis.

EFFLATUS, Ecphyssis.

EFFLORATIO, Exanthem.

EFFLORESCENCE, *Effloratio, Efflorescentia*, from *efflorescere*, (*e*, and *florescere*,) 'to blow as a flower.' *Stribili'go, Ecthy'ma.* The conversion of a solid substance into a pulverulent state by exposure to the air. In salts this is generally owing to the loss of a part of their water of crystallization.

In *Pathology*, efflorescence has the same meaning as exanthema; and, in the nosology of Sauvages, the name is given to that order of

diseases. Sometimes, it is confined to the *cutaneous blush*, the *exanthesis* of Good.

EFFLORESCENCE *ERYSIPÉLATEUSE*, Roseolæ.

EFFLORESCENTIA, Exanthem.

EFFLORESCENTIÆ, *Élévures*.

EFFLUVIUM, Emanation—e. *Latrinarium*, *Mitte*—e. *Palustre*, *Miasm*, *Marsh*.

EFFLUXION, Abortion.

EFFORT, (*e*, and *fortis*, 'strong.') *Nisus*, *Conatus*, *Peira*. A muscular contraction of greater or less strength, the object of which is, either to resist an external force, or to accomplish a function, which has become naturally laborious:—such are, the act of pushing away, or of drawing a body toward us, and the more or less painful efforts used by the mother to cause the expulsion of the fœtus. In France, the word *effort* is often used synonymously with *hernia*; and signifies, likewise, the painful twitches of muscles, occasioned by over-exertion, or by the rupture of some of their fleshy fibres. Sauvages calls *Efforts des reins*, *Lumbago à nisu*, the pain in the loins occasioned by bearing too heavy a burden.

EFFORT, *Hernia*—e. *des Reins*, see *Effort*.

EFFOSSIO, Exhumation.

EFFRACTURA, *Ecpiesma*.

EFFRACTURA CRANII, *Enthlasis Cranii*. Fracture of the Cranium, with depression.—*Paré*.

EFFRENITATIO, Hypercatharsis.

EFFUSION, *Effusio*, *Ecchysis*, from *effundere*, (*e*, and *fundere*), 'to pour out.' (F.) *Épanchement*, (*Infiltration* is the term generally employed for effusion into the cellular membrane.) The pouring out of blood or of any other fluid into the cellular membrane, or into the cavities of the body. The *effusion of serum* or of *coagulable lymph*, for instance, is a common result of inflammation of serous membranes.

ÉGARÉ, *Wild*.

ÉGAREMENT D'ESPRIT, *Delirium*, *Insanity*.

EGER, **MINERAL WATERS OF THE**.

In the valley of the Eger, at the western extremity of Bohemia, there are several acidulous springs. One of the most frequented of these is *Franzensbad*.

EGESTA, see *Excretion*.

EGESTAS, *Want*.

EGESTIO, *Defecation*, *Dejection*, *Excretion*.

EGG-PLANT, *Solanum melongena*—e. *White of*, *Albumen ovi*.

EGLANTIER DE CHIEN, *Rosa canina*—e. *Sauvage*, *Rosa canina*.

EGOBRONCHOPHONY, see *Egophony*.

ÉGOPHONÉ, *Egophony*.

EGOPHONIC, *Agophonicus*, (F.) *Egophonique*. Same etymon as the next. Having the character of, or relating to, *egophony*.

ÉGOPHONIQUE, *Egophonie*.

EGOPHONY, *Agophonia*, from *ait*, 'a goat,' and *φωνη*, 'voice.' *Capriloquium*, *Tragophonia*, *Goat's Voice*, *Bleating Voice*, (F.) *Voix chevrotante*, *V. egophonique*, *V. de Polichinelle*, *V. sénile*, *Pectoriloquie chevrotante*. *Laënnec* has designated by this name, the kind of resonance of the voice through the stethoscope, when we examine the chest of one labouring under moderate effusion into one of the pleuræ. The voice, which strikes the ear through the cylinder, is more sharp and harsh

than usual, and tremulous and broken like that of the goat. The patient himself is called *Egophone*. *Bouillaud* affirms that the "bronchial and bleating voice," (*égobronchophonie*) is the principal symptom of *pleurôpneumonia*. *Egophony* exists, however, in cases of *hepatization* where there is no pleural disease.

EGREGOR'SIS, *Vigilia*, *Vigiliae*, *Vigilantia*, *Vigilatio*, *Vigilium*; from *εγρεγομαι*, 'I watch.' *Watchfulness*. A morbid want of sleep.—*Galen*.

EGRESSUS VENTRICULI, *Pylorus*.

EIDOS, *ειδος*, 'form, resemblance.' The *ει* is often changed into *ω*, at the termination of a word. Thus, *Hamatoïdes* or *Hæmatoïdes*.

EILAMIDES, *Meninges*.

EILEMA, from *ειλας*, *Ilcus*, (*ειλας*, 'I roll,') 'a convulsion.' *Vogel* has given this name to a fixed pain, occupying some portion of the intestinal canal, which the patient compares to the sensation that would be produced by a nail driven into the part.

EILEON, *Ileon*.

EILEUS, *Ileus*.

EILOID, (*Tumour*), *Eiloïdes*, from *ειλεμι*, 'I roll,' and *ειδος*, 'resemblance.' A morbid growth of the cutis, coiled or folded.

EISANTHEMA, *Exanthema internum*, *Entanthema*, from *ειν*, 'within,' and *αθημα*, 'efflorescence.' An eruption on a mucous membrane;—*aphtæ*, for example.

EISBOLE, *Attack*, *Injection*.

EISPNOE, *Inspiration*.

EJACULATIO, *Ejaculation*—e. *Seminis* *Impedita*, *Bradyspermatus*.

EJACULATION, *Ejaculatio*, from *e*, and *jaculare*,—itself from *jacere*, 'to throw.' *Gonobolus*, *Gonobolismus*, *Ejaculatio seu Profusio Seminis*, *Ejacpatratio*, *Patriatio*, *Spermaboli*. The emission of sperm. The act, by which that fluid is darted out through the urethra.

EJACULATOR. Same etymon. That which effects the emission of sperm. See *Transversus perinæi*.

EJACULATOR SEMINIS, *Accelerator urinæ*.

EJACULATORY, *Ejaculatorius*, *Ejaculans*: same etymon. Concerned in the ejaculation of sperm.

EJACULATORY DUCTS OR CANALS, (F.) *Conduits* ou *Canaux ejaculateurs*, are formed by the union of the *vasa deferentia* with the ducts of the *vesiculæ seminales*. They open at the lateral and anterior parts of the *verumontanum*, and convey into the urethra the sperm which is discharged from the *vesiculæ*, as well as that which comes directly from the testicle by the *vas deferens*. Between them there is often a depression, sometimes of a large size, which is termed *utriculus*.

EJECTIO, *Excretion*—e. *Fæcum*, *Defecation*.

EJECTION, *Ejectio*; from *ejicere*, (*e* and *jacere*), 'to throw out or eject.' The excretion of the *fæces*, *urine*, *sputa*, &c.

EL NISPERO, *Achras sapota*.

ELABORATION, *Elaboratio*; from *e*, and *laborare*, 'to work.' This word is used, by physiologists, to signify the various changes which substances susceptible of assimilation undergo, through the action of living organs, before they are capable of serving for nutrition. The food is said to be *elaborated in the stomach* during the formation of *chyme*; the *chyme* is

elaborated in the small intestine before it is chyle, &c.

ELÆA, Olea Europæa.

ELÆAGNUS, Myrica gale—e. Cordo, Myrica gale.

ELÆOCARPUS COPALIFERA, Copal.

ELÆOMELI, from ελαιον, 'oil,' and μελι, 'honey.' Dioscorides means, by this, an oil thicker than honey, and of a sweet taste, which flows from the trunk of a tree in Syria. It is acrid and purgative; and sometimes occasions serious symptoms, according to that author.—Gorræus.

ELÆON, Oil.

ELÆOPHANES, from ελαιον, 'oil,' and φανωμαι, 'I appear.' That which has the appearance of oil; as *Urina elæophanes*.

ELÆO-SACCHARUM, from ελαιον, 'oil,' and σακχος, 'sugar.' *Oleo-Saccharum, Balsamo-Saccharum*. A medicine, composed of essential oil and sugar. It was made by pouring upon an ounce of sugar, reduced to an impalpable powder, ʒss or ʒj of an essential oil; the mixture being triturated until the two substances were perfectly united.—Rolfink.

ELAIN, see Pinguedo.

ELAIS GUINEENSIS, see Cocos butyracea—e. Occidentalis, see Cocos butyracea.

ELAN, Cervus alces.

ELANCEMENT, see Lancinatus.

ELAPHOBOSCUM, Pastinaca sativa.

ELAPHRIUM ELEMIFERUM, see Amyris elemifera—e. Tomentosum, Fagara octandra.

ELASPUS, Luxation.

ELASMA, from ελαωω, 'I drive up.' A Clyster pipe.—Linden.

ELASTES, Elasticity.

ELASTICITY, *Elasticitas, Elater, Elastetes, Elates, Vis elastica, Tonus, Tonicitas*, (F.) *Contractilité de Tissu, Contractilité par défaut d'extension*, from ελαωω, 'I impel.' The property by which certain bodies return to their proper size and shape where these have been modified by pressure or otherwise. It is possessed by the dead as well as living solid.

ELATE, Pinus picea—e. Theleia, Pinus rubra.

ELATER, Elasticity.

ELATERINE, see Momordica elaterium.

ELATERIUM, Extractum elaterii, Momordica elaterium.

ELATES, Elasticity.

ELATIN, see Momordica elaterium.

ELATINE, Antirrhinum elatine.

ELBOW, Sax elboga, from *ell*, and *bow*; the bend of the ulna. *Cybitus, Ancon, Pechys, Ulna, Umbo*, (F.) *Coude*. This word, abstractedly, means the angle formed by the union of two straight bodies. It is particularly applied to the articulation of the arm with the forearm, and especially to the projection formed by the olecranon process at the posterior part of the joint.

ELBOW, MINERS', see Miners' Elbow.

ELCOMA, Ulcer.

ELCO'SIS, *Helco'sis, Eleo'ma, Helco'ma*, from ελκος, 'an ulcer.' Ulceration in general. An ulcer. A deep ulceration of the cornea, in consequence of a blow or of violent inflammation.—Galen, Paré.

Sauvages applies the term to a state of the body, in which there are numerous ulcerations of an obstinate character, complicated with caries, putrescency, low fever, &c.

ELCUSTER, Embryulcus.

ELDER, Sambucus—e. Common, Sambucus Canadensis—e. Dwarf, Aralia hispida, Sambucus ebulus—e. Prickly, Aralia spinosa.

ELEAMPANE, Inula helenium.

ELECTRICITAS, Electricity—e. Animalis, Galvanism—e. Galvanica, Galvanism—e. Metallica, Galvanism.

ELECTRICITY, *Electricitas*, from ηλεκτρον, 'amber,'—the substance in which it was first noticed. Electricity is used medicinally as an excitant. It has been occasionally employed with success in paralysis, rheumatism, accidental deafness, amaurosis, amenorrhœa, &c., but it is uncertain, and not much used; and the cases are by no means clear in which it may be of service. It may be communicated by means of the *electric bath*—*Bain électrique*, as it has been called; which consists in placing the patient upon an isolated stool, and connecting him with the prime conductor, of which he thus becomes a part. The fluid may be communicated by points, sparks, or by shocks, according to the required intensity.

ELECTRICITY, MAGNETIC, Electro-Magnetism—e. Voltaic, Galvanism.

TO ELECTRIFY, from *electric*, and *fit*, 'I make.' (F.) *Electriser*. To produce the electrical condition in a body, or to render it susceptible of producing electrical phenomena. It is often used to signify the act of communicating the electric fluid to man.

ELECTRISER, to electrify.

ELECTRODES, from ηλεκτρον, 'amber,' and ειδος, 'resemblance.' An epithet for evacuations, which shine like amber.—Hippocr.—Fœsius.

ELECTRO-MAGNETISM, *Magnetic electricity*. An electro-magnetic apparatus is occasionally used in cases of paralysis. A convenient form consists of a battery of six curved permanent magnets, and an intensity armature, around whose cylinders 1500 yards of fine insulated copper wire are coiled. The ends of the wire communicate respectively, with a pair of directors, each of which holds a piece of sponge, dipped in vinegar or a solution of common salt. When the armature is rotated, and a portion of the body is interposed between the directors, a succession of shocks is received.

ELECTROPUNCTURE, *Electropuncturation, Electrostatics, Galvanopuncture*. The operation of inserting two or more wires, and then connecting them to the poles of the galvanic apparatus.

ELECTROSTIXIS, Electropuncture.

ELECTRUM, Succinum.

ELECTUAIRE DENTIFRICE, Dentifrice.

ELECTUARIUM, *Electuarium*; an *Electuary*, from *eligere*, 'to make choice.' (F.) *Electuaire*. A pharmaceutical composition of a soft consistence, somewhat thicker than honey, and formed of powders, pulps, extracts, syrup, honey, &c. In the London and American Pharmacopœias, electuaries are called Confections, which see.

ELECTUARIUM DE ALOË, Opiatum mesentericum—e. Aperiens, Confectio sennæ—e. Aromaticum, Confectio aromatica—e. Cassiæ, Confectio cassiæ—e. Cassiæ fistulæ, Confectio cassiæ—e. Cassiæ sennæ, Confectio sennæ—e. Cassiæ tamarindatum seu lenitivum, Confectio cassiæ—e. Catholicum commune, Confectio

sennæ—e. Cinchonæ, Opiatum febrifugum—e. de Croco emendatum, Confectio hyacinthi—e. Diaprunum, Confectio sennæ—e. Eccepropticum, Confectio sennæ—e. de Kinâ kinâ, Opiatum febrifugum—e. Laxativum, Confectio cassiæ—e. Lenitivum, Confectio sennæ—e. Opiatum, Confectio opii—e. Scammonii, Confectio Scammoniz—e. è Scammonio, Confectio scammoniz—e. Sennæ, Confectio sennæ—e. Sennæ compositum, Confectio sennæ—e. Sennæ cum pulpis, Confectio sennæ—e. Thebaicum, Confectio opii.

ELÉENCÉPHALE, from ελαιον, 'oil,' and εγκεφαλον, 'encephalon.' A fatty matter found by Couverbe in the encephalic neurine.

ELELISPHACOS, Salvia.

EL'EMENT, *Elementum*, from ancient *eleo* for *oleo*, 'to grow,' (?) *Principium*, *P. Primitivum*, *Stocheion*. A simple, ultimate constituent or principle in the human body, which forms the basis of a fibre or tissue. Also, a constituent of a compound organ. The *inorganic elements* are simple principles. An *organic element*, *proximate principle* or *compound of organization*, results from the union of certain inorganic elements. Oxygen, hydrogen, carbon, and azote, are inorganic elements; fibrin, albumen, osmazome, &c., organic elements.

ELEMENTS, ORGANIC, Principles, immediate.

ELEMENTUM ACIDIFICUM, Oxygen.

ELEMI, Amyris elemifera.

ELENIUM, Inula helenium.

ELEOSELINUM, Apium petroselinum.

ELEPHANTIASIS, *Elephantia*, *Elephantiasimus*, *El'ephas*, *Laz'ari morbus* vel *malum*, *Phaniceus morbus*, *Phymatosis Elephantiasis*, from ελεφας, 'an elephant.' Various affections have been described under this name, by adding an epithet. It is ordinarily and generally applied to a condition, in which the skin is thick, livid, rugous, tuberculate, and insensible to feeling.

ELEPHANTIASIS ARABICA, *Maladie glandulaire*, *Ladverie*, *Tyriasis*, *El'ephas*, *Elephantiasis*, *E. Indica*, *Elephantia Arabum*, *Lepra Arabum*, (of some.) In this the tubercles are chiefly on the face and joints. There is loss of hair, except on the scalp; voice, hoarse and nasal; and the disease is said to be contagious and hereditary. It most frequently attacks the feet; and gives the lower extremity a fancied resemblance to the leg of the elephant, whence its name. The seat of the disease seems to be in the lymphatic vessels and glands, and in the subcutaneous cellular tissue: the inflammatory condition of which is accompanied with general morbid symptoms. Medicine has little or no effect on this loathsome complaint. See *Lepra*.

ELEPHANTIASIS OF CAYENNE, *Mal rouge de Cayenne*, seems to be a variety of *Lepra*, characterized by red and yellow spots, occupying the forehead, ears, hands, loins, &c., afterwards extending and becoming scaly, with deformity of the parts where they are seated, particularly of the face; and ultimately producing cracks, ulcers, caries, and sometimes death.

ELEPHANTIASIS OF THE GREEKS, *E. Græcorum*, is probably the same disease as *Lepra*.

ELEPHANTIASIS OF INDIA is characterized by red, livid, or yellowish spots, slightly prominent, to which succeed indolent tumours, formed in the cellular texture. At a more advanced

period the phalanges swell, and become ulcerated; the bones of the nose carious, the lips thickened, and emaciation gradually carries off the patient. It likewise belongs to *lepra*.

ELEPHANTIASIS ITALICA; Pellagra.

ELEPHANTIASIS OF JAVA is likewise a variety of *lepra*, characterized by large, white tumours on the toes and fingers, resembling scrofulous tumefactions. These tumours ulcerate, and the ulcerations spread from the extremities towards the trunk, destroying even the bones. Amputation can alone arrest its progress. The disease is often accompanied by alopecia, and by an eruption of red spots.

ELEPHANTIASIS OF THE ANTILLES, *Barbadoes Leg*, *Glandular disease of Barbadoes*, (F.) *Jambes de Barbade*, is the *Elephantiasis* of many writers, *Bucnemia*. It is characterized by the leg being enormously tumid and misshapen: skin thickened, livid and rugose; often scaly: scrotum, arms or other parts sometimes participating in the affection. The *Bucnemia Tropica*, *Cochin leg*, is an affection of this kind.

ELEPHANTINUM EMPLASTRUM, ελεφαντινον. An ancient plaster, composed of 30 parts of *ceruss*, 45 of *wasz*, *oil fluss*, *water* lbj.—Castelli. Oribasius and Celsus both mention a plaster of this name, but by no means similar in composition.

ELEPHANTOMMA, Buphthalmia.

ELEPHANTOPUS, (F.) *Éléphantope*; from ελεφας, 'elephant,' and πους, 'foot.' One affected with elephantiasis.

ELEPHAS, *Elephantiasis*, *Ivory*.

ELETTARIA CARDAMOMUM, *Amomum cardamomum*.

ELEUTERIA, *Croton cascarilla*.

ÉLÉVATEUR, *Elevator*—é. *Commun de l'aile du nez et de la lèvre supérieure*, *Llevator labii superioris alaque nasi*—é. *de l'œil*, *Rectus superior oculi*—é. *de la Paupière supérieure*, *Llevator palpebræ superioris*.

ELEVATOR, from *elevare*, (e, and *levar*,) 'to lift up.' (F.) *Élévateur*. A muscle, whose function it is to raise the part into which it is inserted. See *Llevator*.

ELEVATOR, *Elevatorium*, *Vertis elevatorium*. A name given to different surgical instruments, employed for raising portions of bone, which have been depressed, or for raising and detaching the portion of bone separated by the crow of the trepan.

ELEVATOR ANI, *Llevator ani*—e. *Labii inferioris*, *Llevator labii inferioris*—e. *Labii superioris proprius*, *Llevator labii superioris proprius*—e. *Labiorum communis*, *Llevator anguli oris*—e. *Oculi*, *Rectus superior oculi*—e. *Patientiæ*, *Llevator scapulæ*—e. *Scapulæ*, *Llevator scapulæ*—e. *Testiculi*, *Cremaster*—e. *Urethræ*, see *Transversus perinæi*.

ELEVATOR, COMMON. This is a mere lever; the end of which is somewhat bent and made rough, in order that it may less readily slip away from the portion of bone which is to be raised. The instrument is used, by forming a fulcrum for it, either on the hand which holds it, or upon the fingers of the other hand; or by making a fixed point for it on the edge of the opening made with the trephine.

ELEVATOR OF LOUIS differed from the last only in the circumstance of the screw-peg being united to the bridge by a kind of pivot in-

stead of hinge, so that greater extent of motion was permitted.

ELEVATOR OF PETTIT consists of a lever mounted on a handle, and straight throughout its whole length, except at its very end, which is slightly curved, in order that it may be more conveniently put under the portion of bone, intended to be elevated. The lever is pierced at various distances from its but-end with several holes, intended for the reception of a movable screw-peg, fixed on the top of a kind of bridge. This part of the instrument consists of an arch, the ends of which are long, and covered with small pads, and on its centre is the screw-peg already mentioned. By means of these holes the arm of the lever can be lengthened at pleasure.

ELEVATOR, TRIP'LOID, *Vectis triploïdes*. This was so called from its consisting of three branches, uniting above in one common trunk. The latter part was traversed by a long screw, having below a kind of hook, and above a handle for turning it. By turning the screw, the hook was drawn up, and the bone thus elevated.

The simple lever is the only one now used, owing to the want of facility and advantages in the use of the others.

ÈLÈVE INTERNE, House surgeon.

ÈLEVURES (F.), *Efflorescentiæ*. A generic name, including all the exanthemata, in which there is tumefaction of the tissue of the skin. See Exanthena.

ELASTER, Ilech.

ELICHRYSUM, *Solidago virgaurea*—e. Montanum, *Antennaria dioica*.

ELICOIDES, *Capreolaris*.

ELIGMA, *Eclectos*.

ELIQUATIO, *Colligation*.

ELIXA'TIO, *Epse'sis*, from *elix'us*, 'boiled,' 'sodden.' This word has been used synonymously with Decoction. The act of boiling.

ELIX'IR, *Isir, Izir, Quelles, Alea'ir*. The etymology of this word is not clear. Lemery derives it from *ελεω*, 'I extract;' and also from *αλεωω*, 'I aid.' Others believe it to be from Arabic, *al-ecsir*, or *al-eksir*, 'chymistry.' An elixir is a medicine composed of various substances held in solution in alcohol. The name has been used, however, for preparations, which contain no spirit of wine.

ELIXIR AC'IDUM HALLERI SEU DIPPE'LI, *Elixir Antipodag'ricum, E. Antinephret'icum, E. Sulph'rico-ac'idum, Guttæ ac'idæ tonicæ, Aqua Rabel'is, Liquor ac'idus Halleri, Mistura sulph'rico-ac'ida, Æther sulph'ricus ac'idus, Ac'idum sulph'ricum alcoolis'atum, A. vitriol'icum vino'sum, Alcohol Sulphuric'atum, A. Sulph'ricum*, is a mixture of concentrated sulphuric acid and alcohol:—in the *Eau de Rabel*, of one part of the former to three of the latter. It is employed as an astringent in hemorrhages, &c.

ELIXIR ALØES, *Tinctura aloes composita*—e. Anthelminticum Succorum, *Tinctura jalapii composita*.

ELIXIR, ANTI-ASTHMAT'IC, OF BOERHAAVE. This elixir is composed of alcohol, *anisede, camphor, orris, asarabacca root, calamus aromaticus, liquorice, and elecampane*. It is given in asthma, in the dose of 20 or 30 drops.

ELIXIR ANTIHYPOCHONDRIACUM, *Tinctura cinchonæ amara*—e. *Antinephreticum, E. acidum Halleri*—e. *Aperitivum, Tinctura aloes composita*.

ELIXIR, ANTISCROF'ULOUS OF PEYRILHE; composed of weak alcohol, *subcarbonate of potassa, and gentian root*. (It is administered in scrofula.)

ELIXIR CARMINATIVE, of SYLVIIUS, *Tinctura carminativa Sylvii*—e. *Daffy's, Tinctura sennæ comp.*—e. *Danorum, E. pectorale regis Daniæ*—e. *Fætidium, Tinctura castorei composita*—e. of *Garus, Tinctura de croco composita*—e. *Guaiaci volatilis, Tinctura Guaiaci ammoniata*—e. *Jalappæ compositum, Tinctura jalapii composita*—e. of *Long Life, Tinctura aloes composita*—e. *de Longue vie, Tinctura aloes composita*—e. *d'Or de M. le Général de la Motte, Tinctura seu alcohol sulfurico-æthereus*—e. *Paregoric, Edinburgh, Tinctura opii ammoniata*—e. *Paregoricum, Tinctura camphoræ compositum*—e. *Pectorale dulce, E. pectorale regis Daniæ*.

ELIXIR PECTORALÈ REGIS DANICÆ, *Elix'ir Danor'um, E. Ringelman'ni, E. ex succo Glycyrrhizæ, E. pectoralè dulcè, E. è succo liquirit'icæ*: (*Succ. glycyrrhiz. p. 1; Aq. Fœnicul. p. 2. Alcohol ammoniat. p. 6.* A formula in many of the Pharmacopœias of continental Europe.) With the addition of opium it constitutes the *Elixir ammoniato-opiatum, Extractum thebaïcum ammoniacalè* of some Pharmacopœias.

ELIXIR PROPRIETATIS, *Tinctura aloes composita*—e. *Purgans, Tinctura jalapii composita*—e. *Radeliffe's, see Tinctura aloes composita*—e. *Rhej dulce, Vinum rhej palmati*—e. *Ringelman'ni, E. pectorale regis Daniæ*—e. *Roborans Whyttii, Tinctura cinchonæ amara*—e. *Sacrum, Tinctura rhej et aloes*—e. *Salutis, Tinctura sennæ comp.*—e. *Squire's, see Tinctura camphoræ composita*—e. *Stomachicum, Tinctura gentianæ composita*—e. *Stomachicus spirituosus, Tinctura cinchonæ amara*—e. *Stoughton's, see Tinctura gentianæ composita*—e. *ex Succo glycyrrhizæ, E. pectorale regis Daniæ*—e. *Succo liquiritiæ, E. pectorale regis Danorum*—e. *Sulphurico-acidum, E. acidum Halleri*—e. *Traumaticum, Tinctura Benzoini compositum*.

ELIXIR VITÆ OF MATHI'OLUS; composed of alcohol and 22 aromatic and stimulating substances. It was formerly employed in epilepsy.

ELIXIR OF VITRIOL, Sulphuric acid, dilute—e. *Vitrioli, Sulphuricum acidum aromaticum*—e. *Vitrioli acido-aromaticum, Sulphuricum acidum aromaticum*—e. *Vitrioli dulce, Spiritus ætheris aromaticus, Sulphuricum acidum aromaticum*—e. *Vitrioli Edinburgensium, Sulphuricum acidum aromaticum*—e. *Vitrioli Mynsichti, Sulphuricum acidum aromaticum*—e. of *Vitriol, sweet, Spiritus ætheris aromaticus*—e. *Vitrioli cum tincturâ aromaticâ, Sulphuricum acidum aromaticum*—e. of *Vitriol, Vigan's, Spiritus ætheris aromaticus*—e. *Whyttii, Tinctura cinchonæ amara*.

ELIXIRIUM ANTISEPTICUM DOCTORIS CHAUSSIER, *Tinctura cinchonæ ætherea composita*.

ELIXIS, *Eclectos*.

ELIXIVIATION, *Lixiviation*.

ELK, *Cervus alces*—e. *Bark, Magnolia macrophylla*—e. *Tree, Andromeda arborea*—e. *Wood; Andromeda arborea, Magnolia macrophylla*.

ELLEBORASTER, *Helleborus fœtidus*.

ELLEBORE, *Dracontium fœtidum*.

ELLEBORISMUS, *Helleborismus*.

ELLEBORUM ALBUM, *Veratrum album*.

ELLIPTIC, Oval.

ELLYCHNIOTOS, from ελλυχνίος, 'the wick of a lamp.' A sort of tent, used by the ancient surgeons, so called, because it was shaped like a wick, or because it was made of a similar material.

ELM, COMMON, Ulmus—e. Red, Ulmus Americana—e. Rough-leaved, Ulmus Americana—e. Slippery, Ulmus Americana.

ELMINTHOCORTON, Corallina Corsicana.

ELODES, *Helodes*, Paludal, Marshy, (F.) *Marécageux*. *Febris elodes* seu *helodes* seu *paludosa*, *Helopyra*, *Helopyretos*, from ελος, 'a marsh,' and εἶδος; 'resemblance.' Marsh fever. Also, a kind of fever, characterized by great moisture or sweating.

ELOME, Orpiment.

ELONGATIO, *Parathro'ma*, *Elongation*, from *elongare*, (e, and *longus*), 'to lengthen,' 'extend.' An incomplete luxation, in which the ligaments of an articulation are stretched and the limb lengthened, without total luxation. The word has also been used for the extension required in the reduction of fractures and luxations, and for the increased length of limb, (F.) *Allongement*, in diseases and dislocations of the hip-joint.

ELUTRIATIO, Decantation.

ELUVIES, from *eluo*, 'I wash out.' An inordinate discharge of any fluid, and also the fluid itself. In the works of some authors it is particularly applied to the mucus which flows from the vagina in cases of leucorrhœa.

ELUXATIO, Luxation.

ELYTRATRESIA, Colpatresia.

ELYTREURYNTER, Speculum vaginae.

ELYTRITIS, Colposis leucorrhœa.

ELYTROBLENNORRHOEA, Leucorrhœa (vaginal.)

ELYTROCELE, from ελυτρον, 'a vagina or sheath,' and κηλη, 'a tumour.' Vogel has given this name to vaginal hernia.—*Colpoce'le*.

ELYTRODES, (tunica), Vaginal coat of the testicle.

ELYTRŒDEMA, *Coleade'ma*, *Colpade'ma*, from ελυτρον, 'a vagina or sheath,' and οἰδημα, 'œdema.' Œdema of the vagina.

ELYTROTIS, Colposis.

ELYTRON, from ελυον, 'I involve.' A sheath. The vagina. The membranes which envelop the spinal marrow are called *elytra*.

ELYTRONCUS, *Elytrophyma*, from ελυτρον, 'a vagina or sheath,' and ογκος, 'a tumour.' A swelling of the vagina.

ELYTROPHYMA, Elytroncus.

ELYTROPTOSIS, Prolapsus vaginae.

ELYTRORRHAGIA, Colporrhagia.

ELYTRORRHAPHY, *Elytrorrhaphia*; *Colporrhaphy*, *Kolporrhaphy*; from ελυτρον, 'the vagina,' and ραφή, 'a suture.' The operation of closing the vagina by suture in cases of procidentia uteri.

EM and EN, εν, 'in, into, within.' Also 'excess;'—frequently used in this last sense by Dr. Good. A common prefix, generally answering to the prefixes *im* and *in*, in English. In composition, before β, π, φ, ψ, and μ, the ν is changed into μ; before γ, κ, ξ, and χ, into γ; before λ, into λ, and before ρ generally into ρ.

EMACIATION, *Emacia'tio*, from *emaciare*, 'to grow lean.' *Extenua'tio*, *Ma'cies*, *Macri'tudo*, *Macror*, *Marco'res*, *Skeleti'a*, *Leptysm'us*,

Leptyn'sis, *Pingued'inis diminiutio*, (F.) *Amagrissement*, *Maigreur*. That condition of the body, or of a part of the body, in which it grows lean. The state of one who is lean;—*Leanness*; *Isch'notes*.

EMAIL DES DENTS, Enamel of the teeth.

EMANA'TION, *Emana'tio*, *Efflu'vium*, from *emanare*, (e, and *manare*), 'to issue or flow from.' The term is applied to a body which proceeds or draws its origin from other bodies; such as the light which emanates from the sun; the miasma which arise from the putrid decomposition of animal or vegetable substances, &c. See *Miasm*.

EMANSIO MEN'SIUM, from e, and *manere*, 'to stay.' This term has been applied to amenorrhœa or obstruction of the menses before they have been established. Some have used it for the retention which occurs even after they have been established. The former is the general acceptance.

EMARGINATIO, *Echancrure*, Notch.

EMARGINATURA, *Echancrure*, Notch.

EMASCULA'TION, *Emascula'tio*, from *emasculare*, (e, and *masculus*, 'a male,') 'to render impotent.' The act of removing or destroying the generative organs of a male animal.

EMASCULATUS, Castratus, Eunuch.

EMBALMING, from *em*, *en*, 'in,' and *balsumum*, 'balsam.' *Balsama'tio*, *Smyrnis'mos*, *Cedeia*, *Pollinctu'ra*, *Conditu'ra Cadaverum*, (F.) *Embaumment*, *Imbalsamation*. An operation which consists in impregnating the dead body with substances capable of preventing it from becoming putrid, and thus putting it in a condition to be preserved.

EMBAMA, *Apobam'ma*, *Bamma*, from εμβάπτω, 'I immerse in.' A medicated pickle or sauce.—*Goræus*.

EMBARRAS, Emphraxia.

EMBARRAS GASTRIQUE (F.), *Gastric disorder* or *impediment*, *Collu'vies gastrica*, *Sordes prima'rum via'rum*, *Status gastricus*. Disorder of the stomach, in which there is loss of appetite, with bitterness and clamminess of mouth, white and yellow tongue, feeling of oppression in the epigastrium, and sometimes pain in that region, nausea and bilious or bitter vomiting; this state being accompanied with headache, lassitude, and pain in the back and limbs.

EMBARRAS GASTRO-INTESTINAL, *Gastro-intestinal disorder*. Slight gastro-enteritis, according to the Broussais, in which the symptoms of the *Embarras gastrique* and *E. intestinal* are united.

EMBARRAS INTESTINAL, *Intes'tinal disorder*. The principal characters assigned to this are:—tension of the abdomen, colic, borborygmi, discharge of flatus *per anum*, constipation or diarrhœa, &c.

EMBARRURE, Engisoma.

EMBAUMENT, Embalming.

EMBOÏTEMENT, (F.) 'Encasing,' from *em*, 'in,' and *boîte*, 'a box.' *Enadelp'hia*. This term has been applied to that theory of generation which considers that the germs are encased in each other in the ovary of the female, in such sort that they are developed in succession after impregnation. It is the theory of *encasing of germs*, or of *monstrosity by inclusion*.

EMBOÏTURE, Diarthrosis.

EMBOLE, from *εμβαλλω*, 'I put in place.' Reduction of a luxated bone. *Repositio*.

EMBOLIMOS, Intercalary.

EMBOLUM CEREBRI, Infundibulum of the brain.

EMBONPOINT, (F.) "In good point or plight." *Bona corporis habitudo*. The state of the animal body when in full health. Excessive *embonpoint* constitutes corpulence and obesity, and may become a morbid condition.

EMBONPOINT EXCESSIF, Polysarcia adiposa.

EMBORISMA, Aneurism.

EMBROCATIO, Embrocation, Irrigation.

EMBROCATION, *Embrocatio*, *Embragma*, *Embrochê*, *Impluvium*, from *εμβρεχω*, 'I sprinkle.' A fluid application to be rubbed on any part of the body. It is often used synonymously with liniment. Originally it was employed in the sense of *Fomentation*.

EMBROCATION, GUESTONIAN, see *Oleum Terebinthine rectificatum*.

EMBROCHE, Embrocation.

EMBRYEMA, Embrocation.

EMBRYO, *Embryon*, from *εν*, 'in,' and *βρωω*, 'I grow.' *Cyema*. The fecundated germ, at the early stages of its development in utero. At a certain period of its increase, the name *fœtus* is given to it, but at what period is not determined. Generally, the *embryo state* is considered to extend to the period of quickening.

EMBRYOTONY, *Fœtus trucidatio*, from *εμβρυον*, 'the embryo,' and *κτερος*, 'destruction.' The act of destroying a fetus in utero, when insurmountable obstacles—as certain deformities of the pelvis—oppose delivery.

EMBRYOGRAPHY, *Embryographia*, from *εμβρυον*, 'the embryo,' and *γραφω*, 'a description.' The part of anatomy which describes the embryo.

EMBRYOLOGY, *Embryologia*, from *εμβρυον*, 'the embryo,' and *λογος*, 'a description.' The doctrine of embryonic development.

EMBRYONIC, *Embryonicus*, (F.) *Embryonisch*, same etymon as embryo. Relating or appertaining to an embryo:—as '*embryonic life*.'

EMBRYONIQUE, Embryonic.

EMBRYOTHLASTA, *Embryothlastes*, *Embryothlastum*, (F.) *Embryotome*, from *εμβρυον*, 'the embryo,' and *θλαω*, 'I break.' An instrument for dividing the fetus piecemeal, in order to effect delivery. A crotchet or other instrument, used, in certain cases of laborious parturition, to break the bones of the fetus, for the purpose of extracting them with greater facility—Hippocr., Galen.

EMBRYOTOCIA, Abortion.

EMBRYOTOME, Embryothlasta.

EMBRYOTOMY, *Embryotomia*, from *εμβρυον*, 'an embryo,' and *τεμνω*, 'to cut.' A division of the fetus into fragments, to extract it by piecemeal, when the narrowness of the pelvis or other faulty conformation opposes delivery.

EMBRYOTROPHY, *Embryotrophia*, from *εμβρυον*, 'the embryo,' and *τροφω*, 'nourishment.' Fœtal nutrition. *Cyotrophy*.

EMBRYULCIA, *Embryusterulcia*, from *εμβρυον*, 'embryo, fetus,' and *ελαω*, 'I extract,' 'I draw.' A surgical operation, by which the fetus is extracted by means of ap-

propriate instruments, when faulty conformation or other circumstances prevent delivery by the natural efforts.

EMBRYULCUS, *Elcus'ter*, same etymon. An iron hook or crotchet, described by Fabricius ab Aquapendente, which was used to extract the fetus in some cases of laborious labour.

EMBRYUSTERULCIA, Embryulcia.

EMENDANS, Corrigen't.

ÉMERAUDE, Smaragdus.

EMESIA, Vomiturition.

EMESIS, Vomiting.

EMETATROPHIA, from *εμεω*, 'I vomit,' and *τροφω*, 'want of nourishment.' Atrophy induced by vomiting.

EMETIA, Emetine.

EMETIC, *Emeticum*, *Vomitorium*, *Puke*, from *εμεω*, 'I vomit.' A substance capable of producing vomiting. (F.) *Émétique*. [This term is also restricted by the French to tartarized antimony—the emetic, as it were, *par excellence*.] *Vomitif*. *Tartarized antimony*, *emetine*, *ipeacuanha*, and *sulphate of zinc*, are the chief emetics. Emetics are valuable agents in disease. They may either act primarily on the stomach, or secondarily on other parts of the system,—the sympathy between the stomach and other parts of the body being very extensive, and an important object of study.

The following are the chief emetics:—Antimonii et Potassæ Tartras; Cupri Acetas; Cupri Sulphas; Emetina; Gilleña; Hydrargyri Sulphas Flavus; Ipeacuanha; Lobelia; Sanguinaria; Scilla; Sinapis, and Zinci Sulphas.

EMETIC ROOT, Euphorbia corollata—e. Tartar, Antimonium tartarizatum—e. Weed, Lobelia inflata.

EMETICOLOGIA, Emetology.

EMETINE, *Emetina*, *Emetia*, *Vomitine*.

A vegetable alkali, discovered by M. Pelletier in ipeacuanha, and to which it owes its emetic power. It is obtained from different ipeacuanhas, but chiefly from the *psychotria emetica*, *callicocca ipeacuanha*, and *viola emetica*. It is in transparent scales, of a reddish brown colour, almost inodorous, of a bitter, slightly acrid taste; is unchangeable in the air, soluble in water and alcohol, and insoluble in ether. Three grains of impure emetia or one grain of pure are equal to 18 of ipeacuanha. See Ipeacuanha.

ÉMETIQUE, Antimonium tartarizatum, Emetic.

EMETO-CATHARSIS, see Emeto-cathartic.

EMETO-CATHARTIC, *Emeto-catharticus*, from *εμετος*, 'vomiting,' and *καθαρτικός*, 'a purgative.' A remedy, which at the same time excites vomiting and purging—*Emeto-catharsis*.

EMETOLOGY, *Emetologia*, *Emeticologia*, from *εμετος*, 'vomiting,' and *λογος*, 'a discourse.' A treatise on vomiting, and on emetics.

ÉMINENCE, *Eminentia*, *Protuberantia*, *Exochê*, *Exanthema*. A projection at the surface of a healthy or diseased organ.

ÉMINENCE PORTE ANTÉRIEURE, Lobulus anonymus—e. *Porte postérieure*, Lobulus Spigelii—e. *Sus-pubienne*, Mons veneris.

ÉMINENCES BIGÉMINÉES, Quadrigemina corpora—e. *Latérales*, Corpora olivaria

—e. *Pyramidales*, Corpora pyramidalia—e. *Vermiformes du cercelet*, Vermiformes processus.

EMINENTIA, Protuberantia—e. Annularis, Pons varolii—e. Pyramidalis tympani, Pyramid.

EMINENTIA CANDICANTES, Mamillary Tubercles—e. Lenticularis, Corpora striata—e. Magna cerebri, Thalami nervorum opticorum—e. Olivares, Corpora olivaria—e. Pyramidaliæ, Corpora pyramidalia—e. Quadrigeninæ, Quadrigenina tubercula.

EMISSAIRE, Emunctory.

EMISSARIA SANTORINI. A name given to some small veins, which communicate with the sinuses of the dura mater, by apertures in the cranium. Such are the parietal, posterior condyloid, mastoid veins, &c.

EMISSIO, Emission—e. Seminis, Spermatis-mus.

EMISSIO, *Emis'sio*, from *emittere*, (e, and *mittere*), 'to send out,' 'drive out.' The act by which any matter whatever is thrown from the body. Thus, we say *Emission of urine*, *Emission of semen*, &c.

EMMENAGOGUES, *Emmenago'ga*, *Emmenago'ga*, *Ame'nia*, from *εμμηνα*, 'the menses,' and *αγω*, 'I drive,' or 'expel.' *Men'agogues*. A name given to medicines believed to have the power of favouring the discharge of the menses. It is doubtful whether there be any substance which possesses this power directly. According to different conditions of the system, the most opposite remedies may act as emmenagogues. *Black hellebore*, *savin*, *madder*, *polygala senega*, and *ergot*, are reputed to be specific emmenagogues. The following list comprises the chief of them:—*Cunila Pulegioides*; *Helleborus Niger*; *Mentha Pulegium*; *Rosmarinus*; *Rubia*; *Sabina*; *Secale Cornutum*; *Senega*, and *Tanacetum*.

EMMENAGOLOG'IA, from *εμμηναγωγα*, and *λογος*, 'discourse.' A treatise of emmenagogues.

EMMENIA, Menses.

EMMENIAGOGA, Emmenagogues.

EMMENOLOG'IA, from *εμμηνα*, 'menses,' and *λογος*, 'a discourse.' A treatise on menstruation.

EMMYXIMUM ARTICULARE, Hydrarthrus.

EMOLLIENTIA, Emollients.

EMOLLIENTS, *Emollientia*, *Malthactica*, *Relaxantia*, *Epiceras'tica*, *Malactica*, *Lubricantia*, *Malacopa'a*, *Mollientia*, from *emollire*, (e, and *mollire*, 'to soften.') Substances which relax and soften parts that are inflamed, or too tense. They are used both internally and externally: as the former, however, consist of mucilaginous substances, they are generally reckoned as demulcents: the latter, or proper emollients, consist of oils, cataplasms, fomentations, &c. Oleaginous bodies, rubbed on a part, act by diminishing its cohesion. Fomentations, in cases of internal inflammation, act probably through contiguous sympathy. The following are the chief emollients:—*Adeps*; *Amygdalæ Oleum*; *Avenæ Farina*; *Cera*; *Cetaceum*; *Linum*; *Olivæ Oleum*; *Sesamum*; *Triticæ Farina*, and *Ulmus*.

EMOLLITIES, Mollities—e. *Morbosa*, Mollities—e. *Ossium*, Mollities ossium—e. *Uteri* *Morbosa*, *Hysteromalacia*.

EMOLLITIO, Mollities—e. *Ventriculi*, *Gastro-malacia*.

EMONCTOIRE, Emunctory.

EMOPTOE, Hæmoptysis.

EMOTIO, Delirium, Luxation, Passion.

EMOTIONAL, from *emotio*, (e, 'from,' and *motheo*, *motus*, 'to move.') Relating to emotion or passion independently of the will:—hence an 'emotional or instinctive impulse.'

EMPASMA, Catapasma.

EMPATEMENT, from *empâter*, 'to render pasty or doughy.' A non-inflammatory engorgement, which retains, more or less, the impression of the finger.

EMPATHEMÂ, *Ma'nia a pathe'maîe*, (F.) *Manie sans délire*; ungovernable passion, from *μ*, or *ε*, 'in,' and *παθος*, 'suffering.'—Good.

EMPEIRIA, Experience.

EMPETRUM, Herniaria glabra.

EMPHLYSIS, from *εμ*, or *ε*, 'in,' and *φλυσις*, 'a vesicular tumour or eruption.' *Ich'orosis Eczan'them*. An eruption of vesicular pimples, filled progressively with an acrid and colourless, or nearly colourless, fluid; terminating in scurf or laminated scabs. A genus in the order *Eczan'thematica*, class *Hæmatica* of Good.

EMPHLYSIS APHTHA, Aphthæ, Stomatitis, aphthosus—e. *Erysipelas*, *Erysipelas*—e. *Miliaria*, *Miliary fever*—e. *Pemphigus*, *Pemphigus*—e. *Vaccina inserta*, *Vaccina*—e. *Varicella*, *Varicella*.

EMPHRACTIC, Emphracticus.

EMPHRACTICA, Physconia.

EMPHRACTICUS, *Emphractic*, from *εμπεραιω*, 'I close,' 'I obstruct.' *Emplasticus*, *Emplattom'enos*. Any substance which, when applied to the skin, closes the pores.

EMPHRAG'MA, same etymon. *Obturatorum*, *Impedimentum*. Anything that obstructs. Hippocrates uses this term to designate the obstacle to delivery on the part of the fœtus, when the presentation is preternatural.

EMPHRAG'MA LACHRYMALE, *Fistula lachrymalis*—e. *Salivare*, *Ranula*.

EMPHRAX'IS, *Obstru'tio*, *Obtura'tio*, *Opyl'dio*, *Infare'tio*, *Faretus*, *Partus*. Same etymon. 'Obstruction.' An Embarras or repletion of canals or cavities by any substance, which is either morbid from quantity or quality.

EMPHYMA, Tumour—e. *Encystis*, *Encystis*—e. *Encystis atheroma*, *Atheroma*—e. *Encystis ganglion*, *Ganglion*, *Testudo*—e. *Encystis meliceris*, *Meliceris*—e. *Encystis steatoma*, *Steatoma*—e. *Exostosis ossea*, *Exostosis*—e. *Exostosis periosteæ*, *Node*—e. *Sarcoma*, *Sarcoma*—e. *Sarcoma adiposum*, *Adipose sarcoma*—e. *Sarcoma cellulolum*, *Cystic sarcoma*—e. *Sarcoma mammarium*, *Mammary sarcoma*—e. *Sarcoma pancreaticum*, *Pancreatic sarcoma*—e. *Sarcoma scirrhusom*, *Scirrhusom sarcoma*—e. *Sarcoma tuberculolum*, *Tuberculate sarcoma*—e. *Sarcoma vasculosum*, *Sarcoma vascular*.

EMPHYSE'MA, from *εμφυσω*, (ε, and *φυσω*, 'I blow,') 'I inflate.' *Infla'tio*, *Emphysemato'sis*, *Sarci'tes statuo'sus*, *Emphyse'ma cellula'rè*, *Emphyse'ma pneumato'sis*, *Physon'cus*, *Tumor statulen'tus*, *Pneumato'sis*, (F.) *Emphy'sème*; *Infla'tion*, *Wind-dropsy*. This term is commonly applied to any white, crepitant, shining, elastic, indolent tumour, caused by the introduction of air into the cellular texture. Injuries of the larynx, trachea, or lungs; fractures

of the ribs, or wounds penetrating the chest are the most frequent causes of this affection, which is owing to the air escaping from the air-passages and insinuating itself into the cellular texture surrounding the wound. There are some cases of emphysema, which are owing to internal causes; and hence a division has been made into the *accidental* and *symptomatic*, and the *spontaneous* and *idiopathic*.

EMPHYSEMA ABDOMINIS, Tympanites.

EMPHYSEMA OF THE LUNGS, *E. Pulmo'rum*, *Asthma æreum ab Emphyse'matè Pulmo'rum*, *Pneumato'sis Pulmo'rum*, *Pneumonec'tasis*, (F.) *Pneumoëctasis*, *Emphyseme du Poupon*. A considerable pressure or contusion of the chest, or any violent concussion of the lung, may produce a laceration in that viscus, without injury being done to the parietes of the thorax, and may give place to the infiltration of air into the cellular texture, *interlobular emphysema*. Laënnec has described another species of emphysema of the lungs, *Vesicular emphysema*, consisting in excessive dilatation of the air-cells, some of which become as large as hemp-seed, ultimately break, and give rise to irregular vesicles at the surface of the lung, some of which are as large as a hazel nut. *Physical Signs*. The thorax externally, generally or locally, appears unnaturally convex and prominent. The intercostal spaces are widened, but depressed. The inspiratory efforts are increased. The sound on percussion is morbidly clear, but not tympanitic. On auscultation, the inspiratory murmur is feeble or suppressed. The expiration, which is more frequently audible, is prolonged, laborious and wheezing. There are no certain physical signs which can distinguish *interlobular emphysema* from the *vesicular*.

EMPHYSEMA PECTORIS, Pneumothorax—e. Scroti, Phyocele—e. Tympanites, Tympanites—e. Uteri, Hysterophysis, Physometra.

EMPHYSEMÉ, Emphysema—e. du Poupon, Emphysema of the lungs.

EMPHYTUM THERMUM, Biolychnium.

EMPIRIC, *Empiricus*, from *εμπειρία*, (*ev*, and *πειρα*, 'a trial,') 'experience.' One who follows only experience. A sect of physicians, who rejected all theory and took for their guide experience alone. It was opposed to the dogmatic sect. The Empiric sect prevailed till near the time of Galen. Amongst its most eminent members, after Philinus and Serapion, were Apollonius, Glaucias, Bacchius of Tanagra, and Zeuxis,—both disciples of Herophilus,—Heraclides of Tarentum, Cleophantus, master of Asclepiades, Menodotus of Nicomedia, and Theudas of Laodicea. They occupied themselves, chiefly, with discovering the properties of drugs, and did important service, in this manner, to medicine.

At the present day, the word *Empiric* is only taken in a bad sense, being employed in nearly the same signification as *charlatan* or *quack*.

EMPIRICE, Empiricism.

EMPIRICISM; same etymon. *Empirica Ars*, *Empiricè*, (F.) *Empirismè*. Medicine founded on experience. It generally, at the present day, signifies *quackery*.

EMPIRISME, Empiricism.

EMPLASTICUS. Same etymon as the next. Also a remedy, which adheres as a plaster to

the surface, and in this manner may obstruct the pores: an emphractic.

EMPLASTRO-ENDERMIC, Endermic.

EMPLASTRUM, from the Greek, *εμπλαστνν*, (*ev*, and *πλασσειν*, 'to form,') 'I spread upon.' (F.) *Emplàtro*. A solid and tenacious compound, adhesive at the ordinary heat of the human body. Some of the plasters owe their consistence to wax and resin; and others to the chemical union which takes place between the semivitreous oxide of lead and oil. Most of them become too consistent by age. When such is the case, they may be re-melted by a gentle heat, and oil be added to them.

EMPLASTRUM ADHÆSIVUM, Emplastrum resinæ—e. Adhæsivum Woodstockii, see Sparadrapum adhæsivum—e. Alexandri, Alexandrine—e. de Althæa, Unguentum de Althæa.

EMPLASTRUM AMMONIACI, *Ammoniacum Plaster*, (*Ammoniac. pur. ℥v. acidi aceticæ Oss.* Dissolve the ammoniac in the vinegar, and strain: then evaporate the solution by means of a water bath, stirring constantly until it acquires a proper consistence.—Ph. U. S.) It is used as a discutient plaster.

EMPLASTRUM AMMONIACI CUM HYDRARGYRO, *Ammoniacum plaster with mercury* (*Ammoniaci pur. ℔j, hydrarg. pur. ℥iij, olei sulph. ℥j*. Rub the mercury with the oil until the globules disappear, then add the ammoniac, previously melted, and mix. *Ph. L.*)

EMPLASTRUM ANDRÆE DE CRUCE, *E. de pice et resinis glutinans*—e. Anglicum, see Sparadrapum adhæsivum.

EMPLASTRUM AROMATICUM, *Aromatic Plaster*. (*Thuris. ℥iij, ceræ flavae ℥ss, pulv. cort. cinnam. ℥vj, ol. ess. piment., ol. ess. Limon. aa ℥ij*. Melt the frankincense and wax together, and strain; then add, as it cools, the cinnamon, previously rubbed with the oils, and form a plaster. *Ph. Dubl.*) Used as a stimulating plaster.

EMPLASTRUM ASAFETIDÆ, *Asafetida plaster*, *E. antihystericum*, (*Empl. plumb., Asafet., sing. ℔j, Galban., Ceræ flavae aa fss. Alcohol. dilut. Oij*. Dissolve the asafetida and galbanum in the alcohol, in a water bath, strain while hot, and evaporate to the consistence of honey; add the lead plaster and wax previously melted together, stir the mixture well, and evaporate to the proper consistence.—*Ph. U. S.*) Used as an antispasmodic and anodyne plaster.

EMPLASTRUM ATTRAHENS, *E. ceræ*—e. Auricular, Hypotium.

EMPLASTRUM BELLADONNÆ, *Plaster of Belladonna*. (*Empl. resin. ℥iij, Ext. Belladon. ℥iss*. Add the extract to the plaster, previously melted in a water bath, and mix.—*Ph. U. S.*)

EMPLASTRUM CALLEFACIENS, *E. Picis cum cantharidè* (Ph. U. S.), *Callefacient plaster*, *Warm plaster*. (F.) *Emplâtre échauffant*. (*Cerat. cantharid. (Ph. U. S.) fss, Picis abiet. ℔ijss*. Melt together, and form into a plaster. *Ph. U. S.*) It is rubefacient and stimulant.

EMPLASTRUM CANTHARIDIS, *E. lyttæ*—e. *Cantharidis vesicatorii compositum*, *E. lyttæ comp.*—e. *Cephalicum*, *E. picis comp.*

EMPLASTRUM CERÆ, *E. simplex*, *Wax plaster*, *E. Attrahens*. (*Ceræ flavae, Sevi Præp. aa ℔ij, resinæ flavae ℔j*. Melt them together and strain. *Ph. L.*) It has been considered drawing. It is stimulating.

EMPLASTRUM CUCURTE, *E. de Cucur'ta*, *E. con'i maculati*, *Unguentum sol'idum de cucur'*

id., Hemlock plaster, (F.) *Emplâtre de Ciguë*. (*Resinæ abiet.* 960 p. *Cera flav.* 640 p. *Picis albæ*, 448 p. *Ol. cicuta per decoct. præparat.* 128 p. *Fol. cicut. recent.* 2000 p. Melt the resins, wax and oil; add the cicuta leaves, and boil; strain and add, after having dissolved it in vinegar of squills and cicuta juice, gum ammoniac, 500 p. *Ph. Par.*) It is used as a discutient, especially to scirrhous tumours.

EMPLASTRUM CITRINUM, Unguentum de althæa—e. Commune, E. Plumbi—e. Commune cum resinâ, E. resinæ—e. Conii, E. cicutæ.

EMPLASTRUM CUMINI, Cummin plaster. (*Cumin. semin., carui sem., lauri bacc.* sing. ʒij , *picis aridæ lbij*, *cera flavæ ʒij. Melt the pitch and wax together, then add the other ingredients. *Ph. L.*) It is used as a warm, discutient plaster.*

EMPLASTRUM DIACHYLON, Diachylon, E. plumbi—e. Divinum Nicolai, see Magnet—e. Emolliens, Unguentum de althæa—e. Epispasticum, E. lyttæ.

EMPLASTRUM FERRI, *E. rob'orans*, Iron Plaster, *Strength'ning Plaster*. (*Ferri subcarb.* ʒij , *Emp. plumbi*, lbij , *Picis abietis*, lbss . Add the subcarbonate of iron to the lead plaster and Burgundy pitch previously melted together, and stir constantly until they thicken upon cooling.—*Ph. U. S.*)

EMPLASTRUM FERRI RUBRI, E. oxidi ferri rubri—e. Flavum, Unguentum de althæa—e. ad Fonticulos, Ceratum Galeni.

EMPLASTRUM GAL'BANI, Galbanum plaster, (*Empl. litharg. lbij*, *gum. galban.* lbss , *cera flavæ ʒiv*. Melt the galbanum before adding the plaster and wax, then melt all together. *Ph. D.*) A stimulant and discutient.

EMPLASTRUM GAL'BANI COMPOSITUM, *E. lithargyri compos'itum*, *Diach'ylon magnum cum gummi*, Compound galbanum plaster. (*Galb. pur.* ʒviij , *Emp. plumbi*, lbij , *tereb. vulg.* ʒx , *abietis resin.* contus. ʒij . Melt the galbanum and turpentine together, then mix in the resin, and afterwards the plaster, previously melted. It is stimulant and discutient.

EMPLASTRUM GLUTINOSUM, see Sparadrapum adhasivum—e. cum Gummatibus, E. gummosum.

EMPLASTRUM GUMMO'SUM, Gum plaster, *Emplastrum lithargyri cum gummi*, *E. cum gummatibus*, *E. e gummatibus resinosis*, *E. Ox'idi Plumbi semivitr'is gummo'sum*, Yellow diach'ylon, Gum diach'ylon, Diach'ylon cum gummi. (*Emp. oxid. plumbi semivitr.* p. viii, *g. resin. ammoniac, g. resin. bubon. galbani, cera flavæ, aa*, p. i. *Ph. E.*) Properties and uses like the last.

EMPLASTRUM E GUMMATIBUS RESINOSIS, E. gummosum.

EMPLASTRUM CUM GUMMI-RESINIS, (F.) *Emplâtre de gomme résine*, *Diach'ylon gommé*, *Plaster of gum resins*. (*Emplastr. simpl.* p. 1600, *cera flavæ*, p. 96, *picis albæ*, p. 96, *terebinth.* p. 96. Melt by a gentle heat, and add gum ammoniac, p. 32, bdellium 32, galban. 32, and sagapenum, p. 32. Dissolve in a sufficient quantity of alcohol, evaporate to the consistence of honey, and mix carefully all together. *Ph. P.*) A discutient.

EMPLASTRUM HYDRAR'GYRI, *Mercurial plaster*, *Emplastr. lithargyri cum hydrar'gyro*. (*Hydrarg. purif. pond.* ʒvj , *ol. oliv., resin.* aa ʒij , *emplastr. plumbi*, lbj . Melt the oil and resin

together, and when cool rub the mercury with them till the globules disappear; then gradually add the lead plaster, previously melted, and mix all. *Ph. U. S.*) It is stimulant, resolvent and discutient. Applied as a discutient to venereal and other tumours.

EMPLASTRUM HYDRAR'GYRI COMPOSITUM, *E. de hydrar'gyro compos'itum*, *E. de Vigo cum mercurio emendatum*, Compound plaster of mercury. (*Empl. simpl.* p. 1250, *cera flavæ*, p. 64, *resinæ*, p. 64. Melt, and before it congeals add *pulv. g. ammoniac*, p. 20, *bdellium*, p. 20, *oliban.* p. 20, *myrrh.* p. 20, *Saffron*, p. 12. Mix carefully. *Take of mercury*, p. 380, *pure turpentine*, p. 64, *liquid and pure storax*, p. 192. Triturate in an iron mortar till the globules disappear: melt all together, and before congealing add *essential oil of Lavender*, p. 8. *Pharm. P.*) The same properties as the last.

EMPLASTRUM ICHTHYOCOLLE TELEINDUCTUM, see Sparadrapum adhasivum—e. Irritans, E. lyttæ—e. Lithargyri, E. Plumbi—e. Lithargyri compositum, E. galbani compositum—e. Lithargyri cum gummi, E. gummosum—e. Lithargyri cum hydrargyro, E. hydrargyri—e. Lithargyri cum resinâ, E. resinæ—e. Lithargyricum cum resinâ pini, E. resinæ.

EMPLASTRUM LYTTÆ, *E. canthar'idis*, *E. cantharidis vesicator'ii*, *Plaster of the Spanish or blistering fly*, *Blistering Plaster*, *Fly Plaster*, *E. mel'oës vesicator'ii*, *E. vesicator'ium*, *E. epispasticum*, *E. e canthar'idibus epispasticum solid'ius et tenac'ius hærens*, *E. irritans*, *E. rubef'ians*. (*Cantharides* in powder, lbj , *Emp. cera lbss*, *adipis. præp.* lbj . Melt the plaster and lard together, and as the mixture becomes thick on cooling, sprinkle in the flies, and mix. *Pharm. L.*) This is the common blistering plaster. Too much heat must not be used in its preparation. It requires to remain on 6 or 8 hours before its full effect is induced, and it acts sufficiently well, provided even a piece of thin gauze or tissue paper be placed between it and the skin, whilst absorption of the flies is thus prevented. See Blister. The Blistering Plaster of the Pharmacopœia of the United States, *Cera'tum Canthar'idis*, is made as follows:—*Cantharid.* in pulv. subtiliss., lbj , *cera flavæ, resinæ, adipis*, aa , ʒviij . To the wax, resin, and lard, previously melted, add the Spanish flies, and stir the mixture constantly until cool.

EMPLASTRUM LYTTÆ COMPOSITUM, *E. canthar'idis vesicator'ii compos'itum*, *E. mel'oës vesicator'ii compos'itum*, Compound plaster of cantharides or Spanish flies. (*Resin. liq. pini laricis*, p. 18, *resinæ concret. pini abietis, mel'oës vesicat.* aa p. 12, *cera flavæ*, p. 4, *subacet. cupri*, p. ij, *semin. snapis alb., fruct. pip. nigr.* aa p. j. Melt the pitch and wax, then add the turpentine, and as these cool sprinkle in the other substances in the form of powder, so as to make a plaster. *Ph. E.*) The same properties as the last, but more energetic and speedy in its action.

EMPLASTRUM MELOES VESICATORII, E. lyttæ—e. Meloes vesicatorii comp., E. lyttæ comp.—e. Mucilaginosum, Unguentum de althæa—e. Nigrum, of Augsburg, see Magnet.

EMPLASTRUM NORIMBERGENSE, *E. ex ox'ido plumbi rubro camphoratum*, *Emplâtre de Nuremberg*, *Nuremberg plaster*. (*Oxid. plumb. rubr.* p. 300, *ol. oliv.* p. 600, *aqua*, q. s. Boil until the oxide is dissolved, and almost to dryness. Re-

move the vessel from the fire and add, *yellow wax*, p. 500. Put the vessel again on the fire, and after the wax is melted, add, before it congeals, *samphor*, p. 24: *mlx. Ph. P.*) It is considered a desiccative, and has been employed in gangrene.

EMPLASTRUM NYGMATICUM, E. resinæ.

EMPLASTRUM OPII, *Opium Plaster*. (*Opii* in pulv. ζ ij, *Picis abiet.* ζ ijj; *emplastr. plumbi* ℥ ij, *aq. bullient.* f. ζ iv. Melt together the lead plaster and Burgundy pitch; then add the opium previously mixed with the water, and boil over a gentle fire to the proper consistence.—*Ph. U. S.*) It is employed as an anodyne, and to give support.

EMPLASTRUM OXIDI FERRI RUBRI, *E. Ferri rubri*, *E. Roborans*, *Plaster of red oxide of iron*, *Strengthening plaster*. (*Empl. oxid. plumb. semivitr.* p. xxiv, *resinæ pin.* p. vi, *ceræ flavæ, olei olæ Europ.* sing. p. iij, *oxid. ferri rubr.* p. viij. Rub the red oxide of iron with the oil, and add the other ingredients melted. *Ph. E.*) It is employed as a strengthening plaster.

EMPLASTRUM EX OXIDO PLUMBI SEMIVITREO, E. plumbi—e. Oxidi plumbi semivitrei, E. plumbi—e. Oxidi plumbi semivitrei gummosum, E. gummosum.

EMPLASTRUM PHENICEUM, *Diapalma*—e. ex Oxido plumbi rubro compositum, E. Norimbergense.

EMPLASTRUM PICIS COMPOSITUM, *E. picis Burgundicæ*, *E. cephalicum*, *Cephalic plaster*, *Compound pitch plaster*. (*Picis arid.* ℥ ij, *abietis resinæ* ℥ ij, *resinæ flavæ, ceræ flavæ*, āā ζ iv, *myrist. ol.* ζ i, *ol. oliv. aqua*, āā f. ζ ij. To the pitch, resin, and wax, melted together, add the other matters and mix. *Ph. L.*) It is stimulant and rubefacient. Sometimes used in headache,—applied to the temples.

EMPLASTRUM DE PICÆ ET RESINIS GLUTINANS, *E. Andrea de Cruce*, *Emplâtre d'André de la Croix*, *E. collant de poix et de résines*. (*Picis albæ*, p. 128, *resin elemi* p. 32, *terebinth. pur.* p. 16, *ol. laur.* p. 16. Melt with a gentle heat, and pass through linen. *Ph. P.*) Used in contusions and fractures as a support.

EMPLASTRUM PLUMBI, *E. lithargyri*, *E. commu'næ*, *E. diach'ylon*, *E. oxid. plumbi semivitrei*, *E. ex oxid. plumbi semivitreo*, *Diach'ylon simplex*, *White Diach'ylon*, *Lead plaster*, *Diach'ylon plaster*. (*Plumbi oxid. semivitr.* in pulv. ℥ v, *olei oliv.*, *Ovij*, *aquæ Oij*. Boil together over a slow fire, stirring constantly until the oil and oxide of lead cohere. *Ph. U. S.*)

EMPLASTRUM POLYCHRESTUM, E. resinæ.

EMPLASTRUM RESINÆ, *E. adhaesivum*, *E. lithargyri cum resinâ*, *E. resinosum*, *E. nygmaticum*, *Resin plaster*, *Adhesive or Striking plaster*, *Emplastrum commune cum resinâ*, *E. Polychrestum*, *E. lithargyricum cum resinâ pini*. (*Resin. flav.* ℥ ss, *emp. plumb.* ℥ ijj. Melt the plaster, with a gentle heat, add the resin, and mix. *Ph. U. S.*) Employed in wounds and ulcers.

EMPLASTRUM RESINOSUM, E. Resinæ—e. Roborans, E. Ferri (*Ph. U. S.*), E. oxid. ferri rubri—e. Rubefians, E. lyttæ.

EMPLASTRUM SAPONIS, *E. saponaceum*, *Soap plaster*. (*Saponis concis.* ℥ ss, *emplastr. plumb.* ℥ ijj. Mix the soap with the melted plaster, and boil to a proper consistence. *Ph. U. S.*) It is a mild discutient. Applied to tumours, corns, &c.

EMPLASTRUM SIMPLEX, E. ceræ—e. Spermatis ceti, Ceratum cetacei.

EMPLASTRUM THURIS, *Frankincense plaster*. (*Emp. lithargyri*, ℥ ij, *thuris*, ℥ ss, *oxid. ferri rubr.* ζ ijj, *Ph. D.*) Use:—the same as the plaster of red oxide of iron.

EMPLASTRUM VESICATORIUM, Blister, E. lyttæ—e. de Vigo cum mercurio emendatum, E. hydrargyri compositum.

EMPLÂTRE, Emplastrum—e. d'André de la Croix, Emplastrum de pice et resinis glutinans—e. de Ciguë, Emplastrum cicute—e. Collant de poix et de résines, Emplastrum de pice et resinis glutinans—e. de Gomme résine, Emplastrum cum gummi-resinis—e. de Nuremberg, Emplastrum Norimbergense.

EMPLATOMENOS, Emphracticus.

EMPNEUMATOSIS, Emphysema, Inspiration.

EMPOISONNEMENT, Poisoning.

EMPORIUM, $\epsilon\mu\pi\omicron\rho\iota\omicron\nu$, ($\epsilon\mu$ or $\epsilon\nu$, and $\pi\omicron\omicron\sigma\epsilon$) 'a market or dépôt.' The brain was so called, of old, because there all the mental affairs are transacted.

EMPORIUM SPIRITUUM, Sensorium.

EMPOSIS, Imbibition.

EMPREINTE, Impression.

EMPRESIS, Empresma.

EMPRESMA, *Empres'mus*, *Empres'sis*, from $\epsilon\mu\pi\rho\eta\theta\omega$, 'I burn internally.' Inflammation. *Phlegmatæ membranosæ et parenchymatosæ*, *Phlogistici*, *Febres continuæ inflammatoriæ*, *Inflammatio interna*, *Cau'ma*, *Internal inflammation*. A genus in the class hæmatica, order phlogotica, of Good.

EMPRESMA BRONCHITIS, Cynanche trachealis—e. Bronchlemmitis; Cynanche trachealis—e. Carditis, Carditis—e. Cephalitis, Phrenitis—e. Cystitis, Cystitis—e. Enteritis, Enteritis—e. Gastritis, Gastritis—e. Hepatitis, Hepatitis—e. Hysteritis, Metritis—e. Nephritis, Nephritis—e. Orchitis, Hernia humoralis—e. Otitis, Otitis—e. Paristhmitis, Cynanche—e. Paristhmitis tonsillaril maligna, Cynanche maligna—e. Paristhmitis pharyngea, Cynanche parotidæa—e. Paristhmitis tonsillaril, Cynanche tonsillaril—e. Parotitis, Cynanche parotidæa—e. Peritonitis, Peritonitis—e. Peritonitis mesenterica, Mesenteritis—e. Peritonitis omentalil, Epiploitis—e. Picis cum Cantharide, E. calefaciens—e. Pleuritis, Pleuritis—e. Pleuritis diaphragmatica, Diaphragmitis—e. Pneumonitis, Pneumonia—e. Splenitis, Splenitis.

EMPRESMUS, Empresma.

EMPRION, from $\epsilon\nu$, and $\pi\rho\iota\omicron\nu$, 'a saw,' 'serrated.' Galen has given this name to the pulse, when the sensation produced by the artery under the fingers is analogous to that which would be caused by the unequal teeth of a saw.

EMPROSTHOCYRTOMA, Lordosis.

EMPROSTHOTONOS, *Emprosthoton'ia*, *Entasia tetanus anticus*, *Tetanus anticus*, from $\epsilon\mu\pi\rho\sigma\theta\epsilon\nu$, 'forwards,' and $\tau\epsilon\iota\nu\alpha$, 'I stretch,' 'I extend.' A variety of tetanus, in which the body is drawn forwards by the permanent contraction of the muscles.

EMPSYCHOSIS, from $\epsilon\mu\psi\chi\omicron\sigma\omega$, ($\epsilon\nu$, and $\psi\chi\eta$, 'life,') 'I animate,' 'I vivify.' A word formerly used for the act of animating. The union of the soul with the body.

EMPTOE, Hæmoptysis.

EMPTOICA PASSIO, Hæmoptysis.

EMPTYSIS, Hæmoptysis.

EMPTYSMA, Sputum.

EMPYE, Empyema.

EMPYEMA, *Empyē'sis*, *Em'pyē*, from *εμ*, 'in,' and *πυρ*, 'pus.' *Apostēma empyēma*. A collection of blood or pus, and, conventionally, of other fluid, in some cavity of the body, and particularly in that of the pleura. Empyema is one of the terminations of inflammation of the pleura, and is called, also, *Pyothorax verus*, *Pleurorrhœa purulenta*, *Diaplyēma*, *Ecpyēma*, *Ecpyē'sis*, *Empyē'sis pectoris*, *Pyo'sis pectoris*, *Hydrothorax purulentus*, *Dyspnœa pyothoracica*, *Pneumonia suppuratoria*, *Abscessus pectoris*, *A. Thoracis*, *Pleurapostēma*, *Pleuroplyē'sis*, (F.) *Pyopleurite*. The operation for empyema properly means the making of an opening into the thorax for the purpose of giving issue to the matter collected in the cavity of the pleura, although it has been used for the operation required for the evacuation of any fluid from the chest, or synonymously with *Paracentesis thoracis*.

EMPYE'SIS; same etymon. Suppuration. An eruption of plegmonous pimples, gradually filling with a purulent fluid, and terminating in thick scabs, frequently leaving pits or scabs. *Pustulosa Ecanthem*. A genus in the order *Exanthematica*, class *Hæmatica* of Good. See *Empyema*.

EMPYESIS OCULI, Hypopyon—e. Pectoris, Empyema—e. Variola, Variola.

EMPYMELIUM POLYSARCIA, Polysarcia adiposa.

EMPYOCELE, from *εμ*, 'in,' *πυρ*, 'pus,' and *κληη*, 'tumour,' 'hernia.' A tumour, formed by an accumulation of pus in the scrotum. Different diseases have been described under this name, such as suppuration of the testicle, empyema of the tunica vaginalis, accumulation of pus in the cavity of a hernial sac, abscesses of different kinds formed in the cellular texture of the scrotum, &c.

EMPYOMPHALUS, from *εμ*, 'in,' *πυρ*, 'pus,' and *ομφαλος*, 'the navel.' This word has been used to designate a suppurating tumour at the umbilicus; or, at times, umbilical hernia, the sac of which is filled with blood.

EMPYOS, Purulent.

EMPYREUMA, from *εμ*, *πυρ*, *εμα*, (*εμ*, and *πυρ*, 'fire,') 'I kindle.' The burnt smell and acrid taste, which volatile products—gaseous and liquid—contract, when animal or vegetable substances are decomposed with a strong heat. The cause of this smell is seated in an oil, called *empyreumatic*, which does not exist in the substance subjected to the operation, but is the result of its decomposition. If the empyreuma occurs when the organic substance is placed in a still with a liquid, it is owing to the solid matter touching the bottom of the vessel to which the fire is applied.

EMPYREUMATIC, *Empyreumaticus*: same etymon. Belonging to empyreuma,—as an *empyreumatic* odour.

EMPYROS, *Febricitans*, from *πυρ*, 'fire or fever.' One who has fever.—Hippocrates.

EMS, MINERAL WATERS OF. Celebrated springs on the river Lahn, duchy of Nassau. They are thermal (from 83 to 115° Fahr.) and carbonated salines, containing carbonic acid, bicarbonate of soda, and chloride of

sodium; and are much used in gastric and intestinal affections, &c.

EMUL'GENT, *Emul'gens*, from *emulgere*, (*e*, and *mulgere*), 'to milk out,' 'to draw out.' A name given to the renal artery and vein, because the ancients imagined they milked, as it were, the urine through the kidneys. See *Renal*.

EMUL'SIO, *Emul'sion*; same etymon. A pharmaceutical preparation, of a milky-white opaque appearance, which is composed of oil, divided and held in suspension in water by means of mucilage. Emulsions have been divided into the *true* and *oily*, and into the *false* or *not oily*; the latter being composed of resinous substances, balsams, or camphor, rubbed up with dilute alcohol, mucilage, or yolk of egg.

EMULSIO ACA'CIÆ ARABICÆ, *Emul'sio Arabica*; *Gum Ar'abic Emul'sion*. (*Nuclear amygd. comm.* ʒij, *aque* ℥ijss, *mucilag.* ꝑcc. ʒij, *sacch.* ʒiv. While beating the decocted almonds with the sugar and water, add the mucilage.—*Ph. E.*) Used in the same cases as the last.

EMULSIO AMYGDALÆ, *Lac amygdalæ*, *Emul'sio simplex*, *Amygdalatum*, *Mistura amygdalæ*, *Emul'sio sive Lac Amygdalarum*, *Almond Emul'sion*, *Almond Milk*, (F.) *Lait d'amandes*. (*Amygdal. dulc.* ʒss; *Acaciæ*, in pulv. ʒss; *Sacchar.* ʒij; *Aque destillat.* f. ʒviij. Macerate the almonds in water, and having removed their external coat, beat them with the gum Arabic and sugar, in a marble mortar, till they are thoroughly mixed: then rub the mixture with the distilled water gradually added, and strain.—*Ph. U. S.*) It is used as a diluent and demulcent.

EMULSIO ANTIHYSTERICA, *Mistura asafetidæ*—e. *Arabica*, *Emul'sio acaciæ Arabicæ*.

EMULSIO CAMPHORÆ, *E. Camphorata*, *Mistura Camphoræ*; *Camphor Emul'sion*. (*Camphoræ* ʒj, *amygd. com.* decortice., *sacch. dur.* ʒā ʒiv, *aque* ʒvj.—*Ph. E.*) A convenient form for giving camphor.

EMULSIO GUAIACIANA, *Mistura guaiaci*—e. *Leniens*, *Looch ex ovo*.

EMULSIO O'LEI AMYGDALÆRUM; *Emul'sion of Oil of Almonds* (*Ol. amygd.* ʒij, *gum acac. pulv.* ʒij, *syryp.* ʒi, *aque destill.* ʒiv. Mix.) A good pectoral or cough mixture.

EMULSIO O'LEI RICINI; *Castor Oil Emul'sion* (*Ol. ricini* ʒss, *vitelli ovi* q. s., *aque destillat.* ʒj.) An aperient draught.

EMULSIO O'LEI TEREBINTHINÆ; *Emul'sion of Oil of Turpentine*. (*Ol. tereb. rest.* ʒij, *sacch. alb.* ʒss, *vitell. ovi* j, *emuls. amygd.* vel *aque destillat.* ʒvj. Mix.) In rheumatic and nephritic affections. Dose f. ʒiss.

EMULSIO OLEOSA, *Looch ex ovo*.

EMULSIO PURGANS CUM JALAPÆ RESINA, *Purging Emul'sion with Resin of Jalap*. (*Jalapæ resin.* gr. xij. *sacch. alb.* ʒij. Triturate for some time, and add gradually half the yolk of an egg: continue to triturate, adding by degrees *emuls. simpl.* ʒv, *aq. flor. aurant.* ʒij.—*Ph. P.*)

EMULSIO PURGANS CUM SCAMMO'NIO; *Purging Emul'sion with Scammony*. It is prepared like the preceding, substituting only Scammony for the jalap.

EMULSIO SIMPLEX, *E. Amygdalæ*.

EMULSION, *Emul'sio*—e. *Almond*, *Emul'sio*

amygdalæ—e. Camphor, Emulsio Camphoræ—e. Castor oil, Emulsio olei ricini—e. Gum Arabic, Emulsio acaciæ Arabicæ—e. *Huileuse*, Looch ex ovo—e. of Oil of Almonds, Emulsio olei amygdalarum—e. of Oil of turpentine, Emulsio olei terebinthinæ—e. Purging with resin of jalap, Emulsio purgans cum jalapæ resinâ—e. Purging, with scammony, Emulsio purgans cum scammonio.

EMULSIVE, *Emulsivus*; same etymon. An epithet given to seeds whence oil may be extracted by expression; such as almonds, apricots, peaches, hemp, rape, melons, gourds; those of the nut kind, and cucurbitaceous and cruciferous plants in general.

EMUNCTORIUM, Emunctory—e. Cerebri, Nasus.

EMUNCTORY, *Emunctorium*, from *emungere*, (e and *mungere*), 'to drain off,' 'to cleanse.' *Emissarium*, (F.) *Emonctoire*, *Emissaire*. Any organ whose office it is to give issue to matters which ought to be excreted. The ancients believed that some organs were more particularly destined to serve as emunctories of others: the nasal fossæ, for example, they believed to be the emunctories of the brain.

EMUNDANTIA, Detergents.

EMYS PALUSTRIS, *Salt-Water Ter'rapin*. This species of turtle is found exclusively in salt or brackish waters, near the sea shore, along the whole Atlantic coast. It is much prized by the epicure, and is nutritious and tolerably easy of digestion when dressed plain.

EN, see EM.

ENADELPHIA, *Emboitement*.

ENÆMA, Hæmostatica.

ENÆMON, Styptic.

ENÆOREMA, from *ev*, 'in,' and *αιωρεα*, 'I lift up,' 'that which hangs or floats in.' The *Neph'el*, *Nubes*, *Sublimamentum*, *Sublimatio*, *Sublime*, *Suspensum*, *S. Uri'næ*, *Suspensio*, *Nube'cula* or cloud, which is suspended in the urine as it cools.

ENAM'EL OF THE TEETH, *Dentium Nitro*, *Cortex*, *Cortex striata*, *Substantia filamentosa* of Malpighi, *S. Adaman'tina dentium*, *Crusta Dentium adaman'tina*. The substance which covers the coronæ of the teeth, and which has, also, been called the *vitreous substance*, *Substantia vitrea*, (F.) *Substance vitrée* ou *émaillée*, *Email des Dents*. The enamel is of a milky-white colour, and sufficiently hard to strike fire with steel. Its surface is very smooth and polished, and it forms a thicker layer towards the part where the teeth come in contact, and becomes thinner towards the cervix. The fibres of the enamel are perpendicular to the surface of the teeth, on the ivory of which they seem, as it were, planted. This gives them a velvety appearance, when examined by the microscope. The enamel has no blood vessels, and is not renewed when removed. It is formed of phosphate of lime, and a very small portion of animal matter.

ENANTHE'MA, same etymon as the next. A name recently given to certain eruptions of the mucous membrane, as *exanthema* is to certain eruptions of the skin.

ENANTHE'SIS, from *ev*, 'in,' and *ανθησ*, 'I flourish.' *Rash exanthem*. Eruption of red, level or nearly level patches, variously figured, irregularly diffused, often confluent, and terminating in cuticular exfoliations. A genus in

the order *Exanthematica*, Class *Hæmatica* of Cullen, including scarlet fever, measles, &c.

ENANTHESIS ROSALIA, Scarlatina—e. *Urticaria*, *Urticaria*.

ENANTIOPATHIC, Palliative.

ENARTHRO'SIS, *Inarticulatio*, *Ball and Socket-joint*, from *ev*, 'in,' and *αρθρωσις*, 'an articulation.' A kind of diarthrodial articulation, in which the head of a bone is received into the cavity of another, and can be moved in all directions. The joint of the os femoris with the os-innominatum is one of this character.

ENARTHURUM, from *ev*, 'in,' and *αρθροι*, 'a joint.' A foreign body in a joint.

ENAU'SMA, Fomites.

ENCANTHIS, from *ev*, 'in,' and *κανθος*, 'the angle of the eye.' A tumour, formed by an increase in size, or a degeneration of the caruncula lachrymalis. Any morbid growth in the inner angle of the eye.

ENCANTHIS BENIGNA. Simple excrescence of the caruncula. It commonly yields to astringent collyria.

ENCANTHIS FUNGOSA. A condition of the semilunar fold and lachrymal caruncle, in which they are the seat of morbid growths.

ENCANTHIS INFLAMMATORIA. Inflammation with enlargement—swelling—of the semilunar fold and lachrymal caruncle.

ENCANTHIS MALIGNA has often a cancerous character, and requires extirpation before it has attained any considerable size.

ENCARPOS, Pregnant.

ENCASING, *Emboitement*.

ENCATALEPSIS, Catalepsy.

ENCATHIS'MA, *Semicupium*. With the ancients *Encathis'ma*, *εγκαθισμα*, meant a vapour bath taken sitting.

ENCAU'MA, from *ev*, 'in,' and *καυσι*, 'I burn.' *Epicau'mis*, *Epicau'sis*, *Encau'sis*. A tumour produced by a burn. A burn. Also, an ulcer of the transparent cornea, occasioning loss of the humours.—Aëtius, Gorræus.

ENCAUSIS, Burn, Encauma, Moxibustion.

ENCAUSSE, MINERAL WATERS OF. Encausse is a village in the department of the Haute-Garonne, which possesses several saline, acidulous springs.

ENCAVURE, Argema.

ENCEINTE, Pregnant.

ENGENS, Juniperus lycia.

ENCEPHALALGIA, Cephalalgia—e. Hydroptica, Hydrocephalus internus.

ENCEPHALIC, *Encephalicus*, from *ev*, 'in,' and *κεφαλη*, 'the head.' That which is situate in the head. A name given to several parts which relate to the encephalon, as the *encephalic membranes*, *muscles*, &c.

ENCEPHALITIS: same etymon. This term has been used by some Nosologists, synonymously with *Cephalitis* and *Phrenitis*. By others, it has been appropriated to inflammation of the brain, in contradistinction to that of the membranes.

ENCEPHALITIS EXSUDATORIA, Hydrocephalus internus—e. Infantum, Hydrocephalus internus—e. Insolationis, *Coup-de-soleil*—e. Membranosa, Meningitis—e. Peripherica, Meningitis—e. Potatorum, Delirium tremens.

ENCEPHALIUM, Cerebellum.

ENCEPHALOCÈLE, from *εγκεφαλον*, 'the brain,' and *κηλη*, 'a tumour.' *Hernia Cerebri*, *Fungus Cerebri*, *Craniocele*, *Hernia of the*

Brain. This may be a congenital or accidental affection. In the former case, it is dependent upon tardy ossification of the fontanelles or some faulty conformation. In the latter, it is owing to some considerable loss of substance in the parietes of the cranium, produced by fractures, wounds with a cutting instrument, caries, the application of the trephine, &c. In slight congenital encephalocoele, gentle pressure may be exerted upon the protruded portion. When the disease is of considerable extent, it is fatal. In accidental encephalocoele, similar means must be used for confining the tumour, and preserving it from the action of external bodies.

ENCEPHALOCHYSIS, Hydrocephalus internus—e. Senilis, Apoplexy, serous:

ENCEPHALODYNIA, Cephalalgia.

ENCEPHALOHÆMIA, Cephalohæmia.

ENCÉPHALOHÉMIE, Cephalæmia.

ENCEPHALOID, *Encephaloïdes*, *Ceph-aloïd*, *Cephaloïdes*, *Cephalo'ma*, from *εγκεφαλον*, 'the brain,' and *ειδος*, 'resemblance.' Laënnec has given the term *Enceph'aloid* or *Cere'briform* matter to one of the morbid substances commonly formed by scirrhus or cancerous tumours. It is either encysted, in irregular masses without cysts, or infiltrated into the texture of the diseased organ. This name was given to it in consequence of its resemblance, when fully developed, to the medullary substance of the brain. It is also called *Fungus medulla'ris*, *F. Cancro'sus medulla'ris*, *Sarco'ma medulla're*, *Spongoid inflammation*, *Fungus cerebra'lis*, *Cancer-cerebrifor'me*, *Cancer mollis*, *C. Medulla'ris*, *Carcino'ma medulla're*, *C. Spongio'sum*, *Carci'nus spongio'sus*, *Myelo'ma*, *Myelomy'ces*, *Myelospon'gus*, *Tela accidenta'lis medulla'ris*, (*F.*) *Matière cérébri'forme*, *Carcinome mou et spongieux*, *Tumeur encephaloïde*, *Fongus médullaire*, *Carcinome sanglante*, *Cancer mou*; *Milk-like tumour*, *Medullary sarcoma*, *Cellular cancer*, *Fungoid disease*, *Hæmatocerebriform disease*. See Cancer.

ENCEPHALOID TUMOUR OF THE LUNG, Phthisis, cancerous.

ENCEPHALOLOG'IA; from *εγκεφαλος*, 'the encephalon,' and *λογος*, 'a description.' A description of the encephalon.

ENCEPHALOMALACIA, Mollities cerebri.

ENCEPHALOMALAXIA, Mollities cerebri.

ENCEPHALON, *Enceph'alum*, *Enceph'alus*, from *εν*, 'in,' and *κεφαλη*, 'the head.' That which is situate in the head. This name has generally been given to the *brain*, *cerebellum*, and *mesocephalon*. At times, it includes likewise the *medulla spinalis*, when it is also called the *Cere'bro-spinal axis*.

ENCEPHALOPATHIA, from *εγκεφαλος*, 'the encephalon,' and *παθος*, 'disease.' A disease of the encephalon.

ENCEPHALOPATHIA PUERPERALIS, Mania, puerperal—e. Saturnina, see *Encé'phalopathie saturnine*.

ENCÉPHALOPATHIE CRAPULEUSE, Delirium tremens.

ENCÉPHALOPATHIE SATURNINE, *Encephalopathi'a Saturni'na*, from *εγκεφαλος*, 'the encephalon,' *παθος*, 'disease,' and *Saturnus*, 'lead.' Encephalic disorder occasioned by the poison of lead.

ENCEPHALOPHY'MATA, *Phymato'ses* seu *Strumo'ses* seu *Tuber'cula cere'ebri*. Tubercles of the brain.

ENCEPHALOPHTHISIS, see *Encephalopyosis*.

ENCEPHALOPYO'SIS, from *εγκεφαλος*, 'the brain,' and *πυον*, 'pus.' *Apostema* seu *Absces'sus* seu *Helco'sis cere'ebri*. Suppuration of the brain. When accompanied with emaciation and hectic, it is called *Encephalophthi'sis*.

ENCEPHALORRHAGIA, see *Apoplexy*.

ENCEPHALOSCOPIA, Craniology.

ENCEPHALOSEPSIS, Mollities cerebri.

ENCEPHALOSIS OF THE LIVER, Hepatoscirrhus.

ENCEPHALOSISMUS, Concussion of the brain.

ENCEPHALOSTRUMOSIS, see *Hydrocephalus internus*.

ENCEPHALUM, Encephalon.

ENCEPHALUS OPÍSTHIUS, Cerebellum.

ENCEROSIS, Inceration.

ENCHARAXIS, Scarification.

ENCHEIRE'SIS, *Enchei're'sis*, *Enchei'ria*, from *εν*, and *χειρ*, 'the hand.' Galen uses this term as a part of the title to one of his works, which treats of dissection. It means the manual treatment of any subject.

ENCHEIRIA, Encheiresis.

ENCHIPE'NEMENT, Coryza.

ENCHIRESIS, Encheiresis.

ENCHONDROMA, Chondroma.

ENCHORIONOSUS, Endemic.

ENCHORIOS, Endemic.

ENCHRISTON, Liniment.

ENCHYLOSIS, Extraction.

ENCHYMA, Infusum, Plethora.

ENCHYMO'MA, *Enchymo'sis*, from *εν*, and *χυον*, 'I pour.' By the ancients, this word was used to designate the sudden effusion of blood into the cutaneous vessels which arises from joy, anger, or shame; in the last instance constituting blushing. It differs from encymosis in there being, in the latter, extravasation of blood into the cellular texture, and its being produced by an external cause; a contusion, for example.—Hippocrates.

ENCHYSIS, Infusion.

ENCLAVEE, Wedged.

ENCLAVEMENT, see *Wedged*.

ENCLUME, Incus.

ENCLYDASTICOS, *intus fluctuans*, from *εγκλυδα'σται*, 'to float in.' Applied to liquids, e. g. to serum, pus, &c., contained in any cavity.

ENCLYSMA, Clyster, Enema.

ENCŒLIA, from *εν*, 'in,' and *κοιλια*, 'the belly.' The abdominal viscera. The entrails.

ENCŒLIALGIA, Tormina—e. Inflammatoria, Encœlitis.

ENCŒLITIS, *Encœli'tis*, *Encœlial'gia inflammatoria*, *Inflammatio abdominalis*, from *εγκοιλια*, 'the abdominal contents,' and *ιτις*, inflammation. Inflammation of any of the abdominal viscera.

ENCOLPIS'MUS, from *εν*, 'in,' and *κολπος*, 'the vagina.' Injection or introduction of any thing into the vagina.

ENCOPE, Diacope, Incision.

ENCRANION, Cerebellum.

ENCRANIS, Cerebellum.

ENCRE, Atramentum.

ENCYESIS, Fecundation, Pregnancy.

ENCYMON, Pregnancy.

ENCYMOSIA, Fecundation, Pregnancy.

ENCYSIS, Pregnancy.

ENCYST'ED, *Cysti'de obdu'tus, Sacca'tus*. Enclosed in a kyst or cyst; from *εν*, 'in,' and *κυστις*, 'bladder.' (F.) *Enkysté*. 'An epithet given to certain tumours, or solid or fluid collections enclosed in a particular envelope or cyst. They are movable and often elastic to the touch.

ENCYS'TIS, *Tumor tunica'tus, T. cys'ticus; Emphy'ma encys'tis*. Same etymon. *Lu'pia, Glan'dula Avicen'næ, Nodus*. An encysted tumour.

ENDAN'GIUM; properly, *Endangi'on*, from *ενδορ*, 'within,' and *αγγιον*, 'a vessel.' The serous or lining membrane of vessels.

ENDEICTICOS, Inducant.

ENDEIXIOL'OGY, *Endeixiolog'ia*, from *ενδειξις*, 'indication,' and *λογος*, 'a discourse.' The doctrine of indications.

ENDEIXIS, Indication.

ENDEMIC, Endemic.

ENDEMIC, *Endem'ical, Endem'ia, Regio-nalis morbus, Endem'icus*, from *εν*, 'in,' and *δημος*, 'the people;' *Encho'rios, Enchorion'-osus, Vernaculus* seu *endemus mor'bus, Endem'y*. A disease is said to be endemic or to arise from *endemic'ity*, (F.) *endém'ité*, when it is owing to some peculiarity in a situation or locality. Thus, ague is endemic in marshy countries; goitre at the base of lofty mountains, &c. Some authors use the term in the same sense as epidemic. We have no accurate knowledge of the emanations or other circumstances, which give occasion to endemic affections. We seem to know that some emanation from marshy lands does produce intermittent; but we are ignorant of the nature of such emanation.

ENDEMICITE, see Endemic.

ENDEMIOL'OGY, *Endemiolog'ia*, from *ενδημια*, 'an endemic,' and *λογος*, 'a discourse.' The doctrine of endemic diseases.

ENDEMY, Endemic.

ENDEPIDERMIS, Epithelium.

ENDERMIC, *Endermicus, Endermaticus, Emplas'tro-enderm'ic*, from *εν*, 'in,' and *δεμα*, 'the skin.' An epithet given to the method of treating diseases by placing the therapeutical agent in contact with the skin, especially after the cuticle has been removed; *Endermism, Endermis'mus, Endermo'sis, Meth'odus endermica* seu *endermatica*. Morphia, strychnia, &c., are often administered in this way.

ENDERMIS, see Endemic.

ENDERMISMUS, see Endemic.

ENDERMOSIS, see Endemic.

ENDESIS, from *εν*, 'in,' and *δεω*, 'I bind.' A ligature, bandage, connexion. Hippocrates has so termed the ankle-joint.

ENDIVE, *Cichorium endivia*—e. Wild, *Cichorium intybus*.

ENDIVIA, *Cichorium endivia*.

ENDIXIS, Indication.

ENDO, from *ενδορ*, 'within.' A common prefix, as in the following terms:

ENDO-AORTI'TIS, from *ενδορ*, 'within,' and *aortitis*, 'inflammation of the aorta.' Inflammation of the lining membrane of the aorta.

ENDO-ARTERITIS, see Arteritis.

ENDOCARDIAC, *Endocar'dial, Endocar'diacus*: same etymon as the next. Relating to the endocardium; as 'endocardiac sound or murmur,'—a sound produced within the cavities of the heart, in contradistinction to *ezocar-*

diac, or *ezocardial* sounds or murmurs, which are induced by conditions of the external surface of the organ.

ENDOCARDI'TIS, *Carditis inter'na, Inflammatio superficiali inter'na cordis, Inter'nal Carditis, Inflammation of the internal membrane of the heart*, from *Endocard'ium*, the lining membrane of the heart, and *itis*, inflammation. Inflammation of the lining membrane of the heart. In this disease, the heart's action is visibly increased, and very manifest to the touch; the hand is strongly repelled, and, at moments, is sensible of a trembling vibratory motion. Percussion gives a dull sound over a surface of several inches, owing; according to Bouillaud, to the inflammatory turgescence of the heart, and the engorged state of its cavities. On auscultation, a *bruit de soufflet* is generally heard, masking one or both sounds of the heart; and the ear is sensible of a metallic ringing with each systole of the ventricle. The pulsations are rapid as well as strong, and, with few exceptions, irregular, unequal and intermittent. The pulse, by the way, does not always indicate the force or number of the heart's contractions.

ENDOCARDIUM, from *ενδορ*, 'within,' and *καρδια*, 'the heart.' The membrane that lines the interior of the heart.

ENDOCOLITIS, Dysentery.

ENDODONTI'TIS, (F.) *Inflammation de la Pulpe dentaire, Inflammation of the Dental membrane*, from *ενδορ*, 'within,' *ονδους*, 'a tooth,' and *itis*, denoting inflammation. Inflammation of the lining membrane of a tooth.

ENDO-ENTERITIS, see Enteritis.

ENDOGASTRI'TIS, *Esogastritis*; from *ενδορ*, 'within,' and *gastritis*, 'inflammation of the stomach.' Inflammation of the lining membrane of the stomach.

ENDOLYMPH, *Vitrine auditive*.

ENDOMETRI'TIS, from *ενδορ*, 'within,' and *metritis*, 'inflammation of the uterus.' Inflammation of the lining membrane of the uterus.

ENDONARTERITIS, see Arteritis.

ENDOSIS, Remission.

ENDO-SKELETON, see Skeleton.

ENDOSMOSE, *Imbibition*, from *ενδορ*, 'within,' and *ωσμος*, 'impulse.' A term used by Dutrochet, to express the action by which fluids pass through organic membranes. This is done by the porosity of the tissue, in the same manner as it is effected through inorganic substances, as through fissured glass. The rapidity with which it is accomplished varies according to the nature of the septum or tissue of the penetrating body, and to the penetrability of the tissue.

ENDOSMOTIC, *Endosmot'icus*; same etymon. Belonging to endosmose:—as an 'endosmotic current.'

ENDOSTEI'TIS, from *ενδορ*, 'within,' *οσσειον*, 'a bone,' and *itis*, denoting inflammation. Inflammation of the internal periosteum.

ENDOSTEUM, Medullary membrane.

ENDOÛTERITIS, see Metritis.

ENDUIT (F.), from *induire*, 'to put upon,' 'to put on.' *A coat, a fur*. This term is often applied to a layer of greater or less thickness which covers the surface of certain organs, and particularly of the tongue and interior of the mouth. The *enduit* is designated variously, according to its appearance,—*enduit bilieux, jauné,*

blanc, &c.—a bilious, yellow, white coat or fur, &c. It is at times owing to the evaporation of the watery portions of the secretions; at others to a morbid condition of the secretions;—generally, to both causes combined.

ENDUIT CHOROÏDIEN, see Choroid.

ENDURCISSEMENT, Induration—e. du Cerveau, Sclerencephalia—e. Rouge, see Hepatization—e. du Cœur, Cardiosclérose—e. du Tissu cellulaire, Induration of the cellular tissue.

ENECHEMA, Tinnitus aurium.

ENEZIA, Synocha—e. Cauma, Synocha—e. Synochus Puerperarum, see Peritonitis—e. Synochus, Synochus.

ENEMA, from ἐνίημι, (ἐν, and ἵημι), 'to inject.' *Clyma, Clysmas, Enclysmas, Lavamentum, Loëtio.* An Injection, Clyster, (F.) *Clystère, Lavement.* A well known form of conveying medicine into the intestinal canal. See Clyster.

ENEMA ANODYNUM, *Enema O'pii; Anodyne Clyster, Starch and Opium Clyster.* (Gelat. amyli Oss, tinct. opii gr^{ss} 40 vel 60.) Exhibited in cases of severe diarrhœa or dysentery.

ENEMA CATHARTICUM; *Purging Clyster.* (Manna ℥j, decoct. chamæm. comp. ℞. olei oliv. ℥j, sulph. magnes. ℥ss. Ph. D.)

ENEMA COMMUNE; *Common Clyster, Domestic Clyster.* (Water gruel or molasses and water Oss or Oj; add a little oil or lard, and a spoonful of common salt.) Given as a cathartic enema; and, without the common salt, as an emollient.

ENEMA FETIDUM, *Fetid Clyster; Mistura asafæt'idæ pro clysmate, Clysmas tonicum et antispasmodicum seu in'citans et sedans.* (F.) *Lavement antispasmodique.* (The last with the addition of ℥ij of the tincture of asafetida. Ph. D.) Given as an antispasmodic and anodyne.

ENEMA NICOTIANÆ; *Tobacco Clyster.* This generally consists of from half a pint to a pint of the *Infusum Tabaci.* It is employed in cases of strangulated hernia; but occasionally acts as a fatal poison when given in this way. The smoke of tobacco is sometimes thrown up the rectum to produce the same medicinal effects as the infusion.

ENEMA OPII, E. anodynum.

ENEMA TEREBINTHINÆ; *Turpentine Clyster.* (Ol. tereb. f. ℥iij, gruel Oss, one yolk of egg, Incorporate the turpentine with the yolk, then add the gruel.) To be administered in cases of ascariæ, (oxyures.)

ENEPIDERMIC, *Enepidermicus*, from ἐν, 'in,' ἐπι, 'upon,' and δερμα, 'the skin.' An epithet given to the method of treating diseases, which consists in the application of medicines; as plasters, blisters, &c., to the skin.

ENEREISIS, Compression.

ENERGIA, Action, Force.

ENERGY, *Energia*, from ενεργω, (εν, and εργω, 'action,') 'I act.' Action. Acting power. Also, vigour; as the 'muscular energy;' the 'brain acts with energy.'

ENERVATIO, Aponerosis, Enevation.

ENERVATION, *Energatio*, from ἐν, 'out of,' and nervi, 'strength.' The act of weakening—the state of being weakened. See Debility.

ENERVATIONES TENDINEÆ, Insciptiones tendinæ musculorum.

ENERVITAS, Inertia.

ENFANCE, Infancy.

ENFANT, Infans—e. *Légitime*, see Legitimate.

ENFLURE, Swelling, Œdema—e. des Jambes et des cuisses de la femme accouchée, Phlegmatia dolens.

ENFONCEMENT SCAPHOÏDE, Scaphoides fossa.

ENGASTERION, Laboratory.

ENGASTRIMYTHUS, *Englottogastor, Gastril'oquus, Ventril'oquus, Gastril'oquist, Eurycles, Euryclitus, Enteroman'tis, Gastroman'tis*, from ἐν, 'in,' γαστήρ, 'the belly,' and μύθομαι, 'I discourse.' A *Ventril'oquist.* (F.) *Ventriloque, Gastriloque.* One who possesses the art of modifying his natural voice, so that it seems to come from a greater or less distance, and from different directions. It was formerly believed that such persons spoke from their belly; hence their name. It is an imitative art, and is called VENTRILLOQUISM.

ENGEISOMA, Engisoma.

ENGELURE, Chilblain.

ENGHIEN MONTMORENCY, MINERAL WATERS OF. A hydrosulphurous water four leagues from Paris, near Montmorency, which is possessed of some celebrity. It contains chloride of sodium, chloride of magnesium, sulphate of magnesia, sulphate of lime, carbonate of magnesia, carbonate of lime, silica, sulphohydrate of lime and magnesia, sulphohydric acid, carbonic acid and azote.

ENGISOMA, *Engeisoma, Engizo'ma*, from ἐγγίζω, 'I approximate.' (F.) *Embarraze.* A species of fracture of the skull, in which a splinter passes beneath the sound portion of the bone, and compresses the brain.—Galen. Also, a kind of instrument used in fractures of the clavicle.

ENGLISH DISEASE, Rachitis.

ENGLOTTOGASTOR, Engastrimythos.

ENGOMPHOSIS, Gomphosis.

ENGORGEMENT, from ἐν, 'in,' and γοργε, 'the throat.' An obstruction occurring in the vessels of a part, giving rise to augmentation of volume. Congestion.

ENGORGEMENT DES MEMBRES ABDOMINAUX À LA SUITE DES COUCHES, Phlegmasia dolens—e. Hepatic, Hepatohæmia—e. *Laitéux des membres abdominaux, Phlegmatia dolens.*

ENGOUEMENT (F.); *Obstructio, Inertia*, from ἀγγερε, 'to choke.' Accumulation in a hollow organ, of the matters secreted by it or carried into it. There is said to be *Engouement des bronches*, when the mucus accumulates in the bronchia; and *Engouement des intestins*, when the matters which ought to pass through the intestines are detained; as in a case of strangulated hernia.

ENGOUEMENT DES POUMONS, E. of the lungs, in Pathological Anatomy, signifies that state of the lungs, in which a mixture of air and thin fluid escapes from them when cut into.

ENGOURDISSEMENT, Torpor.

ENGRENURE, Suture.

ENHÆMATOSIS, Hæmatosis.

ENIXA, Puerpera.

ENIXIO FÆTUS, Parturition.

ENIXUS FÆTUS, Parturition.

ENKYSTÉ, Encysted.

ENKYSTEMENT, *Chatonnement.*

ENNEAPHARMACOS, from εννεα, 'nine,' and φαρμακον, 'a medicine.' A medicine, composed of nine simple ingredients. A pessary, so formed.—Galen, Paulus. The *Antidotus Hærali'dis*, described by Galen, and some plasters

by Aëtius and Celsus are, likewise, termed *Enneapharmaca*.—Gorræus.

ENORMON, ενορμων, *Hormon; Im'petum faciens*, from εν, 'in,' and ορμων, 'I rouse,' 'excite.' A word used by Hippocrates in the same sense as *vital principle* is by modern physiologists.

ENOSIS, Insertion.

ENOSTOSIS, *Entostosis*, from εν, 'in,' and οστος, 'a bone.' A morbid growth of bone inwards—the opposite to exostosis.

ENRHYTHMOS, from εν, and ρυθμος, 'number.' Having rhythm. An epithet applied to the pulse when its pulsations occur with some degree of order. It is opposed to *Arythmos*, and differs from *Eurythmos*, which signifies 'regular.'

ENROUEMENT, Raucedo.

ENS. A being. Paracelsus meant, by this term, the power exerted by certain beings on our body. He speaks of the *Ens Dei*, the *Ens Astro'rum*, the *Ens natural'e*, the *Ens virtutis*, *Ens morbo'rum*, *Ens de potentibus spiritibus*, &c. These absurd denominations suggested to some of the ancient chymists a name for certain chemical preparations. The muriate of ammonia and iron was called *Ens martis*; the muriate of ammonia and copper, *Ens veneris*; and *Ens primum* was, with the alchemists, the name of a tincture which they considered possessed of the power of transmuting metals.

ENS MARTIS, Ferrum ammoniatum—e. Veneris Boylei, Ferrum ammoniatum.

ENSIFORM, *Ensisformis*, from ensis, 'a sword,' and forma, 'form.' Sword-like.

ENSIFORM APOPHYSES or PROCESSES are the lesser ææ of the sphenoid bone.

ENSIFORM APPENDIX or CARTILAGE is the xiphoid appendix of the sternum, &c. See Xiphoid.

ENSIFORMIS, Xiphoid.

ENSISTERNAL. Relating to the ensiform process of the sternum. Béclard gave this name to the last osseous portion of the sternum. He also called it *l'os ultimi-sternal*. See Ultimate-sternal.

ENSOMATOSIS, Incorporation.

ENSTALAXIS, Instillation.

ENSTROPHE, from εν, 'in,' and στροφα, 'I turn.' Inversion of a part, as of the eyelids.

ENTABLEMENT, Depression.

ENTAILLE (F.), from εν, 'in,' and tailler, 'to cut.' *Excisio*, *Ec'copē*, *Ec'tomē*. A deep wound made by a sharp instrument obliquely. *Entailles* and *Taillades*, are, also, used to designate deep scarifications, made for the purpose of producing a speedy *dé-gorgement* of any tumefied part; such, for example, as are made in the tongue in certain cases of glossitis.

ENTANTHEMA, Eisanthema.

ENTASIA, Tonic spasm—e. Articularis, Contractura—e. Loxia, Torticollis—e. Priapismus, Priapismus—e. Systemma, Cramp—e. Tetanus, Tetanus—e. Tetanus anticus, Empros-thotonos—e. Trismus, Trismus.

ENTASIS, Tonic spasm.

ENTATICOS, *Intensivus*, from εντεινω, 'I make tense.' A medicine which excites the venereal appetite.

ENTEIPATHIA, Nymphomania.

ENTELMINTHA, Worms.

ENTENDEMENT, Intellect.

ENTERAD'ENES, from εντερον, 'an intes-

tine,' and αδην, 'a gland.' The mucous glands of the intestines. See Peyer's glandulæ.

ENTERADENOGRAPHY, *Enteradenogra'phiā*, from εντερον, 'intestine,' αδην, 'gland,' and γραφη, 'a description.' A description of the intestinal glands.

ENTERADENOL'OGY, *Enteradenolog'ia*, from εντερον, 'intestine,' αδην, 'gland,' and λογος, 'a treatise.' That part of anatomy which treats of the intestinal glands.

ENTERAL'GIA, *Enterodyn'ia*, from εντερον, 'intestine,' and αλγος, 'pain.' Pain in the intestines. Colic.

ENTERALGIA ACUTA, Enteritis—e. Inflammatoria, Enteritis—e. Saturnina, Colica metallica.

ENTERANGEMPHRAXIS, Enterangiemphraxis.

ENTERANGIEMPHRAXIS, *Enterangiemphrax'is*, from εντερον, 'intestine,' αγγων, 'I strangle,' and εμπρασσω, 'I obstruct.' Obstruction of the vessels of the intestines.

ENTERATROPHIA, *Atroph'ia Intestino'rum*, from εντερον, 'intestine,' and atrophia, 'want of nutrition.' Atrophy of the coats of the intestines.

ENTERECHE'MA, *Son'itus intestinalis*. The sound of the movement of the intestines, heard by the stethoscope.

ENTEREC'TASIS, *Dilata'tio Intestino'rum*, from εντερον, 'intestine,' and εκτασις, 'dilatation.' Dilatation of the intestines.

ENTERELCO'SIS, *Enterhelco'sis*, *Enterohelco'sis*, from εντερον, 'intestine,' and ελκοσις, 'ulceration.' Ulceration of intestines—*Ulceratio intestinalis*, *Ul'cera intestinal'ia*.

ENTERELEISIA, Ileus.

ENTERELOSIS, Ileus.

ENTEREMPHRAXIS, *Infarc'us Intestino'rum*, *Incarceratio intestino'rum interna*, (F.) *Étranglement des Intestins*, from εντερον, 'intestine,' and εμπρασις, 'obstruction.' *Obstruction of the Intestines* from accumulation of fæces or otherwise. Also, Enterangiemphraxis.

ENTEREN'CHYTA, *Enteren'chytes*, from εντερον, 'an intestine,' εν, 'in,' and χυσις, 'I pour.' Any surgical instrument for administering injections.—Sculetus.

ENTEREPIPLOCELE, Enteroepiplocele.

ENTEREPIPLOMHALOCE'LE, from εντερον, 'intestine,' επιπλοον, 'omentum,' ομφαλος, 'navel,' and κληη, 'rupture.' Hernia of the umbilicus with protrusion of the omentum and intestine.

ENTERHELCO'SIS, Enterelcosis—e. Nervosa, Typhus (abdominal.)

ENTERHYPERTROPHIA, *Hypertroph'ia intestino'rum*, from εντερον, 'intestine,' and hypertrophia, 'excessive nutrition.' Hypertrophy of the coats of the intestines.

ENTERICA, from εντερον, 'an intestine.' Diseases affecting the alimentary canal. Order I. Class 1. (*Calicæ*) of Good.

ENTERITE FOLLICULEUSE, see Typhus—e. *Typhokémique*, Typhoid fever.

ENTERITIS, from εντερον, 'an intestine,' and itis, denoting inflammation. Inflammation of the intestines. *Empres'ma Enteritis*, *Intestino'rum inflammatio*, *Ileo-coli'tis*, *Chorday'sus*, *Cauma Enteritis*, *Enterophlog'ia*, *Enterophlog'osis*, *Colica acuta*, *C. inflammato'ria*, *Ileus inflammato'rius*, *Enteral'gia acuta*, *E. Inflam-*

mato'ria, Febris intestino'rum, F. ili'aca inflammato'ria, Enteropy'ra, (F.) Entérite, Inflammation des Intestins. The essential symptoms of this disease are:—violent abdominal pain increased on pressure; with vomiting and inflammatory fever. Enteritis may affect both the peritoneal and the mucous coat of the intestines; and in violent cases all the coats may be implicated. The structure of the mucous and peritoneal coats is different; so are their functions in health and disease. The inflammation of the serous coat, *Sero-enteritis*, resembles that of the cellular membrane; the inflammation of the mucous coat that of the skin. The former is usually, therefore, of a more active character. Inflammation of the mucous coat, *Eso-enteritis, Endo-enteritis, Muco-enteritis, Mucous Enteritis, Phlegmymenitis enterica*, is generally attended with diarrhoea, and its pathology is identical with that of Dysentery. Inflammation of the peritoneal coat is, on the other hand, generally attended with constipation.

Enteritis of the peritoneal coat, for such usually is the meaning of the word in the abstract, requires the most active treatment. Copious bleeding, followed up by a large dose of opium—and if the symptoms be not decidedly ameliorated, repeating the bleeding and opium—warm fomentations, and blisters are the chief agents to be relied upon. Purgatives ought not to be exhibited until the inflammation and spasm are abated by the use of the bleeding and opium. When the physician is called early, this plan will usually succeed. Sometimes, Enteritis passes into a chronic state, requiring much careful management. Broussais considered inflammation of the mucous coat of the stomach and intestines as the proximate cause of the phenomena of fever.

ENTERITIS ARTHRITICA, Cœliagra—e. Colica, Colitis—e. Epiploitis, Epiploitis—e. Follicular, Typhoid fever—e. Folliculosa, see Typhoid—e. Mesenterica, Mesenteritis—e. Mucous, see Enteritis—e. Pustulosa, Dothineritis.

ENTERO, from *εντερον*, 'an intestine,' in compound words signifies intestine, as in the following:—

ENTEROBROSIS, *Enterorrhœ'is, Perforatio Intestino'rum, (F.) Perforation des Intestins*, from *εντερον*, 'an intestine,' and *βρωσις*, 'the act of gnawing.' Perforation of the intestines.

ENTEROACÆ, *Dysente'ria pùtrida seu typho'des seu scorbutica seu maligna*; from *εντερον*, 'an intestine,' and *κακος*, 'evil.' Adynamic dysentery accompanied by phenomena indicating a pseudo-membranous and gangrenous state of the lining membrane of the large intestine.

ENTEROCELE, *Hernia intestinalis*, from *εντερον*, 'an intestine,' and *κηλη*, 'a hernia,' 'tumour.' Abdominal hernia, which contains only a portion of the intestine, is so called.

ENTERO-CEPHALOPYRA INFANTUM, Hydrocephalus Internus.

ENTEROCELICUS, from *εντερον*, 'intestine,' and *κοιλια*, 'the cavity of the abdomen.' Relating to the cavity of the abdomen.

ENTEROCYSTOCELE, from *εντερον*, 'an intestine,' *κυστις*, 'a bladder,' and *κηλη*, 'a tumour.' Hernia formed by the bladder and a portion of intestine.

ENTERODAR'SIS, from *εντερον*, 'intestine,'

and *δαρις*, 'skinning.' Excoriation of the mucous membrane of the intestines.

ENTERODOTHENIA, Dothineritis.

ENTERODYNIA, Enteralgia.

ENTERO-EPIPLOCELE, *Enteropyloce'le, Hernia intestinalis omentalis*, from *εντερον*, 'intestine,' *επιπλον*, 'the omentum,' and *κηλη*, 'tumour.' Hernia, formed by intestine and omentum.

ENTERO-EPIPLOMPHALUS, from *εντερον*, 'intestine,' *επιπλον*, 'the omentum,' and *ομφαλος*, 'the umbilicus.' Umbilical hernia, containing intestine and omentum. Almost all umbilical herniæ are of this kind.

ENTEROGRAPHY, *Enterogra'phia*, from *εντερον*, 'intestine,' and *γραφη*, 'description.' The part of anatomy which describes the intestines.

ENTERO-HÆMORRHAGIA, Hæmatochezia.

ENTEROHELICOSIS, Enterelcosis.

ENTERO-HYDROCELE, from *εντερον*, 'intestine,' *υδωρ*, 'water,' and *κηλη*, 'tumour.' Intestinal hernia complicated with hydrocele.

ENTERO-HYDROMPHALUS, from *εντερον*, 'intestine,' *υδωρ*, 'water,' and *ομφαλος*, 'the navel.' Umbilical hernia, in which the sac contains, along with a portion of intestine, a quantity of serum.

ENTERO-ISCHIOCELE, from *εντερον*, 'intestine,' *ισχιον*, 'ischium,' and *κηλη*, 'tumour.' *Ischiatic hernia*, formed of intestine.

ENTEROLITHIASIS, from *εντερον*, 'intestine,' and *λιθιασις*, 'the formation of stones.' The formation of concretions in the intestines.

ENTEROLITHUS, Calculi of the stomach and intestines—e. Bezoardis, Bezoar—e. Scybala.

ENTEROLOGY, *Enterolog'ia*, from *εντερον*, 'intestine,' and *λογος*, 'a discourse.' The part of anatomy which treats of the intestines.

ENTEROMALACIA, *Enteromalax'is, (F.) Ramollissement de l'Intestin*; from *εντερον*, 'an intestine,' and *μαλασσω*, 'I soften.' Softening of the mucous or other coats of the intestine.

ENTEROMALAXIS, Enteromalacia.

ENTEROMANTIS, Engastrimythus.

ENTERO-MEROCELE, from *εντερον*, 'intestine,' *μηρος*, 'the thigh,' and *κηλη*, 'tumour.' Crural hernia, formed of intestine.

ENTERO-MESENTERIC, *Entero-mesenter'icus*. Relating to the intestine and mesentery.

ENTERO-MESENTERICA FEBRIS.

MM. Petit and Serres have given this name to the typhoid form of adynamic fever, in which the intestines are ulcerated, with enlargement of the corresponding mesenteric glands. See Typhus.

ENTERO-MESENTERITE, Tabes mesenterica—e. *Mesenterite typhoïde*, see Typhus.

ENTEROMORPHIA COMPRESSA, One of the algæ, used by the Sandwich Islanders as an esculent.

ENTEROMPHALOCÉLE, Enteromphalus.

ENTEROMPHALUS, *Enteromphalose'le*, from *εντερον*, 'intestine,' and *ομφαλος*, 'umbilicus.' Umbilical hernia, formed of intestine.

ENTEROMYCODORITIS, from *εντερον*, 'intestine,' *μυκος*, 'slime,' *δορα*, 'skin,' and *ιτις*, denoting inflammation. Inflammation of the mucous membrane of the intestines.

ENTERON, Intestine.

ENTEROPARISAGOGE, Intussusceptio.
ENTEROPATHIA, *Enterop'athy*; from *εντερον*, 'intestine,' and *παθος*, 'disease.' Disease of the intestines in general.
ENTEROPATHIA CANCEROSA, *Enteroscirrhus*; *Enterostenosis scirrhus* seu *organica*, *Enterosarcocoma*, *Induratio* seu *Scirrhus* seu *Cancer* seu *Carcinoma Intestino-rum*, (F.) *Cancer des Intestins*. Cancer of the Intestines.
ENTEROPERIS TOLE, *Enterospigmat*, *Hernia incarcerata*, *Incarceratio intestino-rum*, from *εντερον*, 'intestine,' and *περισκελλω*, 'I conceal,' 'I envelop.' Constriction or obstruction of the intestines, from a cause which acts either within the abdomen or without it, as in strangulated hernia.
ENTEROPHLOGIA, Enteritis.
ENTEROPHLOGOSIS, Enteritis.
ENTEROPHTHISIS, from *εντερον*, 'intestine,' and *φθισις*, 'consumption.' Consumption of the bowels. Consumption owing to suppuration in the intestines.
ENTEROPHYMATA, Tubercula intestino-rum.
ENTEROPYRA, Enteritis. Also, enteromesenteric fever.—Alibert
ENTEROPYRA ASIATICA, Cholera—e. Biliosa, Fever, Bilious.
ENTERORRHAGIA, from *εντερον*, 'intestine,' and *ραγη*, 'violent rupture.' Hemorrhage from the bowels.
ENTERORRHAGIA SIMPLEX, Hæmatochezia.
ENTERORRHAPHIA, *Enteror'rhaphe*, from *εντερον*, 'intestine,' and *ραφη*, 'a suture.' Suture of the intestines, for the relief of injuries done to them.
ENTERORRHEUMA, *Rheumatismus Intestino-rum*, from *εντερον*, 'intestine,' and *ρευμα*, 'defluxion, rheumatism.' Rheumatism of the intestines.
ENTERORRHEXIS, Enterobrosis.
ENTERORRHEA, Diarrhœa, Melæna.
ENTEROSARCOCELE, from *εντερον*, 'intestine,' *σαρκη*, 'flesh,' and *κηλη*, 'a tumour.' Intestinal hernia, complicated with fleshy excrescence, or rather sarcocele.
ENTEROSARCOMIA, Enteropathia cancerosa.
ENTEROSCHEOCELE, *Enteroschocele*, from *εντερον*, 'an intestine,' *σχημα*, 'the scrotum,' and *κηλη*, 'tumour.' Scrotal hernia consisting of intestine.
ENTEROSCIRRHUS, Enteropathia cancerosa.
ENTEROSSES, from *εντερον*, 'an intestine.' A class of diseases, comprehending all those that are seated in the intestines.—Alibert.
ENTEROSPHIGMA, Enteroparistole.
ENTEROSTENOSIS, from *εντερον*, 'intestine,' and *στενωσις*, 'stricture.' Stricture or constriction of the intestines.
ENTEROSTENOSIS ORGANICA, Enteropathia cancerosa—e. Scirrhus, Enteropathia cancerosa.
ENTEROTOME, *Enterot'omus*, from *εντερον*, 'intestine,' and *τομη*, 'I cut.' A name given by J. Cloquet to an instrument for promptly opening the intestinal canal through its whole extent. It consists of a pair of scissors, one blade of which is much longer than the other, and rounded at its extremity. This is passed into the intestine.
ENTEROTOMIA, *Enterot'omy*, same etymon. In *anatomy*, it signifies dissection of the

intestines. In *surgery*, it means an operation, little used, which consists in opening the intestine, in order to evacuate the fecal matters accumulated in it, for example, in certain cases of hernia, accompanied with contraction of the intestinal canal; in operations for an artificial anus, performed on the new-born, where the rectum is imperforate or not existing, &c.
ENTEROTOMY, Enterotomia.
ENTEROTYPHUS, see Typhus.
ENTEROZOA, Worms.
ENTERYDROCELE, *Enterohydrocele*; from *εντερον*, 'intestine,' *υδωρ*, 'water,' and *κηλη*, 'rupture.' Intestinal hernia with hydrocele.
ENTHELMINTHES, Worms.
ENTHEOMANIA, Demonomania.
ENTHLASIS, *Esp'hlasis*, from *εν*, 'in,' and *θλαω*, 'I break.' A fracture of the cranium with comminution, in which the bone is depressed or has lost its level.
ENTHLASIS CRANII, Effractura Cranii.
ENTOCLE, Ectopia.
ENTOCLE LENTIS: Dislocation of the crystalline into the anterior chamber of the eye.
ENTOGONYANCON, from *εντερον*, 'within,' *γονυ*, 'the knee,' and *αγκων*, 'a bend.' Bending of the knees inwards. The state of being knockkneed, or in-kneed.
ENTONIA, Tension, Tonic spasm.
ENTONIC, *Enton'icus*; from *εν*, denoting excess; and *τονος*, 'tone.' Having great tension or exaggerated action.
ENTONNOIR, Calix, Infundibulum—e. du *Ventricule Moyen du Cerveau*, Infundibulum of the brain.
ENTOPARASITES, Worms.
ENTOPHTHALMIA, from *εντος*, 'within,' and *οφθαλμια*, 'inflammation of the eye.' Ophthalmia affecting the interior of the eye.
ENTORSE, Sprain.
ENTOSTHIDIA, Entrails.
ENTOSTHIA, Entrails.
ENTOSTOSIS, Entostosis.
ENTOTORRHEA, Otirrhœa.
ENTOTOZÆNA, Ozæna.
ENTOXICISMUS, Poisoning.
ENTOXISMUS, Poisoning.
ENTOZOA, Worms.
ENTOZOAIRES, Worms.
ENTOZOARIA, Worms.
ENTOZOOGENESIS, Helminthiasis.
ENTOZOON FOLLICULORUM, Acarus Folliculorum.
ENTRAILLES, Entrails.
ENTRAILS, *Splanchna*, *Ente'lia*, *Vis'cera*, *Entosthid'ia*, *Entos'thia*, *Entosthethid'ia*, *Intera'nea*, from *enteralia*, a word of bad Latin coming from *εντερον*, 'intestine.' It is used for the viscera enclosed in the splanchnic cavities, and especially for those in the abdomen; *Bowels*, *Guts*, (F.) *Entrailles*, *Viscères*.
ENTRE-FESSON, Chafing.
ENTRICHOMA, from *εν*, 'in,' and *τριχουα*, 'hair.' The tarsal cartilage, and the edge of the eyelids, in which the cilia are implanted.
ENTROPION, *Entrop'ium*, from *εν*, 'in,' and *πρωω*, 'I turn.' *Inversio palpebrarum*, *Capill'itium*, *Trich'asis*, *Introsusceptio entropium*, *Blepharosis*, *Blepharoptosis entropium*, *Trich'ia*, *Trich'osis*. A name given to the inversion or turning inwards of the eye-

lids, so that the eyelashes are directed towards the globe of the eye; irritate and inflame it, and give rise to the affection called *Trichi'asis*.

The contact of the hair with the surface of the eye occasions considerable irritation of the conjunctiva, which is soon followed by chemosis, ulceration of the eye, and other symptoms, such as fever, watchfulness, &c.

If the disease be *entropion*, as above defined, that is, dependent upon the inversion of the eyelids, it must be remedied,—either by dispersing the œdema or swelling of the eyelids, or by cutting out a portion of the skin. When the disease is dependent upon a vicious direction of the cilia, they must be plucked out and the bulbs be cauterized.

ENTROPIUM, Entropion.

ENTYPOSIS, see Glene.

ENUCLEATION, *Enucleat'io*, from *enucleare*, (*e*, and *nucleus*), 'to take out a kernel.' This term has been proposed for the operation of removing tumours, &c., without cutting into them.—Percy.

The word is used in *Pharmacy*, for the operation of shelling or removing the kernels of any nut.

ENULA CAMPANA, Inula Helenium.

ENULON, from *en*, 'in,' and *ουλον*, 'the gum.' The inner part of the gums. The external part was called *ουλον*, and that between the teeth *αγμος*.—Pollux.

ENURESIS, from *ενουρεω*, (*εν* and *ουρεω*), 'I void the urine in bed.' *Paru'ria incontinenens*, *Incontinent'ia ur'inae*, *Excretio Urinae involuntaria*, *Mictio involuntaria*, *E. inopportuna*, *Uracia'sia*, *Urorrhœa*, *Petirrhœa*, *Strangu'ria* (Galen.) *Anischu'ria*, *Hyperuresis*, *Diamnes*, *Involuntary discharge of urine*, *Incontinence of urine*. This affection is most common in advanced life. It may depend on too great irritability of the bladder, or on distention, or injury of the fibres about its neck, paralysis of the organ, the presence of an irregularly shaped calculus impacted in the urethra near its commencement; rupture of the bladder and urethra; renal disease; or on pressure exerted on the bladder by the distended womb or by a tumour. It often occurs after difficult labour, but generally yields, in the course of a week or ten days; the catheter being introduced twice a day in the mean time.

The treatment must of course vary according to the cause; and when the affection, on which it is dependent, cannot be removed, the discharge of urine may be prevented by exerting a degree of compression on the urethra, by means of appropriate instruments; or a urinary may be employed to receive the urine as it passes off.

ENVIE, Hangnail, Malacia, Nævus—*e. de Vomir*, Nausea.

ENYPNION, Somnium.

ENYSTRON, Abomasus.

ENZOÏTIA, Enzoöty.

ENZOÏTY, *Enzoöt'ia*, (F.) *Enzoötie*, from *en*, 'in,' and *ζωον*, 'animal.' An endemic disease attacking animals.

EP, EPH, EPI, *επ*, *εφ*, *επι*, 'upon, above;' in composition, generally means, 'augmentation,' addition, increase, reciprocal action, repetition.' Hence:

EPACMAS'TICOS, from *επι*, and *αμασι*, 'I increase.' An epithet applied to fevers, *Febres*

epaomas'ticæ, whose symptoms go on augmenting in violence, from the commencement to the termination. Such fevers are, also, called *Epanadidon'tes*.

EPAGOGIUM, Phimosis, Prepuce.

EPANADIPLOSI, Anadiplosis.

EPANALEPSIS, Anadiplosis.

EPANASTASIS, Pustule. The formation of a tumour. The breaking out of an eruption—*Eruptio exanthem'atis*.

EPANASTEMA, Exanthem, Swelling.

EPANCHEMENT, Effusion.

EPANESIS, Remission.

EPANETUS, Remittent—*e. Hectica*, Hectic fever—*e. Malignus flavus*, Fever, yellow—*e. Mitis*, Remittent fever.

EPANORTHOSIS; Restauratio.

EPANTHEMA, Exanthem.

EPANTHISMA, Exanthem.

EPAPHÆRESIS, from *επαφαγω*, 'I take away.' *Repet'ita sublat'io vel evacuatio*. A repeated abstraction or evacuation. It was formerly used synonymously with *repetit'io blood-letting*; *Phlebotom'ia iter'd'ia*.—Galen.

EPAPHRISMOS, Despumation.

EPARMA, Tumour.

EPARSIS, Tumour.

ÉPAULLE, Humerus.

EPENCRANIS, Cerebellum.

EPENDYMA, Membranè.

ÉPERON, Hippocampus minor—*e. des Artères*, Spur.

ÉPERVIER, Accipiter.

ÉPERVIERE DES MURAILLES, Hieracium murorum.

EPHEBÆON, from *επι*, 'upon,' and *ἡβη*, 'pubes.' The parts of generation; also, the region of the pubes, as well as the hair upon the pubes. It meant likewise a part of the ancient gymnasium in which the rhetoricians, philosophers, &c., disputed.

EPHEBEUM, Mons veneris.

EPHEBIA, *Ephēbi'a*, *Pubertas*. Same etymon. The age of puberty.

EPHEBOSYNE, Puberty.

EPHEBOTES, Puberty.

EPHEBUS, *Pubens*, *Puber*, (F.) *Pubère*, *Éphèbe*. One who has attained the age of puberty.

EPHEDRANA, Nates.

EPHEL' CIS, from *επι*, 'upon,' and *ἄλκος*, 'an ulcer.' The crust or scab of an ulcer.

ÉPHELIDE SCORBITIQUE, Chloasma.

EPHELIDES, from *επι*, 'upon,' and *ἡλιος*, 'the sun.' *Epichro'sis*, *Mac'ula sold'ris*, *Mac'ula fusca*, *M. lenticular'es*, *Ephelis lentid'ula*, *Vitilig'inies*, *Phaci*, *Pannus lenticular'is*, *Lentic'ula*, *Lenti'go*, *Ephelis Lenti'go*, *Ephelis à solè*, *Nigre'do à solè*, *Spilo'sis ephelis*, *Estiotes*, *Effila*, *Freckles*, *Sunburn*, (F.) *Taches de roussure*, *Hale*. This term includes not only the yellow *lentiginies*, which appear on persons of fair skin, and the larger brown patches, which also arise from exposure to the direct rays of the sun, but also those large dusky patches which are very similar in appearance, but occur on other parts of the surface, that are constantly covered. See *Chloasma*. They do not extend farther than the skin. Many cosmetics have been recommended for their removal. Simple spirituous lotions or weak mineral acids, applied a few times in the day, are as effectual as any other means.

EPHELIS, see Ephelides—e. Lentigo, Ephelides—e. à. Sole, Ephelides.

EPHELOTES, Leucoma.

EPHEMERA, *Dià'ria*, from $\epsilon\pi\iota$, 'during,' and $\eta\mu\epsilon\sigma\alpha$, 'a day.' That which continues a day. This epithet is given to diseases, and particularly to fevers which last only a day.—*Febris dià'ria*, *Ephemero-pyra*, *Febris simplex*, *F. Ephemera*, *Febri-cula*, *Ephem'eral Fever*, *Dià'ry Fever*, *Simple Fever*. The term *prolonged ephem'era*, is sometimes used for fevers, which cease after two or three days' duration.

EPHEMERA ANGLICA PESTILENS, *Sudor anglicus*—e. *Britannica*, *Sudor Anglicus*—e. *Maligna*, *Sudor Anglicus*—e. *Mortifera*, *Plague*—e. *Pestilentialis*, *Plague*—e. *Sudatoria*, *Sudor Anglicus*.

EPHEMEROPYRA, *Ephemera*.

EPHEMERUS, *Quotidian*.

EPHIALTES HYPOCHONDRIACA, *Incubus vigilantium*—e. *Nocturnus*, *Incubus*—e. *Vigilantium*, *Incubus vigilantium*.

EPIDRO'SES, (G.) *Epidrosen*. A division of the family *Ekzematosen* of Fuchs, comprising morbid varieties of sweating.

EPIDRO'SIS, from $\epsilon\pi\iota$, 'upon,' and $\dot{\iota}\delta\rho\omega$, 'I sweat.' *Hidro'sis*, *Idro'sis*. A copious sweat.

EPIDROSIS PROFUSA, *E. spontanea*, *E. idiopathica*, *Hydropede'sis*, *Exsudatio*, *Exudatio*, *Hyperhydro'sis*, *Hyperhydro'sis*, *Hydro-rhœ'a*, *Hidropede'sis*, (F.) *Flux de Sueur*. An excessive sweating, including debility and emaciation. A colliquative sweat. Such copious perspirations are generally owing to debility of the exhalants, and require the use of tonics, especially of the mineral acids, opium, &c.

EPIDROSIS, *Desudatio*—e. *Cruenta*, *Sudor cruentus*—e. *Saccharata*, *Sudor dulcis*.

EPHIPPIUM, *Pituitaria fossa*, *Sella Turcica*.

EPHODOS, from $\epsilon\pi\iota$, 'upon,' and $\sigma\delta\omicron\varsigma$, 'a way,' 'a road or avenue to a place.' Hippocrates uses this word in three senses: 1. For the vessels or canals, which give passage to the excrements of the body. 2. For a periodical attack or accession of fever; and 3. For the approach of similar or dissimilar things which may be useful or hurtful to the body.—*Castelli*.

ËPI, *Spica*.

EPIALOS, *Hepialos*. A name given by the ancients to fever, when the hot stage was mingled with irregular chills. Also, the cold stage of fever.

EPIALTES, *Incubus*.

EPIAMA, *Lentive*.

EPIAN, *Frambœsia*.

EPIBLEMA, *Catabema*.

EPIBOLE, *Incubus*.

EPICANTHIS, *Canthus*.

EPICANTHIS, from $\epsilon\pi\iota$, 'upon,' and $\kappa\alpha\theta\acute{\alpha}\varsigma$, 'the angle of the eye.' A defective formation, in which a fold of skin passes from the root of the nose over the inner canthus of the eye.

EPICARPIUM, *Pericarpium*, from $\epsilon\pi\iota$, 'upon,' and $\kappa\alpha\rho\pi\omicron\varsigma$, 'the wrist.' An application made to the wrists or to the region of the pulse was so called.

EPICAUMA, *Encauma*.

EPICAUSIS, *Encauma*.

EPICERASTICA, *Emollients*.

EPICHOLOS, *Bilious*.

EPICHORIS, *Mesentery*.

EPICHORION, *Decidua*.

EPICHORION, *Epidermis*.

EPICHRISIS, *Inunctio*.

EPICHRŌ'SIS, *Spilo'sis*, from $\epsilon\pi\iota$, and $\chi\rho\omega\mu\alpha$, 'colour.' Simple discoloration of the surface.—*Good*. *Ephelides*.

EPICHRŌSIS SPILL, see *Nævus*.

EPICHYSIS, *Affusio*.

EPICŒ'MASIS, from $\epsilon\pi\iota\kappa\omicron\iota\mu\alpha\sigma\mu\alpha\iota$, ($\epsilon\pi\iota$ and $\kappa\omicron\iota\mu\alpha\sigma\mu\alpha\iota$), 'to lie down to rest,' 'to sleep.' *De-cubitus ad dormien'dum et Dormi'tio*. The position of sleeping, as well as sleeping itself.

EPICOL'IC, from $\epsilon\pi\iota$, 'upon,' and $\kappa\omega\lambda\omicron\nu$, 'the colon.' The *epicolic regions*, *regio'nes epicol'icæ*, are those parts of the abdomen which correspond to the colon.

EPICOLLESIS, *Agglutination*.

EPICONDYLE, *Epicon'dylus*; from $\epsilon\pi\iota$, 'upon,' and $\kappa\omicron\nu\delta\upsilon\lambda\omicron\varsigma$, 'a condyle.' A name given by Chausier, to an eminence at the outer part of the inferior extremity of the os humeri; so called, because it is seated above the condyle. The epicondyle gives attachment to the outer lateral ligament of the elbow joint, and to a very strong tendon to which several of the muscles of the posterior part of the forearm are attached.

EPICONDYLO-CUBITALIS, see *Anconeus*—e. *Radial*, *Supinator radii brevis*—e. *Sus-métacarpien*, see *Radialis*—e. *Sus-phalangettien commun*, *Extensor digitorum communis*—e. *Sus-phalangettien du petit doigt*, *Extensor proprius minimi digiti*.

EPICOPHO'SIS, from $\epsilon\pi\iota$, 'upon,' and $\kappa\alpha\phi\omicron\sigma\iota\varsigma$, 'deafness.' *Deafness supervening on another disease*.

EPICRANIUM, from $\epsilon\pi\iota$, 'upon,' and $\kappa\rho\alpha\nu\iota\omicron\nu$, 'the cranium.' A name given to different parts seated on the cranium. The skin, aponeurosis between the occipital and frontal muscles, and the whole of the scalp have been so called. Portal includes under this name the occipito-frontalis muscle, pyramidalis nasi, and superior and anterior auricular muscles. The *pericranium*.

EPICRANIUS, *Occipito-frontalis*.

EPICRA'SIS, *Contemperatio*, from $\epsilon\pi\iota\kappa\rho\alpha\nu\nu\iota$, ($\epsilon\pi\iota$, and $\kappa\rho\alpha\nu\nu\iota$), 'I mix,' 'I temper.' A term used by the humorists for an *amelioration of the humours*. They called *Cure by Epicrasis*,—*per epicrasin*, a mode of treatment by imagined alteratives, which they supposed to be possessed of the power of gradually correcting the vitiated humours.

EPICROUSIS, *Percussio*.

EPICTENIUM, *Pubes*.

EPICTETI MORBI, *Acquired diseases*.

EPICYEMA, see *Superfetation*.

EPICYESIS, *Superfetation*.

EPICYLIUM, see *Palpebra*.

EPICYSTOTOMIA, see *Lithotomy*.

EPIDEISIS, *Deligation*.

EPIDEMIC, *Epidem'ius*, *Epidem'icus*; (F.) *Epidémique*. Same etymon as *Epidemy*. Appertaining to an epidemic. An epidemic.

EPIDEMIC CONSTITUTION, *Epidemy*—e. *Disease*, *Epidemy*—e. *Influence*, *Epidemy*.

EPIDEMICITE, see *Epidemic*.

EPIDEMICUS, *Epidemic*.

EPIDEMIOLOG'IA; from $\epsilon\pi\iota$, 'upon,' $\delta\eta\mu\omicron\varsigma$, 'the people,' and $\lambda\omicron\gamma\omicron\varsigma$, 'a description.' The doctrine of epidemics.

EPIDÉMIQUE, *Epidemic*.

EPIDEMIUS, *Epidemic*.

EPIDEMY, *Epidemic*, *Epidemia*, *Morbus publicus*, *M. popularis*, *M. epidemicus* seu *epidemicus*, (F.) *Epidémie*; *Epidemic disease*; *Epidemic influence*, *Epidemic constitution*; from $\epsilon\pi\iota$, 'upon,' and $\delta\eta\mu\omicron\varsigma$, 'the people.' A disease which attacks at the same time a number of individuals, and which is depending upon some particular *constitutio aeris*, or condition of the atmosphere, with which we are utterly ignorant. It differs from *endemie*, the latter being owing to locality; but it is obvious, that should a particular epidemic constitution of the air—*epidemicity*; (F.) *épidémicité*,—exist along with a favouring endemic condition, these combined influences may act in the causation of several of those serious and fatal complaints, which at times visit a district, and are never afterwards met with, or at least not until after the lapse of a considerable period.

EPIDENDRUM VANILLA, see *Vanilla*.

EPID'ERIS, *Epider'rhis*, *Hypod'eris*, *Hypod'er'nis*, *Hypod'er'this*, from $\epsilon\pi\iota$, 'upon,' and $\delta\epsilon\rho\alpha\varsigma$, 'the skin.' This word, with some, means the nymphæ; with others, the clitoris; with others, again, the prepuce of the clitoris.

EPIDERMA, *Epidermis*.

EPIDERMATIS, *Epidermis*.

EPIDERMIC CELLS, see *Cell*, *epidermic*.

EPIDERMIDON'OSI, *Epidermidon'osi*, from $\epsilon\pi\iota\delta\epsilon\rho\mu\iota\varsigma$, 'epidermis,' and $\nu\omicron\sigma\omicron\varsigma$, 'disease.' Diseases of the epidermis.

EPIDERMION, *Epidermis*.

EPIDERMIS, *Epider'mion*, *Epider'matis*, *Epider'ma*, *Epicho'r'ium*, *Sum'mitas cutis*, *Cutic'ula*, *C. ext'ima*, *C. ext'ima*, *Cutis ext'ima*, *C. summa*, *C. ult'ima*, *Pellis summa*, *Pellic'ula summa*, *P. super'ior*, *Lam'ina prima cutis*, *Oper'culum cutis*, from $\epsilon\pi\iota$, 'upon,' and $\delta\epsilon\rho\mu\alpha$, 'the true skin.' Scarf-skin, cuticle. (F.) *Surpeau*, *Cuticule*. A transparent, dry, thin membrane, devoid of nerves and vessels, which covers all the surface of the body, except the parts that correspond to the nails. It appears to consist of minute scales, placed one above the other. Chaussier considers it to be formed and reproduced by an excretory action of the true skin; to act like a dry varnish, which prevents the immediate contact of bodies with the nervous papillæ, and consequently to deaden tactile impressions, which, without its intervention, might be painful. The *Epider'mic*, *Epider'meous*, or *Epider'moid*, (as Bichat called it) *System*, in general anatomy, comprises three parts. 1. External *Epidermis*. 2. *Epidermis* spread over the mucous membranes. 3. The Nails and Hair.

EPIDERMIS LINGUÆ, see *Tongue*.

EPIDERRHIS, *Epideris*.

EPIDERRHITIS, *Nymphitis*.

EPIDESIS, see *Bandage*—e. *Hæmorrhagia*, *Ligature*.

EPIDESMIS, *Epidesmus*.

EPIDESMUM, *Epidesmus*.

EPIDESMUS, *Epides'mis*, *Epides'mum*, *Super'ligamen*, from $\epsilon\pi\iota$, 'upon,' and $\delta\iota\omega$, 'I bind.' A *Fascia*, *bandage* or *ligature*, by which dressings are secured.—*Hippocrates*.

EPIDIDY'MIS, from $\epsilon\pi\iota$, 'upon,' and $\delta\iota\delta\upsilon\mu\omicron\varsigma$, 'a testicle.' *Epidid'y'mus*, *Did'y'mis*, *Paras'tata*, *Testid'ulus accessorius*; *Caput testis*, *Corpus varicosum* seu *variciforme testis*, *Supergeminal'is*, (F.) *Corps variqueux* ou *variciforme*, that which is placed upon the testicle. A small,

oblong, vermiform, grayish body lying along the superior margin of the testicle. The *Epididymis* is a canal, formed by the union of all the seminiferous vessels folded several times upon themselves, after having traversed the *Corpus Highmorianum*. Its lower portion or tail, *Cauda* vel *globus minor*, is curved upwards, and is continuous with the *vas deferens*; the opposite extremity is called the head, *globus major*. The length of this canal, folded as it is upon itself and describing numerous curvatures, is, according to Munro, 32 feet.

EPIDIDYMITIS, *Parastatitis*—e. *Blennorrhagic*, *Hernia humoralis*.

EPID'OSIS, from $\epsilon\pi\iota$, 'upon,' and $\delta\iota\delta\upsilon\mu\iota$, 'to give.' Augmentation, increase. A word applied to the natural increase of the body or to the increase of a disease.

EPID'ROMĒ, *Epidrom'ia*, *Epiph'ora*, from $\epsilon\pi\iota\delta\rho\mu\omicron\varsigma$, ($\epsilon\pi\iota$, and $\delta\rho\epsilon\mu\omega$) 'I run upon.' An afflux or congestion of humours.—*Galen*.

EPIDROMIA, *Epidrome*.

EPIFAGUS AMERICANUS, *Orobanche Virginiana*—e. *Virginianus*, *Orobanche Virginiana*.

EPIGASTRAL'GIA, from $\epsilon\pi\iota\gamma\alpha\sigma\tau\epsilon\iota\omicron\nu$, 'the epigastrium,' and $\alpha\lambda\gamma\epsilon\varsigma$, 'pain.' Pain at the epigastrium.

EPIGAS'TRIC, *Epigas'tricus*, *Epigas'trius*, from $\epsilon\pi\iota$, 'upon,' and $\gamma\alpha\sigma\tau\eta\gamma$, 'the stomach.' This name has been given to several parts.

EPIGASTRIC ARTERY, *Arteria epigas'trica*, *A. sus-pubienne*, (Ch.) It arises from the *external iliac*, on a level with the crural arch; sometimes by a trunk proper to it, at others by a trunk common to it and the *Obturator artery*. It ascends upwards and inwards, behind the spermatic cord, follows the outer edge of the rectus abdominis muscle, and anastomoses towards the umbilicus, with the internal mammary. The epigastric artery anastomoses, also, with the obturator, spermatic, lumbar, and intercostal vessels.

EPIGASTRIC REGION, *Regio epigas'trica*, *R. cardi'aca*, *R. stomach'ica*, *R. Stomach'alis*, is the superior region of the abdomen, comprised between the false ribs on each side, and extending from the lower surface of the diaphragm to two fingers' breadth above the umbilicus. It is divided into three parts, one middle, the *epigastr'ium*,—and two lateral, the *hypochondria*.

EPIGASTRIC VEIN follows nearly the same course as the artery.

EPIGASTRICUS, *Epigastric*.

EPIGASTRIUM. Same etymon. The belly; the epigastric region.

EPIGASTRIUS, *Epigastric*.

EPIGASTROCE'LE, from $\epsilon\pi\iota$, 'upon,' $\gamma\alpha\sigma\tau\eta\gamma$, 'the stomach,' and $\kappa\eta\lambda\eta$, 'a tumour.' *Hernia*, formed by the stomach; *Gastrocele*. This name has been given more especially to *hernia*, which occurs towards the upper part of the linea alba or in the epigastric region, whether formed or not by the stomach.

EPIGENEMA, *Epigenesis*.

EPIGENESIS, from $\epsilon\pi\iota$, 'upon,' and $\gamma\epsilon\gamma\omicron\tau\iota$, 'generation.' A theory of conception, according to which the new being is created entirely anew; and receives at once from each parent the materials necessary for its formation. Also, a new formation.

EPIGENESIS, as well as *Epigene'ma*, or *Epigenne'ma*, is also, applied to any symptom oc-

curring during a disease, without changing its nature. An accessory symptom. *Epiginomēnos*, *Supervenienens*, has a similar acceptation.

EPIGINOMENOS, Epigenesis.

EPIGLOT'TIC, *Epiglotticus*: same etymon. Relating to the epiglottis.

EPIGLOTTIC GLAND, *Periglottis*, *Caro glandulosa*. A collection of small, glandular granula, situate in the adipose, cellular texture at the base of the anterior surface of the epiglottis, in a triangular space, bounded anteriorly by the thyro-hyoid membrane and thyroid cartilage. It pours out an unctuous and mucous fluid, which lubricates the epiglottis, keeps it supple and movable, and prevents the larynx from being irritated by the constant passage of the air, in the act of respiration.

EPIGLOTTIS, from *πι*, 'upon,' and *γλωττις*, 'the glottis.' *Epiglottic cartilage*, *Lig'ula Operculum laryngis*, *Lingua Exigua*, *Lingula fistulæ*, *Sublinguum*, *Superlig'ula*. A fibro-cartilage, situate at the upper part of the larynx, behind the base of the tongue. Its form is oval; texture elastic; thickness greater below than above, and greater in the middle than at the sides. By its smaller extremity, which is the lower, it is attached to the thyroid cartilage; its two surfaces are covered by the mucous membrane of the pharynx and larynx. The special use of the epiglottis would seem to be to cover the glottis accurately at the moment of deglutition, and, thus, to assist in opposing the passage of alimentary substances into the air tubes.

EPIGLOTTITIS, *Inflammatio Epiglottidis*, (F.) *Inflammation de l'Epiglote*, *Angina epiglottidæ*. Inflammation of the epiglottis.

EPIGLOTTUM. An instrument, mentioned by Paracelsus, for raising the eyelids. It resembled the epiglottis in shape.

EPIGLOTTIS, from *πι*, 'upon,' and *γλοτρος*, 'the buttocks.' The superior region of the nates.—Gorræus.

EPIGONATIS, Patella.

EPIGONĒ, *Gonē*, *Hypoph'ysis*, *Progen'ies*, *Proles*, *Sob'oles*, *Sub'oles*, from *πι*, 'upon,' and *γονη*, 'sperm.' Offspring. Progeny. Also, Superfœtation.

EPIGONION, Fœtus.

EPIGONIS, Patella.

EPIGONON, Superfœtation.

EPIGOUNIS, Patella.

EPIGUNIS, Patella.

EPILATORIUM, Depilatory.

EPILEMPISIS, Epilepsy.

EPILENTIA, Epilepsy.

EPILEPSIA, Epilepsy—e. *Acuta Infantum*, *Eclampsia*—e. *Algetica*, see *Algos*—e. *Febrilis infantum*, *Eclampsia*—e. *Nocturna*, *Incubus*—e. *Puerilis*, *Eclampsia infantum*—e. *Saltatoria*, *Chorea*—e. *Uterina*, *Lorind matricis*.

ÉPILEPSIE, Epilepsy—e. *Utrine*, *Hysteria*—e. *Vertige*, see *Epilepsia*.

EPILEPSY, *ἑπὲρ νουός*, *σεληνια νόσος*, *Epilēpsia*, *Epilēpsis*, *Epilēmp'sis*, *Epilēntia*, *Sypsa'sia Epilēpsia*, *Catalēntia*, *Decidēntia*, *Par'sio cadiv'a*, *Morbus comit'ialis*, *M. cadu'cus*, *M. Herculeus*, *Heracl'us morbus*, *M. sacer*, *M. astralis*, *M. sideratus*, *M. dæmoni'acus*, *M. Sancti Johan'nis*, *M. fœtus*, *Hieran'osus*, *M. puer'lis*, *Deprehensio*, *Clonus epilep'sia*, *Hieran'osus*, *Prehensio*, *Pedit'io*, *Epilep'tica pas'sio*, *Morbus magnus*, *M. Major*, *M. Interlu'nus*,

M. divinus, *M. dæmoni'us*, *M. son'ticus*, *M. seleni'acus*, *M. lunat'icus*, *M. mensa'lis*, *M. deif'icus*, *M. scoles'tus*, *M. vitriola'tus*, *M. viridel'lus*, *M. Sancti Valenti'ni*, *Malum cadu'cum*, *Analep'sia*, *Catapto'sis*, *Insa'nia cadiv'a*, *Apoplex'ia parva*, *Cadu'ca pas'sio*, *Lues divi'na*, *Vit'ium cadu'cum* seu *divi'nus* seu *Herculeum*, *Falling sickness*, (F.) *Mal cadue*, *Mal divin*, *Mal Saint-Jean*, *Mal de Terre*, *Haut-mal*. The word is derived from *επιλαμβάνω*, 'I seize upon.' It is a disease of the brain, which may either be idiopathic or symptomatic, spontaneous or accidental, and which occurs in paroxysms, with uncertain intervals between.

These paroxysms are characterized by loss of sensation and convulsive motions of the muscles. Frequently, the fit attacks suddenly; at other times, it is preceded by indisposition, vertigo, and stupor. At times, before the loss of consciousness occurs, a sensation of a cold vapour is felt, hence called *aura epileptica*. This appears to rise in some part of the body, proceeds towards the head; and as soon as it has reached the brain the patient falls down. The ordinary duration of a fit is from 5 to 20 minutes. Sometimes it goes off in a few seconds; at others, it is protracted for hours. In all cases, there is a loss of sensation, sudden falling down, distortion of the eyes and face; countenance of a red, purple or violet colour; grinding of the teeth; foaming at the mouth; convulsions of the limbs; difficult respiration, generally stertorous; with, sometimes, involuntary discharge of fæces and urine. After the fit, the patient retains not the least recollection of what has passed, but remains, for some time, affected with head-ache, stupor, and lassitude.

The disease is in the brain, and is generally organic; but it may be functional and symptomatic of irritation in other parts, as in the stomach, bowels, &c. The prognosis, as to ultimate recovery, is unfavourable. It does not, however, frequently destroy life, but is apt to lead to mental imbecility. Dissection has not thrown light on its pathology.

To the attacks of epilepsy which are unaccompanied by convulsions, as is sometimes the case, the French give the name *Petit-mal*, and *Epilepsie Vertige*. When furious mania succeeds to a paroxysm, it is termed *Mania epileptica* and *Epileptic Delirium*.

In the treatment, the cause must be sought after, and if possible removed. In the paroxysm, but little can be done; but as the tongue is liable to be injured by the teeth, the jaws may be kept open by putting a cork or piece of wood between them. If the fit have been brought on by indigestible food, the stomach must be cleared. It is between the paroxysms that the great effort must be made. Generally, there is considerable irritability and debility of the nervous system, and hence tonics have been found the best remedies. Of these, perhaps the most powerful, in epilepsy, is the *argenti nitratis*, given regularly and continued for months, if necessary. Preparations of iron, copper, and zinc, have also been used, and the general class of the vegetable tonics and antispasmodics. Counter irritants, as blisters, moxa, &c., may be employed, if necessary, along with this course.

Unfortunately, in many cases, these means are found insufficient, and all that can be done

is to palliate, removing carefully all exciting causes; such as the use of spirituous liquors, strong emotions, violent exercise, &c.; and regulating the diet.

EPILEPTIC, *Epilepticus*, *Epileptus*, *Lacnaticus*, *Caducarius*; same etymon. One attacked with epilepsy. Any thing relating to epilepsy; as an *epileptic individual*; an *epileptic symptom*. Some authors also speak of *epileptic remedies*.

EPILEPTUS, Epileptic.

EPIMANES. A name given to a maniac when in a paroxysm.

EPIMELETAI, from *ἐπιμελεσθαι*, (*ἐπι*, and *μελεω*), 'I take care of.' A name by which the ancient Persians called the *curers of wounds*, who followed their armies.

EPIMORIOS, 'unequal;' from *ἐπι*, and *μοριον*, 'I divide.' An epithet applied to the pulse when unequal.—Galen.

EPINARD, Spinacia—*é. Sauvage*, Chenopodium bonus Henricus.

EPINE, Spine—*é. du Dos*, Vertebral column—*é. Gutturale*, Nasal spine, inferior and posterior—*é. Sphénoïdale*, Sphenoidal spine—*é. Vinatee*, Oxycantha Galeni.

EPINEMESIS, Dispensation.

EPINEPHELOS, *Nubilosus*. Presenting a cloud. Applied to the urine.—Hippocrates.

EPINEUX, Spinous—*é. du Dos, grand*, Spinalis dorsi major; see *Interspinales dorsi et lumborum*—*é. du Dos, petit*, see *Interspinales dorsi et lumborum*.

EPINGLE, Pin.

EPINIÈRE, Spinal.

EPINOTION, Scapula.

EPINYCTIDES, from *ἐπι*, 'upon,' and *νυξ*, 'the night.' Eruptions which appear on the skin in the night, and disappear in the day. *Pustula livens et noctibus inquietans*.—Pliny.

EPINYCTIS PRURIGINOSA, Urticaria.

EPIONE, Decidua.

EPIPAROXYSMUS. A paroxysm super-added to an ordinary paroxysm.

EPIPASTON, Catapasm.

EPIPECHU, *ἐπιπυχον*, from *ἐπι*, 'upon,' and *πυχος*, 'the elbow.' The upper part of the elbow.—Gorræus.

EPIPEPHYCOS, Conjunctiva.

EPIPHÆNOMENON, *Postapparrens*; same etymon. Any kind of adventitious symptom which occurs during the progress of an affection; and which is not as intimately connected with the existence of the disease as the symptoms—properly so called.

EPIPHANIA, from *ἐπι*, 'upon,' and *φανω*, 'I exhibit.' The external appearance of the body.—Castelli.

EPIPHLEBUS, from *ἐπι*, 'upon,' and *φλεψ*, 'a vein.' An epithet given to those whose veins are very apparent.—Hippoc., Aretæus.

EPIPHLEGIA, Inflammation.

EPIPHLOGISMA, Erysipelatous inflammation.

EPIPHLOGOSIS, Hyperphlogosis.

EPIPHORA, *Daeryno'ma*, *Lachrymatio*, *Delachrymatio*, *Illachrymatio*, *Stillicidium lachrymarum*, *Oculus lachrymans*; from *ἐπιφωω*, (*ἐπι*, and *φωω*), 'I carry to.' Weeping. (F.) *Larmoiement*. The *watery eye*;—an involuntary and constant flow of tears upon the cheek. It is almost always symptomatic of some disease of the lachrymal passages, and

occurs when the tears cannot pass into the *ductus ad nasum*. Occasionally, it is owing to the tears being secreted in too great quantity; as in certain cases of ophthalmia. The treatment must of course be directed to the removal of the cause.

EPIPHORA, Epidrome, Ophthalmia—*e. Alvi*, Diarrhoea—*e. Pyalismus*, Salivation.

EPIPHYMATA, Cutaneous diseases.

EPIPHYSIS, *Additamentum*, from *ἐπι*, 'upon,' and *φωω*, 'I arise.' Any portion of a bone, separated from the body of the bone by a cartilage, which becomes converted into bone by age. The *epiphysis* of the fœtus becomes the *apophysis* of the adult.

EPIPHYSIS CRURIS LONGIORIS INCURVIS, Os orbiculare.

EPIPHYTE, from *ἐπι*, 'upon,' and *φυτον*, 'a plant.' A parasite derived from the vegetable kingdom. Epiphytes are divided by Vogel into 1. Vegetations in the human fluids, viz. the *tor'ula cerevisiæ* in vomited fluids and fecal evacuations, and the *sarcina ventriculi*. 2. Vegetations on the external skin and its appendages, viz. in tinea favosa, mentagra, herpes tonsurans and plica polonica, and, 3. Vegetations on the mucous membrane,—for example, in the aphthæ of children; in the cicatrices of the mucous membrane after typhus, &c.

EPIPLASMA, Catapasm. Galen uses it especially for an application of wheaten flour, boiled in *hydrolæum*, and applied to wounds.

EPIPLEGIA, from *ἐπι*, 'above,' and *πληγη*, 'a stroke.' Paralysis of the upper extremities.

EPIPLERO'SIS, from *ἐπι*, 'augmentative,' and *πληρωσις*, 'repletion.' Excessive repletion; distention.

EPIPLOCE, from *ἐπι*, 'upon,' and *πλεωω*, 'I twine.' Coition. Entanglement.

EPILOCË *INTESTINALIS*, *Conglomeratio intestinorum*. Conglomeration of the intestines.

EPILOCELE, from *ἐπιπλοον*, 'omentum,' and *κλην*, 'tumour.' *Epiploic hernia*, *Zirbalis hernia*, *Hernia omentalis*, *Omental hernia*, (F.) *Hernie de l'epiploon*. Omental hernia is recognised—but at times with difficulty—by a soft, unequal, pasty tumour, in which no gurgling sound is heard on pressing or reducing it. It is less dangerous than hernia of the intestines.

EPILO-ENTEROCELĒ, from *ἐπιπλοον*, 'the omentum,' *εντερον*, 'intestine,' and *κλην*, 'tumour.' Hernia, formed by the epiploon and a portion of intestine. It is more commonly called *Entero-epiplocele*.

EPILOENTEROÏSCHIOCELĒ, *Epiplo-enteroschocele*, from *ἐπιπλοον*, 'omentum,' *εντερον*, 'intestine,' *σχισιον*, 'scrotum,' and *κληνη*, 'rupture.' Hernia with omentum and intestines in the scrotum.

EPIPLOIC, *Epiploicus*. Relating to the epiploon.

EPIPLOIC APPENDAGES; *Appendicula epiploica*, *A. pinguedinosa*, *Fimbriae carnosae coli*, *Supplementa epiploica*. Prolongations of the peritoneum beyond the surface of the large intestine, which are analogous in texture and arrangement to the epiploon.

EPIPLOIC ARTERIES; *Arteria Epiploica*. The arterial branches, which are distributed to the epiploon, and which are given off by the gastro-epiploicæ.

EPIPLO-ISCHIOCELE, from *ἐπιπλοον*, 'the epiploon,' *ισχιον*, 'the ischium,' and *κληνη*, 'a

tumour.' Hernia formed by the epiploon through the ischiatic notch.

EPIPLOÏTIS, from *επιπλοον*, 'the omentum,' and *itis*, denoting inflammation: Inflammation of the omentum; *Omenti'tis*, *Empresma peritonit'is oment'al'is*, *Omenti'inflammat'io*, *Enterit'is epiplo'itis*, *Oment'e'sis*. A form of partial peritonitis.

EPIPLOMEROCELE, from *επιπλοον*, 'the omentum,' *μηρῶς*, 'the thigh,' and *κηλη*, 'a tumour.' Femoral hernia, formed by the epiploon.

EPIPLOMPHALOCELE, *Epiplomphalon*. **EPIPLOMPHALON**, *Epiploōm'phalon*, *Epiplomphalocel'e*, *Hernia umbilical'is*, from *επιπλοον*, 'the omentum,' and *ομφαλος*, 'the navel.' Umbilical hernia, formed by the epiploon.

EPIPLOM'PHRISIS, from *επιπλοον*, 'the epiploon,' and *μφορσσω*, 'I obstruct.' Induration of the epiploon.

EPIPLOCOMISTES, from *επιπλοον*, 'the epiploon,' and *κομίζω*, 'I carry.' One who has the omentum morbidly large. Also, one labouring under epiplocele.

EPIPLOON, *Epip'loon*, from *επι*, 'above,' and *πλωω*, 'I swim or float.' *Omen'tum*, *Retē*, *Reti'culum*; *Dertrōn*; *Zirbus*, *Gan'gamē*, *Gan'gamum*, *Operiment'um inestino'rum*, *Saccus epiploicus*, *Sag'e'na*. The *Caul*. A prolongation of the peritoneum, which floats above a portion of the intestines; and is formed of two membranous layers, with vessels and fatty bands distributed through it. Anatomists have described several epiploons. The uses of the omentum are but little known. The chief one seems to be, to retain the viscera *in situ*, and to give passage to vessels.

EPIPLOON, COLIC, *Colic Omentum*, *O. colicum*, *Third Epiploon or Omentum*, is a duplicate of the peritoneum, situate along the ascending portion of the colon, as far as its junction with the transverse portion. It is behind the great epiploon, and fills up the angle formed by the junction of the ascending with the transverse colon. Its two laminae are separated by colic arteries and veins.

EPIPLOON, GASTRO-COLIC, *Great Omentum*, *Omentum gastro-colicum*, *Omentum majus*, *Peritoneum duplicatum*, *Retē majus*, *Zirbus adip'nis*, consists of an extensive duplicate, which is free and floating on the folds of the intestines. It is quadrilateral, and longer on the left side than on the right:—its base being fixed, anteriorly, to the great curvature of the stomach; and, posteriorly, to the arch of the colon. It is formed of two laminae, each consisting of two others. In this epiploon a number of vessels is distributed, and there is much fat.

EPIPLOON, GASTRO-HEPATIC, *Lesser Omentum*, *Omentum hepato-gastricum*, *Omentum minus*, *Membra'na macilē'tior*, is a duplicate of the peritoneum, which extends transversely from the right side of the cardia to the corresponding extremity of the fissure of the liver, and downwards from this fissure to the lesser curvature of the stomach, the pylorus and duodenum. Below it is the *foramen* or *hiatus* of WINSLOW; and between its laminae are lodged the biliary and hepatic vessels. It contains but little fat. If air be blown in at the foramen

of WINSLOW, the cavity of the omentum will be rendered perceptible.

EPIPLOON, GASTRO-SPLENIC, *Gastro-Splenic Omentum*, *O. Gastro-splē'nicum*. A reflection of the peritoneum, which passes between the concave surface of the spleen and the stomach, from the cardiac orifice to near its great curvature, and which lodges the vasa brevia and splenic vessels between its laminae.

EPIPLOSARCOMPHALUS, from *επιπλοον*, 'the epiploon,' *σαρξ*, 'flesh,' and *ομφαλος*, 'the navel.' Umbilical hernia, formed of indurated omentum.

EPIPLOSCHEOCELE, *Epiploschopel'e*, from *επιπλοον*, 'the epiploon,' *σχορον*, 'the scrotum,' and *κηλη*, 'tumour.' Scrotal hernia, formed by a displacement of the epiploon.

EPIPLOUM, *Epiploon*. **EPIPOROMA**, from *επιπορον*, (*επι*, and *πορον*), 'I harden.' A tophaceous concretion, which forms in the joints. The callus of fracture.

EPIRHOE, *Epirt'hoē*, from *επι*, 'upon,' and *ρῶω*, 'I flow.' Afflux or congestion of humours.—Hippocrates.

EPIRRHOEA, *Epirt'hoē*.

EPISARCIDIUM, *Anasarca*.

EPISCHESIS, Retention; from *επισχωω*, 'I restrain.' A suppression of excretions.

EPISCHION, Abdomen, Pubes, Pubis os.

EPISCOPALES VALVULÆ, Mitral valves.

EPISEION, Pubis, (os), Vulva, Labium Pudendi, Tressoria.

EPISEMA'SIA, from *επισημαινω*, (*επι*, and *σημα*, 'a sign,') 'I afford some sign.' *Sema'sia*. It has been used synonymously with *sign*, and also with the invasion of an attack of fever. See Annotatio.

EPISEOCELE, see *Hernia*, *ulvar*.

EPISEDE'MA, from *επισεισιον*, 'the labia pudendi,' and *οιδημα*, 'œdema.' Œdema of the labia pudendi.

EPISEION, *Episeion*.

EPISEIONC'US, *Episepiophy'ma*, from *επισεισιον*, (modern), 'the labium pudendi,' and *ογκος*, 'a tumour.' *Tumor labio'rum*. A swelling or tumour of the labia pudendi.

EPISEPHYMA, *Episeioncus*.

EPISEIRRHAG'IA, from *επισεισιον*, 'the labia pudendi,' and *ρρηγη*, 'rupture.' Hemorrhage from the labia pudendi.

EPISEIORRHAPHY, *Episiorrhaph'ia*, from *επισεισιον*, (modern), 'the labium pudendi,' 'the vulva,' and *ρρηγη*, 'suture.' An operation practised in cases of prolapsus uteri, which consists in paring the opposing surfaces of the labia pudendi, bringing them together and uniting them by suture, so as to diminish the outlet of the vulva.

EPISEÏTIS, from *επισεισιον*, 'the labia pudendi,' and *itis*, denoting 'inflammation.' Inflammation of the labia pudendi.

EPISPA'DIA; *Hyperspa'dia*; same etymon as the next. The condition of an Epispadias.

EPISPA'DIAS, *Epispadiæ'us*, *Anasp'ad'ias*, *Anaspadiæ'us*, *Hyperspa'd'ias*, *Hyperspadiæ'us*, from *επι*, 'above,' and *σπαιω*, 'I draw.' The opposite to Hypospadias. One who has a preternatural opening of the urethra at the upper part of the penis.

EPISPASTICS, *Epispas'tica*, *Held'tica*, (F.) *Epispastiques*; same etymon. An epithet for every medicinal substance, which, when applied to the skin, excites pain, heat, and more

or less redness, followed by separation of the epidermis, which is raised up by effused serum. Cantharides and mustard are epispastics. See Blister and Derivative.

EPISPASTICUM, Blister.

EPISPASTIQUES, Epispastics.

EPISPASTUM, Cataplasma.

EPISPHERIA, from *ἐπι*, 'upon,' and *σφαῖρα*, 'a sphere.' Some physiologists have applied this term to the different convolutions and sinuities presented by the external surface of the brain.

EPISPAGISMOS, Signature.

EPISTACTIS/CHESIS, from *ἐπιστάξις*, 'epistaxis,' and *σχέω*, 'to restrain.' Arrest of bleeding from the nose.

EPISTAPHYLINI, see Azygos Muscle.

EPIS'TASIS, *Insidentia*, from *ἐπι*, 'upon,' and *σπᾶ*, 'I rest.' A substance which swims at the surface of urine. It is opposed to the *hypostasis* or sediment. Epistasis has also been employed synonymously with suppression.

EPISTAXIS, from *ἐπι*, 'upon,' and *σταλά*, 'I flow, drop by drop.' *Hæmorrhagia activa narium*, *H. narium*, *H. narium*, *Epistaxis juniorum*, *Epistaxis arteriosa*, *Hæmorrhinaria*, *Hæmorrhinorrhagia*, *Hæmatis'mus*, *Choanorrhagia*, *Rhinorrhagia*, *Stillicidium* seu *Stillectio Sangvinis e naribus*, *Hæmorrhage from the pituitary membrane*, *Bleeding at the nose*, (F.) *Hæmorrhagie nasale*, *Saignement du nez*, *Hæmorrhinie*. This is one of the most common varieties of hemorrhage; the organization of the Schneiderian membrane being favourable to it, as the blood vessels are but slightly supported. It does not generally flow from both nostrils, and is very apt to recur. Puberty is the period at which it is most common. Its exciting causes are:—any thing that will induce local congestions, as running, coughing, blowing the nose, &c., provided there be a predisposition to it. A common case of epistaxis requires but little treatment, especially if in a young person. Light diet and a dose or two of the sulphate of magnesia will be sufficient. In more severe attacks, cold and astringent washes of alum, sulphate of zinc, weak sulphuric acid, or creosote may be used, and the nostrils be plugged anteriorly; but if the bleeding goes on posteriorly, the posterior nares must be plugged likewise,—the patient being kept with the head raised. The flow of blood has been arrested, by directing the patient to stand up with his head elevated, compressing the nostril whence the blood flows with the finger, raising the corresponding arm perpendicularly, and holding it in this position for about two minutes. A less vigorous circulation through the carotids appears to result from the increased force required to carry on the circulation through the upper extremities when raised,—Nègrier. To prevent the recurrence, strict diet must be inculcated.

EPISTERNAL, *Episternalis*, from *ἐπι*, 'upon,' and *στέρον*, 'the sternum.' An epithet applied to two bones, which form part of the sternum, and are situate upon its superior and lateral part. In the young subject, they are attached to the sternum by a synovial membrane, and a fibrous capsule. They have somewhat the appearance of the pisiform bones, but are of a greater size.

EPISTHOTONOS, from *ἐπισθίω*, 'forwards,' and *τείνω*, 'I extend.' A spasm of the muscles, drawing the body forwards. The word *emprosthotonos* is more commonly employed.

EPISTROPHE, Relapse.

EPISTROPHEUS, Axis.

EPISTROPHUS, Axis.

EPISYNANCHÈ, (*ἐπι*, and *synanche* or *cynanche*.) *Episynangina*. A Greek word, used by a modern writer for spasm of the pharynx, by which deglutition is prevented, and the solid and liquid food driven back towards the mouth or nasal fossæ.

EPISYNTHETIC, *Episyntheticus*, from *ἐπισυντιθῆμι* (*ἐπι*, *συν*, and *τιθῆμι*), 'to collect, accumulate.' The name of a medical sect, whose object it was to reconcile the principles of the Methodists with those of the Empirics and Dogmatists. Leonides of Alexandria seems to have been one of the first partisans of this sect; of which we know little.

EPIT'ASIS, from *ἐπι*, 'upon,' and *τείνω*, 'to extend.' The period of violence of a fever, (*Febri's intensio*), attack or paroxysm; sometimes it is used in the same sense as epistaxis, for 'suppression.'

EPI TELIUM, Epithelium.

EPITHELIUM, *Epithelium*, *Epithelis*, *Endepiderm'is*, from *ἐπι*, 'upon,' and *θήλη*, 'a nipple.' The thin layer of epidermis, which covers parts deprived of *derma*, properly so called,—as the nipple, mucous membranes, lips, &c. Modern histological researches have shown, that it exists, in different forms, *pavement* and *cylinder* and *vibratile* or *ciliated epithelium*; and that it is seen in various parts—in the blood vessels, and even in the ventricles of the brain.

EPITHEM, *Epithema* or *Epithe'ma*, from *ἐπι*, 'upon,' and *τιθῆμι*, 'I put.' This term is applied to every topical application which cannot be classed either under ointments or plasters. Three sorts of epithems have been usually distinguished,—the *liquid*, *dry* and *soft*, which comprise *fomentations*, *bags filled with dry substances*, and *cataplasms*.

EPITHESIS. Same etymon. The rectification of crooked limbs by means of instruments.

EPITHYMIÆ, from *ἐπι*, 'upon,' and *θυμός*, 'desire.' Morbid desires or longings.

EPITHYMIAMA, Fumigation.

EPITROCHLEA, from *ἐπι*, 'upon,' and *τροχάλα*, 'a pulley.' That which is situate above a pulley. Chaussier gives this name to the unequal, round protuberance, situate on the inside of the inferior extremity of the humerus above its articular trochlea. It is the part usually called the *inner* or *lesser condyle* of the humerus. From it originate several muscles of the forearm, to which it has given part of their names, according to the system of Chaussier.

EPITROCHLO-CARPI-PALMAIRE,—*Palmaris longus*—*é. Cubito-carpien*, see Cubital muscles—*é. Metacarpien*, *Palmaris magnus*—*é. Phalangien commun*, *Flexor sublimis perforatus*—*é. Radial*, *Pronator radii teres*.

EPIZO'A, (F.) *Epizoaires*, *Ectoparasites*, from *ἐπι*, 'upon,' and *ζῷον*, 'an animal.' Parasitic animals, which infest the surface of the body, or the common integument.

EPIZOÏTIA, *Epizoöty*. Same etymon. A disease which reigns amongst animals. It cor-

responds, in the veterinary art, to epidemy in medicine.

EPOCHÉ, from *ἐπι*, and *ἐχθρα*, 'to have or to hold.' Doubt, suspension of judgment—*Suspensa sententia*. Sometimes employed in the same sense as *epischesis* or suppression.

EPOCHETEUSIS, Derivation.

EPODE, Incantation.

EPO'NIS, *Superhumera'le*, from *ἐπι*, 'upon,' and *ὤμος*, 'the shoulder.' The acromion. The upper part of the shoulder.—Hippocrates, Galen.

EPOMPHALICUM, Epomphalium.

EPOMPHALION, Uterus.

EPOMPHALIUM, *Epomphal'icum*, from *ἐπι*, 'upon,' and *ὀμφαλος*, 'the navel.' A medicine, which, when placed upon the umbilicus, moves the belly.—Paulus of Ægina.

EPONGE, Spongia.—*é. d'Eglantier*, Bedegar.

ÉPOQUES, Menses.

EPOSTOMA, Exostosis.

EPOSTOSIS, Exostosis.

ÉPREINTES, Tenesmus.

EPSEMA, Decoction.

EPSEISIS, Decoction, Elixatio.

EPSOM, MINERAL WATERS OF. Ep-som is a town in Surrey, about 15 miles from London. The water is a simple saline;—consisting chiefly of sulphate of magnesia, which has consequently received the name of *Epsom Salts*, though no longer prepared from the Ep-som water.

ÉPUISEMENT, Exhaustion.

EPULIS, from *ἐπι*, 'upon,' and *ὕλη*, 'the gum.' *Odon'tia exocrescens*, *Sarco'ma epulis*, *Ulon'cus*, *Excrescentia gingiv'æ*. An excrescence on the gum, sometimes ending in cancer.

EPULOSIS, Cicatrisation.

EPULOTICA, Cicatrisantia.

EQUAL, *Æqualis*. An epithet applied particularly to the pulse and to respiration. The pulse and respiration are equal, when the pulsations and inspirations which succeed each other are alike in every respect.

EQUILIBRIUM, from *æquus*, 'equal,' and *librare*, 'to weigh.' In medicine, this word is sometimes used to designate that state of organs, fluids, and forces, which constitutes health.

EQUINA CAUDA, see Cauda Equina.

EQUINIA, from *equinus*, 'belonging to a horse.' *Glanders*, (F.) *Morve*. A dangerous contagious disorder, accompanied by a pustular eruption, which arises from inoculation with certain diseased fluids generated in the horse, the ass and the mule. Two forms are met with,—*E. mitis*, contracted from horses affected with grease, and *E. glandulo'sa*, a dangerous and commonly fatal disease communicated to man, either in the acute or chronic form, from the glandered horse. The veterinary surgeons make two varieties of the disease in the horse—*Glanders*; *Mal'ia*, *Maljas'mus*, *Mal'is*, *Malis*, *Malleus*; and *Farcy glanders*, *Farcin'o'ma*, (F.) *Morve farcineuse*:—the former affecting the pituitary membrane and occasioning a profuse discharge from the nostrils, with pustular eruptions or small tumours, which soon suppurate and ulcerate, being attended by symptoms of malignant fever and by gangrene of various parts:—the latter being the same disease, but appearing in the shape of small tumours about the legs, lips, face, neck, &c. of

the horse; sometimes very painful, suppurating and degenerating into foul ulcers. They are often seen together.

The mild cases require little treatment but rest; the more severe generally resist all remedies.

EQUISETUM ARVENSE, &c., see *Hippuris vulgaris*—*e. Minus*, *Hippuris vulgaris*.

EQUITATION, *Equita'tio*, *Hipp'e'a*, *Hipp'asia*, *Hipp'e'usis*; from *equus*, 'a horse.' *Horseback exercise*. A kind of exercise, advisable in many diseases, although improper in others—in uterine affections, for instance. It has been much recommended in phthisis pulmonalis. It is less fatiguing than walking, and consequently more available in disease. But to prevent disease, where much exercise is required, the latter is preferable.

EQUIVOCAL, *Æquiv'ocus*, from *æquus*, 'equal,' and *vox*, 'voice.' Those symptoms are occasionally so denominated which belong to several diseases. Generation is said to be 'equivocal,' when it is, or seems to be, spontaneous. See Generation.

EQUUS, *Hippus*.

ÉRABLE, *Acer saccharinum*.

ERADICATION, *Eradi'cat'io*, from *ε*, 'from,' and *radix*, 'a root.' The act of rooting out, or completely removing a disease.

ERADICATIVE, *Eradi'cans*; same etymon. Any thing possessed of the power of completely rooting out a disease.

ÉRAILLEMENT DES PAUPIÈRES, Ectropion.

EREBINTHUS, *Acer arietinum*.

ERECTILE TISSUE, *Tela erect'ilis*, from *erigere*, (*e*, and *rigere*), 'to erect,' 'to become erect.' A tissue, whose principal character is:—to be susceptible of dilatation, i. e. of turgescence and increase of size. It is formed of a collection of arteries and veins, intermixed with nervous filaments; which form, by their numerous anastomoses, a spongy substance, whose areolæ communicate with each other. This tissue exists in the corpora cavernosa of the penis and clitoris, at the lower and inner surface of the vagina, in the spongy part of the urethra, the lips, nipples, iris, &c. Sometimes it is developed accidentally, and constitutes a kind of organic transformation.

ERECT'ION, *Erect'io*, *Arrect'io*; same etymon: The state of a part, in which, from having been soft, it becomes stiff, hard, and swollen by the accumulation of blood in the areolæ of its tissue, as in the case of the penis;—*Styma*, *Sty'sis*.

ERECTORCLITORIDIS, *Ischio-cavernosus*—*e. Penis*, *Ischio-cavernosus*.

EREMACAU'SIS, from *ερημος*, 'waste,' and *καυσis*, 'combustion.' A term applied by Liebig to the slow combustion, oxidation, or decay of organic matters in air.

EREMIA, *Acinesia*.

ERETHISM, *Erethis'mus*, *Erethis'ia*, *Irritamentum*, *Irrita'tio*, from *ερεθίζω*, 'I irritate.' Irritation. Augmentation of the vital phenomena in any organ or tissue. *Orgasm*. Under this name, Mr. Pearson has described a state of the constitution produced by mercury acting upon it as a poison. He calls it *Mercurial Erethis'mus*. It is characterized by great depression of strength; anxiety about the præcordia; irregular action of the heart; frequent sigh-

ing; tremors; small, quick, sometimes intermittent, pulse; occasional vomiting; pale, contracted countenance, and sense of coldness; but the tongue is seldom furred, nor are the vital and natural functions much disturbed. In this state any sudden exertion may prove fatal.

ERETHISMA, Rubefacient.

ERETHISMUS, Erethism, Irritation—e. Ebriosorum, Delirium tremens—e. Hydrophobia, Hydrophobia—e. Oneirodynia, Incubus, Paroniria—e. Simplex, Fidgets.

ERETHISTICUS, Erethiticus, Rubefacient.

ERETHITIC, *Erethit'icus, Erethisticus*. Belonging or relating to erethism,—as “erethitic phenomena,” or phenomena of irritation.

EREUGMOS, Eructation.

EREUXIS, Eructation, Flatulence.

ERGASMA, Myrrha.

ERGASTERION SPIRITUS, Pulmo.

ERGASTERIUM, Laboratory.

ERGOT, (F.) *Ergot, 'a spur.' Er'gota, Secal'è cornu'tum, Clavus secal'ianus, Clavus secal'is, Spermoidia clavus, Mater secal'is, Calcar, Seocal'is mater, Secal'è luzurians, Ustilago, Clavus silig'inis, Frumentum cornu'tum, F. corniculatum, F. luzurians, F. turgidum, F. temulentum, Brizoc'eras, (?) Melanophy'ma, Spurred or Horned Rye, the Spur, Hornseed, (F.) Seigle ergotée, Blé cornu*. Ergot is generally considered to be the result of a disease in rye, occurring most frequently when a hot summer succeeds a rainy spring. Decandolle, however, regards it as a parasitic fungus, and calls it *Sclerotium clavus*; whilst Leveillé esteems it to be a fungus giving a coating to the diseased grain; the medical virtues residing in the coating. This parasitic fungus he calls *Sphaec'lia seg'etrum*. More recently, it has been maintained, that it is a diseased state of the grain occasioned by the growth of a fungus not previously detected, to which the name *Ergot'ia abortans* seu *abortifaciens*, has been given. It is found projecting from among the leaves of the spike or ear; and is a long, crooked excrescence, resembling the spur of a cock; pointed at its extremities; of a dark-brown colour externally, and white within.

This substance has been long used in Germany to act on the uterus, as its names *Mutterkorn* and *Gebärpulver* (womb-grain, pulvis parturiens) testify. About 40 years ago, it was recommended in this country, by Dr. John Stearns, of Saratoga County, New York, for accelerating parturition; and since that period, numerous testimonials have been offered in its favour. Half a drachm of the powder is gently boiled in half a pint of water, and one-third part given every 20 minutes, until proper pains begin. Some recommend the clear watery infusion; others advise the powder; others the oil, and others the wine. It is obvious, that in many cases the uterine efforts would return in the period which would necessarily elapse in the administration of ergot, so that several of the cases, at least, of reputed efficacy, may not have been dependent upon the assigned agent. Ergot also possesses—it is affirmed—narcotic virtues, which have rendered it useful in hemorrhagic and other affections of excitement.

Bread, made of spurred rye, has been at-

tended with the effects described under *Ergotism*.

ERGOT, Hippocampus minor.

ERGOTA, Ergot.

ERGOT'ETIA ABORTANS, see Ergot—e. Abortifaciens, see Ergot.

ERGOTIN, *Extractum Ergotæ, Extract of Ergot, (F.) Ergotine, Extrait hémostatique de Bonjean*. The extract of ergot has been found an excellent hemastatic in the dose of two grains several times a day. It has also been used externally.

ERGOTINE, Ergotin.

ERGOTISM, *Ergotismus*; from *ergota, 'ergot.'* *Morbis cerealis*. Poisoning by ergot. An affection produced by the use of the spurred rye. At times, the symptoms are limited to vertigo, spasms, and convulsions. See *Convulsio cerealis*. Most commonly, there is torpor with numbness of the hands and feet; which waste away; lose sensation and the power of motion, and separate from the body by dry gangrene; *Ergotismus Sphaec'losus, Sphaec'losus cerealis, Neuro'sis cerealis, Gangra'na ustilaginea, Necrosis ustilaginea, Ergot- or Mildew mortification, (F.) Ergotisme gangréneux, Gangrene des Solonois, Mal de Sologne*.

ERGOTISME CONVULSIVE, Convulsio cerealis.

ERGOTISMUS, Ergotism—e. Spasmodicus, Convulsio cerealis—e. Sphaecelosis, Ergotism.

ERICA VULGARIS, *Calluna vulgaris, Common Heath, (F.) Bruyère vulgaire*. This has been regarded as diuretic and diaphoretic.

ERIG'ERON PHILADELPHICUM, *Scabios, Skevisch, Philadelphia Flea-Bane, Skevisch Flea-Bane, Daisy, Cocash, Frostweed, Fieldweed, Squawweed, (F.) Vergrette de Philadelphie*. The plant has been used in decoction or infusion for gouty and gravelly complaints, and it is said to operate powerfully as a diuretic and sudorific.

ERIGERON CANADENSE, *Canada Fleabane*, is considered to be allied in properties to the above, and the same may be said of *Erigeron heterophyllum, Sweet Scabios* or various-leaved *Fleabane*; all of which are in the secondary list of the Pharmacopœia of the United States.

ERIGERUM, Seneio.

ERIGNE, Hook.

ERINE, Hook.

ERIX, *ερίξ*. This word signifies, in Galen, the upper part of the liver.

ERODENS, Caustic.

ERODIUM MOSCHATUM, *Gersnium moschatum*.

EROMANIA, Erotomania.

ERON'OSUS, *Eron'os*, from *ηρ*, 'spring;' and *νοσος* or *νοσος*, 'disease.' A disease which appears chiefly in spring.

EROS, Love.

EROSIO, Corrosion.

EROSION, *Erosio, Diabro'sis, Anabro'sis Corrosion*, from *erodere, (e, and rodere), 'to eat away.'* The action of a corrosive substance, or the gradual destruction of a part by substance of that kind. It is often employed in the same sense as ulceration, *spontaneous erosion*.

EROT'IC, *Erot'icus*, from *ερας*, 'love.' That which is produced by love;—as *Erotic melancho'ly, E. delirium, &c.*

EROTICOMANIA, Erotomania.

EROTION, Melissa.

EROTOMANIA, *Erōmānia*, *Ma'nia erot'ica*, from *erōs*, 'love,' and *mania*, 'mania.' A species of mental alienation caused by love. *Erotic melancholy* is *Love melancholy*. Some authors write it *Erot'ica-mania*. Also, Nymphomania.

ERPE, Herpes.

ERRABUNDUS, Planetes.

ERRATIC, *Erraticus*, *Atactos*, *At'ypos*; from *errare*, 'to err.' *Wandering, irregular*. That which disappears and recurs at irregular intervals. This name is given to intermittents, *Febres erraticæ*, which observe no type. Most commonly, it is applied to pains or to any diseased manifestations, which are not fixed; but move from one part to another, as in gout, rheumatism, erysipelas, &c.

ERREUR DE LIEU, Error loci.

ERRHINE, *Errhinum* or *Er'rhinum*, *Sternutatorium*, *Sternutatory*, *Ptar'micum*, *Apoplegmaticans per nares*, *Nasalē*, from *er*, 'into,' and *rhē*, 'the nose.' A remedy, whose action is exerted on the Schneiderian membrane; exciting sneezing and increased discharge. Errhines have been chiefly used as local stimulants in head affections. The chief are: *Asari Folia*, *Euphorbiæ gummi-resina*, *Hydrargyri sulphas flavus*, *Tabacum*, and *Veratrum album*.

ERRHINUM, Sternutatory.

ERRHYSIS, from *er*, 'in,' and *rhē*, 'I flow.' With some, a draining of blood. A trifling hemorrhage.

ERROR LOCI, *Apoplanēsis*, (F.) *Erreur de Lieu*. A term, frequently used by Boërhaave to express deviation of fluids, when they enter vessels not destined for them. Boërhaave admitted several orders of capillary vessels; the diameters of which went on decreasing. The largest received red blood: those which came next received only white: others only lymph; whilst the last of all were destined for yet more subtle fluids—for a kind of vapour. When the red globules entered vessels destined for the white, or the white those intended for the thinner fluids, there was, according to the theory of Boërhaave, an *error loci*, and the proximate cause of inflammation and other mischiefs. See *Aberation*.

ERUCA, Brassica eruca, Sinapis.

ERUCTATION, (*e*, and *ructare*,) *Ructatio*, *Ereug'mus*, *Erygē*, *Eructatio*, *Ructus*, *Ructamen*, *Ructuatio*, *Ereux'is*, *Restagnatio*, *Ruft*, (N. of England,) from *eructare*, 'to belch.' *Belching*, (F.) *Rot*, *Rapport*. A sonorous emission, by the mouth, of flatus proceeding from the stomach. When so frequent as to occasion a diseased condition, this is termed *Ructuositas*, *Morbus ructuosus*.

ERUGATORIA, Tetanothra.

ÉRUGINÉUX, Érugineux.

ERUPTIO, Eruption—*e*, Exanthematis, Epianstasis—*e*. Sanguinis, Hæmorrhagia.

ERUPTION, *Erup'tio*, from *erumpere*, (*e*, and *rumpere*,) 'to issue with violence,' 'to break out.' This word has several meanings: 1. The sudden and copious evacuation of any fluid from a canal or cavity;—of serum, blood, pus, &c., for example. 2. The breaking out of an exanthem; and, 3, the exanthem itself, whether simply in the form of a rash, or of pustules, vesicles, &c.

ERUPTION ANOMALE, Roseolæ—*c*. *Rosæ*, Roseolæ—*e*. Violet, Ionthus.

ERUPTIVE, *Eruptivus*. That which is accompanied by an eruption. Thus small-pox, measles, scarlet fever, miliaria, &c., are *eruptive fevers*. The term *eruptive disease* is nearly synonymous with cutaneous disease.

ERVA DE SANCTA MARIA, Arum dracuncululus.

ERVUM ERVILIA, *Or'obus*, (F.) *Lentille* *Ers* ou *Orobe*. In times of scarcity, the seeds have been made into bread, but it is said not to be wholesome. The meal was once much used in poultices: it was formerly called *Orob'ion*, *εραβιον*.

ERVUM LENS, *Lens*, *Phacos*, the *Lentil*, (F.) *Lentille*. The seed, *Phacē*, *Pha'cea*, *Phacus*, is eaten in many places like peas: they are flatulent and difficult of digestion.

ERYGE, Eructation.

ERYNGIUM, see F. Aquaticum.

ERYNGIUM AQUATICUM, *Water Eryngo*, *Button Snake Root*. *Nat. Order*, Umbelliferæ. This root, *Eryngium*, (Ph. U. S.) is nearly allied to the contrayerva of the shops, and acts more especially as a sudorific. It is a secondary article in the Pharm. U. S.

ERYNGIUM CAMPESTRĒ, *Centum Cap'ita*, *Lyringium*, *Aster Inguinalis*, *Capitulum Martis*, *Acus Ven'erts*, (F.) *Panicaut*, *Chardon-Roland*, is sometimes used for *E. maritimum*.

ERYNGIUM MARITIMUM. The *Sea Holly* or *Eryngo*, *Æthe'rea Herba*, (F.) *Panicaut Maritimè*. *Eryngo* root has a slightly aromatic odour, and sweetish and warm taste. It is considered to be diuretic and expectorant, but its powers are so weak, that it is scarcely ever used.

ERYNGO, SEA, *Eryngium maritimum*—*e*. *Water*, *Eryngium aquaticum*.

ERYSIMUM, *Erysimum officinale*, *Sisymbrium officinale*, *Chamæpion*, *Hedge-mustard*, (F.) *Velar*, *Tortelle*, *Herbe aux chèvres*. This was, formerly, much used for its expectorant and diuretic qualities. The seeds greatly resemble mustard.

ERYSIMUM ALLIARIA, Alliaria.

ERYSIMUM BARBA'REA, *Barba'rea*, (F.) *Herbe de Sainte Barbe*, has been ranked amongst the antiscorbatic plants. See *Alliaria*.

ERYSIPELA'CEA. Same etymon as the next. A family of eruptive diseases, comprising erysipelas, variola, rubeola and scarlatina.

ERYSIPELAS, from *erōw*, 'I draw in,' and *πe'as*, 'near.' *Febris erysipelato'sa*, *Febris erysipelato'cea*, *Erythrop'ya*, *Emphly'sis Erysi'pelas*, *St. Anthony's fire*, *Ignis Sancti Anto'nii* *I. Columellæ*, *Hierop'yr*, *Icteri'tia rubra*, *Ignis sacer*, *Rose*, *Rubea icteri'tia*, *Vicinitra'ha*, *Vicinitract'us*, *Brunus*, *Lugdus*, (F.) *Erysi'pèle*, *Feu St. Antoine*, *Feu sacré*, *Mal Saint Antoine*. A disease, so called because it generally extends gradually to the neighbouring parts. Superficial inflammation of the skin, with general fever, tension and swelling of the part; pain and heat more or less acrid; redness diffused, but more or less circumscribed, and disappearing when pressed upon by the finger, but returning as soon as the pressure is removed. Frequently, small vesicles appear upon the inflamed part, which dry up and fall off, under the form of branny scales. Erysipelas is, generally, an acute affection: its medium duration being from 10 to 14 days. It

fields, commonly, to general refrigerant remedies. Topical applications are rarely serviceable. At times, when the disease approaches the phlegmonous character, copious bleeding and other evacuations may be required, as in many cases of erysipelas of the face; but this is not commonly necessary. In most cases, indeed, the general action seems deficient, and it becomes necessary to give tonics.

When erysipelas is of a highly inflammatory character, and invades the parts beneath, it is termed *Erysipelas phlegmonodes*, (F.) *Erysipèle phlegmoneux*: when accompanied with phlyctenæ, and the inflammation terminates in gangrene, *Erysipelas gangrenosum*, (F.) *Erysipèle gangréneux*; and when associated, with infiltration of serum, *Erysipelas adematosum*, (F.) *Erysipèle adémateux*.

ERYSIPELAS GANGRENOsum, see Erysipelas—e. *Œdematosum*, see Erysipelas—e. Phlegmonodes, see Erysipelas—e. *Periodica nervosa chronica*, Pellagra—e. *Phlyctenoides*, Herpes zoster—e. *Pustulosa*, Herpes zoster—e. *Zoster*, Herpes zoster.

ERYSIPELATODES, Erysipelatous.

ERYSIPEL'ATOUS, *Erysipelato des*, *Erysipelatosus*. Belonging to erysipelas; as an *erysipel'atous affection*.

ERYSIPEL'ATOUS INFLAMMATION, *Inflammatio erysipelato'sa*, *Epiphlogis'ma*, *Cuti'tis*, *Dermatit'is*, is the character of inflammation, which distinguishes erysipelas, *Erythéma erysipelato'sum*.

ÉRYSIPELE, Erysipelas—é. *Ambulant*, see *Ambulant*—é. *Gangréneux*; see Erysipelas—é. *Œdémateux*, see Erysipelas—é. *Phlégmoneux*, see Erysipelas—é. *Serpigineux*, see Serpiginous—é. *Pustuleux*, Herpes zoster.

ERYSOS, Erythema.

ERYTHE'MA, from *Erythra'os*, *Erythros*, 'red, rose-coloured'; *ερυθρος*, 'red.' *Erythre'ma*, (F.) *Erythème*. This name is, sometimes, given to erysipelas, especially when of a local character. It is, also, applied to the morbid redness on the cheeks of the hectic; and on the skin covering bubo, phlegmon, &c. It forms the 6th genus of the 3d order, *Ezanthemata*, of Bateman's classification of cutaneous diseases; and is defined, "a nearly continuous redness of some portion of the skin, attended with disorder of the constitution, but not contagious." Many varieties are described by dermatologists,—for example, *E. intertrigo*, *E. fugax*, *E. papulatum*, *E. tuberculatum*, *E. nodosum*, *E. lævè*, *E. centrifugum*, *E. marginatum*, and *E. acrody'nia*.

ERYTHEMA ACRODY'NIA, *Acrody'num*—e. *Ambustio*, *Burn*—e. *Anthrax*, *Anthrax*.

ERYTHE'MA CENTRIFUGUM. A variety of erythema attacking the face, commencing with a small red spot, and spreading around, so as, at times, to affect the whole face.

ERYTHEMA ENDEMICUM, Pellagra—e. à *Frigore*, *Chilblain*.

ERYTHE'MA FUGAX. Patches of erythema, that sometimes appear on the body in febrile diseases, teething children, &c., and which are of brief duration.

ERYTHEMA GANGRENOsum, *Anthrax*—e. *Ichorosum*, *Eczema mercuriale*—e. *Intertrigo*, *Chafing*.

ERYTHE'MA LÆVÈ, (F.) *Erythème léger*. Slight erythema affecting the skin, as in *œdema*.

ERYTHE'MA MARGINA'TUM, (F.) *Erythème marginal*. A form in which the prominent patches of erythema are distinctly separated from the skin at their margins.

ERYTHEMA MERCURIALE, *Eczema mercuriale*.

ERYTHE'MA NODO'SUM, (F.) *Erythème noueux*. A more severe form of *Erythema tuberculatum*.

ERYTHE'MA PAPULA'TUM, (F.) *Erythème papuleux*. Patches of erythema, which are at first papulated, appearing on the face, neck, breast, &c., of females, and young persons more especially.

ERYTHEMA PELLAGRUM, Pellagra—e. *Pernio*, *Chilblain*.

ERYTHE'MA SOLA'RE. A name given by the Italians to Pellagra, owing to its being attended with an eruption of small red spots or patches on the parts that are exposed to the sun.

ERYTHE'MA TUBERCU'LATUM, *E. tuberculatum*, (F.) *Erythème tuberculeux*. A form of erythema in which the patches are in small lumps.

ERYTHEM'ATOUS, *Erythemat'ic*, *Erythemat'ous*, *Erythemat'icus*, (F.) *Erythémateux*. Appertaining or relating to erythema.

ÉRYTHÈME, Erythema—é. *Léger*, *Erythema læve*—é. *Marginal*, *Erythema marginatum*—é. *Nouveux*, *Erythema nodosum*—é. *Papuleux*, *Erythema papulatum*—é. *Tuberculeux*, *Erythema tuberculatum*.

ERYTHRÆA CENTAURIUM, *Chironia centaurium*—e. *Chilensis*, *Chanchalagua*, *Chironia Chilensis*.

ERYTHRÆMIA, Plethora.

ERYTHRAN'CHE, *Angina erysipelato'sa*, from *ερυθρος*, 'red,' and *αγκη*, 'I suffocate.' Erysipelatous or erythematous sore throat.

ERYTHREMA, Erythema.

ERYTHROCHÆRAS, *Cynanche parotidæa*.

ERYTHRODANUM, *Rubia*.

ERYTHROID, *Erythro'ides*, *Erythro'ides*. Reddish.

ERYTHROID COAT, *Tu'nica erythro'ides*. Vaginal Coat of the testis.

ERYTHROID VESICLE, *Vesic'ula Erythro'idea*. A vesicle of the fetus described by Pockels and others. It is pyriform, and much longer than, although of the same breadth as, the umbilical vesicle. Velpeau, Weber, and others doubt its being a physiological condition.

ERYTHRONIUM, *E. Americanum*.

ERYTHRONIUM AMERICANUM, *E. flavum*, *E. dens canis*, *E. lanceolatum*, *E. longifolium*, *Common Erythronium*, *Yellow Snake-leaf*, *Yellow Adder's tongue*, *Adder-leaf*, *Dog violet*, *Rattlesnake violet*, *Lamb's tongue*, *Serof'ula root*, *Yellow Snowdrop*. This plant is possessed of emetic properties, but is rarely, if ever, used. The root and herb, *Erythronium*, (Ph. U. S.) are in the secondary list of the Pharmacopœia of the United States.

ERYTHRONIUM DENS CANIS, *E. Americanum*—e. *Flavum*, *E. Americanum*—e. *Lanceolatum*, *E. Americanum*—e. *Longifolium*, *E. Americanum*.

ERYTHROPYRA, Erysipelas.

ERYTHROSIS, Plethora.

ES'APHE, from *εσπαω*, 'I touch with the fingers.' (F.) *Le Toucher*. The introduction of a finger or fingers into the vagina, for the purpose of examining the condition of the uterus. It is employed to verify the existence or non-existence of pregnancy and its different

stages; to detect certain affections or faults of conformation in the genital organs and pelvis; and, during the process of accouchement, to examine into the progress of labour, &c.

ESCA, Aliment.

ESCARA, Eschar.

ESCARGOT, Limax.

ESCHALOTTE, *Echalotte*.

ESCHAR, *Es'chara*, *Es'char*, a slough, a crust or scab. The crust or disorganized portion, arising from the mortification of a part, and which is distinguishable from the living parts by its colour, consistence, and other physical properties. The inflammation which it excites in the contiguous parts, gives occasion to a secretion of pus between the living and dead parts, which ultimately completely separates the latter.

ESCHARA, Vulva.

ESCHAROTIC, *Escharot'icum*, from *εσχα*, 'eschar.' Any substance, which, when applied upon a living part, gives rise to an eschar, such as *caustic potassa*: the concentrated mineral acids, &c.

ESCHAROTIC POISON, see Poison.

ESCHELLOHE, MINERAL WATERS OF. This water rises at the foot of a mountain near the convent of Etal in Bavaria. It is a sulphuro-saline.

ESCHID'NA OCELLATA. A very poisonous viper, which inhabits the sugar cane fields of Peru. Its bite is almost instantaneously fatal.

ESCORZONERA, Scorzonera.

ESCREVISSE, Crab.

ES'CULENT, *Esculentus*, from *esca*, 'food.' (F.) *Comestible*. Such plants or such parts of plants or animals as may be eaten for food.

ESO, *εσω*, 'within.' A prefix which signifies an affection of an internal part; as *Esoenteritis*, inflammation of the inner membrane of the intestines:—*Eso gastritis*; inflammation of the inner membrane of the stomach, &c.

ESOCHAS, Eschoe.

ES'OCHE, *Es'ochas*. A tumour—as a hemorrhoid—within the anus.

ESCOLITIS, Dysentery.

ESOENTERITIS, see Enteritis.

ESOGASTRITIS, Endogastritis.

ESPACES INTERCOSTAUX, see Costa.

ESPACE, Powder, compound.

ESPÈCES VULNÉRAIRES, Falltranck.

ESPHLA'SIS, from *εσ*, 'inwards,' and *πλασσω*, 'I break, bruise,' &c. A fracture of the skull by comminution, the fragments being depressed. See Depression, and Enthlasis.

ESPRIT, Spirit—*e. d'Ammoniaque*, Spiritus ammoniac—*e. d'Anisi*, Spiritus anisi—*e. de Camphre*, Spiritus camphoræ—*e. de Cannelle*, Spiritus cinnamomi—*e. de Carvi*, Spiritus carui—*e. de Genièvre composé*, Spiritus juniperi compositus—*e. de Lavande*, Spiritus lavandulæ—*e. de Lavande composé*, Spiritus lavandulæ compositus—*e. de Menthe poivrée*, Spiritus menthæ piperitæ—*e. de Muscade*, Spiritus myristicæ—*e. de Pouliot*, Spiritus pulegii—*e. de Raïfort composé*, Spiritus armoraciæ compositus—*e. de Rosmarin*, Spiritus rosmarini—*e. de Vin delayé*, Spiritus tenuior—*e. de Vin rectifié*, Spiritus rectificatus.

ESPRITS ANIMAUX, Nervous fluid.

ESQUILLE, Splinter.

ESQUINANCIE, Cynanche, Cynanche tonsillar.

ESQUINE, Smilax China.

ESSENCE, *Essentia*, corrupted from *existentia*, 'standing out.' (?) By some used synonymously with *volatile oil*; by others, with *simple tincture*. The oil of peppermint is the oil obtained by distillation; the *essence*; the oil diluted with spirit. See Tinct. olei menthæ.

ESSENCE OF BARDANA, HILL'S, Tinctura guaiaci ammoniata—*e. of Coltsfoot*, see Tinctura benzoini composita—*e. of Musk*, Tinctura moschi—*e. of Mustard Pills*, Whitehead's, see Sinapis—*e. of Mustard*, Whitehead's, see Sinapis—*e. of Peppermint*, Tinctura olei menthæ piperitæ—*e. of Spearmint*, Tinctura olei menthæ viridis—*e. of Spruce*, see Pinus Abies.

ESSENCES, Olea volatilæ.

ESSENTIA, Essence, Tincture—*e. Abietis*, see Pinus abies—*e. Aloes*, Tinctura aloes—*e. Absinthii amara*, Tinctura A. composita—*e. Absinthii composita*, Tinctura A. composita—*e. Antimonii seu stibii*, Vinum antimonii tartarizata—*e. Antiseptica Huxhami*, Tinctura cinchonæ composita—*e. Aromatica*, Tinctura cinnamomi composita—*e. Castorei*, Tinctura castorei—*e. Catholica purgans Rothii*, Tinctura jalapii composita—*e. de Cedro*, Oleum cedrinum—*e. Chinae*, Tinctura cinchonæ composita—*e. Cinnamomi*, Tinctura cinnamomi—*e. Nerioli*, see Citrus aurantium—*e. Corticis Peruviani antiseptica Huxhami*, Tinctura cinchonæ comp.—*e. Corticis Peruviani composita*, Tinctura cinchonæ amara.

ESSENTIAL, *Essentia'lis*. The word *essential* has been applied to the immediate or active principles of vegetables, which were believed to be endowed with the properties of the plants from which they were extracted. *Essential oil* was so called because it was regarded as the only immediate principle which was *essential*. This expression is retained. *Essential salts* are true salts or extracts which exist, ready formed, in vegetables; and which are obtained by distillation, incineration, or some other process.

An *essential disease* is synonymous with an *idiopathic disease*; that is, one not depending on any other;—not symptomatic.

ES'SERA, *Es'serè*, *Sora*, *Saire*, *Sare*, *Morbis porci'vus*, *Rosa saltans*, *Urtica'ria porcellana*, (F.) *Ampoules*, *Porcelaine*. A species of cutaneous eruption, consisting of small, reddish tubercles over the whole body, accompanied by a troublesome itching. It seems to be a variety of lichen or urticaria. See Lichen tropicus.

ESSIEU, Axis.

ESSOUFFLEMENT, Anhelatio.

ESTHEMA, Vestitus.

ESTHESIS, Vestitus.

ESTHIOMENUS, *Esthiom'enus*, from *εσθιω*, 'I eat.' *Ex'edens*. That which devours or eats away. Certain ulcers and eruptions are so called.

ESTIVAL, *Esti'vus*; happening in summer, belonging to summer. This epithet is given to *summer diseases*, so called because they reign at that season, and appear to depend on the influence exerted by it on the animal economy. In the United States, the term *summer disease* or *complaint* means disorder of the bowels, as *diarrhæa*, *cholera morbus*, &c.

ESTOMAC, Stomach.

ESULA MAJOR, *Euphorbia palustris*—e.

Minor, *Euphorbia cyparissias*.

ESURIES, Hunger.

ESURIGO, Hunger.

ESURITIO, Hunger.

ESYCHIA, Acinesia.

ÉTAGE, Stage.

ÉTAÏN, Tin—*é. de Glace*, Bismuth—*é. Gris*, Bismuth.

ÉTAT GRANULEUX DU REIN, Kidney, Bright's Disease of the.

ÉTERNUEMENT, Sneezing.

ETESTICULATIO, Castration.

ETHER, Æther—e. Acetic, see Æther—e.

Chloric, Chloroform—e. Hydrochloric, see

Æther—e. Hydrocyanic, Æther hydrocyanicus

—e. Muriatic, see Æther—e. Nitric, see Æther,

—e. Nitrous, see Æther—e. Phosphoric, see

Æther—e. Rectified, Æther sulphuricus—e.

Sulphuric, Æther sulphuricus—e. Terebinthi-

nated, Æther terebinthinatus.

ETHEREAL, Æthereal.

ÉTHÉRÉE, Æthereal.

ETHEREOUS, Æthereal.

ETHERINE, HYDROCYANATE OF, Æther hydrocyanicus.

ETHERIZATION, *Ætherisatio*. The aggregate of phenomena induced by the inhalation of ether.

ETHERIZED, *Ætherisatus*. Presenting the phenomena induced by the inhalation of ether.

ETHISIS, Filtration.

ETHISMUS, Filtration.

ETHMOID, *Ethmoides*, *Ethmoides*, *Ethmoides*, from *ἔθμος*, 'a sieve,' and *ἰδος*, 'form.' Shaped like a sieve.

ETHMOID BONE, *Os ethmoidium*, *Os multifor-mé*, *Os spongio-sum*, *Os spongioides*, *Os cribro-sum*, *Os cribroformé*, *Os cubicum*, *Os cristatum*, *Os foraminulatum*, *Os coliformé*, *Os colatum*, (F.) *Os Cribleur*. One of the eight bones which compose the cranium; so called, because its upper plate is pierced by a considerable number of holes. The ethmoid bone is situate at the anterior, inferior, and middle part of the base of the cranium. It seems to be composed of a multitude of thin, fragile, semi-transparent laminae, which form more or less spacious cells, called the *Ethmoidal labyrinth* or *cells*, distinguished into *anterior* and *posterior*. These communicate with the nose, and are lined by a prolongation of the pituitary membrane. The ethmoid bone is constituted of compact tissue, and is surrounded by the *Ethmoid suture*. It is articulated with the *frontal* and *sphenoidal bones*, the *cornua sphenoidalia*, the *superior maxillary bones*, the *palate bones*, the *ossa turbinata inferiora*, the *vomer*, the *proper bones of the nose*, and the *lacrimal bones*.

ETHMOIDAL, *Ethmoidalis*. Belonging to the ethmoid bone; as, *Ethmoidal cells*, *E. suture*, &c. The *Ethmoidal apophysis* or *process* is the advanced part of the sphenoid bone, which articulates with the ethmoid. The *ethmoidal arteries* are two in number, the anterior of which arises from the ophthalmic artery. The origin of the other varies. The *Echancrure ethmoidale* of the *os frontis* receives the ethmoid bones. The *Ethmoidal veins* correspond to the arteries.

ETHMOSYNE, Habit.

ETHMYPHE, Cellular tissue.

ETHMYPHTIS, *Inflammatio tela cellulosa*, from *ἔθμος*, 'a sieve,' *ὑψη*, 'texture,' and *itis*, denoting inflammation. Inflammation of the cellular membrane.

ETHMYPHOTYLOSIS, Induration of the cellular tissue.

ETHOS, Habit.

ETHULE, CYANURET OF, Æther.

ÉTHUSE, Æthusa cynapium—*é. Meum*, Æthusa meum.

ETIOLA TION, (F.) *Étiolent*. That state of plants which occurs in consequence of privation of light, when they become pale and watery. In *pathology*, it is sometimes used to denote the paleness produced in those persons who have been kept long without light; or a similar paleness, the result of chronic disease.

ÉTIOLEMENT, Etiolation.

ETIOLOGY, Ætiologia.

ÉTISE, Hectisis—*é. Mésentérique*, *Tabes mesenterica*.

ÉTOILE, Stella.

ÉTONNE, Stunned.

ÉTOUFFEMENT, Suffocation.

ÉTOURDISSEMENT, Vertigo.

ÉTRANGLEMENT, Strangulation, Hysteria—*é. des Intestins*, *Enteremphrazis*.

ÉTRIER, Stapes.

ETRON, Abdomen, Hypogastrium.

ETRONCUS, from *ἔτρον*, 'the lower belly,' and *γκος*, 'a tumour.' A tumour of the lower belly.

ÉTUVE, Stove—*é. Humide*, Bath, vapour.

ÉTUVER, to Foment.

EU, *eu*, 'good, proper,' when prefixed to words. Hence:

EUÆMIA, from *eu*, 'well,' and *αἷμα*, 'blood.'

A good condition of the blood.

EUÆSTHESIA, from *eu*, 'well,' and *αἰσθησις*, 'perception.' Vigorous perception. A good condition of the perceptive faculties.

EUÆSTHETOS. Same etymon. One whose senses are in full vigour.

EUANALEPSIS; from *eu*, 'good,' and *αναληψις*, 'recovery.' Rapid restoration to strength.

EUANTHEMON, *Anthemis nobilis*.

EUCALYPTUS RESINIFERA, see Kino.

EUCHRŒA, from *eu*, 'good,' and *χρῶσις*, 'colour.' A good or healthy colour of the skin. A good appearance of the surface.

EUCHYMIA, from *eu*, 'well,' and *χυμος*, 'juice.' A good state of the humours.

EUCRASIA, from *eu*, 'well,' and *κρασις*, 'temperament.' A good temperament.

EÜDIAPNEUSTIA, from *ευδιαπνευστος*, 'one who breathes well.' Easy transpiration.

EUËCTICA (medicina) Gymnastics.

EUELGES, from *eu*, 'well,' and *ελκος*, 'an ulcer.' One in whom wounds and ulcers are readily healed.

EUEMES, *Euemetos*, from *eu*, 'well,' and *εμεω*, 'I vomit.' That which readily excites vomiting. One who vomits with facility.

EUETHES, Benign.

EUEXIA, from *eu*, 'well,' and *εἶσις*, 'constitution.' A good constitution.

EUPRAISE, Euphrasia officinalis.

EUGENIA CARYOPHYLLATA, called after Prince Eugene. *Garrophyllus*, *Caryophyllus aromaticus*. The Indian tree which affords the clove. Order Myrtaceæ. The Clove, *Caryophyllus*, *C. aromaticus*, is the unex-

panded bud, (F.) *Géroste, Géroste, Gyrophle*. Its odour is strong, aromatic, and peculiar; taste, pungent and acrid. Like all substances, whose virtue depends upon essential oil, it is stimulant and carminative. It is generally used as a corrigent to other remedies, and in cases where substances containing the essential oils are demanded. The oil, (F.) *Huile de Géroste*—*Oleum caryophylli*, Oil of Cloves—has the properties of the cloves.

EUGION, Hymen.

EULOPHA, see Salep.

EUNUCH, *Eunu'chus*, from *ευνη*, 'the bed,' and *εγω*, 'I keep.' *Hemian'drus*, *Hemianor*, *Hemianthro'pus*, *Semimas*, *Semimas'culus*, *Semivir*, *Thla'dias*, *Thla'sias*, *Thlib'ias*, *Castra'tus*, *Gallus*, *Excastr'dtus*, *Evir'atus*, *Emascula'tus*, *Spado*, *Exsect'us*, *Extesticula'tus*, *Extom'us*, *Semivir*, *Semimascula'tus*. One whose organs of generation have been removed, or so altered, that he is rendered incapable of reproducing his species, or of exercising the act of venery. Eunuchs were common with the ancient Romans. In Italy, this horrible mutilation still takes place to improve the voice; and in the East, eunuchs have the *surveillance* of the seraglio.

EUNUCHISMUS, Castration.

EUNUCHIUM MECONIS, Lettuce.

EUNUCHUS, Castratus, Eunuch.

EUODES, Benevolentia.

EUONYMUS, Quassia simarouba.

EUONYMUS AMERICANUS, *Strawberry bush*, *Strawberry tree*, *Burning bush*, *Indian arrow-wood*. A shrub of the Nat. Ord. Celastraceæ, *Sex. Syst.* Pentandria monogynia, which, like the next, is found throughout the United States and Canada; flowering from May to June.

EUONYMUS ATROPURPUREUS, *Burning bush*, *Spindle tree*, *Indian Arrow wood*, flowers from June to July.

From these varieties of Euonymus the *Wahoo* or *Whahoo bark* is said to be obtained. It is diuretic, antiperiodic, tonic, and a hydragogue cathartic, and has been used in dropsy in infusion, in the proportion of an ounce to a pint of water.

EUPATHIA, *Eupho'ria*, from *ευ*, 'well,' and *παθος*, 'suffering.' A disposition for being affected by pain easily. Also, a good state of health.

EUPATOIRE D'AVICENNE, *Eupatorium cannabinum*—*e. Percefeuille*, *Eupatorium perfoliatum*.

EUPATORIUM, Agrimony, *Eupatorium perfoliatum*.

EUPATORIUM CANNABINUM, called after *Mithridates Eupator*, *Eupato'rium*, *E. Arabicum*, *Hemp agrimony*, *Eupatorium of Avicenna*, *Herb of Saint Cunegonde*, *Trifolium cervinum*, *Origanum aquaticum*, (F.) *Eupatoire d'Avicenne*. Family, Synanthereæ; *Sex. Syst.* Syngenesia æqualis. The juice of this plant proves violently emetic and purgative, if taken in sufficient quantity. It has been considered diuretic, cathartic and emetic.

EUPATORIUM CONNATUM, *E. perfoliatum*—*e. Guaco*, *Guaco*—*e. Mesues*, *Achillea ageratum*.

EUPATORIUM PERFOLIATUM, *E. Connatum*, *Eupatorium*—(Ph. U. S.) (F.) *Eupatoire percefeuille*; *Boneset*, *Thoroughwort*, *Thoroughstem*, *Thoroughwax*, *Vegetable antimony*, *Crosswort*, *Agueweed*, *Feverwort*, *Indian sage*, *Joe-*

pye, *Teazel*, *Sweating plant*, is a plant which grows in low, wet meadows throughout the United States. It is considered to be stimulating, tonic, emetic, purgative, diuretic, and sudorific. Dose, gr. xv. of the powder, as a gentle purgative.

EUPATORIUM, PURPLE-STALKED, *E. purpureum*.

EUPATORIUM PURPUREUM, *Mohawk tassel*, *Purple-stalked Eupatorium*, *Trumpet weed*, is used in similar cases, as well as the

EUPATORIUM TEUCRIFOLIUM, *Wild horehound*, *Germander-leaved horehound*.

EUPEPSIA, from *ευ*, 'well,' and *πεπρω*, 'I digest.' A good digestion. The antithesis to *dyspepsia*.

EUPEPTIC, *Eupept'us*, *Eupepticus*. Same etymon. Relating to a good digestion. One endowed with a good digestion.

EUPHLOGIA, from *ευ*, 'well,' and *φλεγω*, 'I burn.' Mild inflammation. Variola.

EUPHONY, *Eupho'nia*, from *ευ*, 'well,' and *φωνη*, 'voice.' An agreeable or regular voice.

EUPHORBE CYPRES, *E. cyparissias*—*e. des Marais*, *E. palustris*—*e. Vomitive*, *E. ipecacuanha*.

EUPHORBIA CAPITATA, *Caa cica*. Ord. Euphorbiaceæ. A Brazilian plant, which is strongly astringent and not poisonous. It is considered to be one of the best remedies for the bites of serpents. It is, also, called *Colubrina Lusitanica*.

EUPHORBIA COROLLA'TA, *Large flowering spurge*, *Milkweed*, *Snakes' milk*, *Ipecacuan'ha*, *Hippo*, *Picac*, *I'peac*, *Milk purslain*, *Purge root*, *Emet'ic root*, *Bowman's root*, *Apple root*, *Indian Physic*, has similar properties to the last. The dose of the root is the same.

EUPHORBIA CYPARIS'SIAS, *Es'ula minor*, *Tithym'alus Cyparis'sia*. The *Cypress spurge*, (F.) *Euphorbe cypres*. This, like most of the spurges, is very acrimonious. Amongst the rustics, it was formerly called *poor man's rhubarb*, and was, consequently, a laxative. It is not used.

EUPHORBIA HYPERICIFOLIA. A native of the United States. It is astringent and tonic. Used in infusion—f. ʒss to Oj of boiling water. Dose, a tablespoonful.

EUPHORBIA IPECAOUA N'HA, *Ipecacuanha spurge*, (F.) *Euphorbe vomitive*. This species of spurge is common in the southern and middle parts of the United States. The root is a powerful emetic, in the dose of from five to fifteen grains: twenty grains act as a cathartic likewise. In large doses, it acts as a narcotico-acrid.

EUPHORBIA LATH'YRIS. The systematic name of the plant which affords the *lesser catapu'tia seeds*, *Cataputu'tia minor*, *Caper spurge*, *Lath'yris*, *Garden spurge*, *Caper plant*, *Mole-plant*, *Tithym'alus latifolius*. The seeds possess cathartic properties, and an expressed oil of the seeds—*Oleum Euphor'bia Lathyr'idis*—has been given as a cathartic in the dose of six to twelve drops.

EUPHORBIA OFFICINARUM. The systematic name of the plant which affords the *Euphorbium*, *Euphorbia gummi-resina*, in greatest abundance. The euphorbium is an inodorous gum-resin, in yellow tears, which have the appearance of being worm-eaten. It enters into the

composition of some plasters, and has been used as an errhine.

EUPHOREIA PALUS'TRIS. *The greater spurge.* *Esula major, Tithym'alus, Marsh spurge,* (F.) *Euphorbe des marais.* The juice is given, in Russia, as a common purge. It is used, too, as an irritant in tinea, warts, &c.

EUPHORBIA PALUSTRIS and **E. VILLOSA**, or **E. PILOSA**, have been brought forward as preventives of hydrophobia—the bitten part being washed with a decoction, and, at the same time, the decoction being taken internally.

EUPHORBIA PARALIAS, *Tithym'alus paralias, Sea spurge.* This is violently cathartic and irritating, and is seldom used.

EUPHORBIA PILOSA, see *Euphorbia palustris*—**e.** *Villosa*, see *Euphorbia palustris*.

☞ All the spurges are vesicant and rubefacient, when applied externally.

EUPHORIA, *Eupathia.*

EUPHRAGIA, *Enphrasia officinalis.*

EUPHRASIA OFFICINALIS, *Ocularia, Euphrasia, Ophthalmica, Eyebright,* (F.) *Uf-fraise, Casse Lunette.* It has been recommended in diseases of the eye, but is unworthy of notice.

EUPLASTIC, *Euplasticus:* from *ευ,* 'well,' and *πλασσω,* 'I form.' Having the capacity of becoming organizable in a high degree,—as in false membranes resulting from acute inflammation in a healthy person.

EUPNŒA, from *ευ,* 'well,' and *πνέω,* 'I respire.' Freedom or facility of respiration.

EURHYTHMIA, from *ευ,* 'well,' and *ρυθμος,* 'rhythm.' Regularity of the pulse.

EURIBALI, *Juribali.*

EURODES, *Carious.*

EURODONTICUS, from *ευρεος,* 'caries,' and *δόντις,* 'a tooth.' Suffering from carious teeth.

EURUS, *ευρεος,* 'mould, putrefaction.' *Mucor, Caries.* Corruption of the humours.

EURYCHORIA, *Sinus.*

EURYCLES, *Engastrimythos.*

EURYCLITUS, *Engastrimythos.*

EURYSMUS, *Dilatation.*

EURYTHMIA, *Eurythmus,* from *ευ,* 'well,' and *ρυθμος,* 'rhythm.' Regularity of pulse, both as regards quantity and quality.

EUSARCUS, from *ευ,* 'well,' and *σαρξ,* 'flesh.' One who is fleshy, robust, muscular.

EUSEMIA, from *ευ,* 'well,' and *σημειον,* 'a sign.' A collection of good signs.

EUSPLANCHNIA, from *ευ,* 'well,' and *σπλαγχνον,* 'a viscus.' A healthy state of the viscera.

EUSTA'CHIAN TUBE, *Tuba Eustachiana, Syrinx, Syrinx, Meatus cæcus, Tuba Aristotelica, Ductus auris palatini, Iter a Palato ad Aures,* (F.) *Trompe ou Conduit d'Eustache, Conduit guttural de Porcille*—Ch. This tube was so called from its discoverer, Eustachius. It is partly bony and partly cartilaginous: extending from the cavity of the tympanum to the upper part of the pharynx. Its length is about two inches; the bony portion which belongs to the temporal bone, is about 3-4ths of an inch long. It is lined, internally, by a prolongation of the lining membrane of the pharynx. Its nerves are furnished by the palatine branches of the ganglion of Meckel, and its vessels proceed from those of the pharynx and velum pendulum. The use of the tube seems to

be, to permit the renewal of air in the cavity of the tympanum.

EUSTA'CHIAN VALVE, *Valve of Eustachius, Valvule d'Eustachi ou d'Eustache.* A membranous, semilunar fold, which corresponds to the opening of the vena cava inferior into the right auricle of the heart.

EUSTHENIA, *Vigor, Exuberantia,* from *ευ,* 'well,' and *σθένος,* 'strength.' Flourishing, exuberant health.—Hippocrates.

EUSTOMACHUS, from *ευ,* 'well,' and *στομαχος,* 'stomach.' Digesting rapidly. Having a good stomach.

EUTAXIA, from *ευ,* 'well,' and *ταξω,* 'I arrange.' *Euthesia.* A well ordered constitution, in which every part has its proper relation. The ready return of a rupture, or of a luxated bone.

EUTHANASIA, from *ευ,* 'well,' and *θανατος,* 'death.' An easy death.

EUTHESIA, *Eutaxia.*

EUTHYENTERON, *Rectum.*

EUTHYENTEROSTENOMA, *Stricture of the Rectum.*

EUTHYMIA, *An'imi tranquillitas,* from *ευ,* 'well,' and *θυμος,* 'mind.' Tranquillity of mind. A good state of the mental faculties.

EUTHYPTNOE, *Orthopnea.*

EUTHYPNŒA, *Orthopnea.*

EUTOCIA, from *ευ,* 'well,' and *τοκος,* 'delivery.' An easy labour. Fecundity.

EUTROPHIA, from *ευ,* 'well,' and *τροφή,* 'nourishment.' A good state of nutrition.

EUTROPHIC, *Eutrophicum,* same etymon. A term introduced into medical terminology by the author, for an agent whose action is exerted on the system of nutrition, without necessarily occasioning manifest increase of any of the secretions.

The chief entrophics are,—*mercurials, the preparations of iodine, bromine, cod liver oil, the preparations of gold and silver, sulphur, sugar, and sarsaparilla.*

EUZODYNAMIA, *Sanitas.*

EVACUANTS, *Evacuatio,* from *ε,* and *vacuare,* 'to empty.' (F.) *Evacuatifs.* Medicines are so called which occasion a discharge by some emunctory; such as purgatives, emetics, &c.

EVACUATIFS, *Evacuants.*

EVACUATIO, *Excretion.*

EVACUATION, Same etymon. The discharge of any matter whatever by the natural passages or by an artificial opening.

EVANOUISSEMENT, *Syncope.*

EVANROOT, *Geom Virginianum.*

EVAPORATION, *Evaporatio, Vaporatio, Exhalatio,* from *ε,* and *vaporare,* 'to emit vapour.' Transformation of a liquid into vapour, in order to obtain the fixed matters contained in it dry and separate from the liquid. When the vapour is received in a proper vessel and condensed, the process is called distillation. Evaporation produces cold, and this is one of the processes by which the body is cooled, through the evaporation of the perspiratory fluid.

EVAUX, *MINERAL WATERS OF.* *Evaux* is situate in Auvergne, in France. The waters are hydrosulphurous and thermal.

EVENTRATION, *Eventratio, Hypogastrix's,* from *ε,* 'out of,' and *venter,* 'the belly.' A tumour, formed by a general relaxation of the parietes of the abdomen, and containing a

great part of the abdominal viscera. Also, *ventral hernia*, or that which occurs in any other way than through the natural openings of the abdominal parietes. Lastly, any very extensive wound of the abdominal parietes, with issue of the greater part of the intestines.

EVENTUS, from *e*, 'out of,' and *venire*, 'to come;' *Apobai'non*, *Apobesom'enon*, *Ecbesom'enon*, *Terminatio morbi*. The event or issue of a disease, either favourable or unfavourable.

EVERRIC'ULUM, *Specillum*. A sort of sound or scoop, used for extracting sand or fragments of stone or clots of blood from the bladder, after or during the operation of lithotomy.

EVERSIO PALPEBRÆ, Ectropion.

EVIGILATION, see Sleep.

EVIL, THE, Scrofula—e. King's, Scrofula.

EVIRATIO, Castration.

EVIRATUS, Castratus, Eunuch.

EVOLUTIO, Development—e. Spontanea, Evolution, spontaneous.

EVOLUTION, SPONTANEOUS, *Ver'sio seu Evolutio spontanea*, from *e*, and *volvere*, 'to roll.' A term, applied, by Dr. Denman, to what he considered to be a spontaneous turning of the fœtus in utero, in an arm presentation, in consequence of powerful uterine contractions forcing out the breech and feet, whilst the arm recedes. It is now usually considered to be a doubling of the fœtus, so that the arm changes its position but little, whilst the breech is forcibly expelled before the upper extremity;—the case becoming similar to a breech presentation.

EVOMITIO, Vomiting.

EVULSION, *Avulsio*, *Evul'sio*, from *evelere*, (*e*, and *vellere*), 'to pluck out.' *Apotil'mos*, *Ecitil'mos*, *Tilmos*. The action of plucking out; forcible extraction. (F.) *Arrachement*. This word is oftener used by the French than by the English surgeons, for the act of extracting certain parts, the presence of which is injurious,—as the teeth, &c.

EXACERBATIO, Paroxysm.

EXACERBATION, *Exacerbatio*, *Exasperatio*, *Exacercentia*, from *exacerbare*, (*ex*, and *acerbus*), 'to provoke.' (F.) *Rédoublement*. An increase in the symptoms of a disorder. Often used synonymously with paroxysm.

EXACUM SPICATUM, *Coutoubea alba*.

EXÆMATOSIS, Hæmatisis.

EXÆMIA, Anæmia.

EXÆMOS, Exanguinus.

EXÆRESIS, from *ἐξ*, 'out of,' and *αἶσιν*, 'I take away.' A surgical operation, which consists in drawing, extracting, or removing, from the human body, every thing that is useless, noxious, or extraneous. It is a generic term, which includes extraction, evulsion, evacuation, excision, ablation, amputation, &c.

EXÆRESIS, Extraction.

EXAGION. The sixth part of an ounce:—four scruples.—Actuarius.

EXAGGERATED, *Exaggeratus*, (F.) *Exagéré*. Heightened. Increased by expression. An epithet for sounds heard on auscultation and percussion; when much increased—*Hyperæchesis*, *Hyperæche'ma*.

EXALMA, from *ἐξ*, 'out of,' and *ἀλλομαι*, 'I leap.' *Exalsis*. Hippocrates calls thus the displacement of the vertebræ.

EXALSIS, *Exalma*, Leap.

EXALTATION OF THE VITAL FORCES, *Exaltatio vi'rium*. This expression has been used, by modern pathologists, to designate a morbid increase in the action of organs, and partly that which occurs in an inflamed organ. Some use *exaltation of the vital forces*, and *inflammation* synonymously.

EXAMBLOMA, Abortion.

EXAMBLOSIS, Abortion.

EXANASTOMOSIS, Anastomosis.

EXANASTROPHE, Convalescence.

EXANGIA, from *ἐγγίσις*, (*ἐξ*, and *αγγεῖς*, 'a vessel,') 'I evacuate from a vessel.' *Exange'ia*. An enlargement or rupture of a blood-vessel, without external opening. A genus in the order *Dysthetica*, class *Hæmatica* of Good. It comprises *aneurism* and *varia*.

EXANGIA ANEURISMA, Aneurism.

EXANGUIOS, *Exa'mos*, *Exsanguis*, from *ex*, 'out of,' and *sanguis*, 'blood.' One who seems bloodless; as a female, who has suffered largely from uterine hemorrhage.

EXANIA, Proctocæle.

EXANIMATION, *Exanimatio*, from *ex*, 'out of,' and *anima*, 'the spirit.' This word has two acceptations. Sometimes, it means real death, corresponding with the Greek *θανάτης*, *mors*. At others, it signifies apparent death, corresponding with the Greek *ἀψυχία*, *εψυχία*, *ἐκλυσις*, *Αἰ'νι deliquium*.

EXANTHEM, *Exanthe'ma*, *Anthe'ma eruptio*, *Epanthe'ma*, *Efflorescentia*, *Exanthis'ma*, *Ecthy'ma*, *Epanast'e'ma*, *Epanthe'ma*, *Epanthis'ma*, *Effloratio*, from *ἐανθω*, (*ἐξ*, and *ἀνθω*), 'I flourish.' A rash. (F.) *Élévure*. Under this term, is comprehended, by some, every kind of eruption, of which the skin is the seat. Others comprehend by it those eruptions that are accompanied by fever, *Febres exanthematicæ*: including, under the head of the major *exanthemata*, those which attack a person but once in his life, and which are communicated by specific contagion; and, under the minor *exanthemata*, those which are not marked by these characteristics. Small-pox, measles, cow-pox, &c., belong to the major:—chicken-pox, herpes, lichen, &c., to the minor. The general acceptation of Exanthem is, however, a more or less vivid, circumscribed, or diffuse redness of the skin, which diminishes or disappears transiently under the pressure of the finger.

EXANTHEM, CARBUNCULAR, Anthracia—*a*. Ichorous, Emphythisis—*e*. Pustulous, Empythisis—*e*. Rash, Enanthisis.

EXANTHEMA, Eminence—*e*. Internum, Eisanthema—*e*. Miliaria, Miliary fever—*e*. Pestis, Plague—*e*. Antivariolosum, Vaccina—*e*. Serosum, Pemphigus—*e*. Strophulus, Strophulus—*e*. Urticatum, Urticaria—*e*. Vaccina, Vaccina—*e*. Varicella, Varicella.

EXANTHEMATICA. Same etymon. *Eruptive fevers*. Cutaneous eruptions, essentially accompanied with fever;—the third order in the class *Hæmatica* of Good.

EXANTHEMATIS'CHESIS, *Exanthematos'chesis*; from *ἐξανθημα*, 'exanthem,' and *ἰσχειν*, 'to withhold.' Suppression of a cutaneous eruption.

EXANTHEMATOLOGY, *Exanthematolog'ia*; from *ἐξανθημα*, 'exanthem,' and *λογία*, 'a discourse.' The doctrine of cutaneous eruptions.

EXANTHEMATOPHTHALMIA, *Ophthalmia exanthemat'ica*, from *εξανθημα*, 'exanthem,' and *οφθαλμια*, 'inflammation of the eye.' Ophthalmia in the course of, or succeeding to, a cutaneous eruption.

EXANTHEME INTESTINALE, see Typhus.

EXANTHESIS, see Efflorescence—e. Arthrosia, Dengue—e. Roseola, Roseola—e. Rubella, Rubella.

EXANTHISMA, Exanthem.

EXANTHROPIA, Misanthropia.

EXAPSIS, Inflammation.

EXARAGMA, from *εξαρασσω*, 'I tear away,' 'I break.' Collision, violent fracture or friction.

EXARCHIATER. Chief of the archiatri, or chief of physicians, a title, like that of *Comes Archiatro'rum*, given to the chief physician of an emperor or king. Archiater appears to have meant, at times, the same thing.

EXARMA, Swelling.

EXAR'SIO, A burning heat.

EXARTEMA, Amuletum.

EXARTERITIS, *Exarteri'tis*, from *εξ*, 'out of,' and *arteria*, 'an artery.' Inflammation of the outer coat of an artery.

EXARTHREMA, Luxation, Sprain.

EXARTHROMA, Luxation.

EXARTHROSIS, Luxatio, Sprain—e. Parctica, see Parcticus.

EXARTICULATIO, Amputation, joint, Luxatio.

EXARYSIS, Exhaustion.

EXASPIRATIO, Exacerbation.

EXCÆCARIA AGALLOCHA, Agallochum.

EXCALEFACTIO, *Echauffement*.

EXCARNA'TION, *Excarna'tio*, from *ex*, and *caro*, 'flesh.' A mode of making anatomical preparations, which consists in separating injected vessels from the parts in which they are situated. This is done by means of corrosion by an acid or by putrefaction.

EXCASTRATIO, Castration, Eunuch.

EXCATHISMA, Bath, half, Semicupium.

EXCEREBRATIO, Eccephalosis.

EXCEREBRATUS, Delirious.

EXCIDENTIA, Eeptoma.

EXCIP'IENT, *Excipiens*, from *excipere*, (*ex*, and *capere*), 'to receive.' (F.) *Intermède*.

A substance, which, in a medicinal prescription, gives form and consistence to it, and serves as a *vehicle* or *medium* for the exhibition of the other ingredients.

EXCIPULA, Cup.

EXCISIO, *Entaille*.

EXCISION, *Excis'io*, from *excidere*, (*ex*, and *cadere*), 'to cut off;' *Ec'tomé*. A surgical operation, by which parts of a small size are removed with a cutting instrument.

EXCITABILITY, *Excitabil'itas*. Irritability. The faculty, possessed by living beings, of being sensible to the action of excitants. The doctrine of excitability forms an important part of the Bruonian system.

EXCITANT, Stimulant.

EXCITA'TION, *Excita'tio*, *Excite'ment*; same etymon: from *excitare*, (*ex*, and *citare*), 'to excite.' The act of exciting; the state of an organ or organs excited. Excitement is, sometimes, used synonymously with augmented arterial action. The effect of the exciting powers acting on the excitability, according to Brown, constitutes *excitement*. Cullen used the term to

express the restoration of the energy and action of the brain, which had been interrupted by sleep or some debilitating cause,—a state opposite to that of *collapse*. Not unfrequently it is employed in the sense of excessive action,—*Super-excitatio*, (F.) *Sur-excitation*.

EXCITED DISEASES, Feigned diseases.

EXCITO-MOTION, see Excito-motory.

EXCITO-MOTORY. An epithet applied by Dr. Marshall Hall to a division of the nervous system—comprising the gray matter of the spinal marrow, with the afferent and efferent nerves connected with it;—all of which are concerned in *reflex* actions. See Nerves.

The term *excito-motion* has been employed to signify motion no matter how excited, by the reflex nerves or by volition—C. J. B. Williams.

EXCORIATIO, Ecdora.

EXCORIA'TION, *Excoria'tio*, *Excoria'tura*, *Am'yché*, from *ex*, and *corium*, 'skin.' (F.) *Écorchure*. A slight wound, which removes only the skin.

EXCORIATURA, Excoriation.

EXCREATION, *Excrea'tio*, *Exscrea'tio*, *Screa'tus*, *Rasca'tio*, from *ex*, and *screare*, 'to spit.' Act of spitting. (F.) *Crachement*. See Exspuitio.

EXCREMENT, *Excrementum*, *Retrimen'tum*, *Excre'tum*, *Excre'tio*, *Perito'ma*, *Diachore'ma*, *Aph'odos*, *Aphaden'ma*, *Apoch'ron*, *Apoc'ristis*, *Ar'das*, *Ar'dalos*, from *excernere*, (*ex*, and *cernere*), 'to separate,' 'cleanse.' Every thing, which is evacuated from the body of an animal by the natural emunctories, as superfluous; such as the fecal matters, the urine, perspiration, nasal mucus, &c. Generally, however, the term is restricted to the fecal evacuations;—*Purgamenta*, *Hædra*, *Sedes*, *Fæces*, *Stercus*, *Cacæ*, *Spa'tilè*, (especially when liquid,) *Dejec'tio alvi'na*, *O'nera alvi*, *Sordes ventris*, *Hypochore'ma*, *Ca'lia*, *Hypochore'sis*, *Merda*, *Merdis*, *Catarrhæ'sis*, *Copro's*, *Scor*.

EXCREMENT, HUMAN, Stercus humanum.

EXCREMENTIT'IAL, *Excrementit'iosus*, *Excrementit'ius*, (F.) *Excrémentieux*, *Excrémentitiel*. That which is similar to excrement, and forms part of it. *Excrementitious humours* or *parts* are those destined to be evacuated, as incapable of administering to the nutrition of the body.

EXCREMENTO-RECREMENTIT'IAL, *Excremento-recrementit'iosus*. Animal fluids, intended to be partly absorbed and partly rejected.

EXCRESCENCE, *Exorescen'tia*, *Ecphy'ma*, *Phymato'sis*, *Hypersarco'sis*, *Sarcophy'ia*, *Caro exeres'cens*, from *exorescere*, (*ex*, and *cre-scere*), 'to grow outwards.' (F.) *Excroissance*. A tumour, which forms at the surface of organs, and especially on the skin, mucous membranes, or ulcerated surfaces. Excrecences differ in size, shape, cause, &c., and each requires its own treatment. *Warts*, *condylomata*, *polypi*, *hemorrhoids*, belong to this head.

EXCRESCENTIA, Exacerbation, Protuberance, Tumour—e. Carnosa, Sarcoma—e. Fungosa, Fungosity—e. Gingivæ, Epulis—e. Vesicæ urinariæ carnosæ, Cysthyperarosis.

EXCRETA, see Excretion.

EXCRETIO, Ecrisis, Excrement—e. Alvi-na, Defecation—e. Fæcum alvinarum, Defecation—e. Urinæ involuntaria, Enuresis.

EXCRETION, *Excretio, Evacuatio, Ejec-tio, Expulsio, Egessio, Diachoresis*, from *ex-cernere*, (*ex*, and *cernere*), 'to separate.' The separation or throwing off of those matters, *Excretoria, Egessoria, Ionoria, Apionoria*, from the body of an animal, which are supposed to be useless, as the urine, perspiration, and feces.

EXCRETORY, *Excretorius*; same etymon. An *excretory vessel or duct* is one, which transmits the fluid secreted by a gland, either externally or into the reservoirs in which it has to be deposited. The existence of an excretory duct was regarded as a distinctive character of the glands properly so called.

EXCRETORY ORGAN means any one charged with the office of excreting: thus, the skin is said to be an excretory organ, because through it the perspiration takes place.

EXCRETUM, Excrement.

EXCROISSANCE, Excrescence.

EXCUTIA VENTRICULI, *Stomach Brush*.

An instrument, composed of iron or brass wire, at one of the extremities of which is a pencil of bristles. Some ancient authors proposed this to extract foreign bodies from the œsophagus, as well as to cleanse the stomach of viscid and tenacious matters adhering to it.

EXECHEBRONCHUS, Bronchocele.

EXECHEGLUTI, Exischioi.

EXEDENS, see *Herpes exedens*.

EXELCOSIS, see Ulceration.

EXELCYSMOS, from *ἐξ*, 'from,' and *ἐκκύω*, 'I draw.' Extraction. Also the act of breaking out into ulcers.

EXELCYSMUS, Extraction.

EXENTERISMUS, *Exenterosis*, from *ἐξ*, 'out of,' and *εσπερω*, 'an intestine.' The operation of disembowelling or eviscerating.

EXERAMA, from *ἐξέρω*, 'I throw out.' Any thing cast out. Vomiting; or the matter vomited.—Hippocrates.

EXERCISE, *Exercitatio, Exercitium, Ascensis, Gymnasion*, from *exercere*, 'to work.' Every motion of the body, arising from the contraction of muscles subjected to the will. Also, the action of any organ whatever. Exercise may be *active* or *passive*. The passive are referred to, under the head of Gestation. The chief active exercises are:—walking, running, dancing, hunting, fencing, playing at ball, cricket, racket, quoits, swimming, declamation, singing, &c. Exercise is an important prophylactic, particularly for those disposed to be plethoric. It improves the digestion; augments the secretions; and, when used in moderation, gives strength to the body; but when carried to excess, produces debility and disease.

EXERRHOSIS, from *ἐξ*, 'out of,' and *ῥω*, 'I flow.' The discharge, which takes place by insensible perspiration.

EXFETATION, see Pregnancy.

EXFOLIATION, *Exfoliatio, Desquamatio, Eclepsis*, from *ex*, and *folium*, 'a leaf.' By this is meant the separation of the dead portions of a bone, tendon, aponeurosis, or cartilage, under the form of lamellæ or small scales. Exfoliation is accomplished by the instinctive action of the parts, and its object is to detach the dead portions from those subjacent, which are still alive. For this purpose the latter throw out fleshy granulations, and a more or less abundant suppuration occurs, which tends to separate the exfoliated part,—now become

an extraneous body. The ancients distinguished exfoliation into *sensible* and *insensible*, according as the dead portions of bone were detached in fragments of greater or less size, or in very thin pieces, and in an almost insensible manner. When the dead part embraces all or almost all the substance of a bone, it takes the name *Sequestrum*.

EXFOLIATIVE, *Exfoliativus, Desquamativus*. That which takes away by leaves or scales. The term has been applied to certain medicines which were regarded as proper to hasten exfoliation, such as alcohol, oil of turpentine, tincture of myrrh, &c.

EXFOLIATIVE TREPAN, *Eclepsitrep'anum*. An ancient raspatory, or instrument for scraping exfoliating portions of bone.

EXHALAISON, Exhalation.

EXHALANT, *Exhalans, Exhalans*, from *exhalare*, (*ex*, and *halare*, 'to breathe,') 'to exhale,' 'throw out.'

EXHALANT VESSELS, *Vasa exhalantia*, are very minute, and rise from the arterial capillary system. They are situate in every tissue of the body, and on the surface of the mucous and serous membranes and skin; on which each pours its particular fluid. Bichat distinguished three sets. 1. The *external*, terminating on the mucous and external dermoid system, where they pour the matter of perspiration. 2. The *internal*, comprising those of the cellular and medullary tissues, and of synovial surfaces; and, 3. The *nutritive exhalants*, which vary in each organ where they are found; and preside over the phenomena of composition and increase of every part of the body. The exhalants are the antagonists of the absorbents. They are imaginary vessels, inasmuch as they cannot be detected.

EXHALATIO, Evaporation.

EXHALATION, *Exhalatio*; same etymon. *Anathymiasis, Apopneusis*, (F.) *Exhalation*. A function, by virtue of which certain fluids, obtained from the blood, are spread, in the form of dew, in the areolæ of the different textures, or at the surface of membranes; either for the sake of being thrown out of the body, or to serve for certain purposes. The sweat is a *liquid, excrementitious exhalation*; the serous fluid of the pleura a *liquid, recrementitious exhalation*.

Exhalation is, also, applied to that which exhales from any body whatever, organic or inorganic, dead or living.

EXHALATION, PULMONARY, see Perspiration.

EXHAUSTION, *Exhaustio, Vires exhaustæ*, from *exhaustire*, (*ex*, and *haustire*, 'to draw out,') (F.) *Epuisement*. Loss of strength, occasioned by excessive evacuations, great fatigue or privation of food, or by disease.

EXHUMATION, *Exhumatio, Effusio*, from *ex*, and *humus*, 'the ground.' The disinterment of a corpse. The circumstances which render this necessary are:—1. Judicial investigations relative to the body of the person inhumed. 2. The removal of a body from one cemetery to another: and, 3. The evacuation of cemeteries or sepulchral vaults. The operation is attended with much unpleasant smell and annoyance, and requires the use of disinfecting agents, of which the most powerful is chlorinated lime. See Disinfection. The putrid effluvia from animal substances are not, however, found to excite endemic disease.

EXISCHIUM. Same etymon. Prominence of the hips.

EXISCHIUS, *Eris'chius*, from εἶ, 'out of,' and ισχίον, 'the ischium.' A luxation of the oe femoris. Those with large nates, and prominent hips, were formerly called *Eris'chiot* and *Execheglut'i*.

EXITURA. According to some, any abscess which discharges. Paracelsus calls thus every kind of putrid excrement.

EXITUS, from *exire*, 'to go out.' The outer termination or *exit* of a canal. The termination of a disease.

EXOARTERITIS, see Arteritis.

EXOCARDIAC, see Endocardiac.

EXOCARDIAL, see Endocardiac.

EXOCARDITIS, Pericarditis.

EXOCHAS, *Exo'ché*, from ἐξω, 'without,' and εἶναι, 'I have.' A soft tumour—as a hemorrhoid—without the anus. An outward pile.

EXOCHE, Eminence, Exochas.

EXOCOLITIS, see Colitis.

EXOCULATIO, from *ex*, 'out of,' and *oculus*, 'an eye.' Want of eyes. Want of vision. Blindness.

EXOCYSTĒ, *Exocys'tis*, from εἶ, 'out of,' and κύστις, 'the bladder.' A prolapsus of the bladder into the urethra. Also called *Prolapsus vesicæ*, *Adopto'sis vesicæ*, (F.) *Renversement de la vessie*.

EXOCYS'TE NOELIA'NA. Protrusion of the inner membrane of the bladder. So called from M. Noel, who first accurately described it.

EXOCYS'TE SOLINGENIA'NA. Protrusion of the neck of the bladder. Called after M. Solingen, who first accurately described it.

EXŒDEISIS, Swelling.

EXOGOGE, Extraction.

EXOGONYAN'CON, from ἐξω, 'outwards,' γονύ, 'the knee,' and αγκών, 'an elbow.' Bowing of the knees outwards.

EXOINE, *Exoene*, from *ex*, 'out of,' and *idoneus*, 'fit,' or rather from *exonerare*, 'to exonerate.' In France, a certificate of excuse, exemption, or dispensation, given to those summoned to appear before a court of justice, and who are unable to do so.

EXOLCE, Extraction.

EXOMETRA, Prolapsus uteri.

EXOMOIOSIS, Assimilation.

EXOMPHALOCÉLE, Exomphalus.

EXOM'PHALUS, *Exumbilica'tio*, *Exom'phaloc'elē*, *Om'phaloc'elē*, *Hernia umbilic'a'tis*, *Om'phaloc'hē*, *Omphalopropto'sis*, *Prolapsus umbil'ci*, (F.) *Hernie ombilicale*, *H. du nombril*, *Umbilical hernia*, from εἶ, 'out of,' and ὀμφαλός, 'the navel.' Hernia occurring at the navel. This affection happens more frequently in infants, and takes place by the umbilical ring. In adults, it occurs more commonly in females than in males; and, when it does so, the sac passes in the vicinity of the umbilicus. The organs, found in this kind of hernia, are particularly,—the epiploon, the jejunum, the arch of the colon, and sometimes the stomach. The tumour is, in general, round, and presents all the characters of hernia. It is, commonly, readily reducible, and not subject to strangulation. It must be reduced, and retained by an elastic bandage, made in the form of a girdle, and furnished with a pad at its middle part. When strangulated, the stricture may be divided upwards and towards the left side.

EXONCO'MA, *Exonco'sis*, from εἶ, and ὄγκος, 'a tumour.' A large, prominent tumour. Used, by Galen, for protuberance of the vertebrae after luxation.

EXONCOSIS, Exoncoma—e. *Linguae*, *Glossosonus*.

EXONEIROGMUS, Pollution, nocturnal.

EXONEIROSIS, Pollution, nocturnal.

EXONEURISM, Magnetism, animal.

EXOPHTHALMIA, *Ptosis* seu *Prolapsus* seu *Procidencia Oculi* seu *Bulbi Oculi*, *Exorbitis'mus*, *Ophthalmoc'elē*, *Ophthalmopto'sis*, *Oculi totius prominencia*, from εἶ, 'out of,' and ὄψαμος, 'eye.' (F.) *Procidencia de l'œil*. A protrusion of the eye from its orbit, occasioned by an abscess or tumour in the cellular texture of the orbit; by exostosis of the parietes of the orbit, &c. In exophthalmia, the eye is pressed forwards; the eyelids are raised and separated, so that they can no longer cover the eye and defend it from the action of extraneous bodies; it becomes inflamed, and the sight is disturbed or destroyed. The treatment of course depends upon the cause.

EXOPHTHALMIA FUNGO'SA, *Sarcosis bulbi*—e. *Sarcomatica*, *Sarcosis bulbi*.

EXOPHTHALMUS, same etymon. One whose eyes are very prominent. The opposite to *Cælophthalmus*.

EXORBITISMUS, Exophthalmia.

EXORMIA, Papula—e. *Lichen*, *Lichen*—e. *Prurigo*, *Prurigo*—e. *Strophulus*, *Strophulus*.

EXORTUS UNGUIUM, see Nail.

EXOSIS, Luxation.

EXO-SKELETON, see Skeleton.

EXOSMA, from εἶ, 'out of,' and ὄσμη, 'to move.' A luxated or dislocated limb or organ.

EXOSMOSE, *Exosmo'sis*, *Transsudation*, from εἶ, 'out of,' and ὄσμη, 'impulse.' The opposite to *Endosmose*. The act by which substances transude from within to without an animal or other membrane.

EXOSMOTIC, *Exosmot'icus*: same etymon. Belonging to *Exosmose*:—as an *exosmotic* current.

EXOSSATIO, Exostosis.

EXOSTEMA CARIBÆA, *Cinchona caribæa* cortex.

EXOSTOMA, Exostosis.

EXOSTOSE, Exostosis—e. *des Dents*, *Exostosis dentium*.

EXOSTOSIS, *Hyperosto'sis*, *Emphy'ma*, *Exosto'sis os'sea*, *Exosto'ma*, *Eposto'ma*, *Epsosto'sis*, *Osteo'ma*, *Osto'ma*, *Osteoph'ya*, *Exostatio*, *Ossis eminen'tia*, from εἶ, 'out of,' and ὀστέον, 'a bone.' An osseous tumour, which forms at the surface of bones, or in their cavities. Various kinds have been enumerated. *Ivory Exosto'sis*, *Exostose eburnée*;—that which has the appearance and consistence of ivory. *Laminar Exosto'sis*; *E. Laminée*;—that which is formed of laminae in superposition or of distinct filaments. The *Spongy Exosto'sis* is that whose structure is analogous to the spongy tissue of bones. Exostoses are sometimes distinguished into the *true*, which seem to be a projection of the osseous substance, and which have the same organization and hardness as that substance; and the *false*, or osteo-sarcoma. Exostosis may depend on syphilis, scrofula, rickets, gout, &c. In such cases, it is important to get rid of the primary disease.

Those *exostoses*, which occur within the bones, have, by some, been called *Enostoses*.

EXOSTOSIS, *Spina ventosa*.

EXOSTOSIS DENTIUM, (F.) *Exostose des Dents*. Exostosis of the teeth.

EXOSTOSIS STREATOMATODES, Osteosteotoma.

EXOTIC, *Exo'ticus*, from *ἔξω*, 'without.' That which comes from abroad. Plants or drugs which are procured from abroad, are so called. It is opposed to indigenous.

EXOTICA DENIA, from *Exotic*, and *ἀδω*, 'I dislike.' Aversion for exotic drugs.

EXOTICHEMATOSIS, Transfusion.

EXOTICOMANIA. The opposite to exoticadenia. Fondness for exotic remedies.

EXOTICOSYMPHYSIS; from *ἕνωσις*, 'foreign,' and *συνθῆσις*, 'a growing together.' A union or growing together of foreign bodies, as of a foreign body with the human.

EXPANSIO, Expansion—e. *Musculosa*, *Platzma myoides*.

EXPANSION, *Expansio*, from *expandere*, (*ex* and *pandere*, 'to open,') 'to spread out.' A prolongation or spreading out, presented by certain organs. Thus, we say an *aponeurotic expansion*, &c.

EXPATRIATIO, Ejaculation (of Sperm.)

EXPECTANT, *Expectans*, from *expectare*, (*ex*, and *spetare*, 'to look,') 'to wait.' That which waits—as *Expectant Medicine*.—*La Médecine expectante*. See Expectation.

EXPECTATION, *Expectatio*; same etymon. The word *expectation* has been applied, in medicine, to that method, which consists in observing the progress of diseases, and removing deranging influences, without prescribing active medicines, unless such shall be imperiously required. It consists, in fact, in leaving the disease almost wholly to the efforts of nature, and has been termed the *art of curing diseases by expectation or waiting*—*Ars sanandi cum expectatio'nē*.

EXPECTORANT, *Expectorans*, *Anacatharticus*, *Pty'smagogue*, from *ex*, 'out of,' and *pectus*, 'the breast.' A medicine capable of facilitating or provoking expectoration. There is probably no such thing as a *direct* expectorant. They all act through the system, or by impressions made on parts at a distance, which, through the medium of general, continuous, or contiguous sympathy, excite the secretory vessels of the air-passages into action. The following are the chief reputed expectorants:—Ammoniacum; Asafetida; Galbanum; Ipecacuanha; Myroxylon; Myrrha; Inhalations, (of Iodine, Stramonium, Tar, Burning Wool, Tobacco, &c.); Scilla; Senega, and Tolutanum.

EXPECTORATIO, Expectoration—e. *Sanguinis*, *Hæmoptysis*—e. *Solida*, *Cynanche trachealis*.

EXPECTORATIO, *Expectoratio*, *Echelysis*, *Bex hul'mida*, *Anap'tysis*, *Prop'tysis*, *Stetho-cathar'sis*, *Anacathar'sis*, *Anabex'is*, same etymon. The act of expelling from the chest matters or secretions there collected or existing. It is, likewise, used for the expectorated matter.

EXPECTORATIO DE SANG, Hæmoptysis.

EXPELLENS, Expulsive.

EXPERIENCE, *Experientia*, *Peira*, *Empēira*, from *ἐξ*, and *πειρα*, 'a trial.' A knowledge of things acquired by observation. In

medicine, this knowledge can be obtained both by the practitioner's own experience, and by that obtained from tradition and from books. To profit by experience requires a mind capable of appreciating the proper relations between cause and effect; and hence it happens, that *false experience*, *Experientia fallax*, is extremely common; and that a man had better, in many instances, trust to that which he has learned from others, than to his own fallacious observation.

The union of accurate observation by the physician with that handed down by medical writers constitutes perfect experience, so far as it is attainable in any individual case.

EXPERIENCE, Experiment.

EXPERIMENT, *Experimentum*; same etymon. (F.) *Expérience*. A trial, made on the bodies of men or animals, for the purpose of detecting the effect of a remedy, or of becoming better acquainted with their structure, functions or peculiarities. In a more general sense, it means any trial instituted with the intent of becoming better acquainted with any thing. By experiments on living animals, we have obtained much valuable information in the various departments of medicine; but particularly in physiology and toxicology.

EXPERT (F.), *Expertus*, from *ex*, and *peritus*, 'skilled.' Skilful or of good experience. A physician, charged with the duty of making a report upon any case of legal medicine.

EXPIRATION, *Expiratio*, *Expiratio*, *Ec'pnoē*, *Ec'pneumato'sis*, *Ec'pneu'sis*, *Apopneu'sis*, *Apop'noē*, *Apop'na'a*, from *expirare*, (*ex*, and *spirare*,) 'to breathe out.' The act of expelling from the chest, the air received in during respiration.

EXPIRATORY, *Expiratio'ni inser'viens*. The expiratory muscles are all those which contribute, to diminish the cavity of the chest, for the purpose of expelling the air contained in the lungs, or of producing expiration. These muscles are, chiefly, the intercostals, triangularis sterni, quadratus lumborum, serratus pectus inferior, the oblique and recti muscles of the abdomen; the sacro-lumbalis, &c.

EXPLORATIO, Exploration—e. *Abdominis*, *Abdominoscopia*.

EXPLORATIO, *Exploratio*, *Recognit'io*, from *explorare*, 'to search into.' The act of observing and attentively examining or investigating every thing connected with a case of disease. The word is chiefly used in this sense, by the French practitioners.

EXPLORATORIUM, Sound, Specillum.

EXPRES'SION, *Expres'sio*, *Ec'pies'mos*, *Ech'lip'sis*, from *ex*, 'out of,' and *premere*, 'to press.' The act of compressing a substance, for the purpose of separating from it the fluids which it contains. Also, the manner in which impressions made upon us are depicted; especially in the traits of the countenance.

EXPRESSION OF SWEAT, (F.) *Sueur d'expression*, is a term given to the passive perspiration observable in very debilitated individuals.

EXPULSIO, Excretion—e. *Fæcum*, *Defecatio*—e. *Fætus*, *Parturition*.

EXPULSIVE, *Expellens*, *Expulso'rius*, from *expellere*, (*ex*, and *pellere*,) 'to drive away.'

An *expulsive bandage*, (F.) *Bandage expulsif*, is one constructed with the view of compressing a part, from which we are desirous of ex-

elling pus, serum, &c. Certain medicines were formerly called *expulsives*, which were believed to have the power of driving the humours towards the skin;—as diaphoretics, and sudorifics.

EXPULTRIX, see *Vis Expultrix*.

EXSANGUINITY, *Anæmia*.

EXSANGUIS, *Exanguipus*.

EXSARCOMA, *Sarcoma*.

EXSCRETIO, *Excretion*.

EXSECTIO VIRILIIUM, *Castration*.

EXSECTUS, *Castratus, Eunuch*.

EXSICCATIO, *Drying*.

EXSICCATIVA, *Desiccativa*.

EXSOLUTIO, *Eclysis*.

EXSPIRATIO, *Expiration*.

EXSPUIT'ION, *Exspuit'io, Sput'io, Sputatio, Ptyéma, Anachremp'sis, Apochremp'sis, Chremp'sis, Ptysis, Anacine'ma, Anacine'sis*, from *ex*, 'out of,' and *spuo*, 'I spit.' Rejection of the matters accumulated in the pharynx and larynx; spitting.

EXSTASIS, *Ecstasis*.

EXSTIRPATIO, *Extirpation*.

EXSTROPH'IA, *Ex'strophly, Ec'strophè*, from *εξ*, 'out of,' and *στρεφω*, 'turning,' *Extrover'sio, Extroversion*. Eversion or turning out of a part—as of the eyelids. A term used by M. Chaussier for certain displacements of organs, and especially of the urinary bladder.

EXSTROPH'IA OR EX'STROPHY OF THE BLADDER, (F.) *Renversement de la Vessie*, is a faulty conformation, in which the organ opens above the pubes; so that in the hypogastric region there is a red, mucous surface, formed by the inner coat of the bladder; and on which two prominences are distinguishable, corresponding to the openings of the ureters.

EXSUCCATIO, *Echymoma*.

EXSUC'TIO, *Suc'tio, Ecmyme'sis*, from *ex*, 'out of,' and *succus*, 'a juice.' The action of sucking.

EXSUDATIO, *Ephrosis*.

EXSUFFLATIO, *Echphresis*.

EXTEMPORA'NEOUS, *Extempora'neus, Extempora'lis*, from *ex*, and *tempore*, 'out of time.' Those prescriptions are called 'extemporaneous,' or magistral, which are made on the spot, and composed according to the prescription of the physician.

EXTENSEUR COMMUNDES DOIGTS, *Extensor digitorum communis*—*e. Commun des orteils, Extensor communis digitorum pedis*—*e. Court du Pouce, Extensor pollicis brevis*—*e. Long du pouce, Extensor longus pollicis*—*e. Petit des orteils, Extensor brevis digitorum pedis*—*e. Propre du petit doigt, Extensor proprius minimi digiti*—*e. Propre de l'Index, Extensor proprius indicis*.

EXTENSIBIL'ITY, *Extensibil'itas*. A property, possessed by certain bodies, of being capable of extension or elongation.

EXTEN'SIO, *Tetanus*.

EXTEN'SION, *Extens'io, Tasis, Ec'tasis, Cata'tasis, Anat'asis*, from *extendere*, (*ex*, and *tendere*), 'to stretch out.' An operation in surgery, by which we pull strongly, either with the hands alone, or by straps, a fractured or luxated limb, to restore it to its natural position. It is the opposite of *Counter-extension*.

EXTENSOR. Same etymon. (F.) *Extenseur*. A muscle, whose office is to extend certain parts.

EXTENSOR BREVIS DIGITO'RUM PEDIS, *Pe'cus, Calcaneo-phalangien commun, of DUM* *Muscle pédieux, Muscle petit extenseur, orteils, Calcaneo-sus-phalangettien commun* (Ch.) *Carré du pied; Short Extensor of Toes*. A muscle, situate on the dorsal regi of the foot. It arises from the external surfi of the calcaneum, and at the anterior edge o ligament, which unites that bone to the astrag lus. Anteriorly, each of its divisions term nates by a small tendon, which is fixed st cessively, at the superior part of the posteri extremity of the first phalanx of the great t and to the second and last phalanges of the ne three toes. Its use is to extend the first fo toes, and to direct them a little outwards.

EXTENSOR CARPI RADIALIS BREVIS, see *Ra'ialis*—*e. Carpi radialis longus*, see *Radialis*—*Carpi ulnaris*, see *Cubital muscles*.

EXTENSOR COMMUNIS DIGITO'RUM PEDIS, *Longus Digitorum Pedis, E. Digitorum longa Péronéo-tibi-sus-phalangettien commun; Cm modactylæus, Péronéo-sus-phalangettien co mun, (F.) Extenseur commun des Orteil*. This muscle, also, is situate at the anterior pa of the leg. It is long, thin, flattened, simpl and fleshy above, and divided into four tendo below. It arises from the outer tuberosity the tibia and the anterior surface of the fibul and is inserted into the superior part of the pe terior extremity of the second and third ph langes of the last four toes. It extends tl three phalanges of these toes.

EXTENSOR DIGITO'RUM COMMUNIS, *Extens digitorum communis manûs cum extensorè pri prio auricula'ris, Digito'rum Tensor; Epico dylo-sus-phalangettien commun*—(Ch.)—*Com mon Extensor of the Fingers, (F.) Extensei commun des Doigts*. A long, flattened mu cle; simple above, and divided into four po tions inferiorly. It is situate at the posteri part of the forearm; arises from the extern tuberosity of the humerus; from the aponeur sis of the forearm, and from the aponeurot septa situate between it and the neighbouri muscles, and is inserted at the posterior surfa of the second and third phalanges of the la four fingers. The muscle extends the phalanx of the last four fingers upon each other, ar upon the metacarpal bone. It can, also, exte the hand on the forearm.

EXTENSOR DIGITORUM LONGUS, *E. commun digitorum pedis*—*e. Longus digitorum pedi E. communis digitorum pedis*—*e. Proprius ha lucis, E. proprius pollicis pedis*—*e. Indicis, l proprius indicis*—*e. Internodii ossis pollicis, l longus pollicis*—*e. Primi internodii, Abduct longus pollicis*.

EXTENSOR POL'ICIS BREVIS, *Extens'or minù pollicis manûs, E. primi interno'dii, E. pol' cis primus, E. Secun'di interno'dii* (DOUGLAS *E. secun'di interno'dii ossis pollicis; Cubit sus-phalangien du pouce*,—(Ch.,) (F.) *Cou extenseur du pouce*. Seated at the posterior a inferior part of the forearm. It is thin, lon and broader at its middle than at the extremite It arises from the posterior surface of the uln and the interosseous ligament, and is insert behind the superior extremity of the first ph lanx of the thumb. It extends the thumb, a aids in supination.

EXTENSOR POL'ICIS LONGUS; *Extensor m jor pollicis manûs, Extensor secun'di intern*

dii, Extensor pollicis secundus, Extensor tertii internodii (DOUGLAS,) *Extensor internodii ossis pollicis, Cubito-sus-phalangetien du pouce*,—(Ch.) (F.) *Muscle long extenseur du pouce*. This muscle is long, flat, and fusiform; and is seated at the posterior part of the forearm. It arises from the posterior surface of the ulna and the interosseous ligament, and is inserted at the posterior part of the superior extremity of the first phalanx of the thumb. It extends the last phalanx of the thumb upon the first.

EXTENSOR PROPRIUS INDICIS; *E. proprius primi digiti manus, E. indicis, Indica'tor, Extensor secundus internodii indicis proprius, Cubito-sus-phalangetien de l'Index*,—(Ch.) (F.) *Extenseur propre de l'Index*. This muscle is long and thin; broader in the middle than at the extremities; and is situate at the posterior part of the forearm. It arises from the posterior surface of the ulna, and is inserted at the posterior part of the upper extremity of the second and third phalanx of the index finger. It extends the three phalanges of the index finger; and has, besides, the same uses as the other extremities of the fingers.

EXTENSOR PROPRIUS MINIMI DIGITI, *Epicondyla-sus-phalangetien du petit doigt*,—(Ch.) (F.) *Extenseur propre du petit doigt*. Situate on the inside of the *Extensor communis digitorum*. It arises from the external condyle of the os humeri and the aponeurotic septa seated between it, the extensor communis digitorum, and the extensor carpi ulnaris; and is inserted into the last two phalanges of the little finger. Its use is to extend the little finger, and even the hand upon the forearm.

EXTENSOR PROPRIUS POLLICIS PEDIS; *E. proprius Hallucis, E. Longus* (DOUGLAS,) *E. pollicis longus, Péronéo-sus-phalangien du pouce, Péronéo-sus-phalangetien du pouce*,—(Ch.) This muscle is situate at the anterior part of the leg. It is fleshy, broad, flat above; small and tendinous below. It arises from the anterior part of the middle third of the fibula, and is inserted into the posterior part of the superior extremity of the last phalanx of the great toe. It extends the last phalanx of the great toe upon the first, and the first upon the first metacarpal bone.

EXTENSOR PRIMI INTERNODII, *E. pollicis brevis*—e. *Secundi internodii, E. pollicis brevis, Extensor longus pollicis*—e. *Secundi internodii indicis proprius, E. proprius indicis*—e. *Tertii internodii, E. longus pollicis*—e. *Tertii internodii indicis, Prior annularis*—e. *Tertii internodii minimi digiti, Abductor minimi digiti*—e. *Ossis metacarpi pollicis manus, Abductor longus pollicis*—e. *Pollicis longus, E. proprius pollicis pedis*—e. *Pollicis secundus, E. Longus pollicis*—e. *Minor pollicis manus, E. pollicis brevis*—e. *Primus pollicis, Abductor longus pollicis*.

EXTENSOR TARSII MAGNUS; *E. Tarsi suralis*. A name given, by some anatomists, to the gastrocnemius and soleus combined.

EXTENSOR TARSII MINOR, Plantar muscle.

EXTENUATIO, Emaciation.

EXTERGENTIA, Detergents.

EXTERNAL DISEASES, *Extrin'sic Diseases, Morbi extrin'seci, Surgical diseases*, (F.) *Maladies externes*. Those diseases which occupy the surface of the body, and which form

the object of surgical pathology, requiring, generally external means, or surgical operations.

EXTERNUS AURIS, Laxator tympani—e. *Mallei, Laxator tympani*.

EXTESICULATUS, Castratus, Eunuch.

EXTINCTIO, Death—e. *Hydrargyri, Extinction of Mercury*—e. *Mercurii, Extinction of Mercury*.

EXTINCTIO VOICIS, (F.) *Extinction de voix*. The French use this term for cases in which the voice is not wholly suppressed, but produces only feeble sounds:—*Incomplete aphonia*.

EXTINCTION OF MERCURY, *Extinctio Mercurii* vel *Hydrargyri*. Trituration of mercury with lard or other substance, until the metallic globules disappear. The mercury is then so divided, that it forms a black powder, generally considered to be a protoxide of mercury, but, perhaps, erroneously.

EXTIRPATIO LINGUÆ, *Glossosteresis*—e. *Testiculorum, Castratio*.

EXTIRPATION, *Extirpatio, Exstirpatio, Ablatio, Alpha'esis*, from *extirpare, (ex, and stirps)*, 'to root out.' The complete removal or destruction of any part, either by cutting instruments or the action of caustics. Thus, we speak of the extirpation of cancer, polypus, encysted tumour, &c.

EXTOMIUS, Eunuch.

ECTOZOA, Ectozoa.

ECTOZOAIRES, Ectozoa.

EXOZOARIA, Ectozoa.

EXTRA-PELVIO-PUBI-TROCHANTÉRIEN, *Obturator externus*.

EXTRACT, *Extractum*—e. of *Aconite, Extractum aconiti*—e. of *Aconite, alcoholic, Extractum aconiti alcoholicum*—e. of *Aloes, purified, Extractum aloes purificatum*—e. of *Bark, Extractum cinchonæ*—e. of *Bark, resinous, Extractum cinchonæ resinosum*—e. of *Belladonna, Extractum belladonnæ*—e. of *Belladonna, alcoholic, Extractum belladonnæ alcoholicum*—e. of *Bittersweet, Extractum dulcamaræ*—e. of *Broom tops, Extractum acuminum genistæ*—e. of *Butternut, Extractum juglandis*—e. of *Cascarilla, resinous, Extractum cascarillæ resinosum*—e. of *Chamomile, E. anthemidis*—e. of *Cinchona, Extractum cinchonæ*—e. of *Colocynth, Extractum colocynthidis*—e. of *Colocynth, compound, Extractum colocynthidis compositum*—e. of *Dandelion, Extractum taraxaci*—e. of *Elatarium, Extractum elaterii*—e. of *Ergot, Ergotin*—e. of *Gentian, Extractum gentianæ*—e. of *Hemlock, Extractum cicutæ*—e. of *Hellebore, black, Extractum hellebori*—e. of *Hemlock, alcoholic, Extractum conii alcoholicum*—e. of *Henbane, Extractum hyoscyami*—e. of *Henbane, alcoholic, Extractum hyoscyami alcoholicum*—e. of *Hops, Extractum humuli*—e. of *Jalap, Extractum jalapæ*—e. of *Lettuce, Extractum lactucæ*—e. of *Liquorice, Extractum glycyrrhizæ*—e. of *Logwood, Extractum hæmatoxyli*—e. of *Mayapple, Extractum podophylli*—e. of *Meat, saponaceous, Osmazome*—e. of *Oak bark, Extractum corticis quercus*—e. of *White poppy, Extractum papaveris*—e. of *Quassia, Extractum quassia*—e. of *Quinia, Extractum quiniæ*—e. of *Rhatany, Extractum krameria*—e. of *Rhubarb, Extractum rhei*—e. of *Rue, Extractum rutæ*—e. of *Sarsaparilla, Extractum sarsaparillæ*—e. of *Savine, Extractum foliorum sabinæ*—e. of *Stramonium, Extractum stramonii*—e. of *Valerian, Extractum*

valerianæ—e. of Wormwood, *Extractum cacuminum absinthii*.

EXTRACTIF, Extractive.

EXTRACT'ION, Extractio, Exæresis, Exogogē, Exolē, Exelēys'mus, Enchylo'sis, from *extrahere, (ex, and trahere,)* 'to draw out.' The act of removing an extraneous substance from any part of the body. Thus, a splinter is said to be extracted. It is, also, applied to the removal of certain parts. The cataract is said to be *extracted*: a tooth is *extracted*, when carious, &c.

EXTRACTIVE, (F.) Extractif. Same etymon. A peculiar, immediate principle, which has been admitted in extracts. Thus, *bitter extractive* is the immediate principle of bitter vegetables, &c.

EXTRACTUM, Extract, Ecchylo'ma, (F.) Extrait. An extract is prepared by evaporating vegetable solutions, till a tenacious mass is obtained. When prepared from an infusion or decoction, it is called a *watery*,—from a tincture, a *spirituous extract*. Both kinds contain all the principles of the vegetable, that are soluble in the menstrua with which they are prepared; but the volatile parts are dissipated, and some of the fixed parts are decomposed; the proper extractive is oxygenized, and the virtues of the vegetable substance consequently altered or destroyed. Extracts are *hard* or *soft*; the consistence of the soft being such as to retain the pilular form without the addition of a powder. A patent was taken out some years ago by a Mr. Barry, of London, for preparing them in vacuo; and, as the temperature is much lower than in the ordinary method, the virtues of the plant are less altered, and the extracts are generally green. Extracts are also prepared by displacement or percolation. They have, likewise, received different names according to their predominant principle. The *gummy* or *mucous*, or *mucilaginous*, are those which are mainly composed of gum or mucilage. Gum tragacanth may be considered a pure gummy extract. *Gelatinous extracts* are those composed especially of gelatin; *resinous extracts*, those of a resinous character; *extracto-resinous*, those composed of extractive or colouring matter and resin; *gum-resinous*, those containing gum and resin; and *saponaceous* or *saponaceous saline*, those containing a notable quantity of saline substances and a resinous matter, so combined with mucus and other soluble substances, that they cannot be separated.

EXTRACTUM ABSINTHII CACUMINUM, Extract of wormwood. (A decoction defecated and evaporated.) The flavour is dissipated along with the essential oil. It is a bitter tonic. Dose, gr. x. to ℥j in pill.

EXTRACTUM ACONITI, Extract of Aconite, Succus spissatus aconiti napelli, (from the inspissated juice without defecation.) It is esteemed to be narcotic and diuretic; and has been given in the cases referred to under aconitum. Dose, gr. j. gradually increasing it.

EXTRACTUM ACONITI ALCOHOLICUM, Alcoholic Extract of Aconite, (Aconit. in pulv. crass. ℥j; Alcohol. dilut. Oiv. Moisten the aconite with half a pint of diluted alcohol: let it stand for 24 hours: transfer it to a displacement apparatus, and gradually add the remainder of the diluted alcohol. When the last portion of this has penetrated the aconite, pour in from time

to time water sufficient to keep the powder covered. Stop the filtration when the liquid passes begins to produce a precipitate, a falls, in that which has already passed. D off the alcohol, and evaporate to a proper sistence. (Ph. U. S.)

EXTRACTUM ALIOES PURIFICATUM, Purified extract of aloes. (The gummy part extra by boiling water, defecated and inspissated. Dose, gr. v. to gr. xv.

EXTRACTUM ANTHEMIDIS, E. anthemidis. bilis, E. chamæmeli, E. florum chamæ. Extract of Chamomile. The volatile oil dissipated in this preparation. It is a grateful bitter, and is tonic and stomachic. Dose, gr. x. to gr. xx in pills.

EXTRACTUM ASPARAGI, see Asparagus.
EXTRACTUM BELLADONNÆ, Succus spissatus atropæ belladonnæ, Extract of Belladonna (an expressed juice inspissated.) Proper same as those of the plant. Dose, gr. ½, gradually increased. It dilates the pupil when plied to the eye.

EXTRACTUM BELLADONNÆ ALCOHOLICUM, alcoholic extract of Belladonna. (Prepared) the Extractum aconiti alcoholicum. Ph. U.

EXTRACTUM CASCARILLÆ RESINOSUM, Resinous extract of cascarilla, (Cort. cascarille pulv. crass. ℥j, Sp. vini rect. ℥iv.) Digest four days; then decant and strain; boil residuum in ten pints of water to two; filter and evaporate the decoction, and distil the tincture in a retort, till both are thickened; mix and evaporate to a pilular consistence. Dose, gr. x to gr. xx in pills.

EXTRACTUM CATHARTICUM, E. Colocynthis compositum—e. Catechu, Catechu—e. C. mameli, E. Anthemidis—e. Cicutæ, E. Co

EXTRACTUM CATROLICUM, (F.) Extrait catholique. This epithet is given to pills composed of aloes, black hellebore, and colocy resin of jalap, and scammony. See, also, Extractum colocynthidis compositum.

EXTRACTUM CINCHONÆ, Extract of Cinchona, E. Corticis Peruviani, E. Cincho Mollē, E. of Bark. (A decoction evaporated) The active principles are similar to those the bark in substance; but it is not so effect—owing to the chymical change induced in drug during the boiling. When reduced, drying, to a state fit for being powdered, is called the *Hard Extract of Bark, Extract of Corticis Peruviani durum, E. Cinchona rum.* Dose, gr. x. to ʒss.

EXTRACTUM CINCHONÆ RESINOSUM, E. Cinchona lancifolia, E. Cinchona Rubra resinum, Resinous Extract of Bark, E. Cincho Resina. The aqueo-spirituous extract contains both the extractive and resin of the bark. Dose, gr. x. to xxx.

Extractum Cinchonæ of the Pharmacopoeia of the United States, (1842,) is directed to be prepared as follows:—*Peruvian Bark*, in coarse powder, ℥j; *Alcohol*, Oiv; *Water*, a sufficient quantity. Macerate the Peruvian bark in the alcohol for four days; then filter by a displacement apparatus, and when the liquid ceases to pass, pour gradually on the water sufficient to keep its surface covered. When the filtered tincture measures four pints set it aside, and proceed with the filtration till six pints of infusion are obtained. Distil the alcohol from the tincture and evaporate

infusion till the liquids are respectively brought to the consistence of thin honey; then mix and evaporate to form an extract.—Ph. U. S.)

EXTRACTUM COLOCYNTHIDIS, *Extract of Colocynth.* A cathartic, in the dose of from gr. v. to ʒss.

EXTRACTUM COLOCYNTHIDIS COMPOSITUM, *Extractum Catharticum, E. Catholicum, E. Quercetani, Compound Extract of Colocynth.* (*Colocynth. pulp. concis. ʒvj. Aloes pulv. ʒij; Scammony. pulv. ʒiv; Cardamom. pulv. ʒj; Alcohol. dilut. cong.* Macerate the pulp in the spirit at a gentle heat for four days; strain: add the aloes and scammony; then distil off the spirit and mix in the cardamom seeds. Ph. U. S.) It is a powerful cathartic, and is used in obstinate visceral obstructions, &c. Dose, gr. vj to ʒss.

EXTRACTUM CONII, *E. Cicuta, Succus cicuta spissatus, Extract of Hemlock, Succus spissatus conii maculati.* (*Expressed juice inspissated without defecation.*) Employed in the same cases as the conium. Dose, gr. iij to ʒj.

EXTRACTUM CONII ALCOHOLICUM, *Alcoholic Extract of Hemlock.* (Prepared like the Extractum aconiti alcoholicum.—Ph. U. S.)

EXTRACTUM CONVULVULI JALAPÆ, *E. jalapæ* —e. Corticis Peruviani, E. Cinchonæ.

EXTRACTUM DULCAMARÆ, *Extract of Bittersweet.* (Prepared by displacement from bitter-sweet in coarse powder.—Ph. U. S.)

EXTRACTUM ELATERII, *Elaterium, Extract of Elaterium.* (*The fecula of the expressed juice.*) It is violently cathartic, hydragogue, and sometimes emetic. Dose, gr. ss. every hour till it operates.

EXTRACTUM ERGOTÆ, *Ergotin.*

EXTRACTUM GENIŦÆ CACUMINUM, *Extract of Broom Tops.* Diuretic and stomachic. Dose, ʒss to ʒj.

EXTRACTUM GENTIANÆ, *Ext. Gentianæ luteæ, Ext. Radicis Gentianæ, Extract of Gentian.* (*The evaporated decoction.*) Prepared also by displacement.—Ph. U. S.) Properties like the Gentian. Dose, gr. x. to ʒss.

EXTRACTUM GLYCYRRHIZÆ; *Extract of Licorice.* (*The evaporated decoction.*) It is demulcent, taken *ad libitum.*

Refined Licorice, which is sold in the form of cylinders, is made by gently evaporating a solution of the pure extract of licorice with half its weight of gum Arabic, rolling the mass and cutting it into lengths, and then polishing, by rolling them together in a box.

EXTRACTUM HÆMATOXYLI, *E. Hæmatoxyli Campechani, E. Scobis Hæmatoxyli, Extract of Logwood.* (*The evaporated decoction.*) It is astringent. Dose, gr. x. to ʒj.

EXTRACTUM RADICIS HELLEBORI NIGRI, *Ext. of Black Hellebore root, E. Hellebori nigri.* (*The evaporated decoction.*) In large doses, this is cathartic; in smaller, diuretic, resolvent (?) and emmenagogue (?). Dose, as a cathartic, gr. x to ʒj; as an emmenagogue, &c. gr. iij to gr. x.

EXTRACTUM HELLEBORI, of the Pharmacopœia of the United States (1842) is prepared from Black Hellebore, in coarse powder, like the Extractum aconiti alcoholicum.

EXTRACTUM HUMULI, *Extract of hops, (the evaporated decoction.)* It is tonic, anodyne(?), diuretic (?). Dose, gr. v to ʒj.

EXTRACTUM HYOSCYAMI, *Extract of Henbane, Succus spissatus Hyoscyami nigri, Succ. Spiss. Hyoscyami.* (*The expressed juice, inspissated without defecation.*) Its virtues are narcotic. Dose, gr. v. to ʒss.

EXTRACTUM HYOSCYAMI ALCOHOLICUM, *Alcoholic Extract of Henbane.* (Prepared from leaves of Hyoscyamus, in coarse powder, like the Extractum aconiti alcoholicum.—Ph. U. S.)

EXTRACTUM JALAPÆ, *E. Convolvuli Jalapæ, E. Jalapæ, Extract of Jalap, E. Jalapæ.* (*A spirituous tincture distilled; and an aqueous decoction evaporated; the residua being mixed together: kept both soft and hard.*) It is cathartic and hydragogue. Dose, gr. x. to ʒj.

EXTRACTUM JALAPÆ of the Ph. U. S. is prepared like the Extractum cinchonæ. Ph. U. S.

EXTRACTUM JALAPÆ RESINOSUM, *Resinous Extract of Jalap.* This is cathartic.

EXTRACTUM JUGLANDIS, *Extract of Butter-nut.* (Prepared by displacement from butter-nut, in coarse powder.—Ph. U. S.)

EXTRACTUM KRAMERIÆ, *Extract of Rhatany.* (Prepared by displacement from rhatany, in coarse powder.—Ph. U. S.)

EXTRACTUM LACTUCÆ, *Extract of Lettuce, Succus spissatus Lactucæ sativæ.* (*Leaves of fresh lettuce ʒij; heat them in a stone mortar, sprinkling them with water; then express the juice and evaporate, without allowing it to subside, until it acquires a proper degree of consistence.*) It is said to be narcotic and diaphoretic. Dose, gr. iij. to gr. x.

An extract is, sometimes, made from the juice of the *wild lettuce, Lactuca virosa*, which is regarded as diuretic.

EXTRACTUM MARTIS ACETICUM, *Ferri Acetas* —e. Nucis Vomicae Spirituosum, see Strychnos nux vomica.

EXTRACTUM OPII, *E. Opii aquosum, E. Thebaicum, Extract of Opium, E. Opii gummosum, Laudanum opium seu simplex, Opium colatum seu depuratum.* (*A watery solution defecated and evaporated.*) Dose, gr. ss. to gr. v.

EXTRACTUM PANCHYMOGUM. A drastic medicine, composed of *colocynth*, bruised with its seeds; *senna* bruised; *black hellebore root*, *Agaric*, *Scammony* in powder, *Extract of Aloes* and *Powder of Diarrhodon*.

EXTRACTUM PAPAVERIS, *E. Papaveris somniferi, E. Papaveris albi, Extract of white poppy.* (*The decoction evaporated.*) It possesses nearly the same virtues as opium, but is weaker. Dose gr. ij. to ʒj.

EXTRACTUM PODOPHYLLI, *Extract of May-apple.* (Prepared from podophyllum, in coarse powder, in the same manner as the Extract of cinchona—Ph. U. S.)

EXTRACTUM PURGANS, see *Hedera helix*—e. Quercetani, E. Colocynthidis compositum.

EXTRACTUM QUASSIÆ, *Extract of Quassia.* (Prepared by displacement from Quassia rasped—Ph. U. S.)

EXTRACTUM CORTICIS QUERCUS, *Extract of oak bark.* (*The decoction evaporated.*) It is astringent and tonic.

EXTRACTUM QUINIÆ, *Quinia sulphas impuræ.* This is made by evaporating the liquor poured off the crystals of sulphate of quinia to the consistence of a pilular mass. Twenty-four grains will generally arrest an intermittent.

EXTRACTUM RHEI, *Extract of Rhubarb.* Uses,

like those of the powdered root. Dose gr. x. to ʒss.

EXTRACTUM RUDII, *Extract of Rudiis*, (F.) *Extrait de Rudiis*. Pills made of colocynth, agaric, scammony, roots of black hellebore and jalap, socotrine aloes, cinnamon, mace, cloves, and alcohol.

EXTRACTUM RUTÆ GRAVEOLENTIS, *E. foliorum Ruta*, *Extract of Rue*, *Extractum Ruta*. (A decoction evaporated.) Tonic, stomachic. The volatile oil being dissipated in the boiling, this is not a good preparation. Dose, gr. x. to ʒj.

EXTRACTUM FOLIOBUM SABINÆ, *Extract of Savine*. (A decoction evaporated.) Tonic. The same remarks may be made on this preparation as on the last. Dose, gr. x. to ʒss.

EXTRACTUM SARSAPARILLÆ, *Extract of Sarsaparilla*. (A strained decoction evaporated.) Virtues the same as those of the powdered root. Dose, gr. x to ʒj.

Extractum Sarsaparillæ of the United States Pharmacopœia, (1842,) is prepared from Sarsaparilla, in coarse powder, like the *Extractum aconiti alcoholicum*.

EXTRACTUM SATURNI, GOULARD'S, *Liquor plumbi subacetatis*—e. *Scobis hæmatoxyli*, *E. hæmatoxyli*.

EXTRACTUM STRAMONII, *Extract of Stramonium*. (Seeds of *Stramonium*, ʒj, boiling water, one gallon. Macerate for four hours in a vessel slightly covered, near the fire; then take the seeds out; bruise them in a stone mortar and return them again to the fluid when they are bruised. Boil the liquor down to 4 pints; and strain while it is hot. Finally, evaporate to a proper thickness. Ph. L.) In the Pharm. U. S., *Extractum Stramonii* is the expressed juice inspissated. The *Extractum Stramonii Seminis* is

made as follows:—*Stramonium seed*, ground into powder, ʒj. *Diluted Alcohol*, q. s. Having rubbed the powder with diluted alcohol, Oss, introduce the mixture into an apparatus for displacement, and pour upon it, gradually, diluted alcohol, till the liquor passes colourless. Distil off the alcohol from the filtered liquor, and evaporate the residue to the proper consistency. Used as a narcotic in asthma and other spasmodic affections. Dose, gr. ij. to gr. x.

EXTRACTUM TARAXACI, *Ext. Herbae Radicis Taraxaci*, *Extract of Dandelion*. (A strained decoction evaporated.) It has been considered deobstruent, laxative, and diuretic. Dose, gr. x. to ʒj.

EXTRACTUM THEBAICUM, *E. Opii*.
EXTRACTUM VALERIANÆ, *Extract of Valerian*. (An expressed decoction evaporated.) The virtues of the valerian being dependent upon its essential oil, this is an objectionable preparation. Dose, gr. x. to ʒj.

There are some other extracts in the American and other Pharmacopœias, but they are prepared in the ordinary mode, and possess merely the virtues of the plants. They are besides, generally of an unimportant character.

EXTRAIT, *Extract*—e. *Alcoolique de noix vomique*, see *Strychnos nux vomica*—e. *des Fruits*, *Rob*—e. *Hémostatique de Bonjean*, *Ergotin*.

EXTRA'NEOUS BODY, from *extra*, 'without,' *Corpus extra'neum*, *C. exter'num*, *C. aliénum*, (F.) *Corps étranger*. Any solid, liquid, or gaseous substance, inanimate or animate, proceeding from without or formed in the body; and which constitutes no part of the body, but occupies, in the substance of the textures or some of the cavities, a place foreign to it.

Extraneous bodies may be grouped as in the following table:

INANIMATE BODIES.	<ol style="list-style-type: none"> 1. Proceeding from without. 2. Formed in the body. 	<p>These are numberless. They may be introduced by the natural ways or by accidental openings.</p> <p>Calculi.</p> <p>Effusion of blood, pus, urine, or air, into parts not naturally containing them.</p>
ANIMATED BODIES.	<ol style="list-style-type: none"> 1. Participating in the life of the individual. 2. Having a separate existence. 	<p>Parasitic animals, as worms, &c.</p>

EXTRAVASATION, *Extravasatio*, from *extra*, 'out of,' and *vasa*, 'vessels.' Escape of a fluid,—*extravasatum*,—from the vessel containing it, and infiltration or effusion of the fluid into the surrounding textures.

EXTRAVASATUM, see *Extravasatio*.

EXTREMITY, *Extrem'itas*; from *extremus*, 'the outermost;' the end or termination of a thing. The limbs, *acroteria*, have been so called,—as the *upper and lower extremities*. It has been, also, used to express the last moments of life; as when we say, a patient is in 'extremity,' (F.) *le malade est à l'extrémité, à toute extrémité*. See *Membrum*.

EXTRIN'SIC, *Extrin'secus*. That which comes from without. This term has been used for muscles, which surround certain organs and attach them to the neighbouring parts; in order to distinguish them from other muscles, which enter into the intimate composition of these organs, and which have been named *intrinsic*.

Thus, there are extrinsic and intrinsic muscles of the tongue, ear, &c.

EXTROVERSI, *Extrophia*.
EXTUBERANTIA, *Protuberance*.
EXTUBERATIO, *Protuberance*.
EXTUMEFACTIO, *Swelling*.
EXTUS'SIO, from *ex*, and *tussis*, 'a cough,' 'I cough with expectation.'

EXU'BER, from *ex*, 'out of,' 'devoid of,' and *ubera*, 'the breasts,' *Apogalactos*. 'A child which has been weaned.'

EXULCERATIO, *Ethlimma*, *Ulceration*—e. *Uteri*, *Hysterelcosis*—e. *Ventriculi*, *Gastrelcosis*.

EXUMBILICATIO, *Exomphalos*.
EXUSTIO, *Cauterization*.
EXUTORIUM, *Fonticulus*.
EXUTORY, *Fonticulus*.
EYE, *Sax*, *eaz*, *Tenton*. A *uge*, *Oculus*, *Ops*, *Omma*, *Ophthal'mos*, *Illos*, *Op'tilos* (Doric), *Viso'rivum Org'anum*, (F.) *Œil*. The eye is the immediate organ of vision. It is seated

in the orbit, whilst its dependencies, called by Haller *Tutamina Oculi*, occupy the circumference of the cavity, and are composed of the eyebrows, the eyelids, cilia, glands of Meibomius, &c. The *Ball, Globe, or Bulb of the Eye, Bulbus Oculi*, is covered anteriorly by the tunica conjunctiva; is moved by six muscles, four *straight*, two *oblique*, and is constituted of membranes, as the *sclerotic, cornea, choroid, tunica Jacobi, retina, iris, hyaloid*; and in the fœtus, the *membrana pupillar*;—and of fluids, called *Humours or Media*,—the *aqueous, crystalline, and vitreous*. The vessels of the eye proceed from the ophthalmic artery. The nerves, except the optic, are chiefly furnished from the ophthalmic ganglion. The following are the dimensions, &c., of the organ, on the authorities of Petit, Young, Gordon, and Brewster:

Length of the antero-posterior diameter of the eye, - - - -	0.91
Vertical chord of the cornea, - - -	0.45
Versed sine of the cornea, - - -	0.11
Horizontal chord of the cornea, - - -	0.47
Size of pupil seen through the cornea, - - -	0.27 to 0.13
Size of pupil diminished by magnifying power of cornea to, - - -	0.25 to 0.12
Radius of the anterior surface of the crystalline, - - - -	0.30
Radius of posterior surface, - - -	0.22
Principal focal distance of lens, - - -	1.73
Distance of the centre of the optic nerve from the <i>foramen centrale</i> of Sömmerring, - - - -	0.11

Distance of the iris from the cornea, - - -	0.10
Distance of the iris from the anterior surface of the crystalline, - - -	0.09
Field of vision above a horizontal line, 50°	} 120°
Field of vision below a horizontal line, 70°	
Field of vision in a horizontal plane, - - -	150°
Diameter of the crystalline in a woman above fifty years of age, - - -	0.378
Diameter of the cornea, - - - -	0.400
Thickness of the crystalline, - - -	0.172
Thickness of the cornea, - - - -	0.042

EYE, APPLE, see Melum—e. Glass, Scaphium oculare, see Spectacles—e. Cat's, Amaurotic, see Amaurotic—e. Gum of the, *Chassie*—e. Lashes, Cilia—e. Lid, Palpebra—e. Lid, Granular, Trachoma—e. Melon, see Melum—e. Purulent, Ophthalmia, purulent, of infants—e. Salve, Singleton's, Unguentum Hydrargyri nitricooxydi; Eye-salve, Smellomè's, see Cupri subacetat—e. Sight of the, Pupil—e. White of the, see Sclerotic.

EYEBALM, Hydrastis Canadensis.

EYEBRIGHT, Euphrasia officinalis, Lobelia.

EYESTONE. The shelly operculum of small turbinidæ. Used at Guernæy to get things out of the eyes. Being put into the inner corner of the eye, under the eyelid, it will work its way out at the outward corner, and bring out any foreign substance with it.—Gray.

EYE OF TYPHON, Scilla—e. Water, common, Liquor zinci sulphatis cum camphorâ—e. Water, blue, Liquor cupri ammoniati—e. Watery, Epiphora.

F.

FABA ÆGYPTIACA, Nymphæa nelumbo—f. Cathartica, Jatropha curcas—f. Crassa, Sedum telephium—f. Febrifuga, Ignatia amara—f. Græca, Diospyros lotus—f. Indica, Ignatia amara—f. Pechurei, Tetranthera Pechurim—f. Pechurim, Tetranthera pechurim—f. Purgatrix, Ricinus communis—f. Sancti Ignatii, Ignatia amara—f. Suilla, Hyoscyamus.

FABÆ, Onisci aselli.

FABAGELLE, Zygophyllum fabago.

FABARIA CRASSULA, Sedum telephium.

FABRICA ANDROGYNA, Hermaphroditus.

FACE, *Facies, Vultus, Voltus, Proso'pon*, (F.) *Face*. The face is the anterior part of the head. It is formed of 13 bones, viz. the two superior maxillary, the two malar, the two ossa nasi, the two ossa unguis, the vomer, the two ossa spongiosa inferiora, the two palate bones, and the inferior maxillary, without including the frontal portion of the os frontis, and the 32 teeth, which may be considered to form part of it. Its numerous muscles are chiefly destined for the organs of sight, hearing, taste, and smell. Its arteries proceed from the external carotid: its veins end in the jugular, and its nerves draw their origin immediately from the brain.

The face experiences alterations in disease, which it is important to attend to. It is yellow in jaundice, pale and puffy in dropsy; and its expression is very different according to the seat of irritation, so that, in infants, by an at-

tention to *medical physiognomy*, we can often detect the seat of disease.

Hippocrates has well depicted the change which it experiences in one exhausted by long sickness, by great evacuations, excessive hunger, watchfulness, &c., threatening dissolution. Hence this state has been called *Facies Hippocratica, Facies Cadaverica, F. Tortura's*. In this, the nose is pinched; the eyes are sunk; the temples hollow; the ears cold, and retracted: the skin of the forehead tense, and dry; the complexion livid; the lips pendent, relaxed, and cold, &c.

The term *Face*, (F.) is likewise given to one of the aspects of an organ; thus, we say, the *superior face of the stomach*.

FACE, INJECTÉE, see *Vultueux*—f. *Vultueux*, see *Vultueux*.

FACETTE', (F.) Diminutive of *face*. A small face: a small, circumscribed portion of the surface of a bone, as the *articular facette of a bone*.

FACHUNGEN, MINERAL WATERS OF, These springs are at no great distance from those of Geilenau. They contain free carbonic acid; carbonate, sulphate, and phosphate of soda; chloride of sodium, carbonate of lime, magnesia and iron.

FACIAL, *Facialis*. Belonging to, or connected with, the face.

FACIAL ARTERY, *Facial artery, Angular or external maxillary artery, A. palato-labial*—(Ch); is a branch of the external carotid, which

risers beneath the digastricus, and is distributed to almost every part of the face. It furnishes the *inferior palatal, submental, superior labial, inferior labial, and dorsalis nasi*.

FACIAL NERVE, *Portio dura of the 7th pair, Ramus durior septima conjugationis, Sympatheticus minor, Respiratory nerve of the face, Pars septimum sive faciale, Communicans faciei nervus*. This nerve arises from the inferior and lateral part of the tuber annulare, in the groove which separates it from the medulla oblongata, external to the corpora olivaria, and by the side of the auditory nerve. It issues from the cranium by the *meatus auditorius internus*; enters the aqueduct of Fallopius; receives a branch of the Vidian nerve; sends off filaments to the internal muscles of the malleus and stapes; furnishes that called *Chorda Tympani*; makes its exit at the foramen stylo-mastoideum, and divides into two branches—the *temporo-facial, and cervico-facial*. On the face it is termed, *Pes anserinus, Plectus nervorum anserinus*.

FACIAL VEIN, *Palato-labial*—(Ch.) arises between the skin and frontalis muscle, and bears the name *V. Frontalis*; (F.) *Veine frontale* ou *V. Préparate*. It then descends, vertically, towards the greater angle of the eye, where it is called *Angularis*; and afterwards descends, obliquely, on the face, to open into the internal jugular, after having received branches, which correspond with those of the facial artery. It is only in the latter part of its course that it is called *Facial Vein*. Chaussier calls the external carotid artery, *Facial Artery*.

FACIENT, faciens, 'making,' from *facio*, 'I make.' A suffix, as in *Calefacient, Rubefacient, &c.*, 'warm making,' 'red making.'

FACIES, Face—*f. Cadaverica*, see *Face*—*f. Concava pedis, Sole*—*f. Hippocratica*, see *Face*—*f. Inferior pedis, Sole*—*f. Tortualis*, see *Face*.

FACTICE, Factitious.

FACTITIOUS, Factitius, (F.) *Facticio*, from *facere*, 'to make.' Artificial. That which is made by art, in opposition to what is natural or found already existing in nature. Thus, we say *factitious mineral waters* for artificial mineral waters.

FACULTAS, Faculty—*f. Zotica, Vis vitalis*.

FACULTATES NATURALES, see *Function*.

FACULTY, Facultas, Dynamis, Power, Virtue. The power of executing any function or act. The collection of the *intellectual faculties* constitutes the *understanding*. We say, also, *vital faculties* for *vital properties, &c.*

FÆCAL RETENTION, Constipation.

FÆCES, Plural of Fæx; Fæces, Chærsa, 'the dregs of any thing.' *Fæculence*, (F.) *Fæces*. The alvine evacuations are so called; (F.) *Gardërobës*; the excrements, *Impuritates alvine, Fæcal matter*. See *Excrement*.

FÆCES INDURATÆ, Scybala.

FÆCOSITAS, Fæculence.

FÆCULA, Fæcula.

FÆCULENTIA, Fæculence.

FÆCUNDATIO, Fæcundatio.

FÆCUNDITAS, Fæcundity.

FÆX, Fæculence.

FAGARA OCTAN'DRA, Elaphrium tomentosum, Am'yris tomentosum, from fagus, 'the beech,' which it resembles. The systematic name of the plant, which affords *Tacamahaca*, a resinous substance, that exudes from the

tree *Tacamahaca*, which has a fragrant, delightful smell, was formerly in high estimation, as an ingredient in warm, stimulating plasters, and was given internally like the balsams generally. The *East India Tacamahac, Balsamum Vir'idë, O'leum Mar'ice, Balsamum Cal'aba, Balsamum marie, Baume vert*, is yielded by the *Calophyllum inophyllum*.

The name *Tacamahac* is also given to a resin furnished by *Populus balsamifera*, which grows in the northern parts of America and Siberia.

FAGARA PIPERITA, (F.) Fagarier piperis; a native of Japan, possesses the qualities of pepper, and is used as such by the Japanese. It is, also, employed as a rubefacient cataplasm.

FAGARIER POIVRÉ, Fagara octandra.

FAGOPYRUM, Polygonum fagopyrum.

FAGUS CASTANEA. The systematic name of the *Chestnut Tree; Castanea, C. vulgaris, Castanea vesca, Lo'pima, Mota, Glans Iovis* THEOPHRASTI, *Jupiter's Acorn, Sardinion Acorn*; the Common Chestnut, (F.) *Chataignier commun. Family, Amentaceæ. Sez. Syst. Monœcia Polyandria*. The Chestnut, *Castanea nux*, (F.) *Chataigne*, is farinaceous and nutritious, but not easy of digestion.

FAGUS CASTANEA PUMILA. The *Chin'capin* or *Chinguapin, Castanea Pumila, (F.) Chataignier nain*. The nut of this American tree is eaten like the chestnut. The bark, *Castanea, (Ph. U. S.)* has been used in intermittents.

FAGUS SYLVATICA. The systematic name of the *Beech, Fagus, Oxya, Balan'da, Valan'dis; the Beech Tree, (F.) Hêtre*. The *Beech-nut* or *Beech-mast, (F.) Faine*, affords an oil; by expression, which is of a palatable character, and is eaten in some places instead of butter. It has been supposed to be a good vermifuge, but it is no better than any mild oil.

FAIBLESSE, Debility.

FAIM, Hunger—*f. Canine, Boulimia*—*f. de Loup, Fames lupina*.

FAINE, see Fagus sylvatica.

FAINTING-FIT, Syncope.

FAIRBURN, MINERAL WATERS OF. The mineral waters at this place, which is in the county of Ross, in Scotland, are sulphureous, and frequented.

FAISCEAU, Fasciculus—*f. Petii, Fasciculus*.

FALCANDA, Scherlievo.

FALCIFORM, Falcisformis, Drepanoides, from *falx*, 'a scythe,' and *forma*, 'shape.' Having the shape of a scythe. This term has been applied to different parts. See *Falx* and *Sinus*.

FALCIFORM EXPANSION OF THE FASCIA LATA is the scythe-shaped reflection of the fascia lata, which forms, outwards and upwards, the opening for the vena saphæna, and is attached to the crural arch by its superior extremity, forming the anterior paries of the canal of the same name.

FALLACIA, Hallucination.

FALLACIA OPTICA. An optic illusion.

FALLOPIAN TUBE, see Tube, Fallopiæ.

FALLTRANCK, Faltranck (G.), literally, *a drink against falls*. A vulnerary. It is a mixture of several aromatic and slightly astringent plants, which grow chiefly in the Swiss Alps, and hence the name—*Vulnéraire Suisse* given to such dried plants cut into fragments. They are called, also, *Espèces Vulnéraires*, and *Thé Suisse*.

The infusion of the *Falltranck* is aromatic, and slightly agreeable, but of no use in the cases for which it has been particularly recommended.

FALMOUTH, CLIMATE OF. The climate of Falmouth in Cornwall, England, resembles that of Penzance: and, like it, is in many respects, a favourable retreat for the pthysical during the winter months.

FALSA VIA, False passage.

FALSE, *Falsus, Nothus, Pseudo, Spurious, Bastard, (F.) Faux.* This epithet has been frequently added to peripneumony, pleurisy, &c., to designate a disease similar to these, but less severe. Most commonly, a severe catarrh or pleurodynia has received the name. See Peripneumonia notha.

FALSE PASSAGE, Falsa Via, (F.) Fausse Route. An accidental passage, made in surgical operations, and particularly in introducing the catheter. The catheter is sometimes passed through into the rectum.

FALSE WATERS, Hydrallantæ, False Delivery. Water, which sometimes collects between the amnion and chorion, and is commonly discharged before the birth of the child.

We say, also, *False Ribs, False Rhubarb, &c.*

FALSETTO VOICE, see Voice.

FALSIFICATION, Adulteratio, from *falsus,* 'false,' and *facere,* 'to make.' A fraudulent imitation or alteration of an aliment or medicine by different admixturea. *Manganium, Mangansatio.* It is synonymous with *adulteration* and *sophistication.*

TABLE OF COMMON FALSIFICATIONS OF SOME OF THE MOST USEFUL DRUGS, &c.

MEDICINES.	ADULTERATIONS.	MODE OF DETECTION.
ACACIÆ GUMMI.	<i>Gum Senegal.</i> <i>Sulphuric Acid.</i>	G. S. is clammy and tenacious. The A. G. is perfectly soluble in water, and its solution limpid. Acetats of barytes causes a white precipitate.
ACETUM DESTILLATUM.	<i>Nitric Acid.....</i> <i>Copper.....</i> <i>Lead.</i>	By evaporating it, the residuum deflagrates, when thrown on burning charcoal. Supersaturate with ammonia—a blue colour is produced. Sulphuretted hydrogen causes a dark precipitate.
ACIDUM MURIATICUM.	<i>Sulphuric Acid.</i>	Deposites by evaporation the salts it may contain; precipitates with solution of hydrochlorate of baryta if it contains sulphuric acid.
— NITRICUM.	<i>Muriatic and Sulphuric Acid.</i>	The presence of chlorine is indicated by a precipitate with nitrate of silver: that of sulphuric acid by the same result with hydrochlorate of baryta.
— SULPHURICUM.	<i>Muriatic and Nitric Acids.</i>	The presence of muriatic and nitric acid is indicated by the smell, when the acid tested is strongly heated.
— CITRICUM.	<i>Tartaric and Oxalic Acids.</i>	Their presence is indicated by forming a granular sediment in a concentrated solution of a neutral salt of potassa.
ÆTHER RECTIFICATUS.	<i>Too dilute.</i> <i>Sulphuric Acid.....</i> <i>Alcohol.....</i>	Its S. G. detects this. By acetate of barytes. Precipitate white. With phosphorus a milky instead of limpid solution is formed.
AQUA AMMONIÆ.	<i>Carbonic Acid.</i>	A precipitation occurs on adding a solution of muriate of lime.
AMMONIÆ CARBONAS.	It should be capable of complete volatilization by heat.
AMMONIACUM.....	The <i>Guttæ Ammoniaci</i> are white, clear, and dry.
ANTIMONII SULPHURETUM.	<i>Lead.</i> <i>Arsenic.....</i> <i>Manganese and Iron.</i> <i>Copper.....</i>	The <i>lump Ammoniacum, lapis Ammoniaci,</i> is often adulterated with common resin. It ought to be entirely volatilized by a red heat. Imparts a foliated texture, and is not vaporizable. A smell of garlic is emitted when thrown on live coals, &c. Are not vaporizable.
ARGENTI NITRAS.	<i>Nitrate of Potassa.</i>	The solution assumes a blue colour, when supersaturated with ammonia. It may be suspected when the salt deliquesces.
ARSENICUM ALBUM.	<i>Chalk, Sulphate of Lime, Sulphate of Barytes.</i>	The adulteration with nitrate of potassa is easily recognized by the fracture of a stick of it, which is radiated when pure, and granular if adulterated; or by precipitating a solution of the salts with a sufficient quantity of muriatic acid, and evaporating the clear liquor: the nitrate of potassa or other salts will remain.
BALSAMUM PERUVIANUM.	<i>A mixture of Resin and some Volatile Oil, with Benzoin.</i>	Not volatilizable by heat. Not easily detected.

MEDICINES.	ADULTERATIONS.	MODE OF DETECTION.
CALUMBA.	The true is distinguishable from the false Calumba by adding to an infusion of the root, a few drops of solution of sulph. iron, which gives to the infusion of the false Calumba, a greenish black colour; but produces no change in the other.
CAPSICUM. Cayenne Pepper.	Chloride of Sodium, Red Lead.	This disposes it to deliquesce. Digest in acetic acid, and add a solution of sulphuret of ammonia—a dark-coloured precipitate will be produced.
CASTOREUM. Castor.	A mixture of dried blood, gum ammoniac, and a little real castor, stuffed into the scrotum of a goat.	Smell and taste will generally detect the fraud.
CERA FLAVA. Yellow Wax.	Earth or Peasmeal..... Resin.....	May be suspected when the cake is brittle and colour grayish. Put it in cold alcohol, which will dissolve the resin, without acting on the wax.
CERA ALBA. White Wax.	Tallow.....	Is known by the greater softness and unctuousity, and its smell when melted. Turmeric is generally added in this case to obviate the paleness.
CINCHONA. Bark.	White Lead..... Tallow.....	Melt the wax, the oxide will subside. The cake has not its ordinary translucency.
COCCUS. Cochineal.	This is variously adulterated.	Can only be detected by practice, and examining into the quantity of quinia or cinchona it contains.
COPCAIBA. Balsam of Copaiva.	Pieces of dough formed in moulds, and coloured with cochineal.	Throw it into water, the adulteration will appear.
CROCUS. Saffron.	Oil.....	If it does not retain its spherical form when dropped into water, its adulteration may be inferred. Mix one part of strong liquid ammonia of 23°, with three parts of copaiba. If pure, the mixture will, in a few minutes, become transparent; if not, it will remain opaque.
CUBEBA. Cubebs.	Fibres of smoked Beef..	Affords an unpleasant odour when thrown on live coals.
CUSPARIÆ CORTEX. Angustura Bark.	Petals of the <i>Calendula officinalis</i> , and <i>Carthamus Tinctorius</i> .	Infuse the specimen in hot water, and the difference will be perceptible.
GUAIACI RESINA. Resin of Guaiacum.	Turkey Yellow Berries, or the dried fruit of the <i>Rhamnus Catharticus</i> .	Detected by attentive examination.
HYDRAEGYRI NITRICO-OXYDUM. Red Precipitate.	False <i>Angustura</i> sometimes sold for it.	The epidermis of the true <i>Cusparia</i> is characterized by being covered with a matter resembling the crust of iron.
HYDRARGYRI SUBMURIAS. Calomel.	Common Resin..... Manchineel Gum.....	Detected by the turpentine smell emitted when thrown upon hot coals. Add to the tincture a few drops of spirit of nitre, and dilute with water: the guaiacum is precipitated—the adulteration floats in the white strise.
HYDRARGYRI SUBMURIAS. Calomel.	Red Lead.....	Digest in acetic acid: add sulphuret of ammonia, which will produce a dark-coloured precipitate. It should be totally volatilized by heat.
HYDRARGYRI PHURETUM BRUM.	Corrosive Sublimate....	A precipitation will be produced by the carbonate of potass, from a solution made by boiling the suspected sample with a small portion of muriate of ammonia in distilled water; or, the presence of deutochloride of mercury is indicated, by warming gently a small quantity of calomel in alcohol, filtering and adding to the clear liquor some lime-water, by which a reddish yellow precipitate is afforded. When calomel is rubbed with a fixed alkali, it ought to become intensely black, and not exhibit any orange hue.
HYDRARGYRI PHURETUM BRUM.	Red Lead.....	Digest in acetic acid, and add sulphuret of ammonia—a black precipitate will be produced.
HYDRARGYRI PHURETUM GRUM.	Ivory Black.....	Throw a suspected portion on hot coals—the residuum will detect the fraud.

MEDICINES.	ADULTERATIONS.	MODE OF DETECTION.
IODINE.	The tests of its purity are—that it is perfectly soluble in ether—Heated on a piece of glass or porcelain, it sublimes without residuum.
JALAPE RADIX. <i>Jalap Root.</i>	<i>Bryony Root.</i>	Bryony root is of a paler colour, and less compact texture, and does not easily burn at the flame of a candle.
	<i>Lime.</i>	Detected by the solution in dilute sulphuric acid affording a precipitate with oxalate of ammonia.
MAGNESIA.	<i>Sulphuret of Lime.</i>	Gives off when moistened, the smell of sulphuretted hydrogen.
MAGNESIÆ SUBCARBONAS. <i>Carbonate of Magnesia.</i>	<i>Chalk.</i>	Detected by adding dilute sulphuric acid to the suspected substance, when, if chalk be present, there will be a white insoluble precipitate.
	<i>Gypsum.</i>	Boil in distilled water, and test the solution by a barytic and oxalic reagent.
MANNA.	A factitious article, consisting of honey or sugar mixed with scammony, is sometimes sold for it; but the colour, weight, transparency, and taste detect it.
MORPHIA ET EJUS SALES. <i>Morphine and its Salts.</i>	Morphia and its salts, when placed in contact with nitric acid, are coloured red; with per-salts of iron, blue. They are perfectly soluble in warm alcohol, and acidulated warm water. When morphia is mixed with narcotina, the adulteration is ascertained by mixing them with sulphuric ether, which dissolves the narcotina, without sensibly affecting the morphia.
	The bag must not appear to have been opened.
MORCHUS. <i>Musk.</i>	<i>Dried Blood.</i>	This may be suspected, if it emits a fetid smoke when inflamed.
	<i>Asphaltum</i>	Discovered by its melting and running, before it inflames.
	<i>Fine particles of Lead.</i>	Rub with water. The metallic particles will subside.
	<i>Fixed Oils.</i>	Touch writing paper with it, and hold it before the fire: fixed oil leaves a stain of grease.
OLEA DESTILLATA. <i>Essential Oils.</i>	<i>Alcohol.</i>	Add water. A milkiness and increase of temperature occurs.
OLEUM RICINI. <i>Castor Oil.</i>	<i>Olive or Almond or Poppy Oil.</i>	Alcohol S. G. .820, will mix with any proportion of castor oil, whilst it dissolves very little of the others.
	<i>Extract of Liquorice, Bullets and Stones sometimes in it; Extract of Poppy, of the Chelidonium majus, G. Arabic, G. Tragacanth, Linseed Oil, Cow's Dung.</i>	The best opium is covered with leaves and the reddish capsules of a species of <i>Rumex</i> . The inferior kinds have capsules adherent. It is bad when soft and friable, when intensely black or mixed with many impurities, and when sweet. The quantity of morphia affords the best test.
OPIUM.	<i>Chloride of Potassium.</i>	The adulteration is ascertained by precipitating a solution of the salt with nitrate of silver, and treating the precipitate with ammonia, which dissolves the chloride of silver, without acting upon the iodide of this metal.
POTASSII IODIDUM. <i>Iodide of Potassium.</i>	Leaves no residue when submitted to calcination: is perfectly soluble in warm alcohol, and in water slightly acidulated with sulphuric acid.
POTASSII HYDRIODAS. <i>Hydriodate of Potassa.</i>	
QUINIE SULPHAS. <i>Sulphate of Quinia.</i>	
STRYCHNIE ET EJUS SALES. <i>Strychnia and its Salts.</i>	<i>Bruca.</i>	They are free from brucia when no colour is produced by contact with nitric acid.
ZINCI OXYDUM. <i>Flowers of Zinc.</i>	<i>Chalk.</i>	Sulphuric acid excites an effervescence.
	<i>White Lead.</i>	Sulphuric acid forms an insoluble sulphate of lead.

FALTRANCK, Falltranck.

FALX. Anatomists have given this name to several membranous reflections having the shape of a falx or scythe.

FALX CEREBELLI, (F.) *Faux du cerveau, Falx minor, Septum Cerebelli, Septum medianum du cerveau* (Ch.), *Processus falciformis Cerebelli, Septum Parvum occipitale*, is a triangular process of the dura mater opposite the internal occipital protuberance. Its base is attached to the middle of the tentorium, and its top or apex bifurcates, to proceed to the sides of the foramen magnum. Its convex surface is towards

the cranium, and its concave in the fissure or groove, which separates the two lobes of the cerebellum.

FALX CEREBRI, (F.) *Faux du cerveau, Septum Cerebri, Falx major, Vertical superior longitudinal process, Mediastinum cerebri, Repli longitudinal de la meninge*, (Ch.), *Processus falciformis durae matris*. The greatest process of the dura mater. It extends from the fore to the hind part of the skull, on the median line; is broad behind, and narrow before, and is lodged in the groove which separates the hemispheres from each other—the *interlobar fis-*

sure. At its superior part is situated the longitudinal sinus (*superior*), and at its lower, corresponding to the edge of the scythe, the inferior longitudinal sinus. Its anterior extremity is attached to the *crista galli*; its posterior is continuous with the *tenorium cerebelli*, and contains the straight sinus.

FALX MAJOR, Falx cerebri—*f. Minor*, Falx cerebelli.

FALX OF THE PERITONEUM, GREAT, *Falx peritonei maxima*, (F.) *Grande faux du péritoine*, *Faux de la Veine Ombilicale*, Falx of the umbilical vein, is a reflection of the peritoneum, which ascends from the umbilicus to the anterior and inferior surface of the liver.

FALCES OF THE PERITONEUM, LESSER, *Falces Peritonei minime*, (F.) *Petites faux du péritoine*, are the lateral ligaments of the liver and the reflections which the peritoneum forms, raised up by the umbilical arteries.

FALX OF THE UMBILICAL VEIN, Falx, great, of the Peritoneum.

FAMELICA FEBRIS, from *fames*, 'hunger.' Fever accompanied with insatiable hunger.—*Sylvius*.

FAMELICUS, Hungry.

FAMES, Hunger—*f. Bovina*, *Boulimia*—*f. Canina*, *Boulimia*.

FAMES LUPINA, *Lycorezis*, (F.) *Faim de Loup*. Authors have described, under this name, a kind of boulimia, or deprivation of the digestive function, in which the patient eats voraciously, and passes his food, almost immediately afterwards, *per anum*.

FAMES, Contusio.

FAMIGERATISIMUM EMPLASTRUM, from *fama*, 'fame,' and *gero*, 'I wear.' A plaster, extolled in ague, and made of aromatic, irritating substances. It was applied to the wrist.

FAMILIARICA SELLA, Close stool.

FAMIS, Contusio.

FAMIX, Contusio.

FANCULUM, Anethum.

FANCY MARK, *Nævus*.

FANG, Radix.

FANON (F.), from (G.) *Fahne*, 'a banner,' 'ensign,' 'standard.' *Ferula*, *Lectulus stramineus*, *Thorulus stramineus*. A splint of a particular shape, employed in fractures of the thigh and leg to keep the bones in contact.

The *Fanons* were divided into *true* and *false*.

The *true* consists of a cylinder of straw, strongly surrounded with a cord or riband, in the centre of which a stick is usually placed to ensure its solidity. The *false* consists of a thick piece of linen, made flat, like a compress, and folded at the extremities. It was placed between the fractured limb and the *true fanon*. The *Drap-fanon* is a large piece of common cloth placed between the fractured limb, and in which the fanons or lateral splints are rolled.

FANTOM, *Phantom*, from *φαντασμα*, 'a spectre.' (F.) *Phantôme*, *Fantôme*, *Mannequin*, *Mannekin*. This word has two acceptations. It means the spectres and images which the imagination presents to the sick, when asleep or awake; and, also, the figure on which surgeons practise the application of bandages, or the accoucheur the manual part of midwifery,—*Phantoma obstetricium*.

FARCIMALIS MEMBRANA SEU TUNICA, *Allantois*.

FARCINOMA, *Equinia*.

FARCTURA, *Fartura*; from *farcire*, 'to stuff.' The operation of introducing medicinal substances into the cavities of animals or of fruits, which have been previously emptied.

FARCTUS, *Emphraxis*.

FARCY GLANDERS, see *Equinia*.

FARD, Plant.

FARFARA, *Tussilago*—*f. Bechium*, *Tussilago*.

FARINA, *Al'phiton*, *Crimmon*, *Al'eton*, *Aleu'ron*, *Ale'ma*, from *far*, 'corn,' of which it is made. *Meal* or *flour*. The powder, obtained by grinding the seeds of the gramineous, leguminous, and cucurbitaceous plants in particular. It is highly nutritious, and is much used, dietetically as well as medicinally.

FARINA AMYGDALARUM, see *Amygdala*.

FARINA TRITICI, wheaten flour; *F. Secalis*, Rye flour or meal; *F. Hordei*, Barley meal; *F. Avena'cea*, Oat meal, &c.

FARINE RESOLVENTES, (F.) *Farines Résolutives*. This name was formerly given to a mixture of the farina of four different plants; the lupine, *lupinus albus*, the *Ervum Ervilia*, the *Vicia faba*, and the Barley, *Hordeum distichum*. They were recommended to form cataplasms.

FARINA'CEOUS, *Farina'ceus*, *Farina'cus*, (F.) *Farineux*, *Mealy*. Having the appearance or nature of farina. A term given to all articles of food which contain farina. The term *Farinacea* includes all those substances, called *cerealia*, *legumina*, &c., which contain farina, and are employed as nutriment. In *Pathology*, the epithet *farinaceous*, (F.) *farineux*, is applied to certain eruptions, in which the epidermis exfoliates in small particles similar to farina.

FARINARIUM, *Alica*.

FARINES RESOLUTIVES, *Farine* resolventes.

FARINEUX, *Farinaceous*.

FARINOSUS, *Farinaceous*.

FARRIER, *Hippiater*.

FART, Sax. *Fart*, from Teut. *fahren*, 'to go'—*fart*, 'a voyage.' (G.) *Furz*, (L.) *Bdellus*, *Bdulus*, *Bdelyg'mia*, *Bdelyg'mus*, *Pordda*, *Physa*, *Physë*, *Flatus*, *Crepitus*, (F.) *Pt*. A sonorous or other discharge of wind from behind. A low word, but of respectable parentage.

FARTURA, *Fartura*.

FARTUS, *Emphraxis*.

FASCIA, from *fascis*, 'a bundle.' *Ligatio*, *Ligatura*, *Alligatura*, *Anadesmus*, *Vincula*, *Spar'ganon*, *Epidem'os*, *Vinctura*. A bandage, *fillet*, *roller*, *ligature*. The aponeurotic expansions of muscles, which bind parts together are, likewise, termed *Fasciæ*:—*Aponuroses*, *Perimys'ia*. See, also, *Tænia*.

FASCIA APONEUROTICA FEMORIS, *Fascia lata* aponeurosis—*f. Capitalis*, *Bonnet d'Hippocrate*, *Capelina*—*f. Capitis*, *Diadema*—*f. Cooperi*, *F. Transversalis*.

FASCIA CRIBRIFORM, *Fascia Cribriformis*. The sieve-like portion of the fascia lata; so called from its being pierced by numerous openings for the passage of lymphatic vessels.

FASCIA DENTATA, *Corps godronné* of *Vicq d'Azyr*. A band of gray matter seen beneath the *tænia hippocampi* on raising it up, which runs along the inner border of the cornu ammo-

mis. It is, as it were, crenated by transverse furrows.

FASCIA DIGITALIS, Gantelet—f. Diophtalmica, Binocular—f. Dividens, Dividing bandage—f. Heliodori, T. bandage.

FASCIA ILLIACA, Iliac aponeurosis. An aponeurosis, which proceeds from the tendon of the psoas minor, or which arises from the anterior surface of the psoas magnus, when the former muscle does not exist. It is attached, externally, to the inner edge of the crest of the ilium, below, and anteriorly—on one side, to the crural arch, sending an expansion to the fascia transversalis; and on the other, continuous with the deep-seated lamina of the fascia lata, which forms the posterior paries of the crural canal. Within and behind, the fascia iliaca is attached to the brim of the pelvis, and is continuous with the aponeurosis, which M. Jules Cloquet has called *Pelvic*. The iliac aponeurosis covers the iliac and psoas muscles, which it separates from the peritoneum.

FASCIA INGUINALIS, Spica.

FASCIA LATA. A name given by anatomists to an aponeurosis, and to a muscle.

FASCIA LATA APONEUROSIS, Fascia aponeurotica femoris, Vagina femoris, Crural or Femoral Aponeurosis, is the most extensive in the body, and envelops all the muscles of the thigh. *Above*, it is attached to the outer edge of the ilia; *before*, it arises from the crural arch by two distinct laminae, separated by the femoral vessels, and becoming confounded a little below the part where the great vena saphæna opens into the crural vein. Of these two laminae, the one is more anterior and thicker than the other, and may be considered as a prolongation of the aponeurosis of the external oblique. It is intimately united to Poupart's ligament. The other; which is thinner, is behind, and deeper seated; and, after its union with the former, proceeds to be inserted into the pubis. *Inferiorly*, the fascia lata becomes confounded with the tendon of the triceps, and is attached to the external tuberosity of the tibia. The use of the fascia lata, like that of other aponeuroses, is to strengthen the action of the muscles, &c.

FASCIA LATA MUSCLE, Tensor vaginae femoris, Fascialis, Membranosus, Ilio-aponeurosi-femoral, Musculus aponeurosis vel fascia latae, Musculus femoris membranosus, Ilio-aponeuroti-femoral—(Ch.) *Tenseur de l'aponeurose femorale.* A muscle, situate at the upper and outer part of the thigh. It arises, *above*, from the outer part of the anterior and superior spine of the ilium; and is inserted, *below*, between the two laminae of the fascia lata, which it stretches and raises when it contracts.

FASCIA, OBTURATOR, see Pelvic aponeuroses—f. Pelvic, Internal, see Pelvic aponeuroses—f. Pelvic, Lateral, see Pelvic aponeuroses—f. Pelvic, Superior, see Pelvic aponeuroses.

FASCIA PROPRIA. A layer of cellular tissue derived from the sheath of the femoral vessels,—or according to some from the cribriform fascia. It is one of the coverings of femoral hernia, and is generally pretty dense about the neck of the hernia; but thin or even wanting on its fundus.

FASCIA REPENS, Spica—f. Sculteti, Bandage of separate strips—f. Semicircularis, Tamia semicircularis—f. Spiralis, Ascia—f. Stellata, Stella—f. Submuscular, see Vaginal, (of the eye.)

FASCIA, SUBPERITONEAL, Subperitoneal aponeurosis. A thin tendinous layer on the outer surface of the peritoneum.

FASCIA SUPERFICIALIS, Superficial aponeurosis of the abdomen and thigh, (F.) Aponeurose superficielle de l'abdomen et de la cuisse. A very thin aponeurosis, which covers the muscles and aponeuroses of the abdomen; passes before the crural arch, to which it adheres with some degree of force; sends a membranous sheath, which surrounds the spermatic chord; and is continuous with the dartos, which it assists in forming. The fascia superficialis presents, beneath the crural arch, very distinct fibres whose direction is parallel to the fold of the thigh. It is applied over the fascia lata aponeurosis, and is attached, internally, to the ascending ramus of the ischium, near the root of the corpus cavernosum. Before the descent of the testicle from the abdomen, the fascia superficialis is very manifestly continuous with the *Gubernaculum testis*.

FASCIA TFOEMIS, T. bandage—f. Tortilis, Tourniquet.

FASCIA TRANSVERSALIS, F. Cooperi. An aponeurosis, which separates the transversalis muscle from the peritoneum in the inguinal region. It arises above the posterior edge of the crural arch, where it seems to be continuous with the aponeurosis of the greater oblique muscle. *Above*, it is lost in the cellular tissue at the internal surface of the transversalis abdominalis. *Within*, it is continuous with the outer edge of the tendon of the rectus muscle and Gimbernat's ligament; *below*, it is continuous with the aponeurosis of the greater oblique, and receives an expansion from the *Fascia Iliaca*. Towards its middle and a little above the crural arch, the fascia transversalis has the wide orifice of a canal, which is occupied, in the female, by the round ligament of the uterus; and in man, furnishes an expansion, that serves as a sheath to the spermatic vessels.

FASCIÆ, Swathing clothes—f. Ligamentosæ Coli, see Colon.

FASCIALIS, Fascia lata muscle, Sartorius—f. Longus, Sartorius—f. Sutorius, Sartorius.

FASCIARUM APPLICATIO, Deligation, Fasciatio, Deligation, see Bandage—f. Cucullata, *Couvrechef*.

FASCICULI MUSCULORUM, see Muscular fibre—f. Pyramidales, Ferrein, pyramids of—f. Teretes Cordis, Columnæ carneæ.

FASCICULUS, Phacellus, Phacelus, from *fascis*, 'a bundle,' *Desme'dion*, 'a small bundle.' In *Anatomy*, it is employed in this sense; as "a fasciculus of fibres," (F.) *Faisceau* ou *Petit Faisceau, Trouseeau.* In *Pharmacology*, it means *manipulus, Cheiroplethos, χειροπληθης*, 'a handful.'—Musa Brassavolus, says,—as much as can be held in two fingers.

FASCICULUS CUNEATUS, Reinforcement, fasciculus—f. of Reinforcement, Reinforcement, F. of.

FASCINUM, Penis.

FASCIOLA, Bandolette—f. Cinerea, Tuberculum cinereum—f. Hepatica, Distoma hepaticum—f. Humana, Distoma hepaticum—f. Lancaolata, Distoma hepaticum.

FASELUS, Phascolus vulgaris.

FASTIDIUM CIBI, Asitia, Disgust.

FASTIGIUM, Acme.

FASTING, from Sax. *fæstan, Limo'sis* &c.

pers protracta, Anorexia mirabilis, Inedia, Jejunium. Loss or want of appetite, without any other apparent affection of the stomach: so that the system can sustain almost total abstinence for a long time without faintness. Some wonderful cases of this kind are on record. See Abstinence.

FAT, *Pinguis do, Pinguetudo, Pimelle, Piar, Piel'ron, Lipos, Stear, Adeps, Sevum, Sebum, Corpus adiposum, Avun'gia, Fat, (F.) Graisse:* from (G. and A. S.) Fett. A soft, white, animal substance; inodorous; insipid; oily; inflammable, easy to melt; spoiling in the air, and becoming rancid by union with oxygen: almost insoluble in alcohol; insoluble in water; soluble in fixed oils. Fat is formed of the immediate principles, *stearin, margaric and olein*, all of which are regarded as salts composed of stearic, margaric and oleic acids and a common base to which, from its sweetish taste, the name *Glycerin* has been given. To these are, almost always, joined an odorous and a colouring principle. Glycerin has been used in the form of lotion composed of half an ounce to ten fluid-ounces of water in cutaneous diseases, as psoriasis, pityriasis, lepra and ichthyosis. It forms a kind of varnish, and might be useful in cases of burns.

Fat is found in a number of animal tissues, and is very abundant in the neighbourhood of the kidneys and in the epiploon. It is generally fluid in the cetacea; soft; and of a strong smell in the carnivora; solid, and inodorous in the ruminating animal; white, and abundant in young animals; and yellowish in old. It generally forms about a 20th part of the weight of the human body. The fat, considered physiologically, has, for its function, to protect the organs; maintain their temperature; and to serve for nutrition in case of need; as is observed in torpid animals.

FAT, Corpulent—f. Cells, Fatty vesicles—f. Mackaw, see *Cocos butyracea*.

FATIGATIO, Copos.

FATIGUE, Copos.

FATTY, *Adiposus, Adipatus, Pimelicus, Pimelo'des*, Sax. Fæt; past participle of *Fevan*, to feed,—*adiposus*. Relating to fat. Resembling fat. The cellular system has been called *fatty* or *adipous*; from an opinion that, in its areolæ the fat is deposited. The cellular membrane, however, merely lodges, between its lamellæ and filaments, the vesicles in which the fat is contained.

FATTY LIGAMENT, *Adipous ligament*. This name has been given to a reflection of the synovial membrane of the knee joint, which passes from the ligamentum patellæ towards the cavity that separates the condyles of the femur.

FATTY MEMBRANE, *Adipous membrane, Adipous tissue*. The subcutaneous cellular tissue, or that containing the fatty or adipous vesicles.

FATTY VESICLES, *Adipous vesicles, Sacculi adiposi, Fat cells*. This name is given to small burse or membranous vesicles which enclose the fat, and are found situate in the areolæ of the cellular tissue. These vesicles vary much in size. Generally, they are round and globular; and in certain subjects, receive vessels which are very apparent. They form so many small sacs without apertures, in the interior of which are filaments arranged like septa. In fatty subjects, the adipous vesicles are very

perceptible, being attached to the cellular tissue and neighbouring parts by a vascular pedicle. Raspail affirms that there is the most striking analogy between the nature of the adipous granules and that of the amylaceous grains.

FATTY VESSELS, *Adipous vessels*. The vessels connected with the fat. Some anatomists have called *Adipous canals*, (F.) *Conduits adipeux*, the vessels to which they attribute the secretion of fat.

FATTY DEGENERATION OF THE LIVER, *Adiposis hepatica*—f. Liver, *Adiposis hepatica*.

FATUITAS, *Morosis, Stultitia, Stupor mentis, Amentia*; from *fatuus*, 'foolish.' Mental imbecility. Idiotism. Dementia.

FAUCES, *Isthmus, Pharynx, Throat*.

FAUCETTE VOICE, see Voice.

FAUNORUM LUDIBRIA. *The sports of the Fauni*. Some authors have called thus the iacubus; others, epilepsy.

FAUSSE COUCHE (F.), *Vanum parturium*. Some authors have used this term for the expulsion of different bodies constituting false conceptions; such as moles, hydatids, clots of blood, &c. Most accoucheurs use the term synonymously with abortion.

FAUSSE POSITION (F.), *False position*. The French use this term, in vulgar language, to indicate the torpor, and tingling, and loss of power over the motion of a part, produced by too strong contraction or painful compression.

FAUSSE ROUTE, *False passage*.

FAUSTINI PASTIL/LI, *Faustinus's Lozenges*. These were once celebrated. They were composed of burnt paper, quicklime, oxide of arsenic, sandarach, lentils, &c.

FAUX, *False*—f. *du Cerveau*, Falx cerebri—f. *du Cervelet*, Falx cerebelli—f. *Grande du péritoine*, Falx, great, of the peritoneum—f. *Petite du péritoine*, Falx, lesser, of the peritoneum—f. *de la Veine ombilicale*, Falx, great, of the peritoneum.

FAVEUX, Favosus.

FAVIFORMIS, Favosus.

FAVUSUS. Similar to a honey comb. *Faviformis, Favous*, from *favus, cerion*, 'a honey-comb.' (F.) *Faveux*. An epithet given to a species of porrigo. *Cerion, Favus*; means also a state of ulceration, resembling a honey-comb.

FAVUS, Porrigo, Porrigo favosa, see Favosus.

FEATHERFEW, *Matricaria*.

FEBRICITANS, *Febriens, Enap'ytos*. One attacked with fever; from *febricitare*, 'to have a fever.'

FEBRICITATIO, Feverishness.

FEBRICOSUS, Feverish.

FEBRICULA. Diminutive of *febris*, 'fever.' A term employed to express a slight degree of fever. Ephemera.

FEBRIENS, *Febricitans*, Feverish.

FEBRIFEROUS, *Febrifer*, from *febris*, 'fever,' and *fero*, 'I carry.' Fever-bearing, as a *febriferous locality*.

FEBRIFUGE, *Leucopyreticus, Leucopyretus, Pyreticus, Alexipyreticus, Antifebrilis, Antipyretic, Febrifugus*, from *febris*, 'a fever,' and *fugare*, 'to drive away.' A medicine which possesses the property of abating or driving away fever.

FEBRIFUGUM LIGNUM, Quassia.

FEBRILE, *febrilis*. Relating to fever, as *febrile movement*, *febrile pulse*, &c.

FEBRIS, **Fever**—*f. Acemastica*, *Synocha*—*f. Acuta*, *Synocha*—*f. Acuta continua*, *Synocha*—*f. Adeno-meningea*, *Fever*, *adeno-meningeal*—*f. Adeno-nervosa*, *Plague*—*f. Agrypnodes*, see *Agrypnodes* and *Agrypnos*—*f. Alba*, *Chlorosis*—*f. Algid*, see *Algidus*—*f. Amatoria*, *Chlorosis*; *Hectic fever*—*f. Americana*, *Fever*, *yellow*—*f. Amphera*, *Quotidian*—*f. Amphimerina hectica*, *Hectic fever*—*f. Amphimerina latica*, *Laticia (febris)*—*f. Ampullosa*, *Pemphigus*—*f. Anabatica*, *Continued fever*—*f. Angiotenica*, *Synocha*—*f. Anginosa*, *Angina*—*f. Annu*, see *Annual diseases*—*f. Anomalous*, *Fever*, *anomalous*—*f. Aphonica*, *Fever*, *aphonic*—*f. Aphthosa*, *Aphtha*—*f. Apoplectica*, *Fever*, *apoplectic*—*f. Ardens*, *Synocha*—*f. Arte promota*, *Fever*, *artificial*—*f. Arthritica*, *Gout*—*f. Asodes*, *Fever*, *bilious*, see *Asodes*—*f. Assidua*, *Continued fever*—*f. Asthenica*, *Fever*, *asthenic*, *Typhus*—*f. Asthmatica*, *Fever*, *asthmatic*—*f. Ataxo-ady-namica*, *Fever*, *ataxo-ady-namic*—*f. Biliosa*, *Fever*, *bilious*—*f. Bullosa*, *Pemphigus*—*f. Cardialgia*, *Fever*, *cardialgic*—*f. Catarrhalis*, *Catarrh*—*f. Catarrhalis epidemica*, *Influenza*—*f. Caumatodes*, *Synocha*—*f. Causodes*, *Synocha*—*f. Cephalalgica*, *Fever*, *cephalgic*—*f. Cholepyretica*, *Fever*, *bilious*—*f. Choleric*, *Fever*, *bilious*, *Fever*, *choleric*—*f. Chronica*, *Fever*, *chronic*—*f. Coalterna*, see *Coalterna febres*—*f. Colliquativa*, *Fever*, *colliquative*—*f. Comatodes*, *Fever*, *apoplectic*—*f. Communicans*, see *Subintrantes F.*—*f. Confusa*, see *Confuse febres*—*f. Continens*, *Typhus*—*f. Continens non putrida*, *Synocha*—*f. Continens putrida*, *Typhus*—*f. Continua inflammatoria*, *Empresma*—*f. Continua putrida*, *Synochus*—*f. Continua putrida icterodes Caroliniensis*, *Fever*, *yellow*—*f. Continua non putris*, *Synocha*—*f. Continua sanguinea*, *Synocha*—*f. Convulsiva*, *Fever*, *convulsive*—*f. Crymodes*, see *Crymodes* and *Algid fever*—*f. Culicularis*, *Miliary fever*—*f. cum Delirio*, *Fever*, *delirious*—*f. Depuratoria*, *Fever*, *depuratory*—*f. Deurens*, *Synocha*—*f. Diaphoretica*, *Fever*, *diaphoretic*—*f. Diaria*, *Ephemera*—*f. Duodecimana*, *Fever*, *duodecimane*—*f. Dysenterica*, *Dysentery*—*f. Elodes*, see *Elodes*—*f. Elodes icterodes*, *Fever*, *yellow*—*f. Enterica*, see *Typhus*—*f. Enteromesenterica*, *Entero-mesenteric*—*f. Epacmastica*, see *Epacmasticos*—*f. Ephemera*, *Ephemera*—*f. Epidemica cum angina*, *Cynanche maligna*—*f. Epileptica*, *Fever*, *epileptic*—*f. Erotica*, *Fever*, *erotic*—*f. Erratica*, *Fever*, *anomalous*, *Fever*, *erratic*, see *Erratic* and *Planetes*—*f. Erronea*, see *Planetes*—*f. Erysipelacea*, *Erysipelas*—*f. Erysipelatosa*, *Erysipelas*—*f. Esserosa*, *Miliary fever*—*f. Exquisita*, *Fever*, *regular*—*f. Exanthematica articularis*, *Dengue*—*f. Famelica*, see *Famelica febris*—*f. Flava*, *Fever*, *yellow*—*f. Flava Americanorum*, *Fever*, *yellow*—*f. Gangrenodes*, *Fever*, *gangrenous*—*f. Gastrica*, *Fever*, *bilious*, *Fever*, *gastric*—*f. Gastrico-biliosa*, *Fever*, *gastric*—*f. Gastro-ady-namica*, *Fever*, *gastro-ady-namic*—*f. Haemoptoica*, *Fever*, *haemoptoic*—*f. Hebdomadana*, *Octana*—*f. Hectica*, *Hectic fever*—*f. Hectica infantum*, *Tabes mesenterica*—*f. Hectica maligna nervosa*, *Typhus mitior*—*f. Hemeresia*, *Quotidian*—*f. Hemitritea*, *Hemitritea*—*f. Hepatica*, *Fever*, *bilious*—*f. Hepatica inflammatoria*, *Hepatitis*—*f. Horrida*, see *Algidus*—*f. Horrida*, see *Algidus*—*f. Humoralis*, *Fever*, *humoral*—*f. Hungarica*, *Fever*,

Hungaric—*f. Hydrocephalica*, *Hydrocephalus intersnus*—*f. Hydrophobica*, *Fever*, *hydrophobic*—*f. Hysteretica*, see *Postpositio*—*f. Hysterica*, *Fever*, *hysterical*—*f. Icteric*, *Fever*, *icteric*—*f. Iliaca inflammatoria*, *Enteritis*—*f. Infantum remittens*, *Fever*, *infantile remittent*—*f. Inflammatoria*, *Synocha*—*f. Intensio*, *Epitasis*—*f. Intermitiens*, *Intermittent fever*—*f. Intermitiens cephalica larvata*, *Cephalalgia periodica*—*f. Intestinalis ulcerosa*, see *Typhus*—*f. Intestinorum*, *Enteritis*—*f. Irregularis*, *Fever*, *anomalous*—*f. Lactea*, *Fever*, *milk*—*f. Larvata*, *Fever*, *masked*—*f. Lenta*, *Fever*, *infantile remittent*, *Hectic fever*, *Synochus*—*f. Lenta nervosa*, *Typhus mitior*, *Fever*, *nervous*—*f. Lenticularis*, *Miliary fever*—*f. Lethargica*, *Fever*, *apoplectic*—*f. Lochialis*, *Fever*, *lochial*—*f. Lymodes*, *Fever*, *singultous*—*f. Lyngodes*, *Fever*, *singultous*—*f. Maligna*, *Fever*, *malignant*—*f. Maligna biliosa America*, *Fever*, *yellow*—*f. Maligna cum Sopore*, *Typhus*—*f. Maligna flava Indiae occidentalis*, *Fever*, *yellow*—*f. Marasmodes*, *Hectic fever*, *Marasmpyra*—*f. Meningo-gastricus*, *Fever*, *gastric*—*f. Mesenterica*, *Fever*, *adeno-meningeal*, *Fever*, *mesenteric*—*f. Methemerina*, *Quotidian*—*f. Miliaris*, *Miliary fever*—*f. Minuta*, *Fever*, *syncopal*—*f. Morbillosa*, *Rubeola*—*f. Mucosa*, *Fever*, *adeno-meningeal*—*f. Mucosa Verminosa*, *Fever*, *infantile remittent*—*f. Nautica pestilentialis*, *Typhus gravior*—*f. Nephritica*, *Fever*, *nephritic*—*f. Nervosa*, *Fever*, *nervous*—*f. Nervosa epidemica*, *Typhus*—*f. Nervosa enterica*, see *Typhus*—*f. Nervosa exanthematica*, *Typhus*—*f. Nervosa gastrica*, see *Typhus*—*f. Nervosa mesenterica*, see *Typhus*—*f. Nervosa petechialis*, *Typhus*—*f. Neurodes*, *Fever*, *nervous*—*f. Nocturnus*, see *Nocturnal*—*f. Nonana*, *Fever*, *nonane*—*f. Nosocomiorum*, *Typhus gravior*—*f. Nycternus*, see *Nocturnal*—*f. Octana*, *Fever octane*—*f. Oscitans*, *Oscitant fever*—*f. Paludosa*, see *Elodes*—*f. Pannonica*, *Fever*, *Hungary*—*f. Pemphigodes*, *Pemphigus*—*f. Pemphygodes*, *Pemphigus*—*f. Pempta*, *Quintan*—*f. Periodica*, *Fever*, *periodic*—*f. Perniciosa*, *Fever*, *pernicious*—*f. Pestilens*, *Plague*—*f. Pestilens maligna*, *Typhus gravior*—*f. Pestilentialis*, *Fever*, *pestilential*—*f. Pestilentialis Europae*, *Typhus gravior*—*f. Petechialis*, *gravior*—*f. Phthisica*, *Hectic fever*—*f. Planetes*, see *Planetes*—*f. Pleuritica*, *Pleuritis*—*f. Podagrica*, *Gout*—*f. Polycholica*, *Fever*, *bilious*—*f. Pneumonia*, *Fever*, *pneumonic*, *Pneumonia*—*f. Puerperalis biliosa*, *Metrocholosis*—*f. Puerperarum*, *Puerperal fever*—*f. Punctularis*, *Miliary fever*, *Typhus gravior*—*f. Puerperalis*, *Fever*, *puerperal*—*f. Purpurata rubra et alba miliaris*, *Miliary fever*—*f. Purulenta*, *Fever*, *purulent*—*f. Putrida*, *Typhus gravior*—*f. Putrida nervosa*, *Typhus mitior*—*f. Quartana*, *Quartan*—*f. Querquera*, see *Algidus*—*f. Quinta*, *Quintan*—*f. Quintana*, *Fever*, *quintan*, *Quintan*—*f. Quotidiana*, *Fever*, *quotidian*, *Quotidian*—*f. Regularis*, *Fever*, *regular*—*f. Remittens*, *Remittent fever*—*f. Remittens infantum*, *Fever*, *infantile remittent*—*f. Rheumatica inflammatoria*, *Rheumatism*, *acute*—*f. Rubra*, *Scarlatina*—*f. Rubra pruriginosa*, *Urticaria*—*f. Sanguinea*, *Synocha*—*f. Saprophyra*, *Typhus gravior*—*f. Scarlatina*, *Scarlatina*—*f. Scorbatica*, *Fever*, *scorbatic*—*f. Semiptertiana*, *Hemitritea*—*f. Septana*, *Fever*, *septan*—*f. Sesquialtera*, *Hemitritea*—*f. Sex-*

tana, Fever, sextan—f. Simplex, Ephemera, Fever, simple—f. Singultosa, Fever, singultous—f. Soporosa, Fever, apoplectic—f. Stercoralis, Fever, stercoral—f. Sthenica, Synocha—f. Stomachica inflammatoria, Gastritis—f. Subintrans, Fever, subintrans—f. Sudatoria, Fever, diaphoretic, Hydropyretus, Sudor anglicus—f. Syncopalis, Fever, syncopal—f. Syphilitica, Fever, syphilitic—f. Tabida, Fever, colliquative, Hectic fever—f. Tertiana, Fever, tertian, Tertian fever—f. Tonica, Synocha—f. Topica, Neuralgia, facial—f. Toxica, Fever, yellow—f. Tragica, Fever, tragic—f. Traumatica, Fever, traumatic—f. Tropica, Fever, yellow—f. Typhodes, Typhus—f. Urticata, Urticaria—f. Uterina, Metritis—f. Vaga, Fever, anomalous, see Planetes—f. Variolosa, Variola—f. Verminosa; Fever, infantile remittent, F. verminous, Helminthopyra—f. Vernalis, Fever, vernal—f. Vesicularis, Miliary fever, Pemphigus—f. Virginum, Chlorosis.

FÆCES, Fæces.

FÆCONDATION, Fecundation.

FÆCONDITË, Fecundity.

FÆCULA, *Fæcula*, diminutive of *fæx*, 'lee.' An immediate principle of vegetables, composed of hydrogen, oxygen, and carbon. It exists in several plants, and has different names, according to that which furnishes it. When extracted from wheat or barley, it is called starch, *Amylum*. When from *Cycas circinalis*, *Sago*;—from *Orchis ma'rio*, *Saley*. We say, also, *Fæcula* of the *Potato*, *Bryony*, *Arum*, *Manioc*, &c.

FÆCULA GREEN. This name is given to a green, solid matter of variable character, which is believed to be resinous, and which renders turbid several kinds of juices; extracted from vegetables. It is, also, called *Chlorophyll*.

FÆCULA AMYLACEA, *Amylum*—f. *Marantæ*, Arrow root—f. *Tapioka*, see *Jatropha manihot*.

FÆCULENCE, *Fæculen'tia*, *Fæcos'itas*, *Fæx*, *Lemma*, *Fæ'ces*, *Lee*, *Deposit*, *Dregs*. In *Pharmacy*, feculent, albuminous, or other substances, which are deposited from turbid fluids.

FÆCULENT, *Fæculen'tus*, *Hypot'rygus*, *Trygo'des*. 'Foul, dreggy, excrementitious; as a feculent fluid, feculent evacuations, &c.'

FÆCUND, *Fæcun'dus*, *Fæcun'dus*, (F.) *Fæcond*. Same etymon as the next. Fruitful, Prolific.

FÆCUNDATION, *Fæcunda'tio*, *Impregna'tion*, *Impræгна'tio*, *Ingravidat'io*, *Præгна'tio*, *Gravidat'io*, *Præгна'tus* *Fructificat'io*, *Cy'sis*, *Ency'e'sis*, *Eneymo'sia*, (F.) *Fæcondation*. The act by which, in organized beings, the material furnished by the generative organs of the female, unites with that prepared by those of the male, so that a new being results.

FÆCUNDITY, *Eutoc'ia*, *Fæcun'ditas*, *Productiv'itas*, (F.) *Fæconditë*. The faculty of reproduction, possessed by organized bodies.

It has been estimated that throughout a country, taking one marriage with another, not more than 4 children are the result; and in towns only 35 children to 10 marriages.

FÆE, *Sostrum*...

FÆGARITE, Cancer aquaticus, Stomatitis, pseudo-membranous.

FEIGNED DISEASES, *Morbi dissimulat'i seu simulat'i seu celat'i seu infid'i seu pseudal'e'i*; *Simulated diseases*, *Pretend'ed diseases*, (F.) *Maladies dissimulées*, *M. simulées*, *M. feintes*, *M. supposées*. The tricks employed, by impostors, to induce a belief that they are attacked with diseases when they are not. These are generally assumed by beggars to obtain alms; by criminals to escape punishment; and by soldiers to be exempt from duty.

The following table exhibits the chief feigned diseases, with the means of detection.

A TABLE OF FEIGNED, PRETENDED, SIMULATED, OR EXCITED DISEASES OR DISQUALIFICATIONS.

DISEASES; &c.	HOW FEIGNED.	HOW DETECTED.
1. ABORTION.	By staining the clothes and body with borrowed blood.	By constant and minute attention.
2. ABSTINENCE.		
3. AMAUROTIC BLINDNESS.	By applying the extract of belladonna or the datura stramonium to the eye.	Amaurosis is characterized by dilated pupil. Where these substances have been applied, the effects will go off in ten days or a fortnight.
4. APOPLEXY.	By falling down as if deprived of sensation and consciousness.	By powerful stimulants; an electric shock; application of hot water, sternutatories, actual cautery, &c.
5. CACHEXIA, ANÆMIA, AND DEBILITY.	Using substances to make the face appear pale and livid. Indulging freely in wine, and privation of sleep prior to examination.	By examining if the pulse be strong, and the skin hot, and whether there be loss of appetite or of strength, or swelling of the limbs.
6. EXCRETION OF CALCULI.	Putting sand, pebbles, &c. into the urine.	By the aid of chymistry. We are acquainted with the chymical composition of urinary calculi.
7. CANCEROUS ULCER.	By gluing on a portion of a spleen with the smooth side to the skin, leaving on the outside the appearance of an ulcerated surface.	By noticing whether there be signs of cachexia, and by attentive examination of the part.
8. CATALEPSY.	By seeming to be suddenly motionless, the joints remaining flexible, and external objects making no impression.	By powerful stimulants, as recommended under apoplexy. Letting fall a drop of boiling water on the back. Proposing to use the actual cautery and seeing whether the pulse rises.

DISEASES, &c.	HOW FEIGNED.	HOW DETECTED.
9. CHOREA.	By assuming the convulsive motions of a part which characterize chorea.	By examining the patient whilst he may imagine himself unobserved, and seeing whether the convulsive motions go on then.
10. CONTRACTION OF JOINTS IN GENERAL.	Mode of discrimination sometimes so obscure as to deceive the most practised and attentive.
11. CONTRACTION OF THE FINGERS.	Introduce a cord between the fingers and the palm of the hand, and gradually apply weights so as to expand the fingers. Confine him so that he cannot obtain his food without using his clenched hand.
12. CONVULSIONS.	When feigned, they do not present the rigidity of muscles or the rapidity of action which characterize the real. The mode of detection must be the same as in epilepsy.
13. OPAKE CORNEA.	Produced by the application of a strong acid, by acrid powders, as quicklime, &c.	The existence of the opacity can be detected by attentive observation.
14. CUTANEOUS DISEASES.	Some articles of diet will bring on <i>urticaria</i> or <i>nettle-rash</i> , in particular individuals, as shell-fish, bitter almonds, &c. By acids, acids, or any irritants applied to the surface. An ointment of tartarized antimony causes a painful pustular eruption. See Porrigo, in this list.	By careful examination on the part of practitioner and nurse.
15. DEAF-DUMBNESS.	The really deaf and dumb acquire an expression of countenance and gestures which it is difficult to assume.
16. DEAFNESS.	It may be assumed or excited by putting a pea in the ear, or by inserting irritants, so as to induce inflammation and temporary loss of function.	Make a noise when not expected, and see if the countenance varies or pulse rises. Put to sleep by opium, and then fire a pistol close to the ear, when he may be thrown off his guard. Examine the ear to see if any trick has been played there.
17. DEATH.	Some persons possess the power of suspending or moderating the action of the heart.	If suspected, the plan recommended under apoplexy, will be found most efficacious.
18. DEBILITY, see CACHEXIA.
19. DEFORMITY.	Examine the part and its articulation, naked, and compare it with the opposite.
20. DELIVERY.	After enlargement produced artificially, a subsidence of the tumefaction; the parts being moistened by borrowed blood, and the child of another substituted as the female's own.	Can only be positively detected by examination <i>par vaginam</i> . Soon after delivery, the vagina will be relaxed and the lochial discharge be flowing—in greater abundance, the shorter the time that may have elapsed since delivery.
21. DIARRHŒA.	Said to have been caused by a mixture of vinegar and burnt cork. (?) May be occasioned by the use of any of the purgative roots, &c.	When diarrhœa is feigned by the lower classes, inspect the linen; if clean the bowels are probably not much out of order. Let every individual have a close stool of his own; and inspect the evacuations, taking care that one suffering under the disease does not lend his evacuations to another.
22. DROPSY.	May be feigned, like pregnancy, by wearing pads. The anasarca condition of the lower limbs has been caused by applying a ligature round them. By inflating the cellular membrane of the abdomen.	Can be detected by attentive examination. There will be a want of that leucophlegmatic habit, which accompanies and characterizes dropsy.
23. DYSENTERY.	May be feigned, like diarrhœa, by adding a little blood to the evacuations, or by introducing a soap or some more irritating suppository.	Same rules as under diarrhœa.

DISEASES, &c.	HOW FEIGNED.	HOW DETECTED.
24. EPILEPSY.	The foaming of the mouth has been produced by keeping a piece of soap in it.	Sensation in epilepsy is totally abolished. If any remain, disease probably feigned. Incontractility of pupil, which occurs in epilepsy, cannot be feigned. Same means to be used as in feigned apoplexy.
25. FEVER.	By various stimulants, as wine, brandy, pepper; swallowing a small quantity of tobacco, or introducing it into the anus. Flour or chalk used to whiten the tongue. Redness of skin, caused by friction with a hard brush.	The deceit is generally developed by a day or two's examination. Where flour or chalk has been used to whiten the tongue, the line of demarcation, between the whitened part and the clean, healthy margin of the tongue, is too well marked to escape observation.
26. FISTULA IN ANO.	By making an incision near the verge of the anus, and introducing into it an acrid tent, such as the root of <i>white hellebore</i> , &c.	By careful examination.
27. FRACTURES.	There is generally nothing but the man's own testimony. He complains of pain in the part; if fracture of the skull be feigned, he states, perhaps, that he becomes deranged on tasting liquor.	By attentive examination.
28. HÆMATEMESIS.	By drinking the blood of some animal, or using some coloured liquid, and then throwing it up.	By cutting off the supply of the fluid and careful examination.
29. HÆMOPTYSIS.	By secreting bullock's blood for the purpose of colouring the saliva; making small incisions in the mouth; using bole armeniac or paint of vermilion.	Blood from the lungs is frothy and light-coloured. Mouth and faucea must be carefully inspected, and the individual be observed.
30. HÆMORRHOIDS.	By introducing bladders of rats or of small fish partly into the rectum. The linen has also been stained with borrowed blood.	The means are obvious.
31. HEART, DISEASES OF, see PALPITATION.		
32. HEPATITIS.	Unless the person be a well educated impostor, acute inflammation of the liver will be detected by the absence of marks of strong inflammatory action. <i>Chronic liver disease</i> is, frequently, not characterized by well marked symptoms, and hence, when assumed, is difficult of detection.
33. HERNIA.	In the same manner as hydrocele;—by inflation.	The detection is easy.
34. HYDROCELE.	By puncturing the skin of the scrotum, and inflating the cellular membrane.	Do.
35. HYDROCEPHALUS.	By opening the integuments of the head, near the vertex, e. g. and blowing in air.	Do.
36. HYSTERIA.	Does not easily resist the application of strong sternutories to the nostrils. Attentive examination necessary.
37. INSANITY.	The expression of countenance cannot easily be feigned. Nor can the affection be kept up so long as in real mental alienation. The individual cannot do so long without food, sleep, &c.
38. JAUNDICE.	By colouring the skin with an infusion of turmeric or tincture of rhubarb. <i>Clay-coloured stools</i> produced by taking daily a small quantity of muriatic acid. <i>High-coloured urine</i> by rhubarb taken internally.	The eyes cannot be coloured, although smoke has been used for this purpose. The skin must be washed to remove the colouring matter if any exist, and the supply of acid and rhubarb be prevented.
39. LAMENESS.	By keeping the limb in a contracted state, and resisting any efforts to move it.	By two persons taking hold of the individual and moving rapidly along with him; and when they are tired, having relays. The impostor will generally give in.

DISEASES, &c.	HOW FEIGNED.	HOW DETECTED.
40. MENSTRUATION.	By staining the clothes and body with borrowed blood.	By cutting off the supply.
41. MYOPIA. <i>Short-Sightedness.</i>	Present an open book, and apply the leaves close to the nose. If it cannot be read distinctly, when thus placed, or when glasses proper for short-sightedness are used, the disease is feigned.
42. OPHTHALMIA.	Excited by a variety of acrid and corrosive substances applied to the eye; as lime, &c.	When ophthalmia is thus excited, its progress is ordinarily very rapid, arriving at its height within a few hours.
43. OZENA.	A portion of black muslin, spread over the cornea. The eyelashes are sometimes extracted, and caustic applied to excite disease in the palpebræ.	
44. PALPITATION.	By impregnating a piece of sponge with some offensive juices or oils, mixed with decayed cheese, and putting the imbued sponge into the nostrils.	
45. PAINS.	White hellebore, given in the dose of 10 or 12 grains, and repeated, will occasion general indisposition, and undue action of the heart.	Cut off the supply.
46. SHAKING PALSY.	The detection is here often difficult. The non-existence of pain cannot be proved, and great pain may be present without any appearance externally.
47. PARALYSIS.	The imposition is more frequently detected by inconsistencies and contradictions in the patient's history of the case, than in any other manner.
48. PHTHISIS PULMONALIS.	May be suspected, if the person be in an ordinary state of vigour. Try violent remedies and means, recommended under Chores.
49. POLYPUS NASI.	Individuals with long necks and contracted shoulders have simulated phthisis, by covering the chest with blisters, cicatrices of issues, &c; and by taking drugs which cause paleness.	Violent remedies are here required. Cold affusion, actual cautery, electric shocks, &c.
50. PORRIGO. <i>Scalped Head.</i>	By introducing the testicle of a young cock, or the kidney of a rabbit into the nostril, and retaining it there by means of a sponge fastened to it.	By attentive examination of the symptoms.
51. PREGNANCY.	By applying nitric acid to the head, after protecting the face with fatty substances; but the chronic state is imitated by the use of depilatories of different kinds applied sometimes in patches, so as to resemble the <i>Porri-go decalvans</i> .	
52. PROLAPSUS ANI.	By wearing pads, and assuming the longing after particular articles of diet, &c.	By the absence of the areola; the presence of a pad; and, if necessary, by examination <i>per vaginam</i> .
53. PROLAPSUS UTERI.	By a portion of the intestine of the ox, in which a sponge, filled with a mixture of blood and milk is placed.	
54. PULSE, WEAKNESS OR DEFECT OF.	By a similar fraud.	
55. CHRONIC RHEUMATISM. See PAIN.	By ligatures applied to the corresponding arm.	By examining whether the arteries of the two arms beat alike; and if a ligature be placed on the arm.
56. SCROFULA.	By exciting ulcers below the angles of the jaw.	By examining the general habit, and observing, whether the ulcerations be glandular, and the discharge of a scrofulous character.

DISEASES, &c.	HOW FIGNED.	HOW DETECTED.
57. SCURVV.	By covering the teeth with wax, and then applying acid, corrosive substances to the gums.	By examining the general habit; whether debilitated, cachectic, and possessing the usual general signs of scorbutus. Simulators of this defect generally state, that it is connate, or ascribe it to a fit of apoplexy or severe fever. Where the organs of speech were perfect, and the moral evidence of the previous existence of the infirmity was not satisfactory, the French authorities used to confine the soldiers, and not supply them with food, until they called for it without stammering.
58. STAMMERING.	By passing a bougie.
59. STRICTURE OF THE URETHRA.	Examine the limbs uncovered.
60. SWELLING OF THE LEGS.	By ligatures round the thighs.	By using sternutatories. By the absence of some of the symptoms of syncope. Examine the naked arms. Wash the face.
61. SYNCOPE.	Ligatures are sometimes used to prevent the pulse being felt. By applying lotions to the face to make it pale.
62. TYMPANY.	Persons have possessed the power of swallowing air, so as to distend the stomach, and simulate tympany. By introducing a tent, imbued with blistering plaster into the ear, and repeating the application, until the tube becomes ulcerated, and a discharge of puriform matter is established. The fetid smell is imitated, by dropping into the ear a mixture of empyreumatic oil, asafoetida and old cheese. Also, by introducing a little honey into the meatus.	By careful examination.
63. ULCER OF THE EAR.	By corrosives, or irritants. Sometimes by abrasion, by rubbing sand on the shin-bone. At others, they are pretended, by gluing on a piece of a spleen or the skin of a frog.	Artificial ulcers have, usually, a more distinct margin, and are more readily healed than others; the latter being generally indicative of an impaired constitution.
64. ULCERS OF THE LEGS, &c.	The fruit of the Indian Fig (<i>Cactus opuntia</i>) colours the urine as red as blood. Cantharides will cause it. Blood may also be procured and mixed with the urine.	By making the patient pass his urine in the presence of the physician, and examining the vessel before and after. By cutting off the supply of any substance, which could cause the appearance.
65. BLOODY URINE.	Difficult, at times, of detection. Give the person a full dose of opium, and introduce the catheter when he is asleep. If there be urine, the incontinence is feigned.
66. INCONTINENCE OF URINE.	By a ligature, placed tightly round the limb. They may be excited in this manner, or aggravated if already existing.	By examining the limb.
67. VARICOSE VEINS.

FEL, Bile—f. Anguillæ, see Bile—f. Bovinum, Bile of the Ox—f. Bovis, see Bile—f. Naturæ, Aloeæ—f. Tauri, see Bile—f. Terræ, Ludus Helmontii—f. Ursi, see Bile—f. Vitri, see Vitrum.

FELINEUS, Bilius.
 FELLEUS, Biliary, Bilius.
 FELLIDUCUS, Cholagogue.
 FELLIS OBSTRUCTIO, Icterus—f. Superfusio, Icterus—f. Suffusio, Icterus.
 FELON, Paronychia.
 FELTING, from Anglo-saxon felt, cloth or stuff made without weaving. Tangling. A term applied to the hair when inextricably in-

terlaced, as occasionally in women from inattention.

FELURE DE GLASER, Fissure, glenoid.
 FELWORT, Gentiana lutea.
 FEMALE, *Femina, Gynæ*, (F.) *Femelle*. In animals, the one that engenders and bears the young. It is, also, used adjectively;—as, the *Female sex*, &c.
 FEMALE PARTS, Vulva.
 FEMELLE, Female.
 FEMEN, Thigh, Vulva.
 FEMINA, Female.
 FEMME EN COUCHE, Puerpera.
 FEMORAL, *Femoralis*, from *femur*, 'the

thigh-bone.' Belonging or relating to the thigh; as *Femoral artery*, *Femoral hernia*, &c. See *Crural*.

FEMORALIS, *Triceps cruris*.

FÉMORO-CALCANIEN PETIT, Plantar muscle—*f. Popliteal*, great, *Sciatic nerve*, great—*f. Popliteo-tibial*, *Popliteus muscle*.

FEMORO-TIBIAL, *Femoro-tibia'lis*. Belonging to the femur and tibia. The *Femoro-tibial articulation* is the knee-joint.

FEMUR, *Merus*, *Me'rium*, *Os fem'oris*. The thigh bone. (F.) *L'os de la Cuisse*. The strongest and longest of all the bones of the body, extending from the pelvis to the tibia, and forming the solid part of the thigh. The femur is cylindrical, slightly curved anteriorly, unsymmetrical and oblique downwards and inwards. The body of the bone is prismatic, and has, behind, a prominent ridge, the *linea aspera*.

PROCESSES.	Upper or Pelvic Extremity.	{	Head supported on a column or neck.
			Great trochanter.
	Inferior or Tibial Extremity.	{	External condyle.
			Internal condyle.
			External tuberosity.
			Internal tuberosity.

The femur ossifies from five points:—one on each process of the pelvic extremity; one in the body of the bone; and two on the condyles. It is articulated with the pelvis, tibia, and patella. See *Thigh*.

FÉMUR COL DU, *Collum femoris*—*f. Moven-tium septimus*, *Iliacus internus*—*f. Moven-tium sextus*, *Psoas magnus*—*f. Summum*, *Vulva*.

FENESTRA. A window. (F.) *Fenêtre*. Anatomists have given this name to two apertures, situate in the inner paries of the cavity of the tympanum. The one of these is the *Fenest'ra ovalis*, *F. vestibula'ris*, *Fora'men oval'e*. It is oval-shaped; situate at the base of the stapes, and corresponds with the cavity of the vestibule. The other is the *Fenest'ra rotun'da*, *F. Cochlea'ris*, *Fora'men rotun'dum*. It is closed by a fine, transparent membrane, called *Membrana Tympani secundaria*, *Tympanum minus* seu *secunda'rium*, *Membrana fenest'rae rotun'da*, and corresponds to the inner scale of the cochlea.

FENESTRA OCULI, *Pupila*.

FENESTRAL, *Fenestra'tus*, from *fenestra*, 'a window.' (F.) *Fenêtré* et *Fenêtré*. Bandages, compresses, or plasters with small perforations or openings, are so called. The opening prevent the detention of the discharge.

FENESTRATUS, *Fenestral*.

FENESTRÉ, *Fenestral*.

FENÊTRE, *Fenestra*.

FENÊTRÉ, *Fenestral*.

FENNEL, *Anethum*—*f. Dogs'*, *Anthemis cotula*—*f. Flower*, *Nigella*—*f. Hog's*, *Peucedanum*—*f. Sweet*, *Anethum*—*f. Water*, *Phellandrium aquaticum*.

FENOUIL, *Anethum*—*f. d'Eau*, *Phellandrium aquaticum*—*f. Marin*, *Crithmum maritimum*—*f. de Porc*, *Peucedanum*—*f. Puant*, *Anethum graveolena*.

FENTE, *Fissure*—*f. Capillaire*, see *Pilatio*—*f. Génoidale*, *Fissure*, *glenoid*—*f. Orbitaire*, *Orbital fissure*—*f. Orbitaire inférieure*, *Spheno-maxillary fissure*—*f. Sphéno-mazillaire*,

Spheno-maxillary fissure—*f. Sphénoïdale*, *Sphenoïdal fissure*.

FÈNUGREC, *Trigonella fœnum*.

FENUGRECK, *Trigonella fœnum*.

FER, *Ferrum*—*f. Acétate de*, *Ferri acetat'is*—*f. Carbonate de*, *Ferri protocarbonat'is*—*f. Chaud*, *Pyrosis*—*f. Hydrate de*, *trioxide de*, *Ætites*—*f. Iodure de*, *Ferri iodidum*, see *Iodine*—*f. Lactate de*, *Ferri Lactas*—*f. Limaille de*, *Ferri limatura*—*f. Peroxide de*, *Ferri subcarbonat'is*—*f. et de Potasse, tartrate de*, *Ferrum tartarizatum*—*f. et de Potassium, Cyanure de*, *Potassii Ferrocyanuretum*—*f. et de Potassium, Protocyanure de*, *Potassii Ferrocyanuretum*—*f. Sulfate de*, *Ferri Sulphuretum*—*f. Sulfure de*, *Ferri Sulphuretum*.

FERALIS PEDICULUS, see *Pediculus*.

FERINE, *Ferinus*: 'savage, brutal.' *Therioïdes*. A term, applied to any malignant or noxious disease. In France it is used only when joined to *Toux*; *Toux ferine*, a dry, obstinate, and painful cough.

FERMENT, *Fermentum*, (quasi *fervimentum*.) *Zyma*, *Zymoma*, *Leven*. (F.) *Lévaïn*.—The Iatrochymists applied this name to imaginary substances, *Fermenta morbi*, to which they attributed the power of producing diseases, by exciting a fermentation in the humours.

FERMENTATION, *Fermentatio*, *Zymo'sis*, *Æstuat'io*, *Causis*, *Brasmos*. An intestinal movement, occurring spontaneously in a liquid; whence result certain substances, that did not previously exist in it.

The chemical physicians attributed all diseases to an imaginary fermentation of the humours.

FERMENTATION, PUTREFACTIVE, *Putrefaction*.

FERMENTUM CEREVISIÆ, *Yest*—*f. Morbi*, *Ferment*—*f. Ventriculi*, *Gastric juice*.

FERN, FEMALE, *Asplenium filix femina*, *Pteris aquilina*—*f. Male*, *Polypodium filix mas*—*f. Bush*, *Comptonia asplenifolia*—*f. Gale*, *Comptonia asplenifolia*—*f. Meadow*, *Comptonia asplenifolia*—*f. Rock*, *Adiantum pedatum*—*f. Root*, *Polypodium vulgare*—*f. Sweet*, *Adiantum pedatum*, *Comptonia asplenifolia*—*f. Sweet*, shrubby, *Comptonia asplenifolia*.

FERNAMBUCO WOOD, *Cæsalpinia echinata*.

FERRAMENTUM, *Siderion*, *Instrumentum ferreum*. Any surgical instrument, made of iron. By the vulgar, in France, the word *ferrements* means the instruments used in difficult labours.

FERRARIA, *Scrophularia aquatica*.

FERRATUS, *Chalybeate*.

FERREIN, CANAL OF, *Ductus Ferrei'ni*. A triangular channel, which Ferrein supposed to result from the approximation of the free edges of the eyelids applied to the globe of the eye; and which he considered adapted for directing the tears towards the puncta lachrymalia, during sleep. The canal is, probably, imaginary.

The same name is likewise given to the cortical canals,—the first portions of the uriferous ducts, whilst still in the cortical substance of the kidney.

FERREIN, PYRAMID OF, *Pyramis Ferrei'ni*. Each of the papillæ of the kidney, according to Ferrein, consists of, at least, 700 subordinate cones or pyramids. To these last, the name 'pyramids of Ferrein,' *Pyramides renales Ferrei'ni*, *Fasciculi pyramida'les*, has been given.

FERRI ACETAS, *Extractum martis acetici*, *Aceticum martis*, *Ac'etate of Iron*, *Iron liquor*, (F.) *Acétate de fer.* A preparation of the Dublin Pharmacopœia, made by digesting 1 part of carbonate of iron in 6 parts of acetic acid for three days, and filtering. Dose, as a tonic and astringent, ℞ v to ℞ xx in water.

FERRI ÆRUGO, F. Subcarbonas—f. et Ammonia murias, Ferrum ammoniatum—f. Ammonio-chloridum, Ferrum ammoniatum.

FERRI AMMONIO-CITRAS, *Ammonio-citrate of iron*, *Citrate of ammonia and iron*. Prepared by adding ammonia to citrate of iron, so as to neutralize the excess of acid. Dose, gr. v, to gr. viij.

FERRI AMMONIO-TARTRAS, *Ammonio-tartrate of Iron*. This salt is best made by dissolving to saturation freshly precipitated hydrated oxide of iron in a solution of bitartrate of ammonia, and evaporating to dryness. It is very soluble. The dose is five grains or more in pill or solution.

FERRI ARSENIAS, Arseniate of Iron—f. Bromidum, see Bromine—f. Nitratum Liquor, see Tinctura Ferri muriatis—f. Sesquinitratum, liquor, see Tinctura Ferri muriatis—f. Borussia, Prussian blue—f. Carbonas, F. subcarbonas—f. Carbonas Saccharatum, see F. Protocarbonas—f. Carbonatum, Graphites—f. Carburetum, Graphites.

FERRI CITRAS, *Citrate of Iron*. Two citrates of iron have been prepared of late—the *Sesquicitrate* or *Citrate of the Sesquioxide*; and the *Citrate of the protoxide*. They resemble, in their medical properties, the tartrate and the lactate of the metal.

FERRI CYANURETUM, Prussian blue—f. Deutocarbonas fuscus, F. subcarbonas—f. Deutoxydum nigrum, Æthiops martial—f. Ferrocyanas, Prussian blue—f. Ferrocyanuretum, Prussian blue—f. Hydriodas, F. Iodidum—f. Hydrocyanas, Prussian blue—f. Hypercarburetum, Graphites.

FERRI IODIDUM, *F. Ioduretum*, *F. Hydriodas*, *Iodide*, *Ioduret* or *Hydriodate of Iron*, *F. Iodure de fer*, (Iodin. ʒij, Ferri rament. ʒj, Aq. destillat. Oiss.) Mix the iodine with a pint of the distilled water in a porcelain or glass vessel, and gradually add the iron filings, stirring constantly. Heat the mixture gently until the liquid acquires a light greenish colour; then filter, and after the liquid has passed, pour upon the filter half a pint of the distilled water, boiling hot. When this has passed, evaporate the filtered liquor, at a temperature not exceeding 212°, in an iron vessel to dryness; keep the dry iodide in a closely stopped bottle. (Ph. U. S.) See, also, Iodine.

FERRI IODURETUM, F. Iodidum.

FERRI LACTAS, *Lactate of Iron*, *Lactate of Protoxide of Iron*, (F.) *Lactate de Fer*. Prepared by digesting in a sand bath, at a low temperature, diluted lactic acid with iron filings. It is employed in the same cases as the precipitated subcarbonate of iron, and especially in chlorosis. Twelve grains of the lactate may be given in the 24 hours, in the form of lozenges.

FERRI LIMATURA PURIFICATA, *Purified Iron Filings*:—purified by means of the magnet, for internal use. The filings are, also, called *Ferri Scobs*, *F. Ramenta* et *Fila*, *Martis Limatura*, *Speculum Indicum*, *Ferri in pulverem resolu-*

tio, (F.) *Limaille de Fer*. They are considered to possess the general properties of iron:—the iron becoming oxidized.

FERRI OXIDUM FUSCUM, F. subcarbonas—f. Oxidum Nigrum, Oxidum ferri nigrum—f. Oxidum rubrum, Colcothar, Ferri subcarbonas—f. Oxidum hydratum, Ferrum et Oxidum hydratum—f. Percyanidum, Prussian blue—f. Pila, F. limatura—f. et Potassæ tartras, Ferrum tartarizatum—f. Potassio-tartras, Ferrum tartarizatum.

FERRI PHOSPHAS, *Phosphate of Iron*, (*Ferri Sulphat.* ʒv, *Sodæ Phosphat.* ʒvi, *Aqua*, cong. Dissolve the sulphate of iron and phosphate of soda, severally in four pints of the water; then mix the solutions; and set the mixture by, that the powder may subside; lastly, having poured off the supernatant liquor, wash the phosphate of iron with water, and dry it with a gentle heat.—Ph. U. S.) Dose, 5 to 10 grains as a chalybeate. Rarely used.

FERRI POTASSIO-TARTRAS, Ferrum tartarizatum.

FERRI PROTOCARBONAS, *Protocarbonate of Iron*, (F.) *Carbonate de fer*. The protocarbonate of iron, thrown down from a solution of the sulphate of iron by the carbonate of soda, readily attracts oxygen and becomes converted into the sesquioxide. To prevent this, it may be associated with honey and sugar, and the mixture be reduced by evaporation to a pilular consistence. The mass constitutes the *Ferruginous Pills*—*Pilule ferrugineuses*, of Vallet—*Vallet's Pills*. See *Pilule Ferri Carbonatis*. The Edinburgh Pharmacopœia contains the *Ferri Carbonas Saccharatum*, *Saccharino Carbonate of Iron* prepared in this manner. It is the *Ferrum Carbonicum Saccharatum* of Klauer.

The protocarbonate is given in the same diseases as the lactate of iron. Ten or fifteen grains in the course of the twenty-four hours.

FERRI PROTOSULPHAS VIRIDIS, F. sulphas—f. Prussias, Prussian blue.

FERRI ET QUINIAE CITRAS, *Citrate of Iron and Quinia*, formed by the union of four parts of citrate of iron and one part of citrate of quinia, has been prescribed in cases where a combination of these tonics is indicated.

FERRI RAMENTA, F. limatura—f. Rubigo, F. subcarbonas—f. Scobs, F. limatura—f. Sesquioxidum, F. subcarbonas precipitatum.

FERRI SUBCARBONAS, *F. Carbonas*, *Ferrum precipitatum*, *Chalybis Rubigo preparata*, *Ferri Rubigo*. (The last two terms, as well as *Ferrugo*, are applied to the subcarbonate or rust, *Ærugo Ferri*, *Cacaferri*, formed by the action of moist air on metallic iron.) A protoxide of iron, oxidized by the decomposition of water; the carbonic acid being attracted from the air. Dose, gr. v to ʒss and more.

The *Ferri Subcarbonas* may be precipitated from sulphate of iron by carbonate of soda. The following is the formulâ of the Pharmacopœia of the United States:—*Ferri sulph.* ʒviij; *sodæ carb.* ʒix; *aquæ bullient.* cong. Dissolve the sulphate of iron and carbonate of soda severally in four pints of the water, then mix the solutions, and having stirred the mixture, set it by that the powder may subside; having poured off the liquor wash the subcarbonate with hot water, wrap it in bibulous paper, and dry with a gentle heat. It is, also, called *Ferri sesquioxidum*, *Oxidum ferri fuscum*, *Oxidum*

ferri rubrum, Deuto-carbonas Ferri fuscus, Crocus martis aperiens, Sesquioxide or peroxide of iron, (F.) Peroxide de fer, Safran de Mars aperitif.

FERRI SULPHAS, Sal Martis, Vitriolum Martis, Vitriolum Ferri, Ferrum Vitriolatium, Sulphas vel Protosulphas Ferri viridis, Calceadnum, Cal'cator, Cal'cotar, Chalcant'hum, Calcite'a, At'ramentum suto'rium, Vit'riol, Vitriolum viridè, An'ima Hep'atis, Sulphate of Iron, Green Vitriol, Copperas, (F.) Sulfate de fer. The Pharmacopœia of the United States directs it to be made by the action of sulphuric acid ζ xviii, on *Iron wire*, cut in pieces. ζ xij—*water*, a gallon—evaporating, crystallizing, and drying the crystals on bibulous paper. This salt is inodorous, and of a strong styptic taste. The crystals are light green, transparent, rhomboidal; and soluble in two parts of water. It is tonic and anthelmintic. Dose, gr. j. to vj and more.

FERRI SULPHAS CALCINATUM, Colcothar.

FERRI SULPHURETUM, Sul'phuret of Iron, Iron pyrites, (F.) Sulfure de fer; may be made by heating one part of sublimed sulphur, over three parts of *iron filings* in a crucible until the mass begins to glow. It is employed as a ready means for obtaining hydrosulphuric acid gas by the addition of sulphuric or chlorohydric acid.

FERRI TARTARUM, Ferrum tartarizatum—f. Tritoxydum, Colcothar.

FERRICUS HYDRAS, Ferrum oxydum hydratum.

FERRUGINEUS, Chalybeate.

FERRUGINOSUS, Chalybeate.

FERRUGO, Ferri subcarbonas, Ferrum oxydatum hydratum.

FERRUM, Mars, Side'ros, Metal'lum hæmatopœiticum, Iron, (F.) Fer. A metal of a bluish-gray colour; fibrous texture; brilliant and fine-grained fracture. Specific gravity 7.600 to 7.800: hard, ductile, malleable, and magnetic. The medicinal virtues of iron are tonic; producing fetid eructations, when it takes effect, owing to its meeting with acid in the stomach, which oxidizes it, and causes the evolution of hydrogen gas. When given in the metallic state, the filings are chiefly used: but the oxides and salts are most commonly employed.

FERRUM AMMONIATUM, Mur'ias Ammoniacæ et Ferri, Ferri ammonio-chloridum, Flores martiales, Flores salis ammoniaci martiales, Ens martis, Ens Ven'eri Boylei, Sal Martis muriaticum sublimatum, Sal ammoniacum martiale, Ammonium muriaticum martiatrum seu martiale, Aroph Paracel'si, Calendulae mineral'es, Ferrum ammoniacale, Ammoniated Iron, Ammonio-chloride of Iron, (F.) Muriate d'ammoniaque et de fer. A submuriate of ammonia with red muriate of iron. (*Ferri Subcarb.* ζ ij; *acid muriat.* f. ζ x; *ammon. muriat.* liijss; *aq. destillat.* Oiv. Mix the subcarbonate with the acid in a glass vessel and digest for two hours; then add the muriate, previously dissolved in distilled water, and having filtered the liquor, evaporate to dryness. Rub to powder.—(Ph. U. S.)) Dose, gr. iij. to gr. xv.

FERRUM AMMONIACALE, F. ammoniatum—f. Borussicum, Prussian blue—f. Carbonicum Saccharatum, Ferri protocarbonas—f. Cyanogenatum, Prussian blue—f. Hæmatites, Hæmatites—f. Magnes attractorium, Magnet.

FERRUM OXYDATUM HYDRATUM, Ferri Ox-

idum Hydratum (Ph. U. S.), *Ferrugo, Hydras Ferricus, Hydro-oxide of Iron, Hydrated Oxide of Iron, Hydrated peroxide of Iron, Hydrated Tritoxide of Iron.* It may be prepared by taking a solution of sulphate of iron, increasing its dose of oxygen by heating it with nitric acid, and precipitating the oxide by adding pure ammonia in excess, washing the precipitate and keeping it moist.

The following is the formula adopted by the Pharmacopœia of the United States, (1842,) *Ferri Sulph.* ζ iv; *acid. sulphuric.* f. ζ liiss, *Liq. ammoniac.* q. s., *aq.æ Oij.* Dissolve the sulphate of iron in the water, and having added the sulphuric acid, boil the solution: then add the nitric acid in small portions, boiling the liquid for a minute or two after each addition, until the acid ceases to produce a dark colour. Filter the liquid, allow it to cool, and add the liquor ammoniacæ in excess, stirring the mixture briskly; wash the precipitate with water, until the washings cease to yield a precipitate with chloride of barium, and keep it close in bottles with water sufficient to cover it.

It has been brought forward, of late, as an antidote to arsenic; and many cases of its efficacy have been published.

From 10 to 20 parts of the hydrated oxide would seem to be more than sufficient to convert 1 part of arsenious acid into the basic salt of iron.

FERRUM OXYDULATUM HYDROCYANICUM, Prussian blue—f. Potabile, F. tartarizatum—f. Præcipitatum, Ferri subcarbonas.

FERRUM TARTARIZATUM, Tartras Potas'sæ et Ferri, Tartarum Ferri, Ferri et Potassæ Tartras, Tartarus chalybeatus, Mars solubilis, Tartras kal'ico fer'ricus, Chalybstartarizatus, Tartarus martialis, Ferri potassio-tartras, Tartras Potas'sæ ferruginosus, Ferrum potabile, Globus martialis, Globuli Tartari martiales seu martiales soluti seu martiati seu tartratis ferri et lixivix, Boli Martis, Pyri martiales, Tartarized Iron, Tartrate de Potasse and Iron, (F.) Tartrate de potasse et de fer, Boule de Mars, Boule de Nancy, B. de Molsheim, B. d'Acier. (*Ferri subcarb.* ζ ij; *Acid. muriat.* f. ζ x; *Liquor Potassæ, Ovss; Potass. Bitart.* ζ vijss, *Aqua destillat.* cong. iss. Mix the subcarbonate of iron and the muriatic acid, and digest for two hours; pour the solution into a gallon of the distilled water; set aside for an hour, and pour off the supernatant liquor. To this add the liquor potassæ; wash the precipitate formed frequently with water, and, while yet moist, mix it with the bitartrate of potassa and half a gallon of the distilled water. Keep the mixture at the temperature of 140° for 30 hours, frequently stirring; filter the solution, and evaporate by means of a water bath, at the same temperature, to dryness.—(Ph. U. S.)) It is one of the mildest of the salts of iron, and not unpalatable. Dose, gr. x. to ζ ss.

The *Tinctura Martis Aperitiva, Tincture of Ludwig; Al'cohol cum Sulphate Ferri tartarizatus; Tinctura Martis Glauberi* is, essentially, a solution of this salt. It is also called *Eau de Boule*, and is used in contusions.

Helvetius's Styptic was composed of the filings of iron and tartar, mixed to a proper consistence with French brandy. It was called

in England *Eaton's Stypitic*; but this is now formed of *Sulphate of Iron*.

FERRUM VITRIOLATUM, Ferri sulphas.—f. Vitriolatum ustum, Colcothar.—f. Zooticum, Prussian blue.

FERTILITY, Fecundity.

FERULA, *Fanon*, *Palette*, Splint.—f. Africana, Bubon galbanum.—f. Asafetida, see Asafetida.—f. Persica, see Sagapenum.

FESSES, Nates.

FESSIER, Gluteal.—f. Grand, Glutæus maximus.—f. Moyen, Glutæus medius.—f. Petit, Glutæus minimus.

FETID, *Fætidus*, *Dysodæ*, *Caco'des*, *Bromosus*, *Graveolens*. Having a bad smell.

FETUS, Fætus.

FEU ACTUEL, Cauterium.—f. *Persique*, Herpes zoster, see Anthrax.—f. *Potential*, see Cauterium.—f. *Sacré*, Erysipelas.—f. *St. Antoine*, Erysipelas.—f. *Sauvage*, Ignis sylvaticus.—f. *Volage*, Ignis sylvaticus.

FEUX DE DENTS, Strophulus.—f. *Volages*, Porrigo larvalis.

FÈVE, *Vicia faba*—f. *de Carthagène*, Habilla de Carthagena.—f. *à Cochon*, Hyoscyamus.—f. *Épaisse*, Sedum telephium.—f. *des Marais*, *Vicia faba*—f. *de Sainte Ignace*, *Ignatia amara*—f. *Purgatif*, Ricinus communis.

FEVER, *Febris*, from *feritas*, 'wildness,' or from *fervor*, 'heat;' or from *februo*, 'I purify.' *Pyr*, *Pyr'etos*, *νυκτερος*, (F.) *Fèvre*. One of the most frequent and dangerous affections to which the body is liable. A person has an attack of fever, when he is affected with rigors, followed by increased heat of skin, quick pulse, languor, and lassitude. Rigors, increased heat, and frequency of pulse have each been assumed as the essential character of fever. It is not characterized, however, by any one, but depends upon the coexistence of many symptoms. Fevers have been usually divided into *idiopathic* or *essential*, and into *symptomatic*. The idiopathic arise without any obvious local cause. The symptomatic are dependent upon local irritation. Idiopathic fevers may be divided into three classes: 1. Those attended with distinct paroxysms:—intermittents. 2. Remittent and continued fevers: and, 3. Fevers, complicated with eruptions, or the exanthematous. These divisions admit of great variety; owing to climate, season, soil, age, &c. All ages and climates are liable to fever; and its exciting causes are very numerous. These causes may be common; as irritations in the intestines; external injuries, stimulants, &c.; or they may be specific; as miasmata, contagion, &c. The greatest diversity has prevailed regarding the theory of fever. Its primary seat has been placed in the brain, mucous membrane of the stomach and intestines, skin, nerves, blood-vessels, liver, vena cava, pancreas, &c. It would seem, however, that although, in fever, the whole of the functions are morbidly impressed, the arguments in favour of the impression being first made on the nervous system and the capillary system of vessels are the strongest. The exciting cause of fever, whatever it may be, produces an irregular action of the capillary system, which is soon conveyed to the rest of the system, owing to the extensive sympathy which exists between every part of the body; and it is probable, that all those local inflammations and congestions are the con-

sequence, rather than the cause, of this disordered condition of the system. The general character of fever is clearly shown by examination of the blood. When fever is devoid of inflammatory complication, the quantity of fibrin is in no case augmented. It frequently remains in the healthy proportion, and at times diminishes to an extent not met with in any other acute disease. The alteration of the blood in fevers, which consists generally in a diminution of the fibrinous element, is the reverse of what occurs in inflammation.

Many phenomena of fever are influenced by that *periodicity*, which we notice in the execution of several of the functions of the body. The types of intermittents are strong evidences of such an influence.

In the treatment of fever, it is important, 1. To bear in mind its tendency, particularly in the case of the exanthemata, to run a definite course, and terminate in restoration to health. 2. The disposition to local determination or hyperæmiæ:—the most frequent cause of the fatal termination of fever; a circumstance requiring the vigilant attention of the physician. 3. That the symptoms must be attentively studied, in order to deduce, as far as possible from them, the indications of cure. Lastly, attention must be paid to the prevalent epidemic. There are particular seasons in which fevers are very malignant; and others in which they are as mild; circumstances which necessarily have an effect upon the treatment.

FEVER, ADE'NO-MENINGE'AL, *Febris ad'no-meningea*, *Febris mesenter'ica* (BAGLIVI.) *Morbus mucosus*, *Febris mucosa*; *Mucous fever*, *Gastro-duodenopyra*, *Pituitous Fever*, *Catar'hal Fever*, *Phlegmapyra*, *Phlegmopyra*, *Phlegmatopyra*, *Gastro-Bronchitis*. Fever, accompanied with considerable mucous secretion; especially from the digestive tube.

FEVER, ADYNAM'IC, *Febris adynam'ica*, *Asthenicopyra*, *Asthenicopyretus*, *Asthenopyra*, *Asthenopyretus*. Fever attended with great prostration of the vital powers—as Typhoid and Typhus fever.

FEVER, ALGID, see Algidus.

FEVER, ANOM'ALOUS, *Febris anom'alus*, *F. erratic'a*, *F. irregularis*, *F. vaga*. A fever, whose progress and type are irregular.

FEVER, APHON'IC, *Febris aphonic'a*. A variety of intermittent, in which the voice is lost during the paroxysm.

FEVER, APOPLEC'TIC, *Febris apoplectic'a*, *Com'atose Fever*, *Febris comato'des*, *F. Lethar'gica*, *F. soporo'sa*. An intermittent or continued fever, attended with apoplectic-symptoms.

FEVER, ARTICULAR ERUPTIVE, *Dengue*—f. *Articular rheumatic*, *Dengue*.

FEVER, ARTIFIC'IAL, *Febris artificia'lis*, *Febris art' promo'ta*. Fever produced designedly by the internal or external use of stimulants.

FEVER, ASTHEN'IC, *Febris asthen'ica*. Fever accompanied with debility. It may include every variety of fever under certain circumstances, but is generally appropriated to typhus.

FEVER, ASTHMAT'IC, *Febris asthmat'ica*. A pernicious intermittent, accompanied with symptoms of asthma.

FEVER, ATAXO-ADYNAM'IC; *Febris atax'o-ady-nam'ica*. Fever characterized by symptoms of ataxia and adynamia.

FEVER, BARCELONA, FEVER, yellow—f. Bastard, Illegitimate fever.

FEVER, BILIOUS, *Febris bilio'sa*, *F. polychol'ica*, *Syn'ochus bilio'sa*, *F. aso'des*, *F. chol'er'ica*, *F. gas'trica*, *F. hepatic'a*, *Cholep'yra*, *Cholepy'r'atus*, *Hepatogastrocholo'sis*, *Febris cholepyret'ica*, *Enterop'yra bilio'sa*, *Choloz'e'mia febrilis*. The common remittent fever of summer and autumn; generally supposed to be owing to, or connected with, derangement of the biliary system.

FEVER, BILIOUS REMITTING, YELLOW, Fever, yellow—f. Bladdery, Pemphigus—f. Bouquet, Dengue—f. Brain, *F. cerebral*, Phrenitis—f. Brain, water, Hydrocephalus internus—f. Bucket, Dengue—f. Bulam, Fever, yellow—f. Camp, Typhus gravior.

FEVER, CARDIALGIC, *Febris cardial'gica*. A variety of pernicious intermittent, accompanied with violent cardialgia during the paroxysm.

FEVER, CARDITIC. Intermittent fever, accompanied with pain at the heart.

FEVER, CATARRHAL, *F. adeno-meningeal*.

FEVER, CEPHALALGIC, *Febris cephalal'gica*. A pernicious intermittent, accompanied with intense pain of the head. Also, intermittent cephalalgia.

FEVER, CEREBRAL, *Brain fever*. Fever, generally of an ataxic character, in which the brain is considerably affected.

FEVER, CHILDED, Fever, puerperal, Puerperal Fever—f. Childbed, Low, see Peritonitis.

FEVER, CHOLERIC, *Febris chol'er'ica*. A variety of pernicious intermittent, accompanied with symptoms of cholera morbus.

FEVER, CHOLERIC, OF INFANTS, Cholera infantum.

FEVER, CHRONIC, *Febris chron'ica*. Some authors apply this name to protracted fevers; others to hectic fever.

FEVER, COLLIQUATIVE, *Febris tab'ida*, *Febris colliquat'iva*. Fever, characterized by rapid emaciation, copious evacuations, and rapid prostration of strength.

FEVER, COMATOSE, *F. apoplectic*.

FEVER, CONGESTIVE, *Febris congest'iva*. Fever accompanied by obscure symptoms; or by great oppression and depression; in which it is difficult—and often impossible—to induce reaction. Congestive fevers occur in various parts of this country, especially in the fall; and they are very common in India. The term congestive fever is often used in some parts of the south of the United States very indefinitely—to include winter typhus and typhoid fevers, typhoid pneumonia, as well as intermittents and autumnal remittents.—Dickson.

FEVER, CONTINENT, see Continent and Continued fever—f. Continual, see Continued fever—f. Continued, common, Synochus.

FEVER, CONVULSIVE, *Febris convuls'iva*. A pernicious intermittent, accompanied by convulsions.

FEVER, DELIRIOUS, *Febris cum delir'io*, (*F.*) *Fievre delirante*. A pernicious intermittent, characterized by delirium in the paroxysms.

FEVER, DEPURATORY, *Febris depurato'ria*. A fever, to which was attributed the property of purifying the blood; or which indicated, that such a supposed depuration had occurred.

FEVER, DIAPHORETIC, *Febris diaphoret'ica*, *Febris sudato'ria*. A pernicious intermittent, with excessive sweating during the fit.

FEVER, DIARY, Ephemera.

FEVER, DIGESTIVE. The chilliness, followed by increased heat and quickness of pulse, which frequently accompanies digestion.

FEVER, DOUBLE, (*F.*) *Fievre double ou doublee*. An intermittent, which has two paroxysms in a given time, instead of one.

FEVER, DOUBLE-QUARTAN. A fever, whose paroxysms occur two days in succession, and fail the third day; the first paroxysm resembling the 4th; and the second the 5th.

FEVER, DOUBLE-QUOTIDIAN. An intermittent, whose paroxysms return twice every day at corresponding hours.

FEVER, DOUBLE-TERTIAN. An intermittent, whose paroxysms return every day; the first corresponding with the 3d, the second with the 4th, and so on.

FEVER, DUODECIMANE, *Febris duodecima'na*. A supposititious intermittent, whose paroxysms recur on the 12th day, or every 11 days.

FEVER, DYNAMIC, Synocha—f. Endemial, Remittent F.—f. Endemic, Remittent F.—f. Endemical, Remittent F.—f. Enteric, see Typhus—f. Ephemeral, Ephemera.

FEVER, EPILEPTIC, *Febris epilept'ica*. A variety of pernicious intermittent, accompanied with attacks of epilepsy.

FEVER, EROTIC, *Febris erot'ica*, (*F.*) *Fievre d'amour*. A chronic fever, occasioned by unpropitious love.

FEVER, ERRATIC, see Erratic—f. Eruptive, Exanthematica—f. Eruptive, articular, Dengue—f. Exacerbating, Remittent Fever.

FEVER, GANGRENOUS, *Febris gangra'no'sa*. Fever, accompanied by gangrene of various parts, and especially of the limbs and genitals. Senac describes an intermittent of this kind.

FEVER, GASTRALGIC. An intermittent accompanied with acute burning lacerating pain at the stomach.

FEVER, GASTRIC, *Febris gas'trica*, *F. gas'trica bilio'sa*, *Gastrocholo'sis*, *Hepatogastrocholo'sis*, *Stomach'ic fever*, *Syn'ochus Bilio'sa*. A name, given by some to bilious fever, which has appeared to be dependent on an affection of the stomach. Also, called *Meningo-gastric fever*, *Febris mening'o-gas'trica*, *Meningo-gas'tri'sis*, *Harvest fever*, (*F.*) *Fievre de la Moisson*, *F. Meningo-gastrique*.

FEVER, GASTRO-ADYNAMIC, *Febris gastro-ady'namic'a*. A fever, in which the symptoms of bilious fever are joined with those of adynamic fever.

FEVER, GASTRO-ANGIOTENIC. A fever, in which the symptoms of bilious are united with those of inflammatory fever.

FEVER, GASTRO-ATAXIC. A fever, in which the symptoms of bilious fever are united with those of ataxic fever.

FEVER, GIBRALTAR, Fever, yellow—f. Harvest, *F. Gas'tric*—f. Hæmagastic, *F. yellow*.

FEVER, HÆMOPTOIC, *Febris Hæmopto'ica*. A variety of masked intermittent, in which periodical hæmoptysis is the chief symptom.

FEVER, HAY, *Catarrhus ast'ivus*, *Summer Catarrh*, *Hay Asthma*, *Rose Catarrh*, *Summer Bronchitis*. A catarrh to which certain persons are subject in summer, and which has been ascribed in England to the effluvia of hay, but this is not the probable cause. It is a catarrh with sneezing, headache, weeping, snuffling

and cough, with, at times, fever and general discomfort. It is not uncommon in this country. It disappears spontaneously,—to recur on subsequent years about the same period.

FEVER, FREEDOM'ADAL. A supposititious fever, whose paroxysms return weekly, and on the same day.

FEVER, HECTIC, see Consumption, and Hectic Fever.

FEVER, HEPAT'IC OR HEPAT'AL'GIC. A pernicious intermittent, with violent pain in the right hypochondrium.

FEVER, HILL. A modification of remittent, occurring in the hilly districts of India.

FEVER, HOSPITAL, Typhus gravior.

FEVER, HUMORAL, *Febris humor'alis.* Fever, in which an alteration or deterioration of the humours is suspected.

FEVER, HUNG'ARY, *Febris Hungar'ica* seu *Pannon'ica* seu *Morbus Ungar'icus*, *Cephalon'osus*, *Vermis cer'ebri*, (F.) *Fièvre Hongroise* ou de *Hongrie*. An epidemic typhus, common amongst the soldiers in barracks, in Hungary.

FEVER, HYDROPHOB'IC, *Febris hydrophob'ica.* Pernicious intermittent with dread of liquids.

FEVER, HYSTER'IC, *Febris hyster'ica.* Hysteria, accompanied by fever. Hysteria, occurring with each paroxysm of intermittent.

FEVER, ICTERIC, *Febris icter'ica.* Fever, accompanied by jaundice. Some intermittents exhibit this complication at each paroxysm.

FEVER, INFANTILE, REMIT'TENT, *Febris infantum remittens*, *F. vermino'sa*, (of many), *Spurious worm fever*, *Remittent fever of children*, *F. mucos'a vermino'sa*, *Hect'ica infant'ilis*, *Febris lenta.* A fever occurring in childhood, which often assumes many of the characters of hydrocephalus. It appears generally to be dependent upon a morbid condition of the stomach and bowels.

FEVER, INFLAMMATORY, Synocha.

FEVER, INSID'IOUS. Fever, which, at first, seems devoid of danger, but subsequently becomes of a more or less malignant character.

FEVER, INTERMITTENT, see Intermittent fever—f. Jail, Typhus gravior—f. Jungle, see Jungle fever—f. Lenticular, Military fever.

FEVER, LOCHIAL, *Febris lochia'lis.* That acceleration of the circulation which sometimes occurs during the discharge of the lochia.

FEVER, LUNG, Catarrh, Pneumonia.

FEVER, MALIGNANT, *Febris maligna.* Fever which makes its approaches insidiously, and subsequently becomes formidable. Any fever which exhibits a very dangerous aspect.

FEVER, MALIGNANT, Typhus gravior—f. Malignant pestilential, Fever, yellow—f. Marsh, Elodes (febris.)

FEVER, MASKED, *Febris larvata*, (F.) *Fièvre larvée*, *Dead Ague*, *Dumb Ague.* Anomalous intermittent, the paroxysms of which have not the regular stages.

FEVER, MENINGO-GASTRIC, Fever gastric.

FEVER, MESENTER'IC, *Febris mesenter'ica.* A name given, by Baglivi, to a species of fever which appears to have belonged either to the *mucous* or *bilious*.

FEVER, MILK, *Febris lactea*, (F.) *Fièvre de lait* ou *laitense*, *F. Lactée*; *Galactop'gra*, *Galactop'y'etus.* The fever, which precedes or accompanies the secretion of milk in women recently delivered. It comes on generally about the third day after delivery, and is character-

ized by quick pulse; increased heat; redness of face; diminution or temporary suspension of the lochial discharge; tumefaction and tension of the breasts. It commonly terminates in twenty-four hours, and often with profuse perspiration. It requires the use of antiphlogistics, with dry diet.

FEVER, MIXED, Synochus—f. Mucous, F. adeno-meningeal.

FEVER NEPHRIT'IC, *Febris nephrit'ica.* Intermittent fever, accompanied with nephritic pain during the paroxysm.

FEVER, NERVOUS, *Febris nervo'sa* seu *neuro'des*, *Febris lenta nervo'sa*, *Neurop'gra*, *Neurop'y'etus.* A variety of Typhus; the *Typhus mitior* of Cullen. By many, however, it is esteemed a distinct disease. See Typhoid fever.

FEVER, NERVOUS, WITH EXANTHEMATOUS ERUPTION, Typhus.

FEVER, NON'ANE, *Febris non'ana.* A supposititious fever, whose paroxysms recur every ninth day, or every eight days.

FEVER, OCT'ANE, *Febris octa'na.* An intermittent, whose paroxysms recur every eighth day.

FEVER, PALUDAL, Intermittent—f. Paroxysmal, Remittent fever—f. Periodic, Intermittent.

FEVER, PERIOD'ICAL, *Febris period'ica.* An intermittent or remittent fever.

FEVER PERNIC'IOUS, *Febris pernicio'sa.* Intermittent fever, when attended with great danger, and which destroys the majority of those affected by it in the first four or five paroxysms; sometimes in the very first.

FEVER, PESTILENTIAL, *Febris pestilentia'lis.* The *Plague.* Also a severe case of typhus. The yellow fever and sweating sickness have, likewise, been thus designated.

FEVER, PITUITOUS, F. adeno-meningeal.

FEVER, PLEURIT'IC. An intermittent or remittent, accompanied with inflammation of the pleura.

FEVER, PNEUMON'IC, *Febris pneumon'ica*, an intermittent, accompanied with inflammation of the lungs. Also, pneumonia.

FEVER, PUERPERAL, *Febris puerpera'lis*, *Childbed fever*, (F.) *Fièvre puerpérale.* This name has been given to several acute diseases, supervening after delivery. It means, generally, a malignant variety of peritonitis, which runs its course very rapidly, and passes into a typhoid condition, unless met, at the very onset, by the most active depleting measures. By the generality of practitioners, it is esteemed to be eminently contagious; some, however, deny that it is so. See Peritonitis, and Puerperal fever.

FEVER, PUERPERAL ADYNAMIC OR MALIGNANT, see Peritonitis.

FEVER, PUKING, Milk sickness.

FEVER, PURULENT, *Febris purulenta.* Fever, which accompanies suppuration.

FEVER, PUTRID, Typhus gravior.

FEVER, QUINTAN, *Febris quinta'na.* A fever, whose paroxysms return every fifth day. It is seen rarely, if ever.

FEVER, QUOTIDIAN, see Quotidian—f. Red Tongue, see Typhus.

FEVER, REG'ULAR, *Febris regula'ris* seu *acquis'ita.* An intermittent whose paroxysms follow a determinate type. It is opposed to *atypic.* Sometimes opposed to *anomalous.*

FEVER, REMITTENT, see Remittent Fever—f. Remittent, infantile, see Fever, infantile remittent—f. Remittent of children, f. infantile remittent—f. Rheumatic, Rheumatism, acute—f. Root, *Triosteum perfoliatum*.

FEVER, SCORBU'TIC, *Febris scorbutica*. The febrile movement, which sometimes accompanies scorbutus or scurvy.

FEVER, SEC'ONDARY. A febrile condition, which recurs in certain affections after having ceased; such as the secondary fever, which comes on at the time of the maturation of the venolous pustules, or as the eruption of scarlatina, &c., disappears.

FEVER, SEPTAN, *Febris septima*. An intermittent, whose paroxysms recur every six days, and consequently on the seventh.

FEVER, SEXTAN, *Febris sexta*. A fever, which recurs every five days, and consequently on the sixth.

FEVER, SIMPLE, *Febris simplex*. Simple fever is that which has no predominant character—bilious, inflammatory, or nervous; and which is unaccompanied by any local determination, hyperæmia, or complication. It may be continued, remittent, or intermittent.

FEVER, SIMPLE CONTINUED. This is the most favourable form of continued fever, and has a tendency to wear itself out, provided only the *lædencia* be avoided. The prognosis is consequently favourable, and the treatment simple; consisting in perfect repose of body and mind, abstinence, and relieving the thirst by cold drinks.

FEVER, SINGUL'TOUS, *Febris singulto'sa* seu *lygmo'des* seu *lyngo'des*. Fever, accompanied with singultus or hiccough.

FEVER, SPOTTED, Typhus gravior.

FEVER, STER'CORAL, *Febris stercoralis*. Fever, produced by an accumulation of fæces in the intestines.

FEVER, STOMACHIC, Gastric Fever.

FEVER, STRANGERS'. Yellow, or remittent fever, which is endemic in certain places, and to which strangers are especially liable.

FEVER, SUBCONTINUAL, Remittent Fever.

FEVER, SUBINTRANS, *Febris subintrans*. An intermittent, in which one paroxysm is scarcely finished before the other begins.

FEVER, SWEATING, Sudor Anglicus.

FEVER, SYN'OPAL, *Febris synopalis*, *F. mi'mita*, (F.) *Fièvre synopale*. A variety of pernicious intermittent, in which there is, in every paroxysm, one or more faintings.

FEVER, SYNOCHOID, Synochus.

FEVER, SYPHILIT'IC, *Febris syphilitica*. Fever, accompanying syphilis, or supposed to be owing to a syphilitic taint.

FEVER, TER'TIAN, *Febris tertiana*. A fever, whose paroxysm returns on the third day, and consequently every two days.

FEVER, TRAG'IC, *Febris Tragica*. A low fever, in which the patient declaims like an actor during the delirium.

FEVER, TRAUMAT'IC, *Febris traumatica*. The fever, which supervenes on wounds or great surgical operations.

FEVER, TYPHOID, see Typhus—f. Typhoid of India, Cholera—f. Typhous, Typhus.

FEVER, VER'MINOUS, *Febris vermino'sa*, *Helminthop'ya*, worm fever. Fever, produced by the presence of worms in the digestive tube, or accompanied by their expulsion.

FEVER, VERNAL, *Febris vernalis*. An intermittent or other fever occurring in the spring. Vernal intermittents were formerly considered salubrious.

"An ague in the spring
Is physic for a king."

FEVER, VESICULAR, Pemphigus.

FEVER, WAL'CHEREN, *Gall-sickness*. The remittents and intermittents to which the British troops were exposed, who were attached to the expedition to Walcheren, in 1809.

FEVER, WATER BRAIN, Hydrocephalus internus—f. Winter, see Tongue, black—f. Worm, Verminous F.—f. Worm, spurious, Fever, infantile remittent.

FEVER, YELLOW, *Febris flava*, *F. seu Pestis America'na*, *Cholo'sis America'na*, *Ochrotyphus*, *Loimocholo'sis*, *F. flava Americano'rum*, *Pestilentia'hæmagast'rica*, *Pestis occidentalis seu intertrop'ica*, *Vomitus niger*, *Epan'etous malignus flavus*, *Remittens ictero'des*, *Tritoxoph'ya America'na*, *Typhus ictero'des*, *F. tropicus*, *F. continua putrida ictero'des Carolinensis*, *F. Eloquentis ictero'des*, *Febris maligna bilio'sa America*, *Ochro'p'ya*, *Syn'ochus ictero'des*, *Fièvre mate-lote*, *Febris maligna flava India Occidentalis*, *Endemial Causus of the West Indies*, *Causus tropicus endem'icus*, *Bilious remitting yellow fever*, *Malignant pestilential fever*, *Fièvre jaune d'Amérique*, *Fièvre gastro-adynamique*, *Typhus miasmaticque ataxique putride jaune*, *T. jaune*, *Vomito prieto*, *Vomito negro*, *Mal de Siam*, *Fièvre de la Barbade*, *F. de Siam*, *F. Ictérique*, *F. Gastro-hépatique*, *Hæmagast'ric Fever* or *Pestilence*, *Black vomit*, *Febris toxica*, *Febris tropica*, *Typhus d'Amérique*, *Bulam Fever*, *Gibraltar Fever*, *Barcelona Fever*. A very acute and dangerous febrile affection; so called, because complicated, in its second stage, with jaundice, and accompanied by vomiting of black matter. Sauvages, Cullen, and others regard it as a variety of typhus; and Pinel as a species of gastro-adyamic, or bilious putrid fever. It occurs, endemically, only within the tropics; but it has been met with epidemically in the temperate regions. Broussais regards the disease as gastro-enteritis, exasperated by atmospheric heat; so that it runs through its stages with much greater rapidity than the gastro-enteritis of our climates. The yellow colour of the skin, according to him, is owing to the inflammation of the small intestine,—and especially of the duodenum,—augmenting the secretion of the liver, and at the same time preventing its discharge into the duodenum. The pathology of this affection, as well as its origin, is still unsettled. The treatment must generally be of the most active nature at the onset; consisting in bleeding largely, and exhibiting mercury so as to excite a new action, if possible;—the other symptoms being combated according to general principles. It must vary, however, according to the epidemic.

FEVERBUSH, Laurus benzoin, Prinos.

FEVERFEW, Matricaria.

FEVERISH, *Feb'riens*, *Febrico'sus*, (F.) *Fièvreux*; from *febris*, 'fever.' That which causes fever, as *feverish food*, *feverish diathesis*, &c. Also, the state of one labouring under fever.

FEVERISHNESS, *Febricitatio*. The state of having fever. A slight febrile disorder.

FEVERROOT, *Pterospora andromedea*.

FEVERTREE, *Pinckneya pubens*.

FEVERWOOD, *Laurus benzoïn*.

FEVERWORT, *Eupatorium perfoliatum*, *Triosteum*.

FIBER, Castor fiber.

FIBRA, Fiber.—*f. Aurea, Coptis—f. Sanguinis, Fibrin*.

FIBRE, *Fibra, Is, Ctedon, Filum*. An organic filament, of a solid consistence, and more or less extensible, which enters into the composition of every animal and vegetable texture. The simple or elementary fibre of the ancients, from a particular assemblage and arrangement of which every texture of the body was conceived to be constituted, seems entirely ideal. The moderns usually admit, with Haller and Blumenbach, three elementary fibres or tissues. 1. The cellular or laminated, formed chiefly of thin plates, of a whitish colour and extensible, which seems to consist of concrete gelatin. 2. The nervous, pulpy, or medullary, formed of a soft substance, contained in a cellular sheath, and consisting of albumen united to a fatty matter. 3. The muscular, composed of round filaments, of a grayish or reddish colour, and formed of fibrin. Chaussier has added to these the albuginous fibre, but it seems to differ from the cellular fibre only in greater condensation of the molecules.

A very small or ultimate fibre is called a *Fibril, Fibrilla*.

FIBRE, ALBUGINEOUS, see Albuginea.

FIBRES, REMAK. Fibres described by Remak as peculiar to the sympathetic nerve, but which Valentin considers to be neurilemma, and to consist of fibre-cellular bundles.

FIBRIL, see Fibre.

FIBRILLA, Fibril.

FIBRIN or *Fibrin, Fibrine, Fibrina, Fibrini, Fibra sanguinis, Materia fibrosa, Lymphæ plastica*. An immediate animal principle—solid, white, and inodorous; insipid; heavier than water; without action on the vegetable blues: elastic, when moist; hard and brittle when dry. It enters into the composition of the chyle and the blood, and forms the chief part of the muscles of red-blooded animals. In certain diseased actions, *Fibrin* or *Coagulable lymph, gluten*, is separated from the blood, and is found in considerable quantity on the surfaces of membranes, and in the cavities of the body. Fibrin is likewise a proximate principle of vegetables, and differs but little in chemical composition from animal fibrin; nor does it differ much from albumen and casein. It is, however, more organizable than either. Albumen, indeed, possesses no plastic powers; but it appears to be converted into fibrin; which acquires such powers by some peculiar action of the living tissue.

Fibrin is very nutritious.

FIBRINOUS, *Fibrinosus*. That which is composed of fibrin, or has the appearance of fibrin.

FIBRO-CARTILAGE, *Fibro-cartilago*. An organic tissue, partaking of the nature of the fibrous tissue, and of that of cartilage. It is dense, resisting, elastic, firm, supple, and flexible. Fibro-cartilages are distinguished into,—1. *Membraniform*, or those which serve as moulds to certain parts, as the *alæ nasi* and eyelids. 2. *Vaginitiform*, or those which form sheaths for the sliding of tendons. 3. *Interar-*

ticular, those which are met with in the moveable articulations. 4. *Uniting*, (*F.*) *Fibro-cartilages d'union*, which form a junction between two bones, as the symphysis pubis. Fibro-cartilages are sometimes, formed adventitiously, as the result of a morbid process in different organs.

FIBRO-CARTILAGES, TARSAL, see Tarsus.

FIBRO-MUCOUS, *Fibro-mucosus*. Possessing the nature of fibrous and of mucous membranes. A term applied to fibrous membranes, which are intimately united with other membranes of a mucous nature, as the *pituitary membrane, the membrane of the urethra, &c.*

FIBRO-SEROUS, *Fibro-serosus*. Possessing the nature of fibrous and serous membranes. Membranes, composed of a fibrous, and a serous sheet, intimately united—as the *Dura Mater, Pericardium, Tunica albuginea testis, &c.*

FIBROUS, *Fibrosus*. Composed of fibres. Certain membranes, as the *dura mater, periosteum, ligamentous capsules of the joints, &c.* are fibrous. The fibrous system of Bichat includes the system of organs formed by the albuginous fibre of Chaussier. It comprises, particularly, the periosteum and perichondrium; the articular capsules and ligaments; the tendons; the *dura mater, pericardium, tunica sclerotica, tunica albuginea testis, outer membrane of the spleen, &c.* Under simple fibrous tissues, certain writers have classed the white and yellow fibrous tissues, and areolar tissue. Both the yellow and the white may be detected in the areolar tissue. The white is said to exist alone in ligaments, tendons, fibrous membranes, aponeuroses, &c. The yellow exists separately in the middle coat of the arteries, the chordæ vocales, ligamentum nuchæ of quadrupeds, &c. It differs from the white in possessing a high degree of elasticity.

FIBROUS MATTER OF THE BRAIN, see Cerebrum—*f. Membranes, see Membranes, fibrous*.

FIBULA, *Cruris radialis, Canna minor, Os peronæ, Peroneum, Focillè minus, Surâ, Arum-dô minor, Fistula Cruris, Tibia minima, Os tibiæ minus, 'a clasp.'* The splinter bone of the leg. (*F.*) *Péroné*. The long, small bone, situate at the outer part of the leg. The superior or tibial extremity of the fibula is rounded and forms the *caput* or *head*. It is articulated with the tibia. Its inferior or tarsal extremity is broader than the superior. It is articulated with the tibia and astragalus, and forms the *malleolus externus* or *outer ankle* by means of its *coronoid process*. The body of the bone has three faces, having more or less prominent edges. It is separated from the tibia by the interosseous space, and is developed by three points of ossification; one at the body, and one at each extremity. It prevents the foot from turning outwards.

FIBULAR, Peroneal.

FIBULATIO, Infibulatio.

FIC, Ficus.

FICAIRE, Ranunculus ficaria.

FICARIA, Scrophularia aquatica—*f. Ranunculoides; Ranunculus ficaria*.

FICATIO, Ficus.

FICOSA EMINENTIA, Ficus.

FICUS, *Sycô, Sy'cea, Sycam, Syco'sis, Syco'ma, Fica'tio, Fico'sus Tumor, Fico'sa eminentia, Maris'ca, (F.) Fic*. A fleshy excrescence, often soft and reddish, sometimes hard

and scirrhus, hanging by a peduncle, or formed like a fig; occurring on the eyelids, chin, tongue, anus, or organs of generation. The fici seated on the last mentioned parts are generally of a syphilitic character.

FICUS, F. Carica.

FICUS CARICA. The systematic name of the fig tree. (F.) *Figuier*. Carica, Ficus, Ficus vulgaris, Ficus communis, Syce, oux; (F.) *Figure*: the fig—Ficus, (Ph. U. S.)—is a pleasant fruit when ripe; as well as when dried in the state in which it is found in the shops. It is used, at times, in place of a cataplasm; especially in gum boils.

FICUS INDIE GRANA, Coccus cacti—f. Indica, Musa paradisiaca, see Caoutchouc and Lacca—f. Religiosa, see Lacca.

FIDGETS. Of doubtful etymology. *Dysphoria simplex*, *D. nervosa*, *Erethismus simplex*, *Titubatio*, (F.) *Frôtillement*. General restlessness and troublesome uneasiness of the nerves and muscles; with increased sensibility, and inability of fixing the attention, accompanied with a perpetual desire of changing the position. See *Agacement des Nerfs*.

FIDICINALES, Lumbricales manus.

FIEL, Bile.

FIELDWEED, *Anthemis cotula*, *Erigeron Philadelphicum*.

FLÈVRE, Fever—f. *d'Accès*, Intermittent fever—f. *Adynamique*, Typhus—f. *Algide*, see *Algidus*—f. *d'Amour*, Fever, erotic—f. *Angio-éténique*, Synocha—f. *Annuelle*, see Annual Diseases—f. *Ardent*, Ardent fever, Synocha—f. *Ataxique*, Typhus—f. *de la Barbade*, Fever, yellow—f. *Bulleuse*, Pemphigus—f. *des Camps*, Typhus gravior—f. *Catarrahale*, Catarrh—f. *Catarrahale épidémique*, Influenza—f. *Cérébrale*, Cerebral fever—f. *Cérébrale des Enfants*, Hydrocephalus internus—f. *Cholérique*, Choleric fever—f. *de Consomption*, see *Consumption*—f. *Continente inflammatoire*, Synocha—f. *Déliante*, Fever, delirious—f. *Double*, Fever, double—f. *Doublee*, Fever, double—f. *Entéro-mésentérique*, Typhoid fever—f. *Étiqne*, Hectic fever—f. *Gastro-adynamique*, Fever, yellow—f. *Gastro-hépatique*, Fever, yellow—f. *Hectique*, Hectic fever—f. *de Hongrie*, Fever, Hungarian—f. *d'Hôpital*, Typhus gravior—f. *Ictérique*, Fever, yellow—f. *Inflammatoire*, Synocha—f. *Intermittente*, Intermittent fever—f. *Irritative*, Synocha—f. *Jaune d'Amérique*, Fever, yellow—f. *Lactée*, Fever, milk—f. *de Lait*, Fever, milk—f. *Laituse*, Fever, milk—f. *Larvée*, Fever, masked—f. *Lenticulaire*, Typhus gravior—f. *du Levant*, Plague—f. *des Marais*, Intermittent Fever—f. *Matelote*, Fever, yellow—f. *Méningo-gastrique*, Fever, gastric—f. *Mésentérique*, see Typhus—f. *de la Moisson*, Fever, gastric—f. *Morbilleuse*, Rubella—f. *Nerveuse*, Typhus mitior—f. *Nosocomiale*, Typhus gravior—f. *Ortiée*, Urticaria—f. *Oscitante*, Oscitant fever—f. *Périodique*, Intermittent fever—f. *Péripneumonique*, Pneumonia—f. *Pernicieuse délirante*, see Delirious—f. *Pleurétique*, Pleurisy—f. *des Prisons*, Typhus gravior—f. *Pneumonique*, Pneumonia—f. *Pourpre*, Scarlatina—f. *Puerpérale*, Fever, puerperal, see Peritonitis—f. *Quarté*, Quartan—f. *Quotidienne*, Quotidian—f. *Rémittente*, Remittent fever—f. *Rhumatismale*, Rheumatism, acute—f. *Rouge*, Roseolæ, Scarlatina—f. *Sanguine*, Synocha—f. *Semiterce*, Hemitritæa—f. *de Stam*,

Fever, yellow—f. *Suante*, Sudor Picardicus—f. *Synopale*, see Fever syncopal, and Synopale—f. *Tierce*, Tertian fever—f. *Typhoïde*, see Typhus—f. *Vésiculaire*, Pemphigus.

FLÈVREUX, Feverish.

FIG, INDIAN, Cactus opuntia.

FIGUE, see Ficus carica.

FIGUIER, Ficus carica—f. *d'Inde*, Cactus opuntia.

FIGURATIO, Imagination.

FIGURE, Countenance.

FIGURÉ, (F.) An epithet for a compressive bandage, applied over the head after bleeding from the frontal vein. It has also been called *bandage royal*.

FIGWORT, Scrophularia nodosa—f. Water, greater, Scrophularia aquatica.

FILACEOUS, Filamentous.

FILAMENT, *Filum*, *Filamentum*, from *filum*, 'a thread.' This word is used synonymously with *fibril*; thus, we say, a *nervous* or *cellular filament* or *fibril*. Also, the glairy, thread-like substance, which forms in the urine in some diseases, and which depends on a particular secretion from the mucous membrane of the urinary passages.

FILAMEN'TOUS, *Filamento'sus*. Filaceous; threadlike; filiform. Containing threadlike substances, as the *Tunica filamentosa* or *Decidua*—*Filamentous urine*; urine containing threadlike substances.

FILAMENTUM, Frænum.

FILARIA HOMINIS BRONCHIALIS, see Worms—f. *Medinensis*, *Dracunculus*—f. *Oculi*, see Worms.

FILBERT, *Corylus avellana*.

FILELLUM, Frænum.

FILET (DE LA LANGUE,) Frænum—f. *de la Verge*, Frænum penis—f. *Opération du*, see Frænum.

FILETUM, Frænum linguæ.

FILICULA, *Polypodium filix mas*.

FILIFORM, *Filiformis*, from *filum*, 'a thread,' and *forma*, 'form;' having the shape of a thread; as the *filiform papilla* of the tongue. See *Papilla*.

FILING, Limatio.

FILIPENDULA, *Spiræa filipendula*.

FILIUS ANTE PATREM, Tussilage.

FILIX FEMINEA, *Pteris aquilina*—f. Florida, *Osmunda regalis*—f. *Mas*, *Polypodium filix mas*—f. *Nymphæa*, *Pteris aquilina*—f. *Veneris*, *Adiantum pedatum*.

FILLE, Girl.

FILLET, Fascia.

FILTRATION, *Filtratio*, *Percollatio*, *Filtatio*, *Ethismus*. A pharmaceutical operation, which consists in passing a fluid through a filter or strainer, for the purpose of clarifying it. In ancient physiology, it meant the action by which the different humours of the body are separated from the mass of the blood.

FILTRUM. A filter. Any porous material; such as *sand*, some kinds of *freestone*, powdered *charcoal*, pounded *glass*, *flannel*, unsized *paper*, &c., through which a fluid is passed for the purpose of separating it from the matters suspended in it.

FILUM, Filament—f. *Tæniaforme*, *Tæniola*. FIMBRIA, *Parar'ma*. A band; a fringe; as the *fimbria* or *fimbriated extremity* of the Fallopian tube.

FIMBRIÆ CARNOSE COLI, Epiploic ap-

pendages—*f.* Tubarum Fallopii, see Tube, Fallopiian.

FIMUS, *Bor'borus, Onthus, Stercus.* Dung: excrement.

FIMUS seu STERCUS AN'SERIS, *Goose-dung*, was applied as a poultice to the feet in malignant fever. See *Chenocopus*.

FIMUS EQUINUS, *Stercus equi non castrati, Stone horse-dung*, was once thought anti-pleuritic.

FIMUS VACCÆ, *Cow-dung*, was employed as a cataplasm, especially in gout.

FINCKLE, Anethum.

FINGER, Digtus—*f.* Ring, Annular finger—*f.* Stall, Digitale.

FINIS ASPERÆ ARTERIÆ, Larynx.

FIOLE, Phiala.

FIRE, PERSIAN, Anthracion—*f.* St. Anthony's, Erysipelas—*f.* Weed, Senecio.

FIRE-DAMP, Hydrogen, carburetted.

FIRING, Cauterization.

FIR, SCOTCH, Pinus sylvestris—*f.* Spruce, Norway, Pinus abies—*f.* Tree, silver, European, Pinus picea—*f.* Yew-leaved, Pinus abies.

FIR-MOSS, UPRIGHT, Lycopodium selago.

FISHSKIN, Ichthyosis.

FISH-TONGUE. An instrument—so called from its shape—used by some dentists for the removal of the dentes sapientiæ.

FISSICULATIO, from *fissiculare*, 'to cut off,' 'open,' 'make incisions.' An old word for an opening made with a scalpel.

FISSIPAROUS, see Generation.

FISSURA, Fissure—*f.* Capillorum, Distrix—*f.* Contrajacens, Contra-fissura—*f.* Magna vulvæ, see Rima—*f.* Pilaris, Trichismus.

FISSURE, *Fissu'ra, Schisma, Scissu'ra, Rhegē, Rhagma, Rhægmus*, from *findere*, 'to cleave;' a long and narrow cleft or opening in a bone—*Rhagē, ραγή, Cœasma, κείσμα.* (F.) *Fissure, Fente.*

Fissure has various acceptations. 1. A fracture, *Catag'ma fissu'ra*, in which the bone is cracked, not separated, as in fracture. 2. A narrow, long, and superficial solution of continuity, around the external openings of the mucous membranes. A sort of chap, observed on the hands, particularly on the callous hands, of workmen, in certain mechanical employments. 3. Small, chapped ulcerations, sometimes noticed in young children, owing to the contact of the fæces and urine with the fine delicate skin of the thighs, nates, and genital organs. 4. Clefts of a more or less deep nature, occurring on the genital organs in the vicinity of the anus, in those labouring under syphilis. These are usually called *rhagades*.

FISSURE, CAPILLARY, see Pilatio.

FISSURE, CENTRAL. The aggregate of the cavities or ventricles of the brain. Meckel considers this but one cavity in the form of a cross.

FISSURE OF GLASER, Fissure, glenoid—*f.* of Glaserius, *f.* Glenoid.

FISSURE, GLENOID, *Fissure of Glaser* or *Glaserius*, (F.) *Fissure ou Scissure de Glaser, Fente glenoidale* ou *Fêlure de Glaser*, divides the glenoid cavity of the temporal bone into two parts, and gives passage to the chorda tympani, &c.

FISSURE, INFRAORBITAR, Suborbital fissure—*f.* Orbital, see Orbital fissure—*f.* Orbital, inferior, Spheno-maxillary fissure—*f.* Orbital, superior, Sphenoidal Fissure.

FISSURE OF ROLAN'DO. A transverse fissure

placed between two superior cerebral convolutions, which are met with above the fissure of Sylvius.

FISSURE, SEMILUNAR. A notch at the anterior edge of the cerebellum, where it receives fibres which connect it to the cerebellum and mesocephalon.

FISSURE OF SYLVIVS, *Fissu'ra* vel *Fossa Magna Syl'vii*. A deep, narrow sulcus, which ascends obliquely backwards from the temporal ala of the sphenoid bone near to the middle of the parietal bone; and which parts the anterior and middle lobes of the cerebrum on each side.

FISSURE OF SYLVIVS, Ventricle, fifth.

FISTULA, *Syrinx, Syrin'ga, Aulos*—when of a small size, *Aulis'cos*. A solution of continuity, of greater or less depth, and sinuosity; the opening of which is narrow, and the disease kept up by an altered texture of parts, so that it is not disposed to heal. A fistula is *incomplete* or *blind*, when it has but one opening; and *complete* when there are two, the one communicating with an internal cavity, the other externally. It is lined, in its whole course, by a membrane, which seems analogous to mucous membranes. *Incomplete fistulæ* may be *internal* or *external*. The former are those which open *internally*; the latter those which open *externally*. *External incomplete fistulæ* are kept up by caries or necrosis of bones, by extraneous bodies in any of the living textures, or by purulent cavities, the walls of which have not become united. *Internal incomplete fistulæ* generally soon become complete, since the discharge that escapes from them into the cavities into which they open, has a constant tendency to make its way outwardly, and soon occasions ulceration of the integuments. Fistulæ have received different names according to the discharge which they afford, and the organs in which they are seated,—as *lachrymal, biliary, salivary, synovial, urinary*—*Fistu'la urin'æ, Uris*. The great object of treatment, in fistulous sores, is to bring on an altered condition of the parietes of the canal, by astringent or stimulating injections, caustics, the knife, pressure, &c.

Those which are dependent on diseased bone, cartilage, tendon, &c., do not heal until after the exfoliation of the diseased part. Fistulæ of excretory ducts are produced either by an injury of the duct itself or by the retention and accumulation of the fluids to which they have to give passage. Thus, *Fistu'la lachrymalis, Dacryosyr'inx, Emphrag'ma lachrymalē, Hydrops sacci lachrymalis, Dropsy of the lachrymal sac*, commonly proceeds from the obliteration of the nasal duct, or from atony of the lachrymal sac; which circumstances prevent the tears from passing into the nostrils.

FISTULA IN ANO, *Archosyr'inx*, generally occurs from some mechanical pressure or impediment. The principal indication in the treatment of these fistulæ of the excretory canals being to put a stop to the constant discharge of the secretions, &c., through the preternatural channel, the fistulous passage is at times laid open, and a communication established with the natural excretory canal; at others, strong pressure is employed to procure its obliteration.

FISTULA BELLINIANA, Uriniferous tube—*f.* Cibalis, Esophagus—*f.* Cruris, Fibula—*f.* Duræ matris, Sinus of the dura mater—*f.* Lachrymalis, see *Fistula*—*f.* Nervorum, Neurilemms—

f. Sacra, Medulla apinalis, Vertebral column—f. Spiritalis, Trachea—f. Urinaria, Urethra—f. Uterum renum, see Calix—f. Urinæ, see Fistula—f. Ventriculi, Œsophagus.

FISTULES STERCORAIRES, see Stercoraceus.

FISTULOUS, *Fistulosus*, *Syringicus*, *Syringoides*. Relating to, or resembling, a fistula; as 'a fistulous opening.'

FITROOT, *Monotropa uniflora*.

FIVE FINGERS, *Panax quinquefolium*.

FIXED, *Fixus*, from *fixere*, 'to fasten.' A body not capable of being volatilized by fire is said to be fixed. Thus, we say *fixed oils*, in contradistinction to *volatile oils*.

FIXEN, MINERAL WATERS OF. This spring is four leagues from Waldsassen, in Bavaria. It contains carbonic acid, holding in solution carbonates of lime and magnesia, chlorides of lime and magnesia, carbonate of soda and silica. In Bavaria, it replaces the Seltzer water.

FIXI DENTES. The teeth of the second dentition.

FLABELLATION, *Flabella'rio*, from *flabellare*, to agitate the air. An operation, recommended by Ambrose Paré, which consists in keeping the fractured limbs cool, as well as the dressings surrounding them, by the renewal of the air around them, either by the use of a fan, or the repeated change of position of the parts affected.

FLABELLUM ET VENTILABRUM CORDIS, Pulmo.

FLACCIDITY, *Flacciditas*, from *flaccidus*, 'flabby,' 'soft.' Softness of a part so as to offer little resistance on pressure.

FLAG, BLUE, *Iris versicolor*—f. Myrtle, *Acorus calamus*—f. Root, *Acorus calamus*.

FLAGELLATIO, Mastigosis.

FLAMBE, *Iris Germanica*—f. *Bâtard*, *Iris pueadacorus*.

FLAMBOISE, *Ignis sylvaticus*.

FLAME, VITAL, Vital principle.

FLAMMA, Fleam—f. Cordis, Biolychnium—f. Vitalis, Biolychnium.

FLAMME, Fleam—f. *Vitale*, Vital principle.

FLAMMETTE, Fleam.

FLAMMON, *Lachesis rhombeata*.

FLAMMULA, Fleam—f. Cordis, Biolychnium—f. Jovis, *Clematis recta*—f. Vitalis, Animal heat, Biolychnium, Vital principle.

FLANCS, Flanks.

FLANKS, L'ia, L'ea, La'gones, Lap'ara, Ceno'nes, (F.) *Flancs, Les Iles*. The regions of the body, which extend on the sides, from the inferior margin of the chest to the *crista ili*.

FLAP OPERATION OF AMPUTATION, *Amputation à lambeaux*.

FLATUARIUS, Alchymist.

FLATULENCE, *Flatulentia, Flatus, Flatuositas, Aëristu'us, Pneumato'sis ventriculi et Pn. enter'ica, Pneumatosis, Bdes'ma, Hyperpneus'tia, Glydon, Physa, Polyphy'sia, Lîmo'sis Flatus, Ereux'is, Bombus, Flatuosity, Wind*, (F.) *Ventosité, Flatuosité*. Emission of wind by the mouth or anus, or accumulation of wind in the digestive tube.

FLATULENT, Windy.

FLATULENTIA, Flatulence.

FLATUOSITÉ, Flatulence.

FLATUOSITY, Flatulence.

FLATUS, Creptitation, Flatulence—f. Furi-

osus, *Ambulo-flatulentus*—f. *Spinæ, Spina ventosa*.

FLAVEDO CORTICUM CITRI, see *Citrus medica*.

FLAVOUR, from (F.) *fai're*, 'to smell.' The quality of a sapid body, which is appreciated by the taste and smell combined, and more especially by the latter. Some physiologists consider, that flavour is effected through the smell alone.

FLAVUS, Yellow.

FLAX, COMMON, *Linum usitatissimum*—f. *Purging, Linum catharticum*—f. Seed, see *Linum usitatissimum*—f. Toad, *Antirrhinum linaria*.

FLEA, COMMON, *Pulex irritans*.

FLEABANE, GREAT, *Conyza squarrosa*—f. *Various-leaved, Erigeron heterophyllum*—f. *Bane, Canada, Erigeron Canadense*—f. *Philadelphia, Erigeron Philadelphicum*—f. *Skevisch, Erigeron Philadelphicum*.

FLEAM, Flamma, Flam'mula, Schaste'ron, Fossb'rium, Phlebotomum. A surgical instrument used for the operation of phlebotomy. (F.) *Flamme, Flammette*. It consists of a small metallic box, containing a spear-pointed cutting instrument, which, by means of a spring, can be forced into the vein. It is much used in Germany and some other European countries, and is not unfrequently employed in America; but is scarcely ever seen in France or Great Britain.

FLEAWORT, *Plantago psyllium*.

FLÉCHISSEUR, Flexor—f. *Court commun des orteils, Flexor brevis digitorum pedis*—f. *Court du petit doigt, Flexor parvus minimi digiti*—f. *Court du petit orteil, Flexor brevis minimi digiti pedis*—f. *Profond des doigts, Flexor profundus perforans*—f. *Sublime des doigts, Flexor sublimis perforatus*—f. *Superficiel des doigts, Flexor sublimis perforatus*—f. *Court du gros orteil, Flexor brevis pollicis pedis*—f. *Grand commun des orteils, Flexor longus digitorum pedis profundus perforans*—f. *Long commun des orteils, Flexor longus digitorum pedis profundus perforans*—f. *Long du gros orteil, Flexor longus pollicis pedis*—f. *Court du Pouce, Flexor brevis pollicis manûs*.

FLECTENS PAR LUMBORUM, *Quadratus lumborum*.

FLEGMEN, Flemen.

FLEMEN, Flegmen. A tumour about the ankles. Also, a chap on the feet and hands.

FLERECIN, Gout.

FLESH, Caro, Sarx, (F.) Chair. Every soft part of an animal is so named; but more particularly the muscles, which are called *muscular flesh*.

FLESH, PROUD, Fungosity.

FLETUS, Lachrymatio.

FLEURS, Flowers, Menses—f. *Blanches, Leucorrhœa*—f. *de Muscade, Mace*—f. *de Soufre, Sulphur sublimatum*.

FLEXIBILITY, Flexibil'itas, from *flectere*, 'to bend.' Capability of being bent. A physical property of the tissues, which varies greatly according to the structure. The tendons exhibit this property in a marked manner.

FLEXIO, Campsis.

FLEXION, Flex'io, Campè, from *flectere*, 'to bend.' The state of being bent. The action of a flexor muscle.

FLEXOR. Same etymon. (F.) *Fléchisseur*.

A muscle, whose office it is to bend certain parts.

FLEXOR BREVIS DIGITORUM PEDIS PERFORATUS, *F. Sublimis, Flexor brevis, Flexor digitorum brevis sive perforatus pedis, Perforatus seu flexor secundus internodii digitorum pedis, Calcaneo-sous-phalangettien commun, Calcaneo-sous-phalangien commun*,—(Ch.) (*F.*) *Muscle court fléchisseur commun des orteils*. A muscle, placed at the middle of the sole of the foot. It is narrower and thicker behind than before, where it is divided into four portions. It arises from the posterior part of the inferior surface of the os calcis, and is inserted at the inferior surface of the second phalanx of the last four toes. It bends the second phalanges of the toes on the first, and the first on the metatarsal bones; in this manner augmenting the concavity of the vault of the foot.

FLEXOR BREVIS MINIMI DIGITI, *F. parvus minimi digiti*.

FLEXOR BREVIS MINIMI DIGITI PEDIS, Parathenar minor, (*F.*) *Court fléchisseur du petit orteil, Tarso-sous-phalangien du petit orteil*—(Ch.) A muscle, situate at the anterior and outer part of the sole of the foot. It arises from the posterior extremity of the fifth metatarsal bone, and is inserted into the posterior part of the first phalanx of the little toe, which it bends.

FLEXOR BREVIS POLLICIS MANUS, Flexor secundus internodii, Thenar, Flexor primi et secundus ossis pollicis, (*F.*) *Court fléchisseur du pouce—Carpophalangien du pouce*.—(Ch.) *Demi-interosseux du pouce*. A muscle, situate at the outer part of the palm of the hand. It is divided into two portions by the tendon of the *Flexor longus pollicis*. It arises from the os magnum, the anterior annular ligament of the carpus and the third metacarpal bone; and is inserted into the superior part of the first phalanx of the thumb, and into the two ossa sesamoidea at the articulation of the first phalanx with the first metacarpal bone. Its use is to bend the first phalanx of the thumb on the first metacarpal bone; and the latter upon the trapezium.

FLEXOR BREVIS POLLICIS PEDIS, Flexor brevis, Flexor hallucis vel brevis pollicis, (*F.*) *Tarso-phalangien du pouce, Court fléchisseur du gros orteil, Tarso-sous-phalangettien du premier orteil*—(Ch.) It is situate at the anterior and inner part of the sole of the foot; is thin and narrow behind, thick and divided into two portions before. It arises from the inferior part of the os calcis and the last two cuneiform bones, and is inserted at the inferior part of the base of the first phalanx of the great toe, and into the two sesamoid bones of the corresponding metatarso-phalangian articulation. It bends the first phalanx of the great toe on the first metacarpal bone.

FLEXOR CARPI RADIALIS, Palmaris magnus—*f. Carpi ulnaris*, see *Cubital* (muscles)—*f. Hallucis, F. brevis pollicis pedis—f. Hallucis longus, F. longus pollicis pedis*.

FLEXOR LONGUS DIGITORUM PEDIS PROFUNDUS PERFORANS, Perforans, seu *Flexor profundus, Perodactyleus, Peronodactylus, Peronodactylæus, Peronodactylus, Flexor digitorum longus sive Perforans pedis, Perforans seu Flexor tertius internodii digitorum pedis*; (*F.*) *Tibio-phalangettien*—(Ch.), *Grand ou*

long fléchisseur commun des orteils. A muscle, situate at the posterior, and deep-seated part of the leg. It is broader at its middle than extremities, the inferior of which is divided into four portions. It arises from the posterior surface of the tibia; and its tendons are attached to the posterior part of the lower surface of the three phalanges of the last four toes. It bends the three phalanges on each other, and the toes on the metatarsus, and extends the foot on the leg.

The *Accessorius, Flexoris Longi Digitorum Pedis, Caro quadrata Syl'vii, C. accessoris, Massa carnea Jacobi Syl'vii, Plantaris verus*, (*F.*) *Accessoire du long fléchisseur commun des orteils, Carrée*, is a small muscle of the sole of the foot, which passes obliquely from the os calcis to the outer edge of the flexor longus, whose force it augments, and corrects its obliquity.

FLEXOR LONGUS POLLICIS MANUS, Flexor longus pollicis, Flexor tertius internodii, Flexor tertius internodii sive longus simus pollicis; (*F.*) *Radio-phalangettien du pouce*.—(Ch.) Situate at the anterior and profound part of the forearm. It arises from the upper three quarters of the anterior surface of the radius and interosseous ligament, and is inserted, by a tendon, into the anterior surface of the last phalanx of the thumb. It bends the second phalanx of the thumb on the first; the first on the corresponding metacarpal bone, and this upon the radius. It can, also, bend the hand on the forearm.

FLEXOR LONGUS POLLICIS PEDIS, Flexor Hallucis vel Pollicis longus, (*F.*) *Péronéo-phalangien du gros orteil, Long fléchisseur du gros orteil, Péronéo-sous-phalangettien du pouce*.—(Ch.) It is situate at the posterior and profound part of the leg. It arises from the posterior surface of the fibula and the interosseous ligament, and is inserted, by means of a long tendon, into the inferior part of the first phalanx of the great toe. It bends the third phalanx on the first, and this upon the corresponding metatarsal bone. It augments the concavity of the sole of the foot, and extends the foot on the leg.

FLEXOR PARVUS MINIMI DIGITI, Abducitor minimi digiti, Hypothenar Riola'ri, Flexor brevis minimi digiti manus, Hypothenar minimi digiti, (*F.*) *Carpophalangien du petit doigt*.—(Ch.) *Court fléchisseur du petit doigt*. It arises from the anterior annular ligament of the carpus and the process of the os unctiforme, and is inserted at the inner side of the superior extremity of the first phalanx of the little finger. It bends the first phalanx of the little finger.

FLEXOR PERFORANS, F. profundus perforans—*f. Perforatus, F. sublimis perforatus—f. Primi internodii, Opponens pollicis—f. Primi internodii digitorum manus, Lumbricalis manus—f. Primi et secundus ossis pollicis, F. brevis pollicis manus*.

FLEXOR PROFUNDUS PERFORANS, F. Profundus, F. Perforans, F. Perforans vulgo profundus, Flexor tertius internodii digitorum manus vel Perforans manus; (*F.*) *Cubito-phalangettien commun*—(Ch.) *Fléchisseur profond des doigts*. A thick, flat, long muscle, seated beneath the *Flexor sublimis perforatus*. Its upper extremity is simple, and arises from the anterior surface of the ulna and from the interosseous ligament. Its inferior extremity terminates by four tendons which, after having passed through the slits in the *sublimis*, are inserted into the anterior surface of the last phalanges of the four

fingers. It bends the third phalanges on the second; and, in other respects, has the same uses as the Flexor sublimis perforatus.

FLEXOR SECUNDI INTERNODII DIGITORUM PEDIS, *F. brevis digitorum pedis*—*f. Tertii internodii*, *F. longus pollicis manûs*—*f. Tertii internodii digitorum manûs*, *F. profundus perforans*—*f. Tertii internodii digitorum pedis*, *F. longus digitorum pedis profundus perforans*—*f. Ossis metacarpi pollicis*, *Opponens pollicis*—*f. Perforatus pedis*, *F. brevis digitorum pedis*—*f. Sublimis*, *F. brevis digitorum pedis*.

FLEXOR SUBLIMIS PERFORATUS, *F. Perforatus*, (*F.*) *Fléchisseur sublimien ou superficial des doigts*, *Épitrochlo-phalangien commun*;—(*Ch.*) It is a thick, flat, muscle, seated at the anterior part of the forearm. Its upper extremity, which is simple, arises from the internal condyle of the os humeri;—from the coronoid process of the ulna, and from the anterior edge of the radius. Its lower extremity divides into four tendons, which slide under the anterior annular ligament of the carpus, and are inserted into the second phalanges of the last four fingers, after having been slit to allow the tendons of the flexor profundus to pass through them. This muscle bends the second phalanges on the first; these on the carpal bones, and the hand on the forearm.

FLEXURA, Curvature—*f. Sigmoidea*, Sigmoïd flexure.

FLEXWEED, *Sisymbrium sophia*.

FLOCCI, see Villous membranes.

FLOCCILEGIUM, Carphologia.

FLOCCORUM VENATIO, Carphologia.

FLOCCULLI, see Villous membranes.

FLOR DE MISTELA, see Mistura.

FLORENCE, CLIMATE OF. This agreeable Italian city is by no means a favourable residence for the phthical invalid. Sir James Clark affirms, indeed, that he does not know any class of invalids for whom Florence offers a favourable residence. It is subject to sudden vicissitudes of temperature, and to cold piercing winds during the winter and spring.

FLORES BENZOES, Benjamin, flowers of—*f. Boracis*, Boracic acid—*f. Macidis*, see *Myristica moschata*—*f. Macis*, Mace—*f. Martiales*, Ferrum ammoniatum—*f. Salis ammoniaci martiales*, Ferrum ammoniatum.

FLORIDA, CLIMATE OF, see Saint Augustine.

FLORIDA, WATERS OF. Near Long Lake, in Florida, United States, which communicates with St. John's River by a small creek, there is a vast fountain of hot mineral water, issuing from a bank of the river. From its odour it would seem to be sulphureous.

FLORION, Influenza.

FLOS, *Anthus*. A flower. Also, the finest and noblest part of a body.

FLOS, *Jovis*, *Crocus*—*f. Salis*, Soda, subcarbonate of—*f. Sanguineus monardi*, *Tropæolum majus*—*f. Virginitatis*, Hymen.

FLOUR, **COLD**, **Pinoli**—*f. Potato*, see *Solanum tuberosum*.

FLOWER DE LUCE, *Iris Germanica*.

FLOWERS, *Flores*, (*F.*) *Flours*. The ancient chymists gave this name to different solid and volatile substances, obtained by sublimation. The term is not yet entirely banished from chymical and medical language, as *Flowers of Benjamin*, *Flowers of Sulphur*, &c.

FLOWERS, **Menses**.

FLOWERS, **FOUR CARMINATIVE**, *Quatuor flores carminati'vi*, were chamomile, dill, feverfew, and mellilot.

FLOWERS, **FOUR CORDIAL**, *Quatuor flores cordiales*, were formerly, borage, bugloss, roses, and violets.

FLUCTUATIO, Fluctuation—*f. Aurium*, Tinnitus aurium.

FLUCTUATION, *Fluctuatio*, from *fluctus*, 'a wave;' *Undulatio*, (*F.*) *Ondulation*. The undulation of a fluid collected in any natural or artificial cavity, which is felt by pressure or by percussion, properly practised. In ascites, the fluctuation is felt by one of the hands being applied to one side of the abdomen, whilst the other side is struck with the other hand. In abscesses, fluctuation is perceived by pressing on the tumour, with one or two fingers alternately, on opposite points.

FLUELLÉN, Antirrhinum elatine.

FLUELLIN, Veronica.

FLUEURS, **Menses**—*f. Blanchés*, Leucorrhœa.

FLUID, *Flu'idus*; from *fluere*, 'to flow.' The human body is chiefly composed of fluids. If one, weighing 120 pounds, be thoroughly dried in an oven, the remains will be found not to weigh more than 12 or 13 pounds; so that the proportion of fluids to liquids in the body is about 9 or 10 to 1.

TABLE OF FLUIDS OF THE HUMAN BODY.

1. *Blood.*
2. *Lymph.*
3. *Exhaled or Perspiratory.*
4. *Follicular.*
5. *Glandular.*

Transpiration of the mucous, serous, and synovial membranes; of the cellular membrane; of the adipous cells; of the medullary membrane; of the interior of the thyroid gland; the thymus; suprarenal capsules; eye; ear; vertebral canal, &c.

Sebaceous humour of the skin; cerumen; gum of the eye; mucus of the mucous glands and follicles; that of the tensils, of the glands of the cardia, the environs of the anus, the prostate, &c.

Tears; saliva; pancreatic fluid; bile; cutaneous transpiration; urine; fluid of the glands of Cowper; sperm; milk; of the testes and mammæ of the new-born child.

FLUID, **CEPHALO-RACHIDIAN**, Cephalo-spinal fluid—*f. Cephalo-spinal*, Cephalo-spinal fluid—*f. Cerebro-spinal*, Cephalo-spinal fluid—*f. of Scarpa*, *Vitrine auditive*.

FLUIDUM NERVEUM, Nervous fluid—*f. Cerebro-spinale*, Cephalo-spinal fluid.

FLUKE, *Distoma hepaticum*—*f. Liver*, *Distoma hepaticum*.

FLUMEN DYSENTERICUM, Dysentery.

FLUOR, **Flux**—*f. Albus Intestinorum*, Cæliac flux—*f. Albus malignus*, Gonorrhœa impura—*f. Muliebris*, Leucorrhœa—*f. Muliebris non Gallicus*, Leucorrhœa—*f. Sanguinis pulmonum*, Hæmoptysis—*f. Sanguinis vesicæ*, Cystorrhœgia.

FLUX, *Fluxus*, *Proflu'vium*, *Fluor*, from

fluere, 'to flow.' A discharge. *Rhysis*. In nosology, it comprises a series of affections, the principal symptom of which is the discharge of a fluid. Generally it is employed for dysentery.

FLUX, BILIOUS, *Fluxus bilio'sus*. A discharge of bile, either by vomiting or by stool, or by both, as in cholera.

FLUX, BLOODY, Dysentery—*f. de Bouche*, Salivation—*f. Bronchique*, Bronchorrhœa—*f. Dysentérique*, Dysentery—*f. Hépatique*, Hepatirrhœa—*f. Muqueux*, Catarrh—*f. Muqueux de l'estomac*, Gastrorrhœa—*f. Muqueux de la vessie*, Cystirrhœa—*f. Root*, *Asclepias tuberosa*—*f. Salivare*, Salivation—*f. de Sang*, Hæmorrhagia, Dysentery—*f. Sebaceous*, Stearrhœa—*f. de Sperme*, Spermatorrhœa—*f. de Sueur*, Ephidrosis—*f. Weed*, *Sysimbrium sophia*—*f. d'Urine*, Diabetes—*f. de Ventre*, Diarrhœa.

FLUXIO ALBA, Leucorrhœa—*f. Arthritica*, Gout—*f. Vulvæ*, Leucorrhœa.

FLUXION, *Fluxio*, *Affluvus*. A flow of blood or other humour towards any organ with greater force than natural. A *determination*. Thus we say, in those disposed to apoplexy, there is a *fluxion* or *determination* of blood to the head.

FLUXION CATARRHALE, Catarrh—*f. sur les Dents*, Odontalgia.

FLUXION DE POÏTRINE, (F.) By this name, the French often understand *acute pulmonary catarrh*, or *pleurisy*, but most commonly *peripneumony*.

FLUXUS, Discharge—*f. Alvinus*, Diarrhœa—*f. Chylosus*, Celiac flux—*f. Celiacus*, Celiac flux—*f. Cæliacus per Renes*, Chyluria—*f. Cruentus cum tenesmo*, Dysentery—*f. Dysentericus*, Dysentery—*f. Hepaticus*, Hepatirrhœa, see Hepateros—*f. Lientericus*, Lientery—*f. Lunaris*, Menses—*f. Matricis*, Leucorrhœa—*f. Menstrualis*, Menstruation—*f. Menstruus*, Menses—*f. Muliebris*, Leucorrhœa—*f. Salivæ*, Salivation—*f. Splenicus*, Melæna—*f. Venerens*, Gonorrhœa impura—*f. Ventriculi*, Gastrorrhœa.

FLYTRAP, *Apocynum androsæmifolium*.

FOC'YTRAP. This name was formerly given to the bones of the leg, as well as to those of the forearm.

FOCILE MAJUS, Tibia—*f. Inferius seu majus*, Ulna—*f. Minus*, Fibula—*f. Minus seu superius*, Radius.

FÆCUNDATIO, Fecundation.

FÆCUNDITAS, Fecundity.

FÆCUNDUS, Fecund.

FÆMEN, Perinæum.

FÆNICULUM, Anethum—*f. Aquaticum*, Phellandrium aquaticum—*f. Erraticum*, Peucedanum silaus—*f. Porcinum*, Peucedanum—*f. Vulgare*, Anethum.

FÆNUGREEK, *Trigonella fœnum*.

FÆNUM CAMELORUM, *Juncus odoratus*—*f. Græcum*, *Trigonella fœnum*.

FÆTABULUM. An encysted abscess.—*Marcus Aurelius Severinus*.

FÆTAL, *Fœtalis*. Relating to the fœtus. A name, given to the parts connected with the fœtus. Thus we say—the *fatal surface* of the *placenta*, in contradistinction to the *uterine* or *maternal* surface.

FÆTAL CIRCULATION differs from that of the adult in several respects. Commencing with the placenta, where it probably undergoes some change analogous to what occurs in the lungs in extra-uterine existence, by the umbilical vein

as far as the liver, where a part of it is pour into the vena porta; the other proceeds in the vena cava inferior; the latter, having received the suprahepatic veins, pours its blood into the right auricle. From the right auricle a part of the blood is sent into the right ventricle; the rest passes directly through into the left auricle, by the foramen ovale. When the right ventricle contracts, the blood is sent in the pulmonary artery; but as the function of respiration is not going on, no more blood passes to the lungs than is necessary for their nutrition; the remainder goes directly through the ductus arteriosus into the aorta. The blood received by the left auricle from the lungs, as well as that which passed through the foramen ovale, is transmitted into the left ventricle; the contraction of which it is sent into the aorta and by means of the umbilical arteries, which arise from the hypogastric, it is returned to the placenta.

FÆTAL HEAD. The diameters of this at the full period are as follows:—1. The *Biparieta*, or *transverse*, extending from one parietal protuberance to the other, and measuring $3\frac{1}{2}$ inches. 2. The *Temporal*, from one temple to another 3 inches. 3. The *Occipito-mental*, from the occiput to the chin; the greatest of all, 5 inches. 4. The *Occipito-frontal* or *antero-posterior*, 4 or $4\frac{1}{2}$ inches. 5. The *Cervico-bregmatic*, from the nape of the neck to the centre of the anterior fontanelle. 6. The *Fronto-mental*, from the forehead to the chin, about $3\frac{1}{2}$ inches. 7. The *Trachelo-bregmatic*, from the front of the neck to the anterior fontanelle, $3\frac{1}{2}$ inches. 8. The *Vertical diameter*, from the vertex to the base of the cranium.

FÆTAL NUTRITION, Cytotrophy.

FÆTATION, Pregnancy.

FÆTICIDE, *Fœtidium*; from *fœtus*, an *cædere*, 'to kill'; *Aborticidium*. Criminal abortion.

FÆTIDUS, Fetid.

FÆTOR, Dysodia—*f. Oris*, Breath, offensive.

FÆTUS, *Fœtus*, *Cyema*, *Onus ventris*, *Sarcina*, from *fœo*, 'I bring forth.' The unborn child. By *κρυμα*, *Cyema*, Hippocrates meant the fecundated, but still imperfect, germ. It corresponded with the term *embryo*, as now used; whilst *σβουρον*, 'embryo,' signified the fœtus at a more advanced stage of utero-gestation. The majority of anatomists apply to the germ the name *embryo*, which it retains until the first month of gestation, and with some until the period of quickening; whilst *fœtus* is applied to it in its latter stages. The terms are, however, often used indiscriminately. When the ovum has been fecundated in the ovary, it proceeds slowly towards, and enters the uterus with which it becomes ultimately connected by means of the placenta. When first seen the fœtus has the form of a gelatinous flake which some have compared to an ant, a grain of barley, a worm curved upon itself; &c. The fœtal increment is very rapid in the first, third, fourth, and sixth months of its formation; and at the end of nine months, it has attained its full dimensions. Generally, there is but one fœtus in utero; sometimes, there are two; rarely three. The fœtus presents considerable difference in its shape, weight, length, situation in the womb, proportion of its various parts &

each other, arrangement and texture of its organs, state of its functions at different periods of gestation, &c. All these differences are important in an obstetrical and medico-legal point of view. The following table exhibits the length and weight of the fœtus at different periods of gestation, on the authority of different

observers. Their discordance is striking. It is proper to remark, that the Paris pound—*Poid de Marc*—of 16 ounces, contains 9216 Paris grains, whilst the avoirdupois contains only 8532.5 Paris grains, and that the Paris inch is 1.065977 English inch.

	Beck.	Maygrier.	Granville.	Beck.	Maygrier.	Granville.
	Length.			Weight.		
At 30 days.	3 to 5 lines	10 to 12 lines			9 or 10 grains	
2 months.	2 inches	4 inches	1 inch	2 ounces	5 drachms	20 grains
3 "	3½ do	6 "	3 inches	2 to 3 "	2½ ounces	1½ ounces
4 "	5 to 6 do	8 "		4 to 5 "	7 or 8 "	
5 "	7 to 9	10 "		9 or 10 "	16 "	
6 "	9 to 12	12 "	9 inches	1 to 2 lbs.	2 pounds	1 pound
7 "	12 to 14	14 "	12 "	2 to 3 "	3 "	2 to 4 "
8 "	16	16 "	17 "	3 to 4 "	4 "	4 to 5 "

FŒTUS IN FŒTU, Cryptodidymus.

FŒTUS SEPTIMES' TRIS. A seven months' fœtus.

FŒTUS ZEPHYRIUS, Mole.

FOIE, Liver—*f. d'Antimoine*, Oxidum stibii sulphuretum—*f. de Soufre*, Potassæ sulphuretum.

FOLIACEUM ORNAMENTUM, ses Tuba Fallopiana.

FOLIE, Insanity—*f. des Ivrognes*, Delirium tremens.

FOLLETTE, Influenza.

FOLLICLE, *Folliculus*, *Cystis*, diminutive of *Follic*, a bag. See *Crypta*.

FOLLICLES, CILIARY, Meibomius, glands of—*f. of De Graaf*, *Folliculi Graafiani*—*f. of Lieberkühn*, see Intestine—*f. Palpebralis*, Meibomius, glands of—*f. Solitary*, Brunner's glands—*f. Synovial*, *Bursæ mucosæ*.

FOLLICULE, *Crypta*—*f. Ciliaire*, Meibomius, gland of—*f. Dentaire*, Dental follicle—*f. Palpebralis*, Meibomius, gland of.

FOLLICULI GRAAFIANI, *Ovula Graafiana*, *Follicles* or *Vesicles of De Graaf*, *Ovarian vesicles*. Small spherical vesicles deposited in the stroma of the ovary, which have two coats; the inner termed *ovicapsule* and *ovisac*. They exist in the fœtus. The ovum—*ovule* of some—is contained in them.

FOLLICULI ROTUNDI ET OBLONGI CERVICIS UTERI, Nabothi glandulæ—*f. Sanguinis*, Globules of the blood—*f. Sebacei*, Sebaceous glands.

FOLLICULOSE GLAND, *Crypta*.

FOLLICULUS, Vulva—*f. Dentis*, Dental Follicle—*f. Fellis*, Gall-bladder—*f. Genitalis*, Scrotum.

TO FOMENT, *Fovere*, (F.) *Étuver*, *Basiner*. To apply a fomentation to a part.

FOMENTATION, *Fomentatio*, *Fœtus*, *Pyria*, *Thermas'ma*, *Chlias'ma*, *Zone's'sis*, *Perfusio*, *Asper'sio*, *Fomentum*, (quasi *fovementum*), from *fovere*, 'to bathe.' A sort of partial bathing, by the application of cloths, which have been previously dipped in hot water or in some medicated decoction. They act, chiefly, by virtue of their warmth and moisture, except in the case of narcotic fomentations, where some additional effect is obtained.

A dry fomentation is a warm, dry application to a part;—as a hot brick, wrapped in flannel;

—a bag, half filled with chamomile flowers made hot, &c.

FOMENTATION HERBS, *Herba pro fotu*. The herbs, ordinarily sold under this title by the English apothecary, are—*southernwood*, *tops of sea wormwood*, *chamomile flowers*, each two parts: *bay leaves*, one part. \mathfrak{z} ijss of these to Ovj of water.

FOMENTUM, Fomentation.

FOMES MORBI, *Fomes mali*. The focus or seat of any disease. (F.) *Foyer*.

FOMES VENTRICULI, Hypochondriasis.

FOMITES, from *fomes*, 'fuel, any thing which retains heat,' *Enaus'ma*, *Zopyron*. A term, applied to substances which are supposed to retain contagious effluvia; as wool-len goods, feathers, cotton, &c.

FONCTION, Function.

FOND, Fundus.

FONDANT, Solvent.

FONGIFORME, Fungoid.

FONGOÏDE, Fungoid.

FONGOSITÉ, Fungosity.

FONGUS, Fungus—*f. Médullaire*, Encephaloid.

FONS, Fontanella—*f. Lachrymarum*, see Canthus—*f. Medicatus*, Water, mineral—*f. Pulsans*, Fontanella—*f. Pulsatilis*, Fontanella—*f. Salutaris*, Water, mineral—*f. Soterius*, Water, mineral.

FONSANGE, MINERAL WATERS OF. Fonsange is situate near Nismes in France. The water is sulphuretted.

FONTANA, CANAL OF. A canal of a triangular shape, at the inner side of the ciliary circle; partly formed by the groove at the inner edges of the cornea and scleroticæ.

FONTANELLA, *A fontanel*;—diminutive of *fons*, 'a fountain.' *Fons pulsatilis*, *Fons pulsans*, *Vertex palpitans*, *Fons*, *Bregma*, *Fonticulus*, *Lacuna*, *Mould*. The opening of the head. A name, given to a space occupied by a cartilaginous membrane, in the fœtus and new-born child; and situate at the union of the angles of the bones of the cranium. There are six fontanels. 1. The *great* or *sincipital* or *anterior*, situate at the junction of the sagittal and coronal sutures. 2. The *small* or *bregmatic* or *posterior*, situate at the part where

the posterior and superior angles of the parietal bones unite with the upper part of the os occipitis. 3. The *two sphenoidal*, in the temporal fossæ; and, 4. The *two mastoid*, or of Casserius, at the union of the parietal, occipital, and temporal bones.

FONTES, see Fons—*f. Medicati Plumbarii*, Plombières, Mineral waters of—*f. Sulphurei calidi*, Waters, mineral, sulphureous.

FONTICULE À POIS, see Fenticulus.

FONTICULUS, *Fontanel'la*, *Exutorium*, *Exutory*, *Issue*, (F.) *Fonticule*, *Cautére*. A small ulcer produced by art, either by the aid of caustics or of cutting instruments; the discharge from which is kept up with a view to fulfil certain therapeutical indications. The *Pea issue*, (F.) *Fonticule à pois*, is kept up by means of a pea placed in it. This *pea*, (F.) *Pois à cautère*, is sometimes formed of wax; at others, the young, blasted fruit of the orange is employed. The common dried garden pea answers the purpose. The seton is also an issue.

FOOD, Aliment—*f. of the Gods*, Asaætida.

FOOL'S STONES, MALE, *Orchis mascula*.

FOOT, Pes—*f. Flat*, see *Kyllosis*—*f. Grifon's*, *Gryphus pes*.

FOOTLING CASE. A presentation of the foot or feet in parturition.

FORAMEN, *Trema*, from *foro*, 'I pierce.' *Aulos*, (F.) *Trou*. Any cavity, pierced through and through. Also, the orifice of a canal.

FORAMEN ALVEOLARE ANTERIUS, see Palatine canals—*f. Alveolare posterius*, see Palatine canals—*f. Alplum pelvis*, Obturatorium foramen—*f. Aquæductus Fallopii*, *F. stylomastoideum*—*f. Auditorium externum*, see Auditory canal, external—*f. Auditorium internum*, see Auditory canal, internal—*f. of Bichat*, see Canal, arachnoid—*f. of Botal*, see Botal foramen—*f. Cæcum ossis maxillaris superioris*, see Palatine canals.

FORAMEN CÆCUM OF THE MEDULLA OBLONGATA, OF VICQ. D'AZYR; (F.) *Trou borgne*. A tolerably deep fossa at the point where the medium furrow at the anterior surface of the medulla oblongata meets the pons.

FORAMEN CÆCUM OF THE TONGUE, see Cæcum foramen and Tongue—*f. Carotid*, see Carotica foramina.

FORAMEN CENTRÂLE ET LIMBUS LUTEUS RETINÆ; the *central foramen and yellow spot of the retina*; discovered by Sömmering. *Macula lutea*, (F.) *Tache jaune*. It is situated about two lines to the outside of the optic nerve, and in the direction of the axis of the eyes.

FORAMEN COMMUNE ANTERIUS, *Vulva*—*f. Commune posterius*, see Anus—*f. Condyloid*, see Condyloid—*f. Conjugationis*, see Conjugation—*f. Ethmoideum*, Orbital foramen, internal—*f. Incisivum*, see Palatine canals—*f. Infrorbitarium*, see Suborbital canal—*f. Infrapubianum*, Obturatorium foramen—*f. Jugulare*, Lacerum posterius foramen—*f. Lacerum in basi cranii*, Lacerum posterius foramen—*f. Lacerum inferius*, Sphenomaxillary fissure—*f. Lacerum superius*, Sphenoidal fissure—*f. Magnum*, see Occipital bone—*f. Mastoid*, see Mastoid foramen—*f. Mental*, see Mental foramen.

FORAMEN OF MONRO. An opening behind the anterior pillar of the fornix, somewhat above the anterior commissure, by which the

third ventricle communicates with the lateral ventricle.

FORAMEN OF MORGAGNI, see Cæcum foramen and Tongue—*f. Obturatorium*, Obturator foramen—*f. Oculi*, *Pupill*—*f. Oodes*, *Ovale foramen*—*f. Orbitarium internum*, Orbital foramen, internal—*f. Orbitarium superius*, Orbital foramen, superior, *F. supraorbitarium*—*Ovale*, Botal foramen, *Fenestra ovalis*, Obturatorium foramen, *Ovale foramen*—*f. Palatinum anterius*, see Palatine canals—*f. Palatinum posterius*, see Palatine canals—*f. Palato-maxillari*, see Palatine canals—*f. Rotundum*, *Fenestra rotunda*—*f. Spheno-spinosum*, *Spinale foramen*—*f. Thyroideum*, Obturatorium foramen—of Winslow, *Hiatus of Winslow*.

FORAMINA THEBÆ'SII. Openings resembling vascular orifices found below the orifice of the vena cava superior in the right auricle, which are supposed to be the openings of veins.

FORATIO, Trepanning.

FORCE, from *fortis*, 'strong.' *Vis*, *Potentia*, *Energi'a*, *Dynamis*, *Cratos*. Any power which produces an action. Those powers which are inherent in organization are called *vital forces*. We say, also, *organic force*, a *muscular force*, to designate that of the organs in general, or of the muscles in particular. To the latter the word *Dynamis*, *Δυναμις*, corresponds; and the absence of this force is termed *adynamia*. The *vital forces* have to be carefully studied by the pathologist. The doctrine of diseases is greatly dependent on the augmentation or diminution; freedom or oppression, &c.

FORCE OF ASSIMILATION, Plastic force—Catalytic, see Catalysis—*f. of Nutrition*, Plastic force—*f. Vital*, *Vis vitalis*—*f. Vitale*, *Vis vital*

FORCE-REAL, MINERAL WATERS OF THE name of a mountain, situate four leagues from Perpignan in France. The water is chalybeate.

FORCEPS, quasi, *ferriceps*, from *ferrus* 'iron,' and *capio*, 'I take.' *Pincers*, *Lah Voisell'la*. An instrument for removing bloodies, which it would be inconvenient or impracticable to seize with the fingers. (F) *Pincers*, *Pincettes*. There are various kinds of forceps, 1. The ordinary kind, contain in every dressing-case, for removing lint, & from wounds or ulcers. (F.) *Pincers à a neaux*. 2. *Dissecting or Ligature or Arterial Forceps*, (F.) *Pincers à dissection*, *P. à ligature*, to lay hold of delicate parts. 3. *Polyp Forceps*, *Tooth Forceps*, *Forceps of Museux*: laying hold of the tonsils or other parts to be removed. 4. The *Bullet Forceps*, *Strombul'ce* (F.) *Tireballe*, &c. 5. The *Lithot'omy Force*, *Lithol'abon*, *Lithog'o'gum*, *Tenac'ula*, *Voisell'*, which resembles the *Craniotomy Forceps*, (L) *Tenettes*.

Forceps is also an instrument used by obstetrical practitioners to embrace the head, & bring it through the pelvis. It consists of two branches, blades or levers; one of which, in case of the *short forceps*, is passed over the ear of the child, and the other opposite to the former, so that the blades may lock. When the head is securely included between the blades, the operation of extraction can be commenced. See Parturition.

FORCEPS ARTERIAL, see Forceps—*f. Bul'* see Forceps—*f. Craniotomy*, see Forceps—

Deceptoria, see Forceps—f. Lithotomy, see Forceps—f. of Museux, see Forceps—f. Poly-
pus, see Forceps—f. Tooth, see Forceps.

FORD'S BALSAM OF HOREHOUND, see Balsam of horehound.

FOREARM, *Antibra'chium, Pygmè, Pars inferior brachii, Cubitus, (F.) Avant-bras.* The part of the upper extremity, comprised between the arm and the hand. It is composed of two bones—*radius* and *ulna*—and 20 muscles.

FOREHEAD, Front.

FORENSIC ANATOMY, see Anatomy—f. Medicine, Medicine, legal.

FORESKIN, Prepuce.

FORFEX, Scissors—f. Dentaria, Dentagra.

FORGES, MINERAL WATERS OF. Forges is situate four leagues from Gournay, in the department of Seine Inférieure, France. There are three springs, which are acidulous chalybeates. They are called *Royal, Reincte,* and *Cardinal*, in honor of Louis XIII., Queen Anne of Austria, and Cardinal Richelieu, who used them.

FORMATIVE, Plastic.

FORMICA, *Myrmex.* The ant or pismire. (F.) *Fourmi.* It contains an acid juice and gross oil, which were formerly extolled as aphrodisiacs. The chrysalides of the animal are said to be diuretic and carminative; and have been used in dropsy. 2. Also the name of a black wart, *verru'ca formica'ria*, with a broad base and cleft surface; so called because the pain attending it resembles the biting of an ant, *μυρμηκία, myrmécia.*—Forestus. 3. A varicose tumour on the anus and glans penis. 4. Also, military herpes.

FORMICA AMBULATORIA, Herpes circinatus—f. Cogrosive, Herpes exedens.

FORMICANT, *Myrmécizon, Formicans,* from *formica*, 'an ant.' (F.) *Fourmillant.* An epithet given to the pulse, *Pulsus formicans*, when extremely small, scarcely perceptible, unequal, and communicating a sensation like that of the motion of an ant through a thin texture.

FORMICATION, *Formicatio, Myrmecias' mos, Myrmeciasis, Myrmecias'mus, Myrmecosis, Stupor formicans.* Same etymon. (F.) *Fourmillement.* A pain, compared with that which would be caused by a number of ants creeping on a part.

FORMIX, Herpes esthiomenus.

FORMULA, from *forma*, 'a form.' (F.) *Formule, Ordonnance.* The receipt for the formation of a compound medicine; a prescription.

FORMULARY, *Formula'rium, Codex medicamentar'ius, Narthe'cia, Narthe'cium, Narthez.* A collection of medical formulæ or receipts.

FORMULE, Prescription.

FORMYL, PERCHLORIDE OF, Chloroform.

FORNIX, 'an arch or vault.' *For'nix cer'e'br'i, Cam'era, Fornix trilat'erus, Psalis, Psalid'ium, Testu'do cer'e'br'i, Arcus medulla'ris, (F.) Trigona cé'rébral—(Ch.) Voûte à trois piliers, Triangle Médullaire.* A medullary body in the brain, below the corpus callosum and above the middle ventricle, on the median line. This body, which is curved upon itself, terminates anteriorly by a prolongation, which constitutes its *anterior pillar* or *crus*, (F.) *Pilier antérieur*, and posteriorly by two

similar prolongations, called *posterior pillars* or *crura.* See *Achicolum*, and *Vault.*

FORNIX CEREBRI, Fornix.

FORPEX, Scissors.

FORTIFIANT, Corroborant, Tonic.

FORTRAITURE, Hysteralgia.

FOSSA, *Fo'vea*, from *fodio*, 'I dig.' *Scamma.*

A cavity of greater or less depth, the entrance to which is always larger than the base. The fossæ of bones have been called *simple*, when they belong to one bone only, as the *parietal fossæ*; and *compound*, (F.) *Fossæ composées*, when several concur in their formation, as the *orbital fossæ*, *temporal fossæ*, &c.

FOSSA AMYGDALOID, *Amygdaloid excavation.* The space between the anterior and posterior pillars of the fauces, which is occupied by the tonsils.

FOSSA AMYNTÆ. A kind of bandage, used in fractures of the nose; so called, by Galen, from Amyntas of Rhodes, its inventor. It consisted of a long band, applied round the head, the turns of which crossed at the root of the nose.

FOSSA CANINA, Canine fossa.

FOSSA CEREBEL'LI, (F.) *Fosse cé'rébelleuse.* The inferior occipital fossa, which lodges the corresponding portion of the cerebellum.

FOSSA CORONA'LIS, *Coro'nal or frontal fossa.* A depression on the orbital plate of the frontal or coronal bone, which supports the anterior lobe of the brain.

FOSSA CORONOIDEA, *Coronoid fossa.* A cavity before the inferior extremity of the humerus, in which the coronoid process of the ulna is engaged during the flexion of the forearm.

FOSSA COTYLOIDEA, see *Cotyloid.*

FOSSA DIGAS'TRIC, *Fossa digas'trica.* A deep groove on the mastoid portion of the temporal bone, which gives origin to the digastric muscle.

FOSSA ETHMOIDA'LIS, *Ethmoid fossa.* A shallow gutter on the upper surface of the cribriform plate of the ethmoid bone, on which is lodged the expanded portion of the olfactory nerve.

FOSSA GENU, Poples.

FOSSA GUTTURA'LIS, *Guttural fossa.* The depression which forms the guttural region of the base of the cranium, between the foramen magnum and posterior nares.

FOSSA HYALOIDEA, see *Hyaloid (Fossa)—f. Iliac*, see *Iliac fossæ—f. Infraorbital*, *Canine fossa—f. Infraspino*, see *Infraspinata fossa—f. Ischio-rectal*, *Perineal fossa—f. Jugularis*, *Jugular fossa—f. Lachrymalis*, *Lachrymal fossa—f. Magna Muliebris*, *Vulva—f. Magna Sylvii*, *Fissura Sylvii.*

FOSSA MENTAL, *Fossa menta'lis.* A small depression on each side of the symphysis on the anterior surface of the body of the maxilla inferior, for the attachment of muscles.

FOSSA NAVICULARIS, Navicular fossa.

FOSSA OCCIPITA'LIS, *Occipital fossa.* The occipital fossæ are four in number; the *superior* or *cerebral*, and the *inferior* or *cerebellous*. They are separated by a groove, which lodges the lateral sinus.

FOSSA OVALIS, see *Ovalis fossa—f. Palatina*, *Palate—f. Perinæi*, *Perineal fossa—f. Pituitaria*, *Sella Turcica.*

FOSSA POPLITE'A, *Poplite'al fossa.* The hollow of the ham;—the popliteal region.

FOSSA SAPHROIDES, *Navicularis fossa—f. Suborbital*, *Canine fossa.*

FOSSA, SUBPYRAMIDAL, F. subpyramidalis. A deep fossa under the pyramid and behind the fenestra rotunda in the middle ear, remarkable for its constancy, and pierced by several foramina at the bottom.

FOSSA SUPRA-SPHENOIDALIS, Pituitaria fossa—f. of Sylvius, Ventricle, fifth—f. Umbilicalis, see Liver.

FOSSÆ CEREBRALES, Cerebral fossæ. Fossæ or excavations at the base of the cranium. They are nine in number; three occupy the median line, and three are placed at each side. They are distinguished into *anterior, middle, and posterior.*

FOSSÆ DIGITALES, see Impression.

FOSSÉ BASILAIRE, Basiliary fossa—f. *Sous-épineuse, Infra-spinata fossa*—f. *Sus-épineuse, Fossa supra-spinata.*

FOSSÉS CONDYLOÏDIENNES, Condyloidea foramina—f. *Nasales, Ouvertures postérieures des, Nares, posterior.*

FOSSETTE, (F.) Diminutive of *fossa.* *Scrobiculus, Bothrion.* Several depressions are so called. *A dimpled chin, Fossette du menton,* consists in a slight depression, which certain persons have on the chin. 2. *A dimple of the cheek, (F.) Fossette des joues,* a depression which occurs on the cheeks of certain persons when they laugh. *Scrobiculus cordis, Anticardion, Præcordium, (F.) Fossette du cœur.* The depression observed on a level with the xiphoid cartilage at the anterior and inferior part of the chest. It is, also, called *pit of the stomach, (F.) Creux de l'estomac.*

FOSSETTE, Fos'sula, A'nulus, Bothrium, is also a small ulcer of the transparent cornea, the centre of which is deep.

FOSSETTE ANGULAIRE DU QUATRIÈME VENTRICULE, Calamus scriptorius—f. *du Cœur, Scrobiculus cordis.*

FOSSORIUM, Fleam.

FOSSULA, Argema, Fossa, Fossette, Fovea.

FOTHERGILL'S PILLS, see Pilulæ aloes et colocynthidis.

FOTUS, Fomentation—f. *Communis, Decoctum papaveris.*

FOUGÈRE FEMELLE, Asplenium filix fœmina, Pteris aquilina—f. *Grande, Pteris aquilina*—f. *Mâle, Polypodium filix mas.*

FOULURE, Sprain.

FOUNDLING HOSPITAL, Brephtropheum.

FOURCHE, (F.) fourché, 'cleft,' from furca, 'a fork.' Apostema Phalangum. A French provincial term for small abscesses, which form on the fingers and hands of working people. Also, an instrument, invented by M. J. L. Petit for compressing the ranine artery, in cases of hemorrhage from that vessel.

FOURCHETTE, Fureilla, a little fork. Furcula. A surgical instrument used for raising and supporting the tongue, during the operation of dividing the frænum.

Fourchette, in anatomy, is, 1. The posterior commissure of the labia majora, called also, Frænum and Furcula. 2. The cartilage ensiformis: so called from its being sometimes cleft like a fork. Also, the semilunar notch at the superior or clavicular extremity of the sternum.

FOURMI, Formica.

FOURMILLANT, Formicant.

FOURMILLEMENT, Formication.

FOUSEL OIL, see Oil, Fusel.

FOVEA, Diminutive Foveola, from fodi 'I dig.' Bothros. A slight depression. *Fos'sula.* The *puendum muliebre;* see Vulva. A so, the *fossa navicularis.* A vapour bath of the lower extremities.

FOVEA AXILLARIS, Axilla—f. Hemispheric see *Crista vestibuli*—f. *Lacrymalis, Lachrymal fossa*—f. *Oculi, Orbit*—f. *Semi-elliptic* see *Crista Vestibuli.*

FOVEOLA, Fovea.

FOXBERRY, Arbutus uva ursi.

FOXGLOVE, Digitalis.

FOYER, Fomes morbi.

FRACTURA, Fracture—f. *Dentis, Odontoclasis.*

FRACTURE, Fractura, from frangere, fractum, 'to break,' 'bruise.' Catagma, Catog'ma, Fractura, Catax'is, Clasis, Clasma, Agmè, Agma; Diar'rhagè. A solution of continuity of a bone, *Osteoclasis.* A simple fracture is when the bone only is divided. A compound fracture is a division of the bone with a wound of the integuments communicating with the bone,—the bone, indeed, generally protruding. In a *comminuted fracture, Alphon'sion, αλφονισιον, Carye'don Catog'ma, καρυειδον καταγμα,* the bone is broken into several pieces; and in *complicated fracture* there is, in addition to the injury done to the bone, a lesion of some considerable vessel, nervous trunk, &c. Fractures are also termed *transverse, oblique,* &c., according to their direction. The treatment of fractures consists, in general, in reducing the fragments when displaced; maintaining them when reduced; preventing the symptoms, which may be likely to arise; and combating them when they occur. The reduction of fractures must be effected by extension, counter-extension, and coaptation. (See these words.) The parts are kept in apposition by position, rest, and an appropriate apparatus. The position must vary according to the kind of fracture. Commonly, the fractured limb is placed on a horizontal or slightly inclined plane, in a state of extension; or rather in a middle state between extension and flexion, according to the case.

FRACTURE EN RAVE, Raphanedon.

FRACTURES PAR RESONNANCE, &c. Contraffsura.

FRÆNA MORGAGNII, F. of the Valve of Bauhin.

FRÆNA OF THE VALVE OF BAUHIN, (F.) Frein de la valvule de Bauhin. A name given to Morgagni to the projecting lines formed by the junction of the extremities of the two lips of the ileo-cæcal valve. They are also called *Frænæ* and *Ketina'cula Morgagnii.*

FRÆNULUM, see Frænum, Bride—f. *Clitoridis, Frænum clitoridis*—f. *Novum, Tænisemicircularis.*

FRÆNUM, Frænium; (F.) Frein, 'a bridle' *Frænulum, File'llum, Filamen'tum.* 'A small bridle.' A bridle. Names given to several membranous folds, which bridle and retain certain organs.

FRÆNUM CLITORIDIS, Frænulum Clitor'idis (F.) Frein du Clitoris. A slight duplicate formed by the union of the internal portions of the upper extremity of the nymphæ.

FRÆNUM GLANDIS, F. Penis.

FRÆNUM LABIORUM, (F.) Frein des lèvres. There are two of these; one for the upper, the other for the lower lip. They unite these parts

to the maxillary bone, and are formed by the mucous membrane of the mouth.

FRÆNUM LINGUÆ, *Frænulum* seu *Vin'culum*, *Lingua*, *Glossodes'mus*, *Filetum*, (F.) *Filet* ou *Frein de la langue*, is a triangular reflection, formed by the mucous membrane of the mouth, and situate between the inferior paries of that cavity and the inferior surface of the tongue. When the frænum extends as far as the extremity of the tongue, it cramps its movements, interferes with sucking, &c. This inconvenience is remedied by carefully snipping it with a pair of scissors. The French call this *l'opération du filet*.

FRÆNUM PENIS, F. seu *Frænulum* seu *Vin'culum Præputii*, F. *Glandis*, *Cynodes'mion*, *Cynodes'mus*, *Vin'culum Caninum*, (F.) *Filet* ou *Frein de la verge*, is a membranous reflection which fixes the prepuce to the lower part of the glans. When too short, it prevents the prepuce from sliding over the glans.

FRÆNUM PRÆPUTII, F. *Penis*.

FRAGARIA, from *frago*, 'I smell sweetly.' The *Strawberry*, *Fraga'ria vesca*, *Chama'bates*, (F.) *Fraisier*. The fruit is agreeable and wholesome, and the roots have been used as tonic and slightly diuretic. The fruit is the *Fragum*, *καμαρον*, of the ancients; (F.) *Fraise*.

FRAGARIA VESCA, *Fragaria*.

FRAGILE VITREUM, *Fragilitas ossium*.

FRAGILITAS, *Ruptibilitas*, from *frango*, 'I break.' Fragility, Brittleness. The state of being easily broken or torn.

FRAGILITAS OSISUM, *Osteopsathyrosis*, *Brittleness of the bones*, *Friability of the bones*, *Paros'tia frag'ilis*, *Frag'ile vit'reum*. Pathologists have given this name to the extreme facility with which bones break in certain diseases of the osseous texture. It is owing to a deficiency of the animal matter.

FRAGMENT, *Fragmentum*, *Fragmen*, *Ramentum*, from *frangere*, 'to break.' The French use this term for the two portions of a fractured bone; thus, they speak of the *superior* and *inferior fragment*.

FRAGMENTS, PRECIOUS. A name formerly given, in *Pharmacy*, to the garnet, hyacinth, emerald, sapphire and topaz. The Arabs falsely attributed to them cordial and alixiterial properties.

FRAGON, *Ruscus*.

FRAGUM, see *Fragaria*.

FRAISE, see *Fragaria*.

FRAISIER, *Fragaria*.

FRAMBŒSIA, *Frambœsia*, *Lepra fungifera*, from *Framboise*, (F.) A raspberry. *Syph'ilis Ind'ica*, *Anthr'acia ru'bula*, *Thymio'sis*, *Thymio'sis* seu *Laes Ind'ica*, *Vari'ola Amboinen'sis*, *Lepra fungifera*, *Scroph'ula Molucca'na*. The *Yaws*, *Epian*, *Pian*. A disease of the Antilles and of Africa; characterized by tumours, of a contagious character, which resemble strawberries, raspberries, or champignons; ulcerate, and are accompanied by emaciation. The *Pian*, for so the Indians call it, differs somewhat in America and Africa.

Pian of America, *Frambœsia Americana*, *Anthr'acia Ru'bula Americana*, occurs under similar circumstances with the next, and seems to be transmitted by copulation. The tumours have a similar form, and are greater in proportion to their paucity. In some cases they are mixed with ulcers.

Pian of Guin'ea, *Frambœsia Guineen'sis*, *Anthr'acia Ru'bula Guineen'sis*, is common amongst the negroes, especially in childhood and youth. It begins by small spots, which appear on different parts, and especially on the organs of generation and around the anus; these spots disappear, and are transformed into an eschar, to which an excrescence succeeds, that grows slowly, and has the shape above described.

The treatment is nearly the same in the two varieties. The tumours will yield to mercurial friction, when small. When large they must be destroyed by caustic. In both cases, mercury must be given to prevent a recurrence.

An endemic disease resembling yaws was observed in the Feejee Islands by the medical officers of the United States' Exploring Expedition. It is called by the natives *Dthoke*.

FRAMBŒSIA ILLYRICA, Scherlievo—f. *Scotica*, Sibbens.

FRAMBOISE, *Rubus idæus*.

FRANCOLIN, *Attagen*.

FRANGES SYNOVIALES, *Synovial glands*.

FRANGULA ALNUS, *Rhamnus frangula*.

FRANCOLINENSE, COMMON, see *Pinus abies*—f. *True*, *Juniperus lycia*.

FRANZENSBAD, MINERAL WATERS OF. A celebrated water at Eger in Bohemia, which contains sulphate of soda, carbonate of iron, and carbonic acid gas. The springs are also called *Franzenbrunnen*.

FRASERA CAROLINIENSIS, see *Calumba*—f. *Officialis*, see *Calumba*—f. *Walteri*, see *Calumba*.

FRATERNITAS, *Adelphixia*.

FRATRATIO, *Adelphixia*.

FRAXINELLA, WHITE, *Dictamnus albus*.

FRAXINUS EXCELSIOR. The systematic name of the *Ash tree*, *Fraxinus*, *Ornus* seu *Fraxinus sylvest'ris*, *Bumelia* seu *Macedon'ica*, *Fraxinus*, *Bumelia*. *Ord. Oleineæ*. (F.) *Frêne*. The fresh bark has a moderately strong, bitterish taste. It has been said to possess resolvent and diuretic qualities, and has been given in intermittents. The seeds, called *Birds' tongues*, *Lingua avis*, *Ornithoglossæ*, have been exhibited as diuretics, in the dose of a drachm. Its sap has been extolled against deafness.

FRAXINUS MACEDONICA, F. *Excelsior*.

FRAXINUS ORNUS, *Fraxinus Me'lia*. The systematic name of the tree whence *manna* flows. This substance is also called *Manna Calab'rica*, *Ros Calab'ricus*, *Aerom'eli*, *Drosom'eli*, *Drysom'eli*, *Mel æ'rium*. In Sicily, not only the *Fraxinus Ornus*, but also the *rotundifolia* and *excelsior* are regularly cultivated for the purpose of procuring manna, which is their condensed juice. In the Ph. U. S. it is assigned to the *Ornus Europæa*. Manna is inodorous, sweetish, with a very slight degree of bitterness; in friable flakes, of a whitish or pale yellow colour; opaque, and soluble in water and alcohol. It is a laxative, and is used as a purgative for children, who take it readily on account of its sweetness. More generally it is employed as an adjunct to other purgatives. Dose, ℥ss to ℥ij. Its immediate principle is called *Mannite* or *Mannin*. This has been recommended by Magendie as a substitute for manna. Dose ℥ij for children.

FRAXINUS ROTUNDIFOLIA, F. *ornus*.

FRAYEUR NOCTURNE, *Panophobia*.

FRECKLES, Ephelides.

FREEMAN'S BATHING SPIRITS, see Linimentum saponis compositum.

FREIN, Frænum—*f. de Clitoris*, Frænum clitoridis—*f. de la Langue*, Frænum linguæ—*f. des Lèvres*, Frænum laborium—*f. de la Verge*, Frænum penis.

FREINS DE LA VALVULE DE BAUHIN, Fræna of the valve of Bauhin.

FREINWALDE, MINERAL WATERS OF. These springs are in Brandenburg, twelve leagues from Berlin. They contain chloride of sodium, sulphate of magnesia, muriate of magnesia, sulphate of lime, carbonates of lime and magnesia, iron, &c., and are used in asthenic diseases.

FRÉMISSEMENT, Shuddering.

FRÉMISSEMENT CATAIÈ (F.), 'Cat's purr.' Laënnec has given this name to the agitation which is sensible to the hand, when applied on the præcordial region, and which he considers a sign of ossification or other contraction of the auriculo-ventricular openings. This name was chosen by him from the analogy of the sound to the purring of a cat.

FREMITUS, *Bruissement*, *Frémissement*, Shuddering.

The *Pectoral* or *Vocal Fremitus* or *Pectoral Vibration* is an obscure diffused resonance of the voice, which is felt when the hand is applied to the chest.

FRENA, Alveolus.

FRÈNE, Fraxinus excelsior—*f. Épineux*, Xanthoxylum clava Herculis.

FRENULUM, see Frænum.

FRENUM, Frænum.

FRET, Herpes.

FRÉTILLEMENT, Fidgets.

FRICATIO, Friction.

FRICATORIUM, Liniment.

FRICE, *Fricum*, *Friconium*. A medicine which the ancients employed under the form of friction. They distinguished the *Friæ siccum* and *F. mollè*—Gaubius.

FRICONIUM, Frice.

FRICTA, Colophonias.

FRICTIO, Friction—*f. Humida*, see Friction—*f. Sicca*, see Friction.

FRIC'TION, *Fric'tio*, *Fricat'io*, *Anat'ribè*, *Anat'rip'sis*, *Trypsis*, *Chirap'sia*, from *fricare*, 'to rub.' The action of rubbing a part of the surface of the body more or less forcibly, by the hands, a brush, flannel, &c., constituting *Xerotrib'ia*, *Xerotrip'sis*, *Fric'tio sicca*, or *dry friction*; or with ointments, liniments, tinctures, &c., constituting *moist friction*, *Fric'tio hu'mida*. It is a useful means for exciting the action of the skin.

FRICITION SOUND, *Bruit de frottement*.

FRICTRIX, *Tribade*.

FRICTUM, Liniment.

FRICUM, Frice.

FRIGEFACIENTIA, Refrigerants.

FRIGID, *Frig'idus*, (F.) *Froid*: same etymon as Frigidity. Cold. Not easily moved to sexual desire. Impotent.

FRIGIDARIUM, Bath, cold.

FRIGIDITY, *Frigid'itas*, from *frigidum*, 'cold.' A sensation of cold. Also, impotence, and sterility. *Frigidity of the stomach* is a state of debility of that organ, imputed to excessive venery,—the *Anorexia exhausto'rum* of Sauvages.

FRIGIDUS, Frigid.

FRIGORIFIC, from *frigus*, 'cold,' and 'I make.' That which has the power of inducing cold. The best FRIGORIFIC MIXTURES are the following. Their effects are owing to the rapid absorption of heat when solids pass into the liquid state.

FRIGORIFIC MIXTURES WITH SNOW.

Mixtures.	Therm. fa
Snow, or pounded ice, two parts by weight;	to—
Chloride of Sodium, - - - 1.	
Snow or pounded ice, - - - 5.	to—
Chloride of Sodium, - - - 2.	
Mur. of Ammonia, - - - 1.	to—
Snow or pounded ice, - - - 24.	
Chloride of Sodium, - - - 10.	to—
Muriate of Ammonia, - - - 5.	
Nitrate of Potash, - - - 5.	to—
Snow or pounded ice, - - - 12.	
Chloride of Sodium, - - - 5.	to—
Nitrate of Ammonia, - - - 5.	
Dilut. Sulph. Acid, - - - 2.	from+3
Snow, - - - 3.	to—
Concentr. Mur. Acid, - - - 5.	from+3
Snow, - - - 8.	to—
Concentr. Nitrous Acid, - - - 4.	from+3
Snow, - - - 7.	to—
Chloride of Calcium, - - - 5.	from+3
Snow, - - - 4.	to—
Crystall. Chloride of Calcium, 3.	from+3
Snow, - - - 2.	to—
Fused Potash, - - - 4.	from+3
Snow, - - - 3.	to—

Frigorific Mixtures may also be made by rapid solution of salts, without the use of snow or ice. The salts must be finely powdered a dry.

FRIGORIFIC MIXTURES WITHOUT SNOW.

Mixtures.	Therm. fa
Mur. of Ammonia, - - - 5.	from+5
Nitrate of Potash, - - - 5.	to—
Water, - - - 16.	from+5
Mur. of Ammonia, - - - 5.	
Nitrate of Potash, - - - 5.	to+1
Sulphate of Soda, - - - 8.	from+5
Water, - - - 16.	
Nitrate of Ammonia, - - - 1.	to+
Water - - - 1.	from+5
Nitrate of Ammonia, - - - 1.	
Carbonate of Soda, - - - 1.	to—
Water, - - - 1.	from+5
Sulphate of Soda, - - - 3.	
Dilut. Nitrous Acid, - - - 2.	to—
Sulphate of Soda, - - - 6.	from+5
Mur. of Ammonia, - - - 4.	
Nitrate of Potash, - - - 2.	to—
Dilut. Nitrous Acid, - - - 4.	from+5
Sulphate of Soda, - - - 6.	
Nitrate of Ammonia, - - - 5.	to—
Dilut. Nitrous Acid, - - - 4.	from+5
Phosphate of Soda, - - - 9.	
Dilut. Nitrous Acid, - - - 4.	to—
Phosphate of Soda, - - - 9.	from+5
Nitrate of Ammonia, - - - 6.	
Dilut. Nitrous Acid, - - - 4.	to—
Sulphate of Soda, - - - 8.	from+5
Muriatic Acid, - - - 5.	to—
Sulphate of Soda, - - - 5.	from+5
Dilut. Sulphuric Acid, - - - 4.	to—

FRIGUS, Cold—*f.* Tenue, see Rigor.

FRISSON, Rigor.

FRISSONNEMENT, Horripilation.

FROGLEAF, *Brasenia Hypoleptis*.

FROG TONGUE, *Ranula*.

FROGS' SPAWN, *Sperma ranarum*.

FROID, Cold, Frigid—*f.* *Glacial*, Ice-cold.

FROISSEMENT, (F.) 'Rubbing, bruising.'

FROISSEMENT PULMONAIRE.

A name given by M. Fournet to a respiratory sound, which communicates to the ear the sensation of the rubbing (*froissement*) of a texture compressed against a hard body. It is by no means well defined.

FRÔLEMENT, (F.) 'Grazing or touching lightly.'

FRÔLEMENT PÉRICARDIQUE. Rustling noise of the pericardium. A sound resembling that produced by the crumpling of a piece of parchment or of thick silken stuff, accompanying the systole and diastole of the heart. It indicates roughness of the pericardium induced by disease.

FROMAGE, Cheese.

FROMENT, Triticum.

FRONCEMENT, Corrugation.

FRONCLE, Furunculus.

FRONDE, Funda.

FRONT, *Frons*, *Meto'pon*, *Forehead*, *Brow*.

That part of the visage, which extends from one temple to the other, and is comprised in a vertical direction, between the roots of the hair and the superciliary ridges.

FRONTAL, *Frontalis*. Relating or belonging to the front. This name has been given to several parts. Winslow, Sömmering, and others, call the anterior part of the occipito-frontalis—the *frontal muscle* or *fronta'lis*, *Musculo'la Frontis Cutem movens substantia Par* (Vesalius).

FRONTAL ARTERY, *A. supra-orbita'lis*, is given off by the ophthalmic, which is itself a branch of the internal carotid. It makes its exit from the skull at the upper part of the base of the orbit, and ascends the forehead between the bone and the orbicularis palpebrarum; dividing into three or four branches, which are distributed to the neighbouring muscles.

FRONTAL BONE, *Os frontis*, *Os corona'le*, *Os inverecan'dum*, *Meto'pon*, *Os puppis*; *Os Ratio'nis*. A double bone in the fœtus, single in the adult, situate at the base of the cranium, and at the superior part of the face. It forms the vault of the orbit; lodges the ethmoid bone in a notch at its middle part; and is articulated, besides, with the sphenoid, parietal, and nasal bones, the ossa unguis, superior maxillary, and malar bones.

FRONTAL FURROW extends upwards from the frontal spine, and becomes gradually larger in its course, to lodge the upper part of the superior longitudinal sinus, and to give attachment to the falx cerebri.

FRONTAL NERVE, *Palpébro-frontal*—(Ch.) is the greatest of the three branches of the ophthalmic nerve,—the first division of the 5th pair. It proceeds along the superior paries of the orbit, and divides into two branches:—the one, *internal*, which makes its exit from the orbital fossa, passing beneath the pulley of the oblique muscle:—the other, *external*, issuing from the same cavity, by the foramen orbitarium superius.

FRONTAL PROTUBERANCE, *Frontal tuberos'ity*, *Tuber fronta'le*, *Suggerun'dium supercilio'rum*. The protuberance of the frontal bone above the superciliary arch.

FRONTAL SINUSES, *Frontales Sinus*, *Meto'pan'tra*, *Prosopan'tra*, *Sinus Supercilia'res*, *S. pituita'rii frontis*, *Caver'næ frontis*, are two deep cavities in the substance of the frontal bone, separated from each other by a medium septum, and opening, below, into the anterior cells of the ethmoid bone.

FRONTAL SPINE, *Crista inter'na*, is situate in the middle of the under part of the bone, and is formed by the coalescence of the inner tables for the attachment of the falx cerebri.

Surgeons have given the name FRONTALIS, to a bandage or topical application to the forehead. Such have, also, been called, *τρομετωπία* and *ανακόλλημα*.

FRONTAL TUBEROSITY, Frontal protuberance.

FRONTA'LE, from *frons*, 'the forehead.' A medicine applied to the forehead.

FRONTALISET OCCIPITALIS, Occipito-frontalis.

FRONTALIS VERUS, Corrugator supercillii.

FRONTO-ETHMOID FORAMEN, Cæcum foramen—*f.* *Nasal*, *Pyramidalis nasi*—*f.* *Sourcilier*, Corrugator supercillii.

FROSTBITE, Congelation.

FROSTWEED, *Erigeron Philadelphicum*, *Helianthemum Canadense*.

FROSTWORT, *Helianthemum Canadense*.

FROTHY, from *Gr. ἀγρός*, 'froth.' (?) *Spum'osus*, (F.) *Spum'osus*, *Écum'osus*, *Mousse'osus*. An epithet given to the fæces or sputa, when mixed with air.

FROTTEMENT, see Bruit de frottement.

FROTTEMENT GLOBULAIRE. A name given by M. Simonnet, to the pulse in aortic regurgitation, when it is jerking, and, in well marked cases, appears as if the blood consisted of several little masses, which passed in succession under the finger applied to the artery.

FRUCTIFICATIO, Fecundation.

FRUCTUS HORÆI, Fruit, (summer)—*f.* *Immaturus*, *Abortion*.

FRUGIVOROUS, *Frugiv'orus*, from *fruges*, 'fruits,' and *voro*, 'I eat.' One that eats fruits.

FRUIT, *Fructus*, from *frui*, 'to enjoy.' *Carpos*. In a medical sense it may be defined to be;—that part of a plant which is taken as food. The effects of fruits on the body, in a medical as well as a dietetical point of view, are various. They may be distinguished into classes: for, whilst the *Cerealia*, for example, afford fruits, which are highly nutritious, the *Summer Fruits* (*Fructus Horæi*), which include strawberries, cherries, currants, mulberries, raspberries, figs, grapes, &c. are refrigerant and grateful, but afford little nourishment.

FRUMENTUM, Triticum—*f.* *Corniculatum*, *Ergot*—*f.* *Cornutum*, *Ergot*—*f.* *Luxurians*, *Ergot*—*f.* *Temulentum*, *Ergot*—*f.* *Turgidum*, *Ergot*.

FRUSTRATOIRE (F.) Any liquor, taken a short time after eating, for the purpose of assisting digestion, when difficult. Sugared water, *eau sucrée*, or water with the addition of a little brandy, or some aromatic substance, is commonly used for this purpose.

FRUTEX BACCIFER BRAZILIENSIS, *Caa-gihvuyo*—*f.* *Indicus spinosus*, *Cara schulli*.

FUCUS, *F. vesiculosus*, *Paint*.

FUCUS AMYLACEUS, *Ceylon Moss*, *Marine*

Moss. This moss belongs to the natural order Algae. It was introduced some years ago into England, from India. It is white, filiform and fibrous, and has the usual odour of sea-weeds. Its medical properties are similar to those of Irish moss.

FUCUS, BLADDER, F. vesiculosus.

FUCUS CRISPUS, Lichen Carrageen, Chondrus, Ch. crispus, Sphaerococcus crispus, Ulva crispa, Chondrus polymorphus, Irish moss, Carrageen or Corrigeen moss, (F.) Mousse d'Islande, M. perlée. This Fucus, of the Natural Family Algae, is found on the coast of England, Ireland, Western France, Spain, and Portugal, and as far as the tropics. It is also a native of the United States. In Ireland, it is used by the poor as an article of diet. As met with in America, it is of a light yellow colour, and resembles plates of horn, crisped and translucent. An agreeable jelly is obtained from it by boiling it in water or milk, which forms a good article of diet in consumptive cases. Its properties are indeed exactly like those of the Iceland Moss.

FUCUS HELMINTHO-CORTON, Corallina Corsicana—f. Saccharine, Rhodomela palmata.

FUCUS VESICULOSUS, Quercus Mari'na, Fucus, Bladder Fucus, Sea Oak, Sea Wrack, Yellow Bladder Wrack, (F.) Varec: vésiculeux, Chêne marin. It has been said to be a useful assistant to sea-water, in the cure of disorders of the glands. When the wrack, in fruit, is dried, cleaned, exposed to a red-heat in a crucible with a perforated lid, and is reduced to powder, it forms the *Æthiops vegetabilis*—the *Pulvis Quercus Mari'nae* of the Dublin Pharmacopœia—which is used, like the burnt sponge, in bronchocele and other scrofulous swellings. Its efficacy depends on the iodine it contains. Dose, gr. x. to ℥ij, mixed in molasses or honey. See Soda.

FUGA DÆMONUM, Hypericum perforatum.

FUGACIOUS, Fugax, from fugere, 'to fly.' An epithet given to certain symptoms, which appear and disappear almost immediately afterwards; as a *fugacious redness*,—a *fugacious swelling*, *Tumor fugax*, &c.

FUGAX, Fugacious.

FUGE, from fugo, 'I expel,' 'an expeller.' A common suffix. Hence *Febrifuge, Vermifuge*, &c.

FUGILĒ, Fugilla. This term has several acceptations. It means, 1. The cerumen of the ear. 2. The nebulous suspension in, or deposition from, the urine. 3. An abscess near the ear.—Ruland and Johnson. 4. Abscess in general.

FUGILLA, Fugile.

FULGUR, Astrape.

FULIGINOUS, Fuliginosus, Lignyo'des, from fuligo, 'soot.' Having the colour of soot. An epithet given to certain parts, as the lips, teeth, or tongue, when they assume a brownish colour, or rather are covered with a coat of that colour.

FULIGO, Lignys, Soot, (F.) Suie, &c. Wood soot, Fuligo Ligny, consists of volatile alkaline salt, empyreumatic oil, fixed alkali, &c. A tincture, *Tinctura Fulig'inis*, prepared from it, has been recommended as a powerful antispasmodic in hysterical cases. (*Fulig. lign. ℥ij. potass. subcarb. lbss, ammon. muriat. ℥j. aqua fluviat. Oijj.* Digest for three

days.) This tincture bears the name *Soot dr* and *Fit drops*. An ointment of soot has been used in various cutaneous diseases.

FULIGO ALBA PHILOSOPHORUM, Ammonias murias.

FULIGO KALI, from fuligo, 'soot,' and kalī, 'potassa.' This is an analogous preparation anthrakali; soot being used in the place of coal. It is employed in the same diseases. What might be regarded as a weak solution fuligokali has been used for many years in Philadelphia, under the names *medical lye, sea tea, alkaline solution, and dyspeptic lye*.

FULLERS' EARTH, Cimolia purpurea: FULMEN, Astrape.

FULNESS, Repletio, Plenitudo, Plethor. Also, a feeling of weight or distention in the stomach or other part of the system.

FUMARIA, Fumaria officinalis, Fumiterræ, Capnos, Herba melancholifuga, Fumitory, Common Fumitory, Fumiter'ra, Solam Scabiosorum, (F.) Fumeterre. The leaves are extremely succulent, and have a bitter, somewhat saline, taste. The infusion of the dried leaves and the expressed juice of the fresh plant have been extolled for their property of clearing the skin of many disorders of the leprova kind.

FUMARIA BULBO'SA, Aristolochia fabacea Corydalis bulbo'sus, Capnor'chis. The root of this plant was formerly given as an emmenagogue and anthelmintic. (F.) *Fumeterre beausse*.

FUMETERRE, Fumaria.

FUMIGATIO, Fumigation—f. Antioimii Gambiae, see Disinfection—f. Guytoniensis, see Disinfection—f. Smythiana, see Disinfection

FUMIGATION, Fumigatio, from fumus, 'smoke.' *Suffit'us, Suffit'io, Suffuminatio, Suffumig'ium, Suffumen'tum, Apocapnis'ma, Thymi'ama, Epithymi'ama, Hypothymi'am, Hypothymi'asis, Thymi'asis, Capnis'mos, Hypocapnis'mos, Hyapat'mus, Hyapat'mus, Anthymi'asis, from fumus, 'smoke.' An operation, the object of which is to fill a circumscribed space with gas or vapour; with the intention either of purifying the air, of perfuming it, or of charging it with a substance proper for acting upon a part of the surface of the human body. Hence, fumigations have been distinguished into *aqueous, aromatic, sulphureous mercurial, disinfecting, Guytonian, &c.* Benzoin generally constitutes the chief ingredient in the *Fumigating Pastilles*, to which any variety of odiferous substances may be added. The following is one formula:*

℞. Benzoin, ℥j, cascarillæ ʒss, myrrh. ℥j, o myrist, ol. caryoph. āā gtt. x, potassa nitra ʒss, carbon. lign. ʒvj, mucil. trag. (q. s.)

FUMIGATION, CHLORINE, see Disinfection—Nitrous, see Disinfection—f. Oxy muriatic, see Disinfection.

FUMITERRA, Fumaria.

FUMITORY, Fumaria.

FUMUS ALBUS, Hydrargyrum—f. Citrus, Sulphur—f. Terræ, Fumaria.

FUNAMBULATIO, from funis, 'a cord and ambulare, 'to walk.' An exercise with the ancients, which consisted in scaling ropes.

FUNCTION, Functio, Actio, (F.) Functio from fungor, 'I act,' 'perform.' The act of an organ or system of organs. Any act, necessary for accomplishing a vital phenomenon. A *function* is a special office in the animal

economy, which has as its instrument, an organ or apparatus of organs. Thus, *respiration* is a function. Its object is the conversion of venous into arterial blood, and its instrument is the lungs. The ancient physiologists divided the functions into *vital, animal, and natural*. They called *vital functions* those which are essential to life, as innervation, circulation, respiration; *animal functions*, those which belong to the encephalon; viz: the functions of the intellect, the affections of the mind, and the voluntary motions; and *natural functions, Facultates seu Actio'es naturales*; those relating to assimilation, such as the actions of the abdominal viscera, of the absorbent and exhalant vessels, &c. Bichat divided the functions into those which relate to the preservation of the individual, and those that relate to the preservation of the species. The former he subdivided into *animal and organic*. The *animal functions* or *functions of relation* are those of the intellect, sensation, locomotion, and voice. The *organic functions* include digestion, absorption, respiration, circulation, secretion, nutrition, and calorification. The *functions*, whose object is the preservation of the species—the *organic, nutritive or vegetative functions*—are all those that relate to generation;—such as conception, gestation, accouchement, &c. Each of these admits of numerous subdivisions in a complete course of *Physiology*;—for so the doctrine of the functions is called.

FUNDA, *Sphen'dont*, (F.) *Fronde*. A bandage, composed of a fillet or long compress, cleft at its extremities to within about two inches of its middle. It is used in diseases of the nose and chin, and especially in cases of fracture of the lower jaw. In such case it has, also, been called *Mentonnière*, because placed beneath the chin; from (F.) *Menton*, 'the chin.'

FUNDAMENT, Anus—f. Falling down of the, *Proctocele*.

FUNDAMENTAL, from *fundare*, 'to lie deeply.' Some anatomists have called the sacrum *Os Fundamentale*, because it seems to serve as a base to the vertebral column. The *sphenoid bone* has, likewise, been so denominated, from its being situate at the base of the cranium.

FUNDUS, (F.) *Fond*. The base of any organ which ends in a neck, or has an external aperture; as the *Fundus vesicæ*, *F. uteri*, &c. Also, the *Vulva*.

FUNDUS VAGINÆ, *Laqueur vaginæ*.

FUNES CORDIS, *Columnæ carneæ*—f. *Semicirculares*, *Semicircular canals*.

FUNGIFORM PAPILLÆ, see *Papillæ of the Tongue*.

FUNGOID, *Fungoides, Myco'des, Fungiformis, Fungiform*, (F.) *Fonguide, Fongiforme*, from *fungus*, 'a mushroom,' and *idos*, 'resemblance.' That which has the shape of, or grows in some measure like a mushroom, as the *fungoid* or *fungiform papillæ* of the tongue.

FUNGOID DISEASE, *Encephaloid*.

FUNGOSITY, *Fungositas, Caro luxurians, C. fungosa, Escarocoma, Proud Flesh, Hypersarcoma, Hypersarcosis*, (F.) *Fongosité*. The quality of that which is fungous:—fungous excrescence, *Excrescentia fungosa*. The fungosities which arise in wounds or ul-

cers, are easily repressed by gentle compression, dry lint, the sulphas cupri, or other gentle caustics. At times, the more powerful are necessary, and, sometimes excision is required.

FUNGUS, *Myces*, (F.) *Fongus, Champignon*. The *mushroom* order of plants; *class Cryptogamia*, in the Linnæan system. In *Pathology* the word is commonly used synonymously with *fungosity, mycosis*. M. Breschet has proposed to restrict the term *fungosity* to vegetations which arise on denuded surfaces, and to apply the term *fungus* to the tumours which form in the substance of the textures, without any external ulceration. Fici, and warts, for example, would be fungi of the skin.

FUNGUS ALBUS SALIGNEUS, *Boletus suaveolens*—f. *Articuli, Spina ventosa*—f. *Bleeding, Hæmatodes fungus*—f. *Cancerosus hæmatodes, Hæmatodes F.*—f. *Cancerosus medullaris*, see *Encephaloid*—f. *Cerebralis*, see *Encephaloid*—f. *Cerebri, Encephalocèle*—f. *Cynosbati, Bedeguar*—f. *Hæmatodes, Hæmatodes fungus*—f. *Ignarius, Boletus ignarius*—f. *Laricis, Boletus laricis*—f. of *Maltâ, Cynomorium coccineum*—f. *Medullaris*, see *Encephaloid*—f. *Melanodes, Melanosis*—f. *Melitenis, Cynomorium coccineum*—f. *Petræus marinus, Umbilicus marinus*—f. *Quercinus, Boletus ignarius*—f. *Rosarum, Bedeguar*—f. *Salicis, Boletus suaveolens*—f. *Sambucinus, Peziza auricula*.

FUNICULUS, *Cord*—f. *Spermaticus, Spermatic cord*—f. *Tympani, Chorda tympani*.

FUNICULUS UMBILICALIS, *Funivis umbilicalis, Intestin'ulum, Vinculum umbilicale, Umbilical cord, Naval string*, from *Funivis*, 'a cord.' (F.) *Cordon ombilicalé*. A cord-like substance, which extends from the placenta to the umbilicus of the fœtus. It is composed of the chorion, amnion, an albuminous secretion called the *Jelly of the Cord*, cellular substance, an umbilical vein, and two umbilical arteries. The former conveys the blood from the placenta to the fœtus—the latter return it. All these parts are surrounded by a sheath—*Investitura seu Vaginata funiculi umbilicalis*. Its usual length is from 16 to 22 inches.

FUNICULUS VARICOSUS, *Cirsocele*.

FUNIS, *Cord, Laqueur*—f. *Argenteus, Medulla spinalis*—f. *Hippocratis, Achillis tendo*—f. *Umbilicalis, Funiculus umbilicalis*.

FUR; *Enduit*.

FURCELLA, *Furcula*; diminution of *furca*, 'a fork.' The upper part of the sternum, the *clavicle*. The *Fourchette*.

FURCELLA INFERIOR, *Xiphoid cartilage*.

FURCHMUEHL, *MINERAL WATERS OF*. These Bavarian springs contain carbonic acid, sulphuretted hydrogen, carbonates of lime and soda; chlorides of lime and magnesium, oxides of iron and magnesium, &c.

FURCILLA, *Fourchette*.

FURCULA, *Furcella, Clavicle, Fourchette*.

FUREUR UTÉRINE, *Nymphomania*.

FURFUR, *Bran, Pit'yrion, Ach'yrion, Apobras'ma, Lemma, Cantabru'no*, (F.) *Son*. The decoction is sometimes employed as an emollient.

FURFURA, *Scarf*.

FURFURACEOUS, from *furfur*, 'bran.' *Scurfy, Canicæceus, Pityri'nus, Pityroides, Pityro'des*. Resembling bran. A name given to eruptions, in which the epidermis is detached in small scales resembling bran. Also,

a bran-like sediment observed at times in the urine;—*Urina furfuracea, Sedimentum Urinae pityroides.*

FURFURATIO, Porrigo, Pityriasis.

FURFURISCA, Pityriasis.

FURIA INFERNALIS. A kind of vermiform insect, scarcely two lines long, common in Sweden, which flies about and stings both man and animals, exciting the most excruciating torture.

FURIBUNDUS, Maniodes.

FURIOSUS, Maniodes.

FURIOUS, Maniodes.

FURNAS, MINERAL WATERS OF. A thermal chalybeate water in St. Michael's, Azores, which contains carbonic acid, and carbonate of iron.

FURONCLE, Furunculus.

FURONCLE GUÉPIER. A malignant boil, *Wasp's nest boil*, which generally attacks the nape and region of the neck, and rarely others than old people. Hence it has been called *Old People's boil*.

FUROR, Mania—*f. Brevis, Rage*—*f. Mania, Mania*—*f. Uterinus, Nymphomania*.

FURROW, MENTO-LABIAL, see Mentolabial furrow.

FURUNCULI ATONICI, Ecthyma—*f. Ventriculus*, see Furunculus.

FURUNCULUS, from *furiare*, 'to make mad.' *Chi'adus, Chi'oli, Doth'ien, Dothion,*

Furunculus suppuratorius, F. Verus, F. nig'rus, Phyma furunculus, Abscessus cleatus. A furuncle, a boil, a bile. (F.) *Ironcle, Froncle, Clou.* A small phlegm which appears under the form of a conical, ha circumscribed tumour, having its seat in dermoid texture., At the end of an uncert period, it becomes pointed, white or yell and gives exit to pus mixed with blood. Wl it breaks, a small, grayish, fibrous mass son times appears, which consists of dead cellu tissue. This is called the *Core, Setfast, V triculus* seu *Nucleus Furunculi*; (F.) *Boi billon.* The abscess does not heal until af its separation. The indications of treatm are,—to discuss by the application of leec and warm fomentations;—or, if this cannot done, to encourage suppuration by warm, em lient cataplasms. When suppuration is tively established, the part may be opened suffered to break, according to circumstance

FURUNCULUS GANGRÆNOSUS, Anthrax—*Malignus, Anthrax.*

FUSÉE PURULENTE, (F.) The lo and sinuous route, which pus takes, in cert cases, in making its way to the surface. The *Fusées* almost always form beneath the sk between the muscles; or along aponeuros bones, tendons, &c.

FUSEL OIL, see Oil, Fusel.

FUSTIC TREE, *Cladrastis tinctoria.*

FUTUTOR, Tribade.

G.

THE Greek Γ, Γ, with the ancient Greek physi- cians, signified an ounce.—Rhod. ad Scribonium.

GABALLA, Cabal.

GABELLA, Mesophryon.

GABIRËA, γαβίρα. A fatty kind of myrrh, mentioned by Dioscorides.

GÆOPHAGIA, Geophagism.

GÆOPHAGUS, from γαία, 'earth,' and φαγω, 'I eat.' One who eats earth.

GAGEL, Myrica gale.

GAGUE SANG, *Caque-sang.*

GAHET, *Cagot.*

GAÏAC, Guaiacum.

GAILLET ACCROCHANT, Galium aparine—*g. Crochant, Galium aparine*—*g. Jaune, Galium verum*—*g. Vrai, Galium verum.*

GAÏNE, Vagina or sheath—*g. de l'Apophyse styloïde*, Vaginal process of the temporal bone —*g. de la veine porte*, Vagina or sheath of the vena porta.

GALA, γαλα, genitive γαλακτος, milk; hence:

GALACTACRA'SIA, from γαλα, 'milk,' and ακρασις, 'imperfect mixture.' A morbid mixture or constitution of the milk.

GALACTACRATIA, Galactia.

GALACTAGOGA, Galactopœitica.

GALACTAPOSTEMA, Mastodynia aposte- matosa.

GALACTIA, *Galactirrhœa, Galactorrhœa*, from γαλα, 'milk.' *Lactis redundans, Poly- galactia, Galactozœmia.* A redundant flow of milk, either in a female who is suckling, or in one who is not. It may occur without being provoked by suckling. When to a great extent,

it sometimes causes wasting; *Tabes lactea, nutri'cum.* Dr. Good uses *Galactia*, in his N sology, for 'morbid flow or deficiency of mil *Galactœrati'a.*

GALACTICUS, Lactic.

GALACTIFER, Galactophorous.

GALACTINE, Casein.

GALACTINUS, Lactic.

GALACTIRRHŒA, Galactia.

GALACTIS, Galaxias.

GALACTIS CHESIS, *Galactos'chesis, L tis retentio*, from γαλα, 'milk,' and τενειν, 'restrain.' Retention or suppression of milk

GALACTITES, Galactis.

GALACTOCATARACTA, Cataracta (Milky.)

GALACTODES, from γαλα, 'milk,' and ειδος, 'resemblance.' In Hippocrates, the te signifies milkwarm, and likewise a milky lour, as of the urine—*urina galacto'des.*

GALACTODIËTA, *Diœta lactea*, fr γαλα, 'milk,' and διατα, 'diet.' A milk die

GALACTODIARRHŒA, Cœliac Flux.

GALACTOGANGLION, Milk knot.

GALACTOËMIA, *Galacthœmia*, fr γαλα, 'milk,' and αίμα, 'blood.' *Lactis u guinolenti Excretio.* The secretion of bloo or bloodlike milk.

GALACTOMASTOPARECTOMA, Mas dyndia apostematosa.

GALACTOMETER, *Lactom'eter*, from γα 'milk,' and μετρον, 'measure.' An instrum for appreciating the quantity of cream in ml It is a kind of graduated separatory or *épr*

vetto,—the degrees on the scale indicating the thickness of the layer of cream that forms on the surface of the milk.

GALACTONCUS, *Tumor lacteus*, from γάλα, 'milk,' and ογκος, 'a swelling.' A milk tumour.

GALACTOPH'AGOUS, *Galactoph'agus*, *Lactiv'orus*, sometimes used substantively; from γάλα, 'milk,' and φάγω, 'I eat.' That which feeds on milk. A name given to certain people, with whom milk appears to constitute the chief nourishment.

GALACTOPHORA, *Galactopoietica*.

GALACTOPHOROUS, *Galactifer*, *Lactifer*, *Lactiferous*, from γάλα, 'milk,' and φέρω, 'I carry.' That which carries milk.

GALACTOPHOROUS or **LACTIFEROUS** DUCTS, are those which convey the milk, secreted by the mammary gland, towards the nipple, where their external orifices are situate. The *Lacteals* have also been so called.

GALACTOPHORUS. Some accoucheurs have given this name to an instrument intended to facilitate sucking, when the faulty conformation of the nipple prevents the child from laying hold of it.

GALACTOPHYGUS, from γάλα, 'milk,' and φεύγω, 'to shun.' That which arrests or disperses the secretion of milk. Hence *Galactoph'uga Medicament'a*.

GALACTOPLA'NIA, *Metastasis seu Aberratio seu Vix extrardind'ria lactis*, *Galactorrhœa err'onea*, from γάλα, 'milk,' and πλανη, 'wandering.' Extravasation of milk into the cellular membrane. Secretion of milk elsewhere than from the breasts.

GALACTOPLEROSIS, from γάλα, 'milk,' and πληρωσις, 'repletion.' Redundance of milk.

GALACTOPOEA, *Galactopoietica*.

GALACTOPOESIS, *Galactopoesis*.

GALACTOPOIESIS, *Galactosis*.

GALACTOPOIETICA, *Galactoph'ora*, *Galactago'ga*, *Galactopon'a*, from γάλα, 'milk,' and ποιω, 'I make.' Substances, to which has been attributed the property of favouring the secretion of milk and augmenting its quantity.

GALACTOPOSIA, from γάλα, 'milk,' and ποσις, 'drink.' The drinking of milk. Treatment of a disease by means of milk.

GALACTOPOTES, *Galactop'otus*, *Lactip'otor*. Same etymon. A drinker of milk. One subjected to a milk diet.

GALACTOPYRA, *Fever, milk*.

GALACTOPYRËTUS, *Fever, milk*.

GALACTORRHŒA, *Galactia*—g. *Erronea*, *Galactop'lania*—g. *Saccharata*, *Saccharorrhœa lactea*.

GALACTOSACCHARUM, *Saccharum lactis*.

GALACTOSCHESIS, *Galactischesis*.

GALACTOSIS, *Galactop'ois'is*, *Galactop'ois'is*, *Secretio lactis*, from γαλακτομαι, 'I am changed into milk.' The secretion or formation of milk.

GALACTOTROPHE, *Galactotroph'ia*, from γάλα, 'milk,' and τροφή, 'nourishment.' Nourishment by means of milk.

GALACTOZEMIA, from γάλα, 'milk,' and ζημια, 'loss.' Loss of milk. Also, *Galactia*.

GALACTUCHOS, from γάλα, 'milk,' and χος, 'to have.' Suckling. Giving milk.

GALACTURIA, *Chyluria*.

GALANGA, *Maranta galanga*.

GALANGAL, *Maranta galanga*.

GALANGALE, *Cyperus longus*.

GALARIPS, *Allamanda*.

GALAXIA, *Thoracic duct*.

GALAXIAS, *Galact'ies*, *Galact'is*. A milk stone. A stone supposed to be capable of promoting the secretion of milk.

GALBANUM, see *Bubon galbanum*—g. *Long-leaved*, *Bubon galbanum*.

GAL'BULUS, from *galbus*, 'yellow.' A kind of congenital jaundice, in which the yellow colour continues through life. It is rather a defect in colour than a disease.—Vogel.

GALE, *Myrica gale*—g. *Odorant*, *Myrica gale*—g. *Sweet*, *Myrica gale*.

GALE, *Psora*—g. *Camino*, *Psoriasis*—g. *Épide'mique*, *Eczema*—g. *Miliaire*, *Psoriasis*—g. *Sèche*, *Lichen*, *Psoriasis*.

GA'LEA. A helmet, from γαλη, 'a cat;' of the skin of which it was formerly made. A name given to the *amnios*, and also, to the *bandage of Galen*. In *Pathology*, it indicates a headache affecting the whole head. See, also, *Caul*.

GALEA *APONEUROT'ICA CAP'ITIS*, *Ga'lea tendin'ea Santorini*, *Ga'lea cap'itis*, *Membra'na epior'nia*. The tendinous expansion, which unites the frontal and occipital portions of the occipito-frontalis muscle.

GALEAMAUROSIS, *Amaurotic cat's eye*.

GALEAN'CON, *Galian'com*, from γάλα, 'a cat,' 'a weasel,' and αγκω, 'an elbow.' *Mus-tela'neus*. One who has two short arms.

GALEAN'THROPY, *Galeanthro'pia*, from γαλη, 'a cat,' and ανθρωπος, 'a man.' A variety of melancholy in which the patient believes himself changed into a cat. An affection similar to lycanthropy and cynanthropy.

GALE'GA OFFICINA'LIS, *Galega*, *Ruta capra'ria*, *Goat's rue*, (F.) *Rue de chèvre*, *Raua Indigo*. It is slightly aromatic, and was once used as a sudorific and alexiterial, in malignant fevers; &c.

GALEGA VIRGINIA'NA, *Tephro'sia Virginia'na*, *Turkey pea*, *Virginia Goat's rue* or *cat gut*, is used in some parts of the United States as an anthelmintic. The decoction of the root is given.

GALENE, *Graphites*.

GALENEA, *Graphites*.

GALENIC, *Galen'ic*, *Galen'icus*, *Galen'nius*, from *Galenus*. That which relates to the doctrine of Galen or to Galenism. Used, substantively, for drugs that are not chymical.

GALENIC MEDICINE, *Galenism*.

GA'LENISM, *Galen'ic med'icine*. The doctrine of Galen.

GA'LENIST, *Galenis'ta*, *Galenis'tes*, A follower of the doctrine of Galen.

GALENUS, *Galenic*.

GALEOB'DOLON, *Galeopsis*.

GALEOP'DOLON, *Galeopsis*.

GALEOPSIS, *Lamium album*.

GALEOP'SIS, *Galiop'sis*, *Galeob'dolon*, *Galeop'dolon*, *Lamium rubrum*, *Urti'ca iners magna fatidiv'sima*, *Stachys fatida*, *Hedge nettle*, (F.) *Ortie morte des bois*. This plant was formerly reckoned a vulnerary and anodyne.

GALEOP'SIS GRANDIFLO'RA, *G. Ochroleu'ca*, *G. Seg'etum*, *Herba Sideritidis*. This plant is regarded in Germany as a bitter resolvent. It is the basis, also, of a celebrated nostrum, the *Blankenheimer Tea*, called, likewise, *Lieber's pectoral and phthisical herbs* (*Liebersche*

Brust oder Auszehrungs-Krauter, which has enjoyed great repute in pectoral complaints. The tops of the plant are given in decoction, (3j), boiled in a pint of water for a quarter of an hour.) This quantity to be taken in a day.

GALÉOP'SIS VERSICOLOR, and **G. VILLO'SA,** are possessed of the same virtues.

GALÉOP'SIS OCHRÓLEUCA, **G. grandiflora**—**g. Segetum,** **G. grandiflora.**

GALEROPIA, Oxypolia.

GALIA. An ancient composition, in which galls were an ingredient; the *Galia pura.* There was, also, a *Galia aromatica, moschata vel muscata,* which consisted of a mixture of several perfumes, such as musk.

GALIANCON, Galeancon.

GALIOPSIS, Galeopsis.

GALIPÆA FEBRIFUGA, Cusparia febrifuga—**g. Officialis,** see *Cusparia febrifuga.*

GALIPOT, see *Pinus sylvestris.*

GALIUM, (from γάλα, 'milk,' because some species curdle milk.) **G. verum.**

GALIUM ALBUM, G. Mollugo.

GALIUM APARINÆ, Aparinæ, Lappa, Philanthropus, Ampelocarpus, Omphalocarpus, Icus, Aspharinæ, Asperula, Goose-grass, Cleaver's bees, Cleavers, Goose-share, Hayriff. Family, Rubiacæ. Sex. Syst. Tétrandria Monogynia. (F.) Gaillet acrochant, G. crochant, Gratteron. The expressed juice has been given as an aperient diuretic in incipient dropsies; also, in cancer.

GALIUM LUTEUM, G. verum.

GALIUM MOLLUGO, Galium album, Greater ladies' bed-straw, Alys'sum Plin'ie, (F.) Caillelait blanc. The herb and flowers have been used, medicinally, in epilepsy.

GALIUM TINCTORUM, an American species, closely allied in properties to *G. verum.*

GALIUM VERUM, Galium, G. luteum; Ladies' bed-straw, Cheese-rennet, Bed-straw, Cleavewort, Goose-grass, Savoyan, Clabber-grass, Milk sweet, Poor Robin, Gravel-grass, (F.) Gaillet jaune, G. vrai, Vrai Caillelait. The tops were used in the cure of epilepsy. The leaves and flowers possess the property of curdling milk.

GALL, Bile, Glass, see *Eczema-Impetiginodes, Quercus infectoria,* and *Vitrum*—**g. of the Earth, Prenanthes**—**g. Nut,** see *Quercus infectoria*—**g. of the Ox,** see *Bile*—**g. Sickness, Fever, Walcheren**—**g. Turkey,** see *Quercus infectoria.*

GALL-BLADDER, Vesicula fellis, Chol'leocyst, Cholecystis, Folliculus fellis, Cystis fellis, Vesica fellea, Vesicula bilis, Vesica biliaria, Folliculus fellis, Cystis choledochus, (F.) Vésicule du fiel ou Vésicule biliaire, Réservoir de la bile. A membranous, pyriform reservoir, lodged in a superficial depression at the inferior surface of the right lobe of the liver. It receives, by the hepatic and cystic ducts, a portion of the bile secreted by the liver, when the stomach is empty, which becomes in it more acrid, bitter, and thick. It receives an artery called the *cystica.* Its veins empty into the vena porta. Its nerves come from the hepatic plexus, and its lymphatic vessels join those of the liver.

GALLA, see *Quercus infectoria*—**g. Maxima Orbiculata,** see *Quercus infectoria.*

GALLÆ QUERCUS, see *Quercus infectoria*—**g. Tinctoria,** see *Quercus infectoria*—**g. Turcica,** see *Quercus infectoria.*

GALLATURA, Molecule.

GALLI GALLINACEI CAPUT, Gallinaginis caput.

GALLINAGINIS CAPUT, Galli gallinacei Caput, Caput gallinaeum, Verumontanum, Crista urethralis, Crête uréthrale, (Ch.,) from *Gallinago,* 'a woodcock.' An oblong, rounded, projection, formed by the mucous membrane in the spongy portion of the urethra, at the sides of which the ejaculatory ducts open.

GAL'LIPOT. Perhaps from *gala,* 'finery.' (?) A pot painted and glazed or merely glazed, and commonly used to hold medicines.

GALLITRICHUM, Salvia sclarea.

GALLSTONES, Calculi, biliary.

GALLUS, Enoch.

GALREDA, Gelatin.

GALVANISM, Galvanis'mus, Electric'itas animalis, E. Galvanica vel metal'ica, Irritamentum metallo'rum vel metal'icum, Voltaism, Voltaic Electricity.—A series of phenomena, consisting in sensible movements, executed by animal parts, which are endowed with irritability, when placed in connexion with two metallic plates of different nature, between which a communication is established by direct contact or by means of a metallic wire. Galvanism has been employed medicinally in the same cases as electricity, and especially in neuralgic affections. It is often applied in the form of plates,—“Mansford's plates.” In asthma, for example, a small blister, the size of a dollar, may be placed on the neck over the course of the phrenic and pneumogastric nerves, and another on the side in the region of the diaphragm. One metal is placed mediately or immediately over the vesicated surface on the neck, and another over that in the side. They are then connected by means of a wire. The new nervous impression, in this way induced, is often signally beneficial.

GALVANOPUNCTURE, Electropuncture.

GAMBA, Patella.

GAMBARUS, Crab.

GAMBIER, see *Nauclea gambir.*

GAMBÓGIA, Cambogia.

GAMMARUS, Crab.

GAMMATA FERRAMENTA. Cauteries, having the shape of the Greek letter Γ; which were used for cauterizing herniæ.

GAMMAUT. The Italians, according to Scultetus, gave this name to a kind of crooked bistouri, used for opening abscesses.

GAMMISMUS, Psammismus.

GAMPHE, Gena.

GAMPHELE, Gena, Maxillary Bone.

GANGAME, Epiploon.

GANGAMUM, Epiploon.

GANGLIA CEREBRI POSTICA, Thalami nervorum opticorum—**g. Nervorum, Ganglions, nervous,** see *Ganglion*—**g. Sensory,** see *Sensory ganglia.*

GANGLIAR, Ganglionic.

GANG'LIFORM, Gang'lioform, Ganglior'fomis. Having the shape of a ganglion. A name generally given to a knot-like enlargement, in the course of a nerve.

GANGLIOLUM, Diminutive of ganglion. A small ganglion.

GANG'LION, Gang'livum, 'a knot.' A name given to organs differing considerably from each other in size, colour, texture, functions, &c. They are divided into *glandiform, lym-*

phatic, and nervous. 1. *Glandiform ganglions*, called also *adenoid, vascular*, and *sanguineous ganglions, blind glands, aporioglands, glandula spuria*, &c., are organs of whose functions we are, in general, ignorant; and which have the appearance of glands. They are formed of agglomerated globules, pervaded by blood-vessels, surrounded by cellular membrane, and contain a milky or yellowish fluid. To this class belong the thymus, thyroid, and supra-renal glands. 2. *Lymphatic ganglions*. See Conglobate. 3. *Nervous ganglions, Ganglia seu Nodi seu Noduli Nervorum, Ganglionas, Tumores seu Plexus ganglioformes, Plexus glandiformes, Tubercula nodosa Nervorum, Diverticula spiritalia animalium*. Enlargements or knots in the course of a nerve. They belong, in general, to the system of the great sympathetic. One, however, exists on the posterior root of every spinal nerve, and on one cerebral,—the 5th. Bichat regarded them as so many small brains, or centres of nervous action, independent of the encephalon, and intended exclusively for organic life. Being formed by the union of the cerebral and spinal nerves, they may send out the influence of both these nervous centres to the parts to which the nerves proceeding from them are distributed. We know not, however, their precise uses, although it is probable that they may be connected with the nutrition of the part, on which the nerves proceeding from them are dispersed.

GANGLION. Same etymon. *Empy'ma encystis ganglion*. A globular, hard, indolent tumour, without change in the colour of the skin; of a size varying from that of a pea, to that of an egg, and always situate in the course of a tendon. The tumour is formed of a viscid, albuminous fluid, contained in a cyst of greater or less thickness. The cyst is sometimes loose; but in the majority of cases it communicates, by a narrow footstalk, with the sheath of a tendon, or even with the synovial capsule of a neighbouring articulation. The causes are generally unknown. The treatment consists in compression, percussion, the use of discutients, extirpation, or incision.

GANGLION ABDOMINALE, *G. semilunar—G. Adenoid, G. glandiform—G. of Andersch, Petros ganglion—G. Annular, see Ciliary ligament—G. Auricular, Oticum G.—G. Azygous, see Trisplanchnic nerve—G. Cardiac, Cardiac plexus—G. Cerebelli, Corpus dentatum—G. Cerebri Anterior, Corpora striata—G. Cerebri inferior, grand, Thalami nervorum opticorum—G. du Cervelet, Corpus dentatum—G. Ciliare, Corpus dentatum—G. Ciliary, Ophthalmic ganglion.*

GANGLION OF EHRENITTER, *Ganglion nervi glosso-pharyngei superioris, G. jugular'e superioris, G. Ehrenitteri seu Mulleri*. A reddish-grey mass on the glosso-pharyngeal nerve in the foramen lacerum, above the ganglion of Andersch.

GANGLION OF GASSEI, *Ganglion seu Ganglion Gasseri, Moles gangliiformis, Intumescencia gangliiformis seu semilunaris*. A semicircular knot on the 5th pair of nerves, before its division into three branches.

GANGLION, GLANDIFORM, see *Ganglion—G. Impar, see Trisplanchnic nerve—G. Jugulare Superius, G. of Ehrenitter—G. Laitouz, Milk-*

knot—G. Lenticular, G. ophthalmic—G. Lymphatic, Conglobate gland—G. Maxillo-symphatic, Oticum G.—G. of Meckel, Spheno-palatine G.—G. Mulleri, G. of Ehrenitter—G. Nasopalatine, see Nasopalatine ganglion—G. Nervi glosso-pharyngei superioris, G. of Ehrenitter—G. Ophthalmic, see Ophthalmic ganglion—G. Optic, Quadrigemina tubercula—G. Orbital, G. ophthalmic—G. Oticum, Oticum G.—G. Petrosal, see Petrosal ganglion.

GANGLION OF THE PNEUMOGASTRIC. A ganglionic structure in the pneumogastric as it passes through the foramen lacerum posterius.

GANGLION OF RIBES. A nervous ganglion said to exist upon the anterior communicating artery of the brain, and to be found at the point of junction of the right and left trunks of the sympathetic.

GANGLION SANGUINEOUS, *G. glandiform—G. Sensory, see Sensory ganglia—G. Solare, G. semilunare—G. Sphenoidal, Sphenopalatine ganglion—G. Splanchnicum, G. semilunare—G. Supérieur du cerveau (grand), Corpora striata—G. Surrénal, G. semilunare—G. Transversum, G. semilunare—G. Vascular, G. glandiform—G. de Vieussens, Celiac plexus.*

GANGLIONARY, *Ganglionic*.

GANGLIONES GANGLIOFORMES, *Gangliones, nervous*.

GANGLIONIC, *Ganglionicus, Ganglionary, Gangliar*. Relating to ganglia. Nerves are so called in the course of which ganglions are met with; as the greater part of the branches of the great sympathetic or trisplanchnic, the posterior roots of the spinal nerves, &c.

GANGLIONIC NERVE, *Trisplanchnic nerve*.

GANGLIONITIS, *Gangliitis*, from γαγγλιον, 'a ganglion,' and *itis*, denoting inflammation. Inflammation of a nervous ganglion. Sometimes used for inflammation of a lymphatic ganglion.

GANGLIONITIS PERIPHERICA ET MEDULLARIS, *Cholera*.

GANGLIUM, *Ganglion—G. Gasseri, Ganglion of Gasser*.

GANGRÆNA ALOPECIA, *Alopecia—G. Caries, Caries—G. Nosocomiorum, Hospital gangrene—G. Oris, Cancer aquaticus—G. Ossis, Spina ventosa—G. Ossium, Caries—G. Pottii, see Gangrene—G. Pottii, Gangrene of old people—G. Pulmonum, Necropneumonia—G. Senilis, Gangrene of old people—G. Sphacelus, Sphacelus—G. Tonsillarum, Cynanche maligna—G. Ustilaginea, Ergotism—G. Vaginæ, Colpocæcæ.*

GANGRÆNESCENTIA, *Gangrænosis*.

GANGRÆNICUS, *Gangrenous*.

GANGRÆNODES, *Gangrenous*.

GANGRÆNOPSIS, *Cancer aquaticus*; also, *gangrenous inflammation of the eyelids. Blepharitis gangræno'sa*.—Siebenhaar.

GANGRÆNOSIS, *Gangrænescentia*, from γαγγραινα, 'gangrene.' The state of being gangrenous or of becoming gangrenous.

GANGRÆNOSUS, *Gangrenous*.

GANGRENE, *Gangra'na, Cancere'na, Hot mortification*, (F.) *Gangrène, G. Charide, Asphyxie des parties*. Privation of life or partial death of an organ. Authors have generally distinguished mortification into two stages; naming the first *incipient* or *gangrene*. It is attended with a sudden diminution of feeling in the part affected; livid discoloration; detach-

ment of the cuticle, under which a turbid fluid is effused; with crepitation, owing to the disengagement of air into the cellular texture. When the part has become quite black, and incapable of all feeling; circulation, and life, it constitutes the *second stage*, or *mortification*, and is called *sphacelus*. Gangrene, however, is frequently used synonymously with mortification,—*local asphyxia* being the term employed for that condition, in which the parts are in a state of suspended animation, and, consequently, susceptible of resuscitation. When the part is filled with fluid entering into putrefaction, the affection is called *humid gangrene*, (F.) *Gangrène humide*: on the other hand, when it is dry and shrivelled, it constitutes *dry gangrene*; (F.) *Gangrène sèche*. To this class belongs the *gangræna senilis*, G. *Pot'tii*, *Presbyosphacelus*, or *spontaneous gangrene* of old people, which rarely admits of cure. Whatever may be the kind of gangrene, it may be caused by violent inflammation, contusion, a burn, congelation, the ligature of a large arterial trunk, or by some internal cause inappreciable to us.

The treatment, both of external and internal gangrene, varies according to the causes which produce it. Gangrene from excessive inflammation is obviated by antiphlogistics; and that from intense cold by cautiously restoring the circulation by cold frictions, &c. When the gangrene has become developed, the separation of the eschars must be encouraged by emollient applications, if there be considerable reaction; or by tonics and stimulants if the reaction be insufficient.

GANGRENE OF THE LUNGS, Necropneumonia. **GANGRENE DE LA BOUCHE**, Cancer aquaticus—g. *Chaude*, Gangrene—g. *Froide*, Sphacelus—g. *Humide*, see Gangrene—g. *Sèche*, see Gangrene—g. *Hôpital*, Hospital gangrene—g. *du Poupon*, Necropneumonia—g. *des Solonnois*, Ergotism.

GANGRENOUS, *Gangrænicus*, *Gangræno'sus*, *Gangræno'des*. Affected with or relating to gangrene.

GANJAH, Gunjah.

GANTELET (F.), *Chirotheca*, *Fascia digitalis*, *Gantilet*; from (F.) *gant*, a glove. A sort of bandage, which envelops the hand and fingers, like a glove. It is made with a long roller, about an inch broad; and is applied so that the fingers are covered to their tips, when it is called *Gantelet entier* ou *complet*. The *Demi-gantelet* includes only the hand and base of the fingers. Both bandages are used in fractures and luxations of the fingers, burns of the hand, &c. See *Chirotheca*.

GANTS DES DAMES, Condom—g. *de Notre Dame*, Digitalis.

GAPING, Yawning.

GARANÇE, Rubia.

GARCINIA MANGOSTANA. The systematic name of the *Mangostan* or *Mangoustan tree*, *Mangosta'na*. It grows in great abundance in Java and the Molucca islands. The fruit, which is about the size of an orange, is delicious, and is eaten in almost every disorder. The dried bark is used medicinally in dysentery and tenesmus; and a strong decoction has been much esteemed in ulcerated sore throat.

GARDE-MALADE, Nurse.

GARDEROBE, Artemisia abrotanum.

GARDEROBES, Fæces.

GARDOUCHES, Vesiculæ seminales.

GARETUM, Poples.

GARGALISMUS, Gargalus.

GARGALOS, Gargalus.

GARGALUS, *Gargale*, *Gargalis'mus*, *Titillatio*, *Irritatio*, *Pruritus*. Titillation, irritation, itching. Also, masturbation; and, rarely, animal magnetism.

GARGAREON, Uvula.

GARGARISATIO, Gargarism.

GARGARISM, *Gargaris'mus*, *Gargaris'ma*, *Anagargalic'ion*, *Gargaris'mum*, *Callut'io*, *Diacyl's'ma*, *Anagargaris'ton*, *Anagargaris'mus*, *Anaconchylis'mus*, *Anaconchylas'mus*, *Tivillamen'tum*, from *γὰργάω*, 'I wash the mouth.' A gargle. Any liquid medicine, intended to be retained in the mouth, for a certain time, and to be thrown in contact with the uvula, velum pendulum, tonsils, &c. For this purpose, the liquid is agitated by the air issuing from the larynx, the head being thrown back. Gargles are employed in cyananche tonsillaris and other diseases of the fauces, and are made of stimulants, sedatives, astringents, refrigerants, &c., according to circumstances.

The process is termed *gargling*, *gargarisatio*.

The term *collutorium* or *collutorium oris* is generally restricted to a wash for the mouth.

GARGET, Phytolacca decandra.

GARGLE, Gargarism.

GARGLING, see Gargarism.

GARGOUILLEMENT, Borborygmos, Gurgling. See *Râle muqueux*.

GARLIC, Allium—g. Hedge, Alliaria.

GAROSMUM, Chenopodium vulvaria.

GAROU BARK, Daphne gnidium.

GARETUM, Poples.

GARROPHYLLUS, Eugenia caryophyllata.

GARROT (F.), from *garrotter*, 'to tie fast.'

A small cylinder of wood, used for tightening the circular band, by which the arteries of a limb are compressed, for the purpose of suspending the flow of blood in cases of hemorrhage, aneurism, amputation, &c.

GARROTILLO, Cyanache maligna.

GARRULITAS, Loquacity.

GARUM, *γαρον*. The ancient Romans gave this name to a kind of pickle made by collecting the liquor which flowed from salted and half putrefied fish. It was used as a condiment.—The *Geoponics*, Humelberg on Apicius, Martial, &c.

GAS, see Gaz—g. Ammoniacale, Ammonia—g. Animale sanguinis, G. sanguinis—g. Azoticum, Azote—g. Azoticum oxygenatum, Nitrogen, gaseous oxide of—g. Hepaticum, Hydrogen, sulphuretted—g. Hydrogenium sulphuretum, Hydrogen, sulphuretted—g. Intoxicating, Nitrogen, gaseous oxide of—g. Laughing, Nitrogen, gaseous oxide of—g. of the Lungs, Gas, pulmonary—g. Nitrous, dephlogisticated, Nitrogen, gaseous oxide of—g. Oxygenated muriatic acid, Chlorine—g. Oxymuriatic acid, Chlorine—g. Palustre, Miasm, marsh—g. Paradise, Nitrogen, gaseous oxide of—g. Sulphuris, Sulphurous acid.

GASCARILLA, Croton cascarrilla.

GASTEIN, MINERAL WATERS OF. Gastein is in the Noric Alps, Austria. The waters are thermal. Temp. 106° to 118° Fah.

GASTER, *γαστήρ*. The abdomen. At times, but rarely, the uterus. Also, the stomach, in particular; Hence:

GASTERALGIA, Gastralgia.

GASTERANAX. A name given by Dolæus to a hypothetical vital principle, corresponding to the Archæus of Van Helmont, the seat of which he placed in the lower belly. See Bithimalca.

GASTERANGEMPHRAXIS, Gasterangiempfraxis.

GASTERANGIEMPHRAXIS, *Gasterangiempfraxis*, *Gasteromphrax*'s. Obstruction of the pylorus, from γαστήρ, 'stomach,' ἀγγω, 'I strangle,' and ἐμφρασσω, 'I obstruct.'—Vogel. Also, and properly, obstruction or congestion in the vessels of the stomach.

GASTERASE, Pepsin.

GASTERASTHENIA, *Imbecillitas* seu *Atonia* seu *Laxitas ventriculi*; from γαστήρ, 'stomach,' and ἀσθενία, 'debility.' Debility of the stomach.

GASTERCHEMA, *Sonitus stomachicus*; from γαστήρ, 'the stomach,' and ἤχημα, 'sound.' Sound presumed to be heard on auscultating the region of the stomach.

GASTEREMPHRAXIS, Gasterangiempfraxis.

GASTERHYSTERTOMY, Cæsarean Section.

GASTRÆMIA; from γαστήρ, 'the stomach,' and αἷμα, 'blood.' Determination of blood to the stomach.

GASTRALGIA, Cardialgia.

GASTRANEURYSMA, Gastroectasis.

GASTRÆCTASIS, *Gastroctasia*, *Gastraneurysma*, *Dilatatio Ventriculi*; from γαστήρ, 'the stomach,' and ἐκτασις, 'dilatation.' Dilatation of the stomach.

GASTRELCOBROSIS, Gastrobrosis ulcerosa.

GASTRELCO'SIS, *Ulcera'tio* seu *Eulceratio* seu *Ul'cera Ventriculi*, from γαστήρ, 'the stomach,' and ἐλκωσις, 'ulceration.' Ulceration of the stomach. When accompanied with hectic, it constitutes *Gastrophthisis*, *Gastrophthoë*.

GASTRELYTROTOMIA, see Cæsarean Section.

GASTRENCEPHALOMA, *Gastromyelo'ma*, *Gastromyelo'sis*, *Gastroencephalo'sis*; from γαστήρ, 'the stomach,' and ἐγκεφαλις, 'the brain.' Encephaloid of the stomach.

GASTRENCHYTA, Stomach pump.

GASTRENERIC, Gastroentericus.

GASTRENERITIC, Gastroenteritic.

GASTRENEROMALACIA, *Gastrenteromalacia'sis*, from γαστήρ, 'stomach,' ἄρσενον, 'intestine,' and μαλακία, 'softening.' Softening of the stomach and intestines.

GASTREPATICUS, Gastroepatic.

GASTREPATITIS, *Inflammat'io ventriculi et hep'atis*; from γαστήρ, 'stomach,' and ἥπαρ, 'liver.' Inflammation of the stomach and liver.

GASTREPILOICUS, Gastroëpiptic.

GASTRERETHISIA; from γαστήρ, 'stomach,' and εἰθεΐω, 'I irritate.' Irritation of the stomach.

GASTRIC, *Gastricus*; from γαστήρ, 'the stomach.' Belonging or relating to the stomach.

GASTRIC ARTERIES are three in number, *Arteria gastro-epiploica dextra*, *A. gastro-epiploica sinistra*, and *A. coronaria ventriculi*.

GASTRIC JUICE, *Succus gastricus*, *Menstruum* seu *Fermentum Ventriculi*. (F.) *Suc Gastrique*, *Gastric Acid*. A fluid, secreted from the mucous membrane of the stomach. As met

with, it is a mixture of the fluids secreted by that organ with those of the supra-diaphragmatic portion of the alimentary canal. Owing to such admixture, the most contrary properties have been assigned to it. That such a fluid is secreted, which concurs powerfully in digestion, is evident from many considerations, and has been positively proved by the author and numerous others. It is always found to contain, in man, chlorohydric and acetic acids. The gastric fluid in cases of sudden death sometimes corrodes and perforates the stomach; giving rise to interesting questions in medical jurisprudence.

GASTRIC NERVES. The two cords by which the pneumogastric nerves terminate, and which descend on the two surfaces of the stomach; as well as the filaments of the great sympathetic, which accompany the gastric vessels.

GASTRIC PLEXUS, *Plexus coronarius ventriculi*. A nervous net-work, formed by the solar plexus. It accompanies the *Arteria coronaria ventriculi*, and passes along the lesser curvature of the stomach, to which it gives branches.

GASTRIC VEINS follow the same distribution as the arteries, and open into the *Vena porta abdominalis*.

GASTRICISM, *Gastricis'mus*, from γαστήρ, 'the stomach.' A name by which is designated the medical theory, that refers all, or almost all, diseases to an accumulation of saburra in the digestive passages.

GASTRILOQUE, Engastrimythos.

GASTRILOQUIST, Engastrimythos.

GASTRILOQUUS, Engastrimythos.

GASTRIMARGUS, Glutton.

GASTRINUM, Potash.

GASTRISMUS, Gluttony, see Sahurra.

GASTRITIC, *Gastriticus*; same etymon as the rest. Relating to gastritis.

GASTRITIS, from γαστήρ, 'the stomach,' and *itis*, denoting inflammation. *Ventriculi inflammatio*, *Causa gastritis*, *Empres'ma gastritis*, *Inflammat'io gastritis*, *Cardialgia inflammato'ria*, *Febris stomachica inflammato'ria*, *Inflammat'io ventriculi*, *I. stom'achi*, *Phlegmonë ventriculi*. *Inflammation of the stomach*, (F.) *Inflammation de l'Estomac*, *Gastrite*, *Catarrhe gastrique*. A disease, characterized by pyrexia; great anxiety; heat and pain in the epigastrium, increased by taking any thing into the stomach; vomiting and hiccup. Gastritis may either be seated in the peritoneal or mucous coat. It is most frequently in the latter (*Esogastritis*, *Endogastri'tis*, *Gastromycoderitis*), being excited directly by acrid ingesta. It requires the most active treatment;—bleeding, blistering, fomentations, diluents, &c. Some degree of inflammation of the mucous coat of the stomach is considered by the followers of Broussais to be present in almost all fevers; and the various forms of dyspepsia have been supposed by some to be nothing more than *chronic endogastri'tis*.

GASTRITIS ARTHRITICA, Cœliagra.

GASTRO-ARTHRITIS, Gout—g. Ataxia, Dyspepsia—g. Atonia, Dyspepsia—g. Bronchitis, Fever, adenomeningeal—g. *Entérite intense*, Synocha—g. *Entérite*, with nervous affection of the brain, see Typhus—g. Enteritis, follicular, Dothineritis; see Typhus.

GASTROBROSIS, *Perforatio Ventriculi*, *Gastrorrhex'is*, (F.) *Perforation de l'Estomac*; from γαστήρ, 'the stomach,' and βρωσις, 'the act

of gnawing.' Corrosion and perforation of the stomach.

GASTROBROSIS ULCEROSA, *Gastrobrobro'sis*. Destruction and perforation of the coats of the stomach by ulceration.

GASTROCELE, from γαστήρ, 'the belly,' and κήλη, 'a tumour.' *Hernia of the stomach*, *Ἡρνια ventriculi*, (F.) *Hernie de l'Estomac*. Hernia, formed by the stomach through the upper part of the linea alba: a disease, the existence of which has been doubted by many. See *Epigastrocele*.

GASTROCHOLOSIS, Fever, gastric.

GASTROCNEME, Sura.

GASTROCNEMIA, Sura.

GASTROCNEMIUM, from γαστήρ, 'the belly,' and κνήμη, 'the leg.' The name of the two fleshy masses which occupy the posterior and superficial part of the leg; (F.) *Gastrocnemiens*, *Jumeaux de la jambe*, *Gemelli*, *Bifemoro-calcaneiens*—(Ch.) the two constituting the *Gastrocnemius externus*, of English anatomists. These muscles are distinguished into *internal* and *external*, which are distinct above, but united at their inferior extremity. They are long, flat, and thick; and arise—the former from the posterior part of the outer condyle of the femur; the latter, from the posterior part of the inner condyle of the same bone. The aponeurosis, which unites these muscles below, joins with that of the solaris, and forms with it, a large tendon, which, under the name *Tendo-Achillis*, is inserted at the posterior part of the calcaneum. These muscles extend the foot on the leg, and the leg on the foot. They can, also, bend the leg and the thigh reciprocally on each other. For the *Gastrocnemius internus*, see *Soleus*.

GASTROCNEMIUM, Sura.

GASTROCCELIACUS, Cœliac.

GASTROCCELICUS, Cœliac.

GASTROCOLIC, see *Epiploon*, *gastrocolic*.

GASTROCOLICA, Cardialgia.

GASTROCOLITIS, from γαστήρ, 'stomach,' and κολόν, 'colon.' Inflammation of the stomach and colon.

GASTROCOLPOTOMIA, see *Cæsarean section*.

GASTRODIDYMUS, *Didymus*, *Symphogastrius*, *Pso'd'ymus*; from γαστήρ, 'the belly,' and δίδυμος, 'a twin.' A monstrosity in which twins are united by the abdomen.

GASTRODUODENAL, *Gastroduodena'lis*; from γαστήρ, 'stomach,' and *duodenum*. Relating to the stomach and duodenum.

GASTRODUODENOPYRA, Fever, adenomeningeal.

GASTRODYNE, Cardialgia.

GASTRODYNIA, Cardialgia—g. *Flatulenta*, *Colica flatulenta*.

GASTROENTERIC, *Gastroenter'icus*, *Gastroenter'ic*, *Gastroenter'icus*, from γαστήρ, 'the stomach,' and εντέρον, 'intestine.' Relating to the stomach and intestine,

GASTROENTÉRITE, Gastroenteritis.

GASTROENTERITIC, *Gastroenterit'icus*, *Gastroenterit'ic*, *Gastroenterit'icus*; same etymon as the next. Relating to gastroenteritis.

GASTROENTERITIS, *Inflammatio Ventriculi et Intestini-rum*, (F.) *Gastro-entérite*, *Gastro-enter'ic disease*, from γαστήρ, 'the stomach,' εντέρον, 'an intestine,' and *itis*, a suffix denoting inflammation. Inflammation of the stomach and small intestine. According to

Broussais, the essential fevers of authors; gastro-enteritis, simple, or complicated.

GASTROEPIPLOIC, *Gastro-epiplo'icus*, *Gastroepiplo'icus*, from γαστήρ, 'the stomach,' and επιπλκον, 'the epiploon.' That which relates to the stomach and epiploon.

GASTROEPIPLOIC ARTERIES, or *Gastric inferior*, are two in number, and distinguished in *right* and *left*. The *right*, also called *Gastro-hepatic*, *Gastrica inferior dextra*, *Gastroepiplo'ica dextra*, is furnished by the hepatic artery. It descends behind the pylorus, and passes first right to left, along the great curvature of the stomach. It gives branches to the pancreas, duodenum, stomach, omentum majus, and terminates by anastomosing with the *Gastroepiplo'ica sinistra*, *Gastrica sinistra*, *Gastrica inferior sinistra*. This—the *left*—arises from the splenic artery. It is of considerable magnitude, and passes from left to right, along the great curvature of the stomach, distributing its branches more particularly to the stomach and omentum majus. It terminates by joining the *right gastro-epiploic*.

GASTROEPIPLOIC GANGLIONS are the lymphatic ganglions of glands, situated towards the great curvature of the stomach, between the two anterior laminae of the omentum majus.

GASTROEPIPLOIC VEINS are distinguished, like the arteries, into *right* and *left*. They empty themselves;—the former, into the superior mesenteric; the latter, into the splenic vein.

GASTROHÆMORRHAGIA, *Hæmatemesi*
GASTROHEPATIC, *Gastro-hepat'ic*, *Hepato-gast'ricus*, *Gastrohepat'icus*; from γαστήρ, 'the stomach,' and ἥπαρ, 'the liver.' Relating to the stomach and liver. This name has been given to several organs. See *Epiploon*, *gastro-hepatic*, &c.

GASTROHYSTEROTOMY, *Cæsarean section*.

GASTROLIENALIS, *Gastrosplenicus*.

GASTROLITHIASIS, from γαστήρ, 'the stomach,' and λίθοις, 'formation of stone.' The formation of concretions, *gastrolithi*, in the stomach.

GASTROMALACIA, *Gastromalaxia*.

GASTROMALAXIA, *Gastro-malax'ia*, *Gastromalaco'sis*, *Malaco-gast'er*, *Malax'is ventriculi*, *Dissolutio ventriculi*, *Emolli'tio ventriculi*, *Pseudophlogo'sis ventriculi resolutiva colliquat'iva*, *Metamorpho'sis ventriculi gelatiniformis*, (F.) *Ramollissement de l'Estomac* from γαστήρ, 'the stomach,' and μαλαξίς, 'softening.' Softening of the stomach, induced at times by the gastric secretions after death—*Resolutio ventriculi autopsi'ica*.

GASTROMANTIS, *Engastrimythus*.

GASTROMETROTOMIA, *Cæsarean section*

GASTROMYCODERIS, see *Stomach*.

GASTROMYCODERITIS, see *Gastritis*.

GASTROMYELOMA, *Gastroencephaloma*

GASTRONOSUS, *Gastropathia*.

GASTROPATHY, *Gastropath'ia*, *Gastronosis*, *Gastron'osis*, from γαστήρ, 'the stomach' and παθ'ς, 'disease.' Disease of the stomach

GASTROPHRENIC, *Gastro-phren'ic* from γαστήρ, 'the stomach,' and φρεν'ς, 'the diaphragm.' Belonging to the stomach and diaphragm.

GASTROPHRENIC LIGAMENT is a reflection of the peritoneum, which descends from the inferior surface of the diaphragm to the cardia.

GASTROPHTHISIS, *Gastrelcosis*.

GASTROPHTHOE, *Gastrelcosis*.

GASTRO'RAPHY, *Gastrorrhaphia*, *Gastro'rhaphe*, *Suturæ abdominalis*, from *γαστήρ*, 'the belly,' and *ραφή*, 'a suture.' The suture used for uniting wounds penetrating the abdomen, when they are too extensive or too unequal to be kept in contact by position, adhesive plaster, or appropriate bandages. The *interrupted* and *quilled* sutures are those chiefly employed.

GASTRORRHAGIA, *Hæmatemesis*.

GASTRORRHÆGIA, *Gastrobroisis*.

GASTRORRHÆ'A, from *γαστήρ*, 'the stomach,' and *ρεω*, 'I flow.' *Blennorrhæa seu Fluxus ventriculi*, (F.) *Flux muqueux de l'estomac*, *Catarhe stomacal*. A morbid condition of the stomach, which consists in the secretion of an excessive quantity of mucus from the lining membrane of the stomach. Also, *Cæliac flux*.

GASTROSCIR'RHUS, *Induratio ventriculi scirrhusæ*, *Scirrhus seu carcinoma ventriculi*. Scirrhus induration or cancer of the stomach.

GASTROSCOPIA, *Abdominoscopia*.

GASTRO-SIS. A generic name for diseases which are seated in the stomach.—*Alibert*.

GASTROSPLE'NIC, *Gastrosplicnicus*, *Gastro-lienalis*, from *γαστήρ*, 'stomach,' and *σπλήν*, 'the spleen.' Relating to stomach and spleen.

GASTROSTENOSIS, *Stricture of the stomach*.

GASTROSTENOSIS CARDIACA et PYLORICA; from *γαστήρ*, 'the stomach,' and *στενός*, 'narrow.' Narrowness of the cardiac and pyloric orifices of the stomach from cancer of that organ.

GASTROT'OMY, from *γαστήρ*, 'the belly,' and *τομή*, 'incision.' Several different operations have been so called. 1. The *Cæsarean Section*. 2. An incision made into the abdomen for the purpose of removing some internal strangulation or volvulus; or to reduce hernia, *Laparotomy*; and, 3. The opening made in the stomach, to remove a foreign body which has passed into it through the œsophagus.

GASTRYPERNEURIA, from *γαστήρ*, 'stomach,' *ὑπερ*, 'above,' and *νεῦρον*, 'a nerve.' Morbidly increased activity of the nerves of the stomach.

GÂTEAU FÉBRILE, *Ague cake*.

GASTILLIER, *Vitex*.

GAUDIA FEDA, *Masturbation*.

GAULTHERIA, *Gaultheria seu Gualtheria procumbens*, *Gautiera repens*, *Mountain Tea*, *Partridge Berry*, *Berried Tea*, *Grouseberry*, *Deerberry*, *Spice berry*, *Tea berry*, *Redberry*, *Wintergreen*, *Redberry Tea*, *Ground berry*, *Ground ivy*, *Ground holly*, *Hill berry*, *Box berry*, *Chequer berry*. An American plant, which is one of the principal articles of the materia medica of some Indian tribes. The infusion of the leaves is stimulant and anodyne, and is said to have been used, with advantage, in *Asthma*. The oil—*Oleum Gaultheria*, Ph. U. S.—is used, chiefly on account of its pleasant flavour, to cover the taste of other medicines.

GAUNTLET, *Gantelet*.

GAUQUAVA, *Smilax China*.

GAUTIERA REPENS, *Gaultheria*.

GAY FEATHER, *Liatris spicata*.

GAYAC, *Guaicum*.

GAZ, *GAS*, *Air*. Van *Helmont* first de-

signed by this name,—the etymology of which is unknown,—the carbonic acid developed in the vinous fermentation. Afterwards, the term was appropriated to every permanently elastic fluid; that is, which preserves its æriform state at all temperatures; and ultimately it was extended to all æriform bodies;—which were divided into *permanent* and *non-permanent gazes*. The latter are generally termed vapours:—they return to the liquid state, when a portion of their caloric is abstracted. The permanent gazes, or *gazes* properly so called, are numerous, and may be divided into four sections with regard to their effects on the animal economy.

- | | |
|--|--|
| 1. <i>Irrespirable gazes</i> . | } Carbonic acid, ammoniacal gaz, muriatic acid gaz, deutoxide of azote, nitrous acid gaz, and chlorine. |
| 2. <i>Negatively deleterious gazes</i> . | |
| 3. <i>Positively deleterious gazes</i> . | } Oxygen, protoxide of azote, carburetted hydrogen, carbonic oxide, sulphuretted hydrogen, and arseniuretted hydrogen. |

It is proper to remark that the term *respirable* has been very differently employed by different writers. Sometimes it has meant the power of supporting life when applied to the blood in the lungs. At others, all gazes have been deemed irrespirable, which are incapable of being introduced into the lungs by voluntary efforts,—without any relation to their power of maintaining vitality; and this is perhaps the best sense. The gazes were, at one time, employed in medicine, under great expectations,—especially by the enthusiastic *Beddoes*; but they are now scarcely ever had recourse to. They differ, considerably, in their effects on the animal economy. Some, as oxygen, are exciting; others, as nitrogen, depressing; whilst others, again, as the *Protoxide of azote* or *laughing gaz*, produce the most singular effects.

GAZ, *PULMONARY*, *Gaz of the lungs*. A name given to the expired air; which contains,—besides common air, an increase of carbonic acid, water, and some animal matter.

GAZ SANG'UINIS, *Gaz animalis sanguinis*, *Halitus sanguinis*, *Aura sanguinis*, *Hæmatismus*. The halitus, or vapour, given off by freshly drawn blood.

GAZELLE, *Antilopus*.

GEANT, *Giant*.

GEBÄRPULVER, *Ergot*.

GEDE'OLA. The convex part of the liver.

Da Cange.

GEILENAU, MINERAL WATERS OF. Geilenau is a village in the grand duchy of Nassau, at no great distance from Frankfort. The waters contain carbonic acid, carbonate, sulphate and phosphate of soda, chloride of sodium, carbonate of lime, magnesia and iron.

GEISMAR, MINERAL WATERS OF. The mineral waters of Geismar in Bavaria are acidulous chalybeates.

GEISUM, *Geison*. The part of the frontal bone over the eyes.

GELAPPIUM, *Convolvulus jalapa*.

GELASINI DENTES, *Incisive teeth*.

GELASMUS, *Canine laugh*.

GEL'ATIN, *Gel'atine*, *Gelatina*, *Galreda*,

from (F.) *Gelle*, 'gelly or jelly.' An immediate animal principle. It is semitransparent, insipid, inodorous, insoluble in cold water, very soluble in hot; which it thickens, and transforms into gelly on cooling. Gelatin is a very nutritious substance; and, when dissolved in a considerable quantity of water, forms an emollient fluid, much used in therapeutics, but not the most easy of digestion.

GELATIN OF WHARTON, *Gelatina Whartoniana*, *Jelly of the Cord*. A soft, dense, fluid, gelatinous substance, which envelops the umbilical cord, and is conceived, by some, to be inservient to the nutrition of the fœtus.

GELATINA AQUATICA, *Brasenia hydrophilis*.

GELATIO, Congelation.

GELÉE, Gelly.

GELLY, *Jelly*, *Jus gela'tum*, *Gelu*, *Jus coagula'tum*, (F.) *Gelle*. A substance of a soft consistence, tremulous, and transparent, which is obtained by an appropriate treatment, from animal and vegetable matters: hence the distinction into *animal* and *vegetable jelly*. The former is merely a concentrated solution of gelatin, left to cool.

Vegetable Jelly is found in the juice of the currant, mulberry, and of almost all acid fruits, when ripe. It is of itself colourless, but almost always retains a little colouring matter of the fruit which has furnished it. It has an agreeable taste; is scarcely soluble in cold water, but boiling water dissolves it readily: the jelly is, however, almost all deposited on cooling. If this aqueous solution be boiled for a long time, it becomes analogous to mucilage, and loses the property of being jellied on cooling.

GELSEMINUM NITIDUM, *Yellow Jessamine*. The flowers, root, &c., of this shrub are narcotic, and the effluvia from the former are said sometimes to induce stupor.

GELU, Gelly.

GELUS, Risus.

GEMELLI, *Gastrocnemii*, *Ischio-trochantarian*, *Testicles*.

GEMELUS, *Geminus*, *Didymus*, 'a twin.' (F.) *Jumeau*, *Jumelle*, *Besson*, *Bessonne*. One of two children, twins, born at the same accouchement, or gestation. 'Also' relating to twins, as 'a twin conception.'

GEMELLUS MUSCULUS. Cowper applies this name to the long portion of the triceps brachialis united to the inner portion.

GEMINI, *Ischio-trochanterianus*, *Testicles*.

GEMINUM CENTRUM SEMICIRCULARE, *Tenia semicircularis*.

GEMINUS, *Gemellus*.

GEMMA, *Granulation*—g. *Oculi*, *Crystal-line*.

GEMMIPAROUS, see *Generation*.

GEMURSA, a *Corn*; also a name given by the ancients to a disease seated between the toes;—the nature of which is unknown to us.

GEN, *Gen'sis*, 'generation,' from γεννω, 'I make.' Hence *Hydrogen*, *Osteogeny*, &c.

GENA. The *Cheek*, *Geny's*, *Paré'ta*, *Gamp'hé*, *Gamp'hé'lé*, *Gnathos*, *Gnathmus*, *Mala*, (F.) *Joue*. The cheeks form the lateral parts of the mouth. *Externally*, they have no precise limits: they are continuous, *above*, with the lower eyelid; *below*, they descend as far as the base of the jaw; *before*, they terminate at the *alæ nasi*, and at the commissures of the lips; and *behind*, at

the ear. Their thickness varies, according to the degree of fatness of the individual. They are formed of three layers;—one dermoid, other muscular, and the third mucous.

GENCIVES, *Gingivæ*.

GENE'AS, *Lanugo prima*, *Probar'bi*. The downy hairs, which first cover the child. Also, a bandage which passes under the chin.

GENERAL, *Beard*, *Mentum*.

GENERAL ANATOMY, see *Anatomy*.

GÉNÉRALE, *Influenza*.

GENERATIO, *Generation*—g. *Æquiv* see *Generation*—g. *Calculi*, *Lithia*—g. *Homogenea*; see *Generation*—g. *Primigena*, see *Generation*—g. *Primitiva*, see *Generation*—g. (*Genaria*, see *Generation*—g. *Spontanea*, see *Generation*).

GENERATION, *Genera'tio*, *Gen'esis*, *Gen Gonus*, *Procrea'tio*, from γενω, or γεννω, engender.' Under this name physiologists comprehend the aggregate of functions, which occur, in organized beings, towards the production of their kind. The act of generation means union of the sexes. See *Coition*. The writers of antiquity believed, that all organized bodies are produced either by what is termed *univ* or *regular generation*, (*Homogen'esis*, *generatio homogen'ea*, *propaga'tio*), which applies the upper classes of animals and vegetables, by *spontaneous generation*, (*Autogen'ia*, *hrogen'esis*, *genera'tio heterogen'ea*, *æquiv* *primiti'va*, *primig'ena*, *origina'ria*, *spontane*), which they considered applicable to the lowest classes only, as the mushroom, the wood frog, &c. There are still many distinguished naturalists who consider that beings low in the scale of animality, are produced in latter way. Spontaneous generation and *equivocal generation* have been regarded by many to be synonymous. Others, however, mean spontaneous generation, the production of a new being from the mere combination of inorganic elements; whilst by *equivocal generation* they understand the evolution of a new being from organized beings dissimilar to themselves through some irregularity in their functions, or through the incipient decay or degeneration of their tissues. As to the mode in which *regular generation* is accomplished, there have been many views. According to the doctrine of Hippocrates, and of the ancient philosophers, the ovaries of the female furnish a prolific fluid similar to that of the male; and the fœtus results from the mixture of the two seeds in copulation. Steno and others conceived, that the ovaries contain ova, which are not developed until fertilized by the male sperm. Bonnet and Spallanzani believed in the pre-existence of germs created since the origin of the world, but not *casu* in each other, and becoming developed by succession; whence it would follow that the ovary of the first female must have contained the germs of all subsequent generations: that the number of these germs must go on increasing, until ultimately extinguished. This was the system of the *evolution of germs*. According to Leeuwenhoek, the ovaries do not contain eggs, but vesicles destined to receive animalcules; which, in his view, live in sperm. Thousands of these animalcules are thrown into the uterus during copulation, the most expeditious and vigorous reaching the ovary, after having scattered and destroyed

competitors. Buffon—admitting the hypothesis of the two seeds—supposed that they were formed of molecules proceeding from every part of the body of each parent; and that, by a kind of elective affinity, those which were furnished by the head, the trunk, or the extremities of the male parent, could only unite with those proceeding from the same parts of the female. Before him, Maupertuis, admitting, with many of the ancient philosophers, the system of *Epigenesis*, and adopting, as regarded the composition of the sperm, a theory analogous to that of Buffon, had supposed that the molecules, capable of being organized, were attracted towards a centre; that the nose attracts the two eyes; the body, the arms; the arms, the hands, &c., nearly as the particles of a salt, dissolved in a liquid, arrange themselves in regular crystals around the same nucleus. These and various other systems have been successively proposed and rejected, and the mystery of generation remains impenetrable.

The simplest kind of reproduction does not require sexual organs. The animal separates into several fragments, which form so many new individuals. This is *Fissiparous generation*. *Gemmparous generation* consists in the formation of buds, sporules or germs on some part of the body, which at a particular period drop off and form as many new individuals. In *Oviparous generation*, the egg is hatched out of the body; in *ovoviviparous generation* the new being is hatched in the excretory passages. In *viviparous generation*, the new individual is born under its appropriate form; and in *marsupial* or *marsupiate generation*, the young being, born at a very early stage of development, is received and nourished in a *marsupium* or pouch.

All the acts comprising the function of generation in man may be referred to five great heads. 1. *Copulation*. 2. *Conception* or *fecundation*. 3. *Gestation* or *Pregnancy*. 4. *Delivery* or *Accouchement*: and, 5. *Lactation*.

GENERATION, ACT OF, see Generation—g. Equivocal, see Generation—g. Fissiparous, see Generation—g. Gemmparous, see Generation—g. Marsupial, see Generation—g. Organs of, female, see Vulva—g. Oviparous, see Generation—g. Regular, see Generation—g. Spontaneous, see Generation—g. Univocal, see Generation—g. Viviparous, see Generation.

GENEROUS, *Generosus*. A name given to wines which contain a great quantity of alcohol.

GENESIOLOGŸ, *Genesiolog'ia*, from γενεσιολογία, 'generation,' and λογος, 'a discourse.' The doctrine of generation.

GENESIS, Generation.

GENÉT, Spartium scoparium—g. à Balai, Spartium scoparium—g. des Teinturiers, Genista tinctoria.

GENETHLIACUS, from γενεθλιος, 'natal,' 'pertaining to nativity.' A name, given by the ancients to certain astrologers, who, from the state of the heavens at the time of the birth of an individual, predicted his future character and the events of his life.

GENETICA, from γενεσις, 'origin,' 'rise.' Diseases of the sexual functions: the 5th class in Good's Nosophy.

GENETICOS, Genital.

GENEVA, Gin—g. Hollands, see Spirit.

GENEVRIER, Juniperus communis.

GENGIVITE, Ulitis.

GENI, Genian.

GENIAN, *Genia'nas*, *Ge'nial*, from γενειον, 'the chin.' The *Genian apoph'ysis* or *Process*, (F.) *Apophyse Génicane* ou *géné*, is situate at the posterior part of the symphysis menti, and is formed of four small tubercles.

GENIE, *Ge'nius*. The French sometimes apply this term to diseases nearly synonymously with *nature*; as *Genie inflammatoire*, *G. bilieuse*, *G. adynamique*. Some use it in the same sense as type; *Genie intermittent*. The unwonted predominance of any mental faculty is also so called.

GENIEN, Genian.

GENIÈVRE, Gin, *Juniperis communis* (the berry.)

GENIOGLOSSUS, *Genio-hynglos'sus*, from γενειον, 'the chin,' and γλωσσα, 'the tongue.' *Mesoglossus*, *Mesoglot'tus*, *Nonus lingua mus'culus*. The name of a flat, triangular muscle, which extends from the genian apophysis to the inferior surface of the os hyoides and tongue, which it carries forward.

GENIOHYODES, Geniohyoidens.

GENIOHYOGLOSSUS, Genioglossus.

GENIOHYODES, Geniohyoidens.

GENIOHYOIDEUS, *Geniohyoïdes*, *Geniohyoïdes*, *Mento-hicor'n'eus*, from γενειον, 'the chin,' and υοιδη, 'the os hyoides.' A muscle, which arises from the genian apophysis, and is inserted at the anterior part of the body of the os hyoides. Its use is to raise the os hyoides, and carry it forwards. It may, also, contribute to depress the lower jaw in contracting towards the os hyoides.

GENIO-PHARYNGE'US, from γενειον, 'the chin,' and φαρυγξ, 'the pharynx.' A name given, by some anatomists, to a bundle of fibres, which passes from the lower jaw to the sides of the pharynx, and forms part of the *constrictor pharyngis superior*.

GENIPA OBLONGIFOLIA, *Huito*. A plant of Peru, with the juice of which the Indians paint their legs to protect them against the stings of insects.

GENIPI ALBUM, *Artemisia rupestris*—g. *Blanc*, *Artemisia rupestris*.

GENISTA, *Spartium scoparium*—g. *Canariensis*, see *Rhodium lignum*.

GENISTA SPINOSA IN'DICA, *Bahel Schulli*. An oriental tree, a decoction of the roots of which is diuretic. The leaves boiled in vinegar have the same effect.—Ray.

GENISTA TINCTORIA, *Dyers' broom*, *Dyers' weed*, *Green weed*, *Wood waven*, (F.) *Genêt des Teinturiers*. A shrub cultivated in this country and in Europe. The flowering tops and seed have been used in medicine. It has the same properties as *Spartium scoparium*.

GENITAL, *Genita'lis*, *Genet'icos*. Same etymon as Generation. That which belongs to generation.

GENITAL ORGANS, *Sex'ual Organs*, *Puden'da*, *Natura'lia*, *Natu'ra*, *Edæ'a*, *Me'zea*, *Me'sa*, *Mo'riou*, *Interfemin'eum*, *Genital parts*, *Noble parts*, *Natural parts*, *Private parts*, *Privities*, *Privy parts*, *Privy Members*, *the Parts*, *Partes genitales*, *Partes generatio'ni inservientes*, *Me'dea*, *Veren'da*, *P. obsoc'næ*, *Genita'lia*, *Genet'ica*, *Gymna*, *Membra puden'da*, *Organa generatio'ni inservientia*, (F.) *Organes génitiaux*, *Parties génitales*, *P. honteuses*, *P. génit-*

toires, P. nobles, P. sexuelles, P. naturelles, les Parties. The parts that are inservient to the reproduction of the species. These are very different in the male and female. In man, they are numerous; some *secreting the sperm*, as the testicles and their appendages; others *retaining it*, as the vesiculæ seminales; and another for *carrying it* into the organs of the female,—the penis. In the female, the parts of generation form an apparatus, perhaps more complicated than that of the male. Some are inservient to copulation, as the vulva, vagina, &c.; others to conception and the preservation of the product for a determinate time, as the uterus and its appendages; whilst others concur in the alimentation of the infant after birth, as the mammae.

GENITALE, Sperm—g. Caput, Glans.

GENITALIA, Genital organs.

GENITO-CRURAL NERVE, *Nervus genito-cruralis, Subpubian nerve, Internal inguinal nerve.* A branch of the second lumbar nerve, which passes through the psoas muscle, and, approaching the femoral arch, divides into two branches,—an *internal or scrotal*, and an *external or femoral cutaneous branch.*

GENITURA. That which is fecundated or engendered in the maternal womb. This word has been used synonymously with *embryo, fœtus*, and *infant*. Also, the sperm; and the penis. See GONÆ.

GENIUM, Mentum.

GENNETICA, Genital Organs.

GENNETICOCNESMUS, from γενναα, 'I engender,' and κνησμος, 'itching.' Itching of the genital organs.

GENNETICON'OSI, *Genneticon'osi*, from γεννητικός, 'genital,' and νόσος, 'disease.' Diseases of the genitals.

GENOA, CLIMATE OF. The climate of this Italian city and its vicinity has been often selected as favourable for the phthisical valetudinarian during the winter, but it is now admitted to be decidedly improper for pulmonary affections, being subject to frequent and rapid changes of temperature, and to dry cold winds from the north, alternately with warm moist winds from the south-east.—Sir James Clark.

GENONU'SI, *Morbi sexus*, from γενος, 'sex,' and νόσος, 'disease.' Sexual diseases.

GENOS, Sex.

GENOU, Genu.

GÉNOUILLES, (*Corps*), Corpora geniculata.

GENRE, Genus.

GENSANG, Panax quinquefolium.

GENTIA, Genticianina.

GENTIAN, Triosteum—g. Blue, *Gentiana catesbæi*—g. Catesbian, *Gentiana catesbæi*—g. White, *Laserpitium latifolium*—g. Southern, *Gentiana catesbæi*—g. White, Triosteum—g. Yellow, *Gentiana lutea*, see Calumba.

GENTIANA, G. lutea—g. Alba, *Laserpitium latifolium*—g. Cachenlaguen, *Chironia Chilensis*—g. Centaurium, *Chironia centaurium*.

GENTIANA CATESBÆI; *G. Catesbæi*'na, *Blue Gentian*, U. S. *Catesbian Gentian*, *Southern Gentian*, *Blubells*, *Bitterroot*. It is a pure and simple bitter, and the root may be used wherever that of the *Gentiana lutea* is proper.

GENTIA'NA CHIRAYTA, *H. Chirayita*, *Henriette's Pharmacœar'cha*, *Swer'tia*, *Chirayita*, *Ag-*

tho'tes chirayita, *Ophelia chirata*, *Chire'tta*, *Chirayita*, *Chirac'ta*. A native of India, which has been much employed in that country, in dyspepsia, and as an antiperiodic in intermittents. It is preferred by some to sarsaparilla, where the latter is considered to be indicated,—as after large quantities of mercury have been taken, or where profuse salivation has been induced. It has also been advised in atonic leucorrhœa. It yields its virtues to alcohol and water.

GENTIA'NA LU'TEA. The systematic name of the official gentian; *Gentiana major*, *G. veterum*, *Gentiana rubra*, *Yellow Gentian*, *Felwort*, *Gentiana*. Ord. Gentianeæ. (F.) *Gentiana jauna*. This is a plant common in the mountains of Europe. The root is almost inodorous, extremely bitter, and yields its virtues to ether, alcohol, and water. It is tonic and stomachic; and in large doses, aperient. Dose, gr. x. to ℥ij. It is most frequently, however, used in infusion or tincture.

GENTIANA MAJOR, G. lutea—g. Peruviana, *Chironia Chilensis*—g. Rubra, G. lutea—g. Vetterum, G. lutea.

GENTIANA JAUNE, *Gentiana lutea*.

GENTIANINA, *Genticanine*, *Genticinin*, *Gentiana*, *Gentia*. A supposed neutral substance, obtained from gentian, and, by some, presumed to be its active principle. It is not so.

GENTILITIUS, Hereditary.

GENU, *Gony*, γόνυ, (F.) *Gonou*. The articulation of the leg with the thigh;—the *Femorotibial* joint. It is the most complicated in the body, and is formed by the inferior extremity of the femur, the superior extremity of the tibia, and the rotula. The articular surfaces of the bones are covered by layers of cartilage—more or less thick—and by the synovial membrane of the articulation. The soft parts of this joint are,—the *ligamentum patellæ*, two lateral ligaments, distinguished by the names *internal* and *external*; a posterior ligament; two crucial ligaments,—the one anterior, and the other posterior; two interarticular fibro-cartilages: some albugineous fibres, which form an imperfect capsule, &c. The knee receives its arteries from the femoral and popliteal. They bear the name *articular*. Its veins have the same distribution as the arteries, and discharge their blood into the saphena and crural. Its nerves are furnished by the sciatic, popliteal, and crural. The joint is protected by the tendons and muscles which surround it.

The French use the term *Articulation en gœnou* for a joint, in which the head of a bone is received into a bony cavity of another, where it rolls and moves in all directions.

GENUGRA, Gonagra.

GENUINUS, Legitimate.

GENUS, (F.) *Gœnre*. A collection or group of species, analogous to each other; and which can be united by common characters. When a species cannot be referred to a known genus, it constitutes a distinct one.

GENUS CURATIONIS, Ratio medendi.

GENYANTRAL'GIA, from γεννησ, 'the maxilla,' αντρον, 'the antrum,' and αλγος, 'pain.' Pain in the antrum of Highmore.

GENYANTRI'TIS, from γεννησ, 'the maxilla,' αντρον, 'the antrum,' and ιτις, denoting

inflammation. Inflammation of the antrum of Highmore.

GENYANTRUM, Antrum of Highmore.

GENYOCYNANCHE, Cynanche parotidæa.

GENYS, γένυς, 'the jaw;' also the chin. See GENA.

GEOFFRÆA INERMIS, *Geoffræa*, *Geoffroya*, *Cabbagium*, *Cabbage Tree*, *Cabbage Bark Tree*, *Andi'ra inermis*'s. *Nat. Ord.* Leguminosæ. *Sex. Syst.* Diadelphia Decandria. *Geoffræa Jamaicænsis*, *Worm-Bark Tree*. The odour of the bark is very unpleasant. It is anthelminthic and cathartic. Dose, of the powder, ʒj to ʒij.

GEOFFRÆA SURINAMENSIS, *Andi'ra Surinamensis*, has similar properties.

Hutteneschmidt has separated their active principles, to which he has given the names *Jamaïcine* and *Surinamîne*. They are all alkaline.

GEOFFROYA, *Geoffræa inermis*—g. *Jamaïcensis*; *G. inermis*.

GEOGRAPHY, MEDICAL, *Geographia Medica*. The description of the surface of the globe as regards the influence of situation on the health, vital functions, and diseases of its inhabitants—vegetable and animal; but principally on those of man.

GEOPHAGISM, *Geophagia*, *Gæophagia*, from γη, 'earth,' and φάγω, 'I eat.' The act or practice of eating earth. See *Chthonophagia*.

GERÆOLOG'IA, *Geratologia*, from γηρας, 'old age,' and λόγος, 'a discourse.' The doctrine, or a description, of old age.

GER'ANIS, from γερανός, 'a crane,' which it resembled. A bandage, used by the ancients in cases of fractured clavicle. Some authors attribute it to Hippocrates; others, to Perigenes.

GERANIUM, same etymon, because its pistil is long, like the bill of the crane. The *Crane's Bill*.

GERANIUM MACULATUM, see *Geranium* and *G. Moschatum*.

GERANIUM MOSCHATUM; *Erodium Moschatum*, (F.) *Bec de grue musqué*. A European plant, esteemed to be excitant and diaphoretic.

GERANIUM NOVEBORACENSE, *G. Maculatum*.

GERANIUM ROBERTIANUM: *Stinking Crane's Bill*, *Herb Robert*, (F.) *Herbe à Robert*, *Bec de Grue Robertin*. This plant was, at one time, used as an antispasmodic and slight stimulant; as well as for an external application in various painful sores and inflammations.

Most of the species of geranium have been used as astringents. In some of the north-western parts of the United States, the root of the *Geranium maculatum*—*Geranium*, (Ph. U. S.)—*G. noveboracense*, *Spotted Crane's bill*, *Crowfoot*, *Alum root*, *Tormentil*, *Stork bill*—is called *Racine à Bequet*, after a person of that name. It is highly extolled by the Western Indians as an antisiphilitic.

GERAS, *Senectus*.

GERM, *Germen*, *Blastè*, *Blastéma*. The rudiment of a new being, not yet developed, or which is still adherent to the mother.

GERMANDER, COMMON, *Teucrium chamædrys*—g. *Creeping*, *Teucrium chamædrys*—g. *Marum*, *Teucrium marum*—g. *Small*, *Teucrium chamædrys*—g. *Water*, *Teucrium scordium*.

GERMANDRÉE AQUATIQUE, *Teucrium scordium*—g. *Maritime*, *Teucrium marum*—g. *Officinale*, *Teucrium chamædrys*—g. *Scorodone*, *Teucrium scordium*.

GERME FAUX, *Conception*, false.

GERMEN, Germ, Sperm—g. *Dentale*, *Dental Pulp*—g. *Falsum*, *Mole*—g. *Spurium*, *Conception*, false.

GERMINAL CELL, see *Cytoblast*—g. *Membrane* and *Vesicle*; see *Molecule*—g. *Nucleus*, see *Molecule*—g. *Spot*, see *Molecule*.

GERMS, DISSEMINATION OF, *Panspermia*.

GEROBOS'CIA, *Gerontobos'cia*, from γηρας, 'old age,' and βόσκη, 'food.' Nourishment or maintenance proper for the aged.

GEROCOMEUM, *Gerocomium*.

GEROCOMIA, *Gerocomi'os*, *Gerontocomi'os*, from γηρας, 'an aged person,' and κομίσιν, 'to take care of.' The part of medicine whose object is the preservation of the health of the aged:—the hygiene of old people.

GEROCOMICÈ, *Gerocomia*.

GEROCOMIUM, *Gerocomeum*, *Presbydoch'sum*, *Gerontocomi'sum*, *Gerotropheum*, same etymon. An hospital for the aged.

GEROFLE, see *Eugenia caryophyllata*.

GEROFLÉE JAUNE, *Cheiranthus cheiri*.

GERONTOSCICIA, *Geroscicia*.

GERONTOMICÈ, *Gerocomia*.

GERONTOCOMIUM, *Gerocomium*.

GERONTOPIA, from γηρας, 'old age,' and ὤψ, 'the eye.' Weakness of sight of the aged.

GERONTOTOXON, *Gerotoxon*.

GERONTOXON, *Gerotoxon*.

GEROTOXON, *Gerontox'on*, *Gerontotox'on*, *Mac'ula cor'næ arcu'ata*, *Arcus seni'lis*; from γηρας, 'an old person,' and τόξον, 'a bow.' A bow-shaped opacity at the under margin of the cornea, common to old people.

GEROTROPHEUM, *Gerocomium*.

GEROTROPHIA, *Geroboscia*.

GERSA, *Plumbi subcarbonas*—g. *Serpentaria*, see *Arum maculatum*.

GESTA, 'things done,' from *gerere*, *gestum*, 'to do,' 'carry.' A Latin term, introduced by Hallé, into medical language, to designate, among the objects which belong to hygiene, the functions which consist in the voluntary movements of muscles and organs. In the class of *Gesta* are found *sleep*, the *waking state*, *movements* or *locomotion*, and *rest*.

GESTA'TION, *Gestatio*, *Phora*, from *gestare*, 'to carry.' The time, during which a female who has conceived, carries the embryo in her uterus. See *Pregnancy*. *Gestation*, likewise, signifies the bearing or carrying of an individual; a kind of exercise, easier than that in which he moves by virtue of his own powers. Thus, we speak of *gestation on horseback*, in a carriage, &c.

GESTATION, PROTRACTED. *Pregnancy* protracted beyond the usual period. See *Pregnancy*.

GESTICULATION, *Gesticulatio*, same etymon. The act of making many gestures; a symptom in disease, which always indicates very vivid sensations. It is met with in numerous affections.

GEUM, *G. rivale*—g. *Palustre*, *G. rivale*.

GEUM RIVALE, *G. palus'tre*, *Water avens*, (F.) *Benôte aquatique*, *B. des Ruiss'eaux*. *Family*,

Rosaceæ. *Sex. Syst.* Icosandria Polygynia. The root of this plant, *Geum* (Ph. U. S.), is astringent. It has been much extolled in the cure of intermittents, diarrhæas, hemorrhages, &c.

GEUM URBA'NUM, *Caryophyllata*, *Caryophyllus vulgaris*, *Sanamun'da*, *Lagophthalmus*, *Caryophylla*, *Janamun'da*, *Common avens*, *Herb Bennet*, *Herba benedicta*, (F.) *Benôte*. The root of this plant has a smell not unlike that of cloves. Taste bitterish, austere; virtues yielded to water and alcohol. It has been used in intermittents, dysentery, chronic diarrhæa, debility, &c. Dose, ʒss to ʒj of the powder.

GEUM VIRGINIA'NUM, *White avens*, *Avens*, *Evan root*, *Choc'olate root*, *Bennet*, *Throat root*, *Cureall*, (F.) *Benôte de Virginie*, is common from Maine to Carolina and Kentucky, flowering in June and July. It has the same medical properties as *Geum rivale*.

GEUMA, Taste.

GEUSION'OSI, from γευσίς, 'taste,' and νόσος, 'disease.' *Geusionosi*. Diseases of the organ or sense of taste.

GEUSIS, Taste. Rarely, the root of the tongue—*Radix lingua*.

GEUTHMOS, Taste.

GEZIR, see *Pastinaca opoponax*.

GEZIT, *Cagot*.

GEZITAIN, *Cagot*.

GHERKIN, see *Cucumis sativus*.

GHITTA JEMOCO, *Cambogia*.

GIALAPPA, *Convolvulus jalapa*.

GIANT, *Gigas*, (F.) *Géant*. One much above the ordinary stature.

GIBBA, *Hump*.

GIBBER, *Hump*.

GIBBEROSITAS, *Gibbositas*.

GIBBOSITAS, *Gibberositas*, *Cyphosis*, *Rhachio-cyphosis*, from (F.) *Gibbeus*, (L.) *Gibbus*, 'something arched or vaulted, prominent.' *Gibbosity*, *Gibbousness*, *Curvature of the spine*, *Hypoma*. A symptom which occurs in different diseases; particularly in rickets and caries of the vertebrae. See *Hump*.

GIBBOSITAS CARIOSA, *Vertebral disease*.

GIBBOUSNESS, *Gibbositas*.

GIBBUS, *Hump*—*g.* *Pottii*, *Vertebral disease*.

GIBLETS. According to *Minsheu*, from *Gobbet*, *Goblet*; but, according to *Junius*, from (F.) *Gibier*, 'game.' The word seems to be the old (F.) *Gibelez*, *Gibelet*, &c., i. e. *Gibier*, (L.) *Carbarum*, food, (F.) *Abattis*. It means, generally, the parts which are cut off from a goose before it is roasted. Also, the extremities of fowls, such as the head, wings, feet; to which are sometimes added, the liver, gizzard, &c. *Soup*, made from these, is moderately nutritious.

GIDDINESS, *Vertigo*.

GIGANTEUS, *Gigantic*.

GIGANTESQUE, *Gigantic*.

GIGANTIC, *Giganteus*, *Gigantodes*, (F.) *Gigantesque*. Relating to one much above the ordinary stature.

GIGANTODES, *Gigantic*.

GIGARUS SERPENTARIA, *Arum dracunculul*.

GIGAS, *Giant*.

GILARUM, *Thymus serpyllum*.

GILEAD, BALM OF, see *Amyrus opobalsamum*.

GILET DE FORCE, *Waistcoat*, *strait*.

GILL, *Glecoma hederacea*.

GILL-GO-BY-ROUND, *Glecoma hederacea*

GILLA THEOPHRASTI, *Zinci sulph. g.* *Vitrioli*, *Zinci sulphas*.

GILLE'NIA STIPULACEA, *Small-ered Indian Physic* has the same properties

GILLE'NIA TRIFOLIATA, *Spiræa trifolia*, *common Gille'nia*, *Indian Physic*, *Wes Drop-wort*, *Indian Hippo*, *Ipecac*, *Bowm root*, *Meadow sweet*, *Beaumont root*. *Nat. (Rosaceæ. Sex. Syst.) Icosandria Pentagy* The root of this shrub,—*Gille'nia*, (Ph. U.—which grows plentifully in the United States) is a safe and efficacious emetic, in the dose about 30 grains. It resembles, in its properties, the *ipeacacuanha*.

GILLIFLOWER, *Dianthus caryophyllus*
GIMBERNAT'S LIGAMENT. A fibrous triangular expansion, which is detached from posterior and inner part of the crural arch, is inserted into the crest of the pubis. The ligament forms the inner part of the superior aperture of the crural canal. It is one of the most frequent causes of strangulation in crural hernia.

GIN, *Hollands*, *Geneva*; (F.) *Geniè* This spirit, which is distilled from corn, juniper berries, or from some substitute them, is largely used in Great Britain; and extremely detrimental, to the lower classes particularly. It possesses the properties of other spirituous liquors; but is, in popular medicine, more used than other varieties, in cases of colic or intestinal pain of any kind. *Spirit*.

GIN DRINKERS' LIVER, *Liver*, nutritive
GINGEMBRE, *Amomum zingiber*.

GINGER, *Amomum zingiber*—*g.* *Beer powder*, see *Amomum zingiber*—*g.* *Indian*, *Arum canadense*—*g.* *Jamaica*, concentrated sense of, see *Amomum zingiber*—*g.* Preserve *Amomum zingiber*—*g.* *Wild*, *Asarum canadense*.

GINGIBRA'CHIUM, from *gingiva*, 'gums,' and *brachium*, 'the arm.' A name given to the scurvy, because the gums; arms are chiefly affected by it. It has also been called *Gingipedium*, because the lower limbs are in many cases the seat of scorbutic spots.

GINGIRACHIUM, *Porphyræ nautica*.

GINGIPEDIUM, see *Gingibræchium*, *Porphyræ nautica*.

GINGIVÆ, from *gignere*, 'to beget,' cause the teeth are, as it were, begotten them. (?) The gums, οὐλα, *Ulla*, *Carnicula*, (*Gencives*). The portion of the mucous membrane of the mouth which covers the maxillary bones to the level of the alveolar arches. The gums are formed of a red tissue, more or less solid, and of a fibro-mucous nature, which adheres strongly to the necks of the teeth, transmits, between the roots and their alveoli, a very thin expansion,—the *alveolo-dental pterygium*. The gums fix the teeth and contribute greatly to their solidity. In the aged, and in the loss of the teeth, they become fibrous; very solid, and are inservient to mastication
GINGIVA' LIS, *Uleticus*, *Ullicus*; fr *gingivæ*, 'the gums.' Relating to the gums
GINGLYMOID, *Ginglymoideus*, *Ginglymoides*, from γιγγυμιος, 'a ginglymus,' *imides*, 'resemblance.' Resembling a ginglymus

or hinge. An epithet applied to joints which resemble a hinge, as a *ginglymoid joint*.

GINGLYMUS, *Cardinamentum, Cardio*, 'a hinge.' (F.) *Charnière, Articulation en charnière*. A species of diarthrodial articulation, which only admits of motion in two directions, like a hinge,—as the knee-joint or elbow-joint.

GINSENG, *Panax quinquefolium*—g. Blue, *Caulophyllum thalictroides*—g. Yellow, *Caulophyllum thalictroides*—g. Horse, *Triosteum*—g. White, *Triosteum*.

GIRAFFE, *Dengue*.

GIRARD ROUSSIN, *Asarum*.

GIRDLE, *Cingulum*.

GIRL. This seems, formerly, to have been an appellation common to both sexes. Many etymologists deduce the word from the S. Goth. *Karil*, 'a man.' It means a young female, (L.) *Filia*, from *gila*, 'to love.' *Virgo*, (F.) *Fille*.

GIROFLE, see *Eugenia caryophyllata*.

GISSA, *Cynanche parotidæ*.

GIZZARD, *Ventriculus callosus*.

GLABELLA, *Mesophryon*.

GLABRITIES, *Calvities*.

GLACE, *Ice*.

GLACIALE, *Mesembryanthemum crystallinum*.

GLACIALIS HUMOR, *Crystalline*.

GLACIES, *Ice*.

GLADIOLUS, *Machæron*—g. *Cæruleus*, *Iris Germanica*.

GLADIOLUS COMMUNIS, *G. vulgaris, Victoria's rotunda, Cornflag, Victoria's female*, (F.) *Glacéol*. The root of this plant has been considered aphrodisiac. Applied in cataplasm, it has been extolled against scrofulous tumours.

GLADIOLUS LUTEUS, *Iris pseudacorus*—g. *Vulgaris, G. communis*.

GLADIUS, *Penis*.

GLAMA, *Lippitudo, Chassie*.

GLAND, *Glandula, Grandula*, from *glans*, 'an acorn, a kernel.' *Aden*. The ancient anatomists gave this name to a number of organs, of a texture generally soft, and a shape more or less globular, but differing greatly in their nature and functions. They applied it, for instance, 1. To those organs which separate from the blood, any fluid whatever. When such organs were composed of several lobules, united by common vessels, they received the name *conglomerate glands*, as the parotid, pancreas, &c. 2. To the reddish and spongy, knot-like bodies, which are met with in the course of the lymphatics. These they called *conglobate glands*;—see *Ganglion (lymphatic)*; and 3dly and lastly, to various other organs, whose intimate texture and functions are still unknown, as the *Pineal gland, Pituitary gland, Glands of Pacchioni, Thyroid gland, Thymus gland, Supra-renal glands*, &c. Chaussier restricts the word *gland* to those softish, granular, lobated organs, composed of vessels, and a particular texture, of which there are seven kinds in the human body, viz. the *lachrymal, salivary, and mammary, the testicles, the liver, pancreas, and kidneys*. These are all destined to draw from the blood the molecules necessary for the formation of new fluid; and to convey these fluids externally, by means of one or more excretory ducts. Several glands be-

sides their excretory ducts, have especial reservoirs, in which the fluids, secreted by them, collect, remain for a greater or less space of time, and undergo slight modifications before being evacuated;—such are, the gall-bladder for the liver, the urinary bladder for the kidneys, &c. Each gland has an organization peculiar to it, but we know not the intimate nature of the globular texture.—Malpighi believed that the vessels terminate in small, solid masses, to which he gave the name—*glandular grains*. In these, he considered, the excretory ducts originate. Ruysch thought that the glands are entirely vascular, and that the excretory ducts are immediately continuous with the *vasa afferentia*, &c. The best view, perhaps, is, that the exhaling or secreting vessel is distributed on the animal membrane, which forms the blind extremity of the excretory duct, and that the secretion is effected through it by means of cells.

The term *glande* (F.), is sometimes appropriated to the tumour formed by inflammation or engorgement of a lymphatic ganglion.

GLAND, *Glands*—g. *Accessory*, of the Parotid, see *Parotid*—g. *Globate, Conglobate gland*—g. *Prostate, Prostate*—g. *Salivary, abdominal, Pancreas*.

GLANDAGE, *Adenophyma*.

GLANDE, *Gland*—g. *Thyroïde*, see *Thyroid gland*.

GLANDERS, *Equinia*—g. *Farcy*, see *Equinia*.

GLANDES BRONCHIHQUES, *Bronchial glands*—g. *Conglobées, Conglobate glands*—g. *de Croissance, Waxing glands*—g. *de Meibomius, Meibomius, glands of*.

GLANDIFORM CORPUSCLE, *Acinus*—g. *Ganglion*, see *Ganglion*.

GLANDIUM, *Thymus*.

GLANDS, see *Quercus Alba*—g. *Accessory, Cowper's glands*—g. *Agminate, Peyer's glands*—g. *Aporic, Ganglions, glandiform*—g. *Blind, Ganglions, glandiform*—g. *Havers's, Synovial glands*—g. *Bartholinus, Cowper's glands of the female*—g. *Cowper's*, see *Cowper's glands*—g. *of Duverney, Cowper's glands of the female*—g. *Lenticular, Lenticular glandulæ*—g. *Lieberkühn's, Lieberkühn's glands, see Intestine*—g. *Miliary, Sebaceous glands*—g. *Oil, Sebaceous glands*—g. *Peyer's, Peyer's glandulæ*—g. *Renal, Capsules, renal*—g. *Sebaceous*, see *Sebaceous glands*—g. *Solitary, Brunner's glands*—g. *of Tyson, Sebaceous glands of Tyson*—g. *of Vesalius, Bronchial glands*—g. *of Willis, Albicantia corpora, Mamillary tubercles*.

GLANDULA, *Gland*—g. *ad Aures, Parotid*—g. *Avicennæ, Encystis*—g. *Bartholiniana, Sublingual gland*—g. *Basilaris, Pituitary gland*—g. *Colli, Tonsil*—g. *Innominata Galeni, Lachrymal gland*—g. *Lachrymalis, Lachrymal gland*—g. *Mucosa, Conglobate gland*—g. *Pinealis, Pineal gland*—g. *Pituitosa, Pituitary gland*—g. *Rivianina, Sublingual gland*—g. *Salivalis abdominalis, Pancreas*—g. *Socia Parotidis*, see *Parotid*—g. *Thymus, Thymus*—g. *Thyreoidæ, Thyroid gland*.

GLANDULÆ AGMINATÆ, *Peyer's glandulæ*—g. *Articulæ, Synovial glands*—g. *Assistentes, Prostate*—g. *Brunneri, Brunner's glands*—g. *Cervicis uteri, Nabothi glandulæ*—g. *Duræ matris, G. Pacchioni*—g. *Duræ meningis, G. Pacchioni*—g. *in Agmen congregatæ intestinorum*,

Peyeri glandulæ—g. Intestinales, Peyeri glandulæ—g. Meibomiana, Meibomius, glands of—g. Mucosæ coaginatae intestinorum, Peyeri glandulæ—g. Muciparæ racematim congestæ intestinorum, Peyeri glandulæ—g. Myrtiformes, Carunculæ myrtiformes—g. Odoriferæ Tysoni, see Sebaceous glands—g. Peyeriana. Peyeri glandulæ—g. Plexiformes, Peyeri g.—g. Prostatae mulierum, see Corpus glandulosum mulierum—g. Sebaceæ ciliares, Meibomius, glands of—g. Solitaria, Brunner's glands—g. Spuria, Peyeri glandulæ, Ganglions, glandiform—g. Sudoriferæ, see Perspiration—g. Suprarenales, Capsules, renal—g. Tysoni, Sebaceous glands of Tyson—g. Vasculosæ, Conglomerate glands—g. Vesalianæ, Bronchial glands.

GLANDULAIRE, Glandular.

GLANDULAR, *Glandularis*, *Glandulosus*, (F.) *Glandulaire*, *Glanduleux*: having the appearance, form, or texture of *Glands*; as a *glandular* body, a *glandular* texture, &c.

GLANDULEUX, Glandular.

GLANDULO'SO-CARNEUS. Ruysch gives this epithet to fleshy excrescences which he found in the bladder.

GLANDULOSUS, Glandular.

GLANS, ('an acorn.') *Balanus*, *Cyt'tarus*, *Cuspidis*, *Caput*, *C. Penis*, *Genitalia caput*, (F.) *Gland*. The extremity of the penis and of the clitoris. The *glans penis* is of a conical, slightly flattened shape. It is continuous with the urethra, which opens at its apex; and is circumscribed by a projecting edge called the *Corona glandis*. It is covered by a thin mucous membrane; is furnished, at its base, with sebaceous follicles, called *glan'dulæ odoriferæ Tysoni*, the secretion from which is termed *Smegma preputii*; and can, almost always, be covered by the reflection of the skin, called the *prepuce*. Lastly, it is formed of a spongy texture, susceptible of being thrown into erection.

GLANS, Bronchocele, Pessary, Suppository.

GLANS CLITORIDIS is smaller. It is imperforate, and likewise covered with a sort of prepuce formed by the mucous membrane of the vulva.

GLANS JOVIS THEOPHRASTI, *Fagus castanea*—g. *Ulnæ*, *Olecranon*—g. *Unguentaria*, *Guilandina* *moringa*, *Myrobalanus*.

GLAREA, Gravel.

GLASS, *Vitrum*.

GLAUBER'S SALTS, *Soda*, *Sulphate of*.

GLAUCEO, *Glaucoma*.

GLAUcoma, from *γλαυκος*, 'sea-green.' *Glaucos'sis*, *Glaucos'sis*, *Cataracta glauca*, *Oculus cæsius*, *Cæsius*, *Phtharmia glaucoma*, *Parasisis glaucos'sis*, *Apoglaucos'sis*. Amongst the older pathologists, this word was used synonymously with cataract. It is now ordinarily applied to opacity of the vitreous humour or of the tunica hyaloidea, which manifests itself by a grayish, or greenish spot, apparent through the pupil. The diagnosis is generally difficult; and the disease is almost always incurable.

GLAUcoma WOULDHOUSI, *Cataract*.

GLAUcosIS, *Glaucoma*.

GLAYEUL, *Gladiolus vulgaris*—g. *Puanti*, *Iris fetidissima*.

GLECHO'MA HEDERA'CEA, *Heder'ula*, *Chamæcle'ma*, *Calamin'ta humil'ior*, *Chamæcis'sus*, *Hed'era terrestris*, *Nep'tea glecho'ma*, *Panacea pectoris*, *Ground icy*, *Gill*, *Gill-go-by-ground*, *Alchoof*, *Robin runaway*, (F.) *Lierre*

terrestre, *Terrôte*. This plant has a strong smell, and a bitterish, somewhat aromatic, taste. It has been considered expectorant and tonic.

GLECHON, *Mentha pulegium*.

GLECHON'TIS. Wine, impregnated with the Glechon, *γλήχων*, *mentha pulegium*, or penny-royal.

GLEET, see Gonorrhœa.

GLEME, *Chassie*, *Lippitudo*.

GLENE, *γληνη*. The pupil. The anterior part of the eye. The eyeball. The eye. According to some, the crystalline lens. Also, a glenoid cavity.

GLENITIS, *Phacitis*.

GLENOID, *Glene*.

GLENOID, *Glenoid'al*, *Glenoid'al'is*, *Glenoid'es*, *Glenoid'es*, *Glenoid'ous*, from *γληνη*, 'the pupil,' and *ειδος*, 'resemblance.' (F.) *Glénoïde*, *Glénoïdale*. Any shallow, articular cavity, *Glené*, which receives the head of a bone; such as, 1. The *glenoid cavity* or *fossa* of the scapula, *Fossa glénoïdeâ*, *Omocon'yli*, *Acetab'ulum humeri*, *Ca'vitates hu'meri glénoïdés*, *Entypo'sis*, is situate at the anterior angle of the scapula; and is articulated with the head of the humerus. 2. The *glenoid cavity* or *fossa* of the temporal bone. It is seated between the two roots of the zygomatic process, and receives the condyle of the lower jaw.

GLENOID LIG'AMENT, (F.) *Ligament Glénoïdien*, is a fibro-cartilaginous ring or *bouvrelet* which seems formed by the expansion of the tendon of the long head of the biceps brachialis, and surrounds the glenoid cavity of the scapula, the depth of which it increases.

GLENOÏDALE, *Glénoid*.

GLISCHRASMA, *Glis'chrotas*, from *γλισχραινω*, (*γληα*, 'gline,') 'I become glutinous.' Lentor, viscosity.—Hippocrates.

GLISCHROCH'OLUS, from *γλισχρος*, 'viscid,' and *χολη*, 'bile.' An epithet for excrement which is glutinous and bilious.

GLISCHROTAS, *Glischrasma*.

GLISOMARGO, *Creta*.

GLOBE, *Bandage* (head)—g. of the *Eye*, see *Eye*—g. *Flower*, *Cephalanthus occidentalis*.

GLOBULAIRE PURGATIVE, *Globularia alypum*.

GLOBULA'RIA AL'YPUm, *Globular'ia*, *Montpel'lier Turbith*, (F.) *Globulaire purgative*, *Turbith blanc*. The leaves of this plant are bitter, and have been used in intermittents and in constipation. See *Alypon*.

GLOB'ULE, *Glob'ulus*, *Sphæ'ron*, *Sphæ'rula*: a small globe.

GLOBULES OF THE BLOOD, *Blood-corpuscles*, *Blood-disks*, *Blood-vesicles*, *Glob'uli*, *Vesic'ulæ*, *Sphæ'rulæ* seu *Follic'uli san'guinis*, (F.) *Globules du sang*, are small, circular bodies, which are particularly observable when the transparent parts of cold-blooded animals are examined by the aid of the microscope. They were first seen by Malpighi, and are met with in the blood of all animals. The globules of blood are circular in the mammalia, and elliptical in birds and cold-blooded animals. They are, also, flat in all animals, and composed of a central nucleus enclosed in a membranous sac. Chemically they consist of hæmatin and globulin—*hæmato-globulin*.

SIZE OF THE GLOBULES.

Sir E. Home and Bauer, with colouring matter,	1.1700th part of an inch.
Eller,	1.1930
Sir E. Home and Bauer, without colouring matter,	1.2000
Jurin,	1.2000
Müller,	1.2300 to 1.3500
Hodgkin, Lister, and Rudolphi,	1.3000
Sprengel,	1.3000 to 1.3500
Cavallo,	1.3000 to 1.4000
Blumenbach and Sénac,	1.3330
Tabor,	1.3600
Milne Edwards,	1.3900
Wagner,	1.4000
Kater,	1.4000 to 1.6000
Prévost and Dumas,	1.4056
Haller, Wollaston, and Weber,	1.5000
Young,	1.6060

GLOBULE D'ARANTIUS, see Sigmoid valves—*g. du Sang*, Globule of the blood.

GLOBULES, PUS, see Pus.

GLOBULI ARTERIARUM TERMINI, see Acinus—*g. Sanguinis*, Globules of the blood—*g. Tartari martialis*, Ferrum tartarizatum—*g. Tartratis ferri et lixivie*, Ferrum tartarizatum.

GLOBULIN, *Glob'uline*, *Blood co'sein*. The colourless substance that remains after the abstraction of the colouring matter of the blood-corpuscle. It is a peculiar albuminous principle. The globulin of Berzelius consists of the envelopes of the blood globules, and of the part of their contents that remains after the extraction of the hæmatosin. Lecanu regards it as identical with albumen; and, according to Mulder, it belongs to the combinations of protein.

The term *globulin* is likewise given by M. Donné to small granulations appertaining to the chyle, which are observable in the blood with the microscope. They are small white roundish, isolated or irregularly agglomerated grains; of about the 1-300 of a millimètre in diameter, and are regarded by M. Donné as the first elements of the blood globules. They are the *white granulated corpuscles* of Mandl.

GLOBULUS ARANTII, see Sigmoid valves—*g. Nasi*, see Nasus—*g. Sanguineus*, Punctum saliens—*g. Stapedis Ossis*, Os orbiculare.

GLOBUS HYSTERICUS, *Nodus Hystericus*, *An'ganè*, *Anad'romè*. A sensation, experienced by hysterical persons, as if a round body were rising from the abdomen towards the larynx, and producing a sense of suffocation.

GLOBUS MAJOR see Epididymis—*g. Minor*, see Epididymis—*g. Martialis*, Ferrum tartarizatum.

GLOBUS UTERINUS. A term applied by accoucheurs to the round tumour, formed by the uterus in the lower part of the abdomen, immediately after delivery.

GLOMERATE, Conglomerate.

GLOSSA, *Glotta*, 'the tongue.' The power of speech. Speech. Hence:

GLOSSAGRA, Glossalgia.

GLOSSAL'GIA, *Glos'sagra*, from *γλωσσα*, 'the tongue,' and *αλγος*, 'pain.' Pain in the tongue.

GLOSSANIS'CHUM, *Glossanoch'eus*, *Glossan'ochum*, from *γλωσσα*, 'tongue,' and *ανεχειν*, 'to hold up.' An instrument for holding up the tongue.

GLOSSANOCHEUS, Glossanischum.

GLOSSANOCHUM, Glossanischum.

GLOSSAN'THRAX, *Pestis glossan'thraax*, from *γλωσσα*, 'the tongue,' and *ανθραξ*, 'a carbuncle.' *Carbuncle of the tongue*. A disease more common in cattle than man.

GLOSSEPIGLOTTIC, *Glossepiglott'icus*. Relating to the tongue and epiglottis, as *Ligamentum glossepiglott'icum*.

GLOSSIAN'US, Lingual muscle.

GLOSSI'TIS, from *γλωσσα*, 'the tongue,' and *itis*, a suffix denoting inflammation. *Glosson'cus inflammato'rius*, *Angi'na lingua'ria*, *Inflammatio Lingua*, *Inflammation of the tongue*, (F.) *Inflammation de la Langue*. When confined to the mucous membrane, it is of slight importance. That which affects the whole of the tongue is a serious disease, and requires the vigorous use of antiphlogistics. It is rare.

GLOSSOC'ACE, from *γλωσσα*, 'the tongue,' and *κακος*, 'evil.' Ulceration of the tongue with symptoms of adynamic fever.

GLOSSOARCINO'MA, *Glossoscir'rhus*, *Carcino'ma Lingua*, from *γλωσσα*, 'the tongue,' and *καρκινωμα*, 'cancer.' Cancer of the tongue.

GLOSSOCAT'CHUS, *Glossocat'chè*, from *γλωσσα*, 'the tongue,' and *κατιχη*, 'I arrest.' *Lingua Detent'or*, *Speculum Oris*, (F.) *Abaisseur de la langue*. An instrument, the invention of which is attributed to Paulus of Ægina, and which was employed to depress the tongue, in order to examine diseases of the fauces. It was composed of two branches; one of which had, at its extremity, a plate for depressing the tongue; whilst the other, shaped like a horse-shoe, was applied under the chin. The finger, or the handle of a spoon, or a spatula, is now alone used in similar cases. See Catagoglossum.

GLOSSOCE'LE, from *γλωσσα*, 'the tongue,' and *κηλη*, 'hernia,' 'tumour.' *Hernia of the Tongue*, *Paragloss'e*, *Prolaps'us lingua*, *Glossomegist'us*, *Glossopto'sis*. Projection of the tongue from the mouth. It depends, generally, on an inflammatory swelling of the organ. At times, however, a *chronic glossocoele*, or sort of œdematous engorgement, is met with; which proceeds to a great length; and deforms the dental arches, the lips, &c. Inflammatory glossocoele must be combated by antiphlogistics. In the œdematous kind, such as is sometimes caused by excessive salivation, the infiltrated fluid may be pressed back by the hand of the practitioner, to get the tongue behind the teeth; and it may be kept there by a piece of gauze tied over the mouth. The chronic, elongated kind sometimes requires amputation of a portion of the organ.

GLOSSOCOMA, Glossospasmus.

GLOSSOC'OMON, *Glossoc'omum*, *Glossocomi'on*, from *γλωσσα*, 'the tongue,' and *κομειν*, 'to guard.' The ancients gave this name to a small case for holding the tongues of their wind-instruments. By extension, it was applied to the box or cradle in which fractured limbs were kept. We find, in the ancient writers, a *Glossocomon* of Hippocrates, of Nymphodorus, Galen, &c.

GLOSSODESMUS, Frænum linguæ.

GLOSSO-EPIGLOT'TICUS. That which belongs to the tongue and epiglottis. Some anatomists have so denominated certain fleshy fibres, which pass from the base of the tongue

towards the epiglottis. These muscles are more evident in some of the mammalia than in man; and their use seems to be,—to raise the epiglottis, and to remove it farther from the glottis. Santorini, who described them after Eustachius, calls them *Retractorēs Epiglottidis*.

GLOSSOGRAPHY, *Glossographia*, from *γλωσσα*, 'the tongue,' and *γραφη*, 'a description.' An anatomical description of the tongue.

GLOSSO-HYAL. A name given, by Geoffroy Saint-Hilaire, to the posterior cornua of the os hyoides.

GLOSSOL'OGY, *Glossolog'ia*, from *γλωσσα*, 'the tongue,' and *λογος*, 'a treatise,' 'a discourse.' A treatise on the tongue.

GLOSSOLYSIS, *Glossople'gia*, *Paral'ysis linguae*, from *γλωσσα*, 'the tongue,' and *λυσις*, 'solution.' Paralysis of the tongue.

GLOSSOMANT'IA, *Prognosis ex linguis*, from *γλωσσα*, 'the tongue,' and *μαντεια*, 'divination.' Prognosis from the state of the tongue.

GLOSSOMEGISTUS, *Glossocoele*, *Paraglosse*.

GLOSSON'CUS, from *γλωσσα*, 'the tongue,' and *ογκος*, 'tumour.' *Ezonco'sis linguae*. Swelling of the tongue.

GLOSSONCUS INFLAMMATORIUS, *Glossitis*.

GLOSSO-PALATINUS, *Glossostaphylinus*—g. Pharyngeal, Pharyngo-glossal.

GLOSSO-PHARYNGEAL, *Glossopharyngeus*—g. Nerve, Pharyngo-glossal nerve.

GLOSSO-PHARYNGEUS, *Glossopharyngeal*, from *γλωσσα*, 'the tongue,' and *φαρυγξ*, 'the pharynx.' Belonging to the tongue and the pharynx. Some anatomists thus designate certain fleshy bundles, which arise from the lateral parts of the base of the tongue, and are inserted into the parietes of the pharynx. They form part of the constrictor pharyngis superior.

GLOSSOPL'EGIA, *Glossolysis*.

GLOSSOPTOSIS, *Glossocoele*.

GLOSSOSCIRRHUS, *Glossocarcinoma*.

GLOSSOSCOPIA, from *γλωσσα*, 'the tongue,' and *σκοπειω*, 'I view.' Inspection of the tongue as an index of disease.

GLOSSOSPASMUS, *Glossocoma*, *Spasmus linguae*, from *γλωσσα*, 'the tongue,' and *σπασμος*, 'spasm.' 'ramp or spasm of the tongue.'

GLOSSOSPAT'HA, *Spatula pro ore*, from *γλωσσα*, 'the tongue,' and *σπαθη*, 'spatula.' A spatula for pressing down the tongue to enable the fauces to be examined.

GLOSSO-STAPHYLINUS, from *γλωσσα*, 'the tongue,' and *σταφυλη*, 'the uvula.' *Glossopalatinus*, *Palato-glossus*, *Constrictor Isthmi Faucium*. A small, thin, narrow, and long muscle, which arises from the base of the tongue, and is inserted at the inferior and lateral part of the velum palati, in the anterior pillar of which it is situate. Its use is to contract the isthmus faucium, by depressing the velum palati, and raising the base of the tongue.

GLOSSOSTERE'SIS, *Linguae ectirp'atio*, from *γλωσσα*, 'the tongue,' and *στερησις*, 'privation.' Extirpation of the tongue.

GLOSSOSTROPH'IA, from *γλωσσα*, 'tongue,' and *στροφω*, 'I turn.' Doubling of the point of the tongue upwards and backwards,—said to have been a mode of suicide. (?)

GLOSSOT'OMY, *Glossotomia*, from *γλωσσα*, 'the tongue,' and *τομη*, 'to cut.' Dissection of the tongue. Amputation of the tongue.

GLOSSYPERTROPH'IA, from *γλωσσα*, 'the

tongue,' *υπερ*, 'over,' and *τροφειν*, 'to nourish,' or 'super-nutrition of the tongue.'

GLOTTA, *Glossa*, *Tongue*.

GLOTTIS, *γλωττις*, (also, 'the mouth of a flute,') *Lig'ula*. A small oblong apertures situate at the upper part of the larynx.

aperture is comprised between the *chordæ vocales*. It is narrow, anteriorly; wider, posteriorly; and is capable of being modified by muscular contraction, as may be required by voice. It is by the *chordæ vocales*, that it is produced. The glottis is nearly an inch in the adult male:—less in the female child.

Glottis is, by some, used synonymously with others, it inc the whole of the larynx.

GLOTTIS, LIPS OF THE, Thyreo-aryteno-gaments.

GLOUGLOU D'UNE BOUTEIL Gurgling.

GLOUTERON, *Arctium Lappa*—g. *Xanthium*.

GLOUTIUS, *Gluteal*—g. *Maximus* et *Secundus* et *tertius*, *Glutæus maximus*—g. *Secundus* et *tertius* et *intimus*, *Glutæus minimus*.

GLOUTON, *Glutton*.

GLOW WORM, *Cieindela*.

GLUANT, *Glutinosus*.

GLUCOSE, from *γλυκος*, 'sweet.' A sugar for starch sugar, diabetic sugar or the sug fruits.

GLUCOSURIA, *Diabetes mellitus*.

GLUE BONE, *Osteocolla*.

GLUE, FISH, *Ichthyocolla*.

GLUTÆUS MAGNUS, *G. major*—g. *M. G. Maximus*.

GLUTÆUS MAXIMUS, *Glutæus major*, *1. imus* et *extimus glutæus*, *G. magnus*, *Iliocro-femoral*; *Sacro-femoral*, (Ch.), (F.) *M. grand fessier*. This muscle is situate at posterior part of the pelvis, and at the upper and posterior part of the thigh. It is large, and quadrilateral; it is attached, above, to the posterior part of the crista ilii, to the part of ilium comprised between the crista and the per curved line, to the posterior surface of sacrum, coccyx, and great sacro-sciatic foramen; and below, it terminates by a broad neurosis, which is inserted into the rugged face that descends from the trochanter major to the linea aspera of the femur. This muscle extends the thigh on the pelvis, and rotates the thigh outwards. It is greatly concerned in the action and progression.

GLUTÆUS MEDIUS, *Glutæus Secundus*, *Medius*, (F.) *Iliotrochantérien*; *Grand Iliotrochantérien*, (Ch.), *Moyen Fessier*. This muscle is situate in part beneath the preceding; broad, very thick, radiated and triangular shaped, above, to the crista ilii, and to the outer surface of that bone comprised between the three anterior fourths of the crista ilii, upper curved line, and its lower; and below, ends by a tendon, inserted at the upper end of the great trochanter. It is an abductor of the thigh; but can turn the thigh outwards or inwards, according as its posterior or inferior fibres are thrown separately into contraction.

GLUTÆUS MINIMUS, *Glutæus minor*, *Iliotrochantérien*, *Tertius* et *intimus* *Glutæus* (F.) *Petit Fessier*;—*Petit Iliotrochantérien*.

(Ch.) This muscle, which is situate beneath the preceding, is flat, triangular, and with radiated fibres. It is attached, *above*, to the external surface of the os illi, from the inferior curved line to the acetabulum; and, *below*, is inserted into the anterior part of the great trochanter. It has the same uses as the preceding.

GLUTÆUS MINOR, G. minimus.

GLUTEAL, *Gluotivus*, *Gluotivis*, from γλουτος, 'the nates' or 'buttocks.' (F.) *Fessier*. That which belongs or relates to the nates. This name has been given to many parts which compose the nates.

GLUTEAL APONEUROSIS. The upper and back part of the femoral fascia. In it is a remarkable opening, called the *gluteal arch*, for the passage of the gluteal vessels and nerves.

GLUTEAL ARCH, see Gluteal aponeurosis.

GLUTEAL ARTERY, *Posterior Iliac Artery*, (F.) *Artère fessière*, is one of the largest branches of the hypogastric. It makes its exit from the pelvis at the upper part of the superior sciatic foramen; gains the posterior part of the pelvis, and divides into two branches;—the one *superficial*, the other *deep-seated*. The last subdivides into three secondary branches, whose ramifications are distributed particularly to the *Glutæi*, *Longissimus Dorsi*, *Sacro-lumbalis*, &c. and anastomose with the sciatic and internal circumflex arteries.

GLUTEAL NERVE, (F.) *Nerf Fessier*, is a large branch, furnished by the 5th pair of lumbar nerves. It is chiefly distributed to the glutæi muscles.

GLUTEAL VEIN, (F.) *Veine fessière*, follows the same march as the artery of the same name.

GLUTEN, *Glu'tinum*, *Lentor*, 'glue, paste.' An immediate principle of vegetables. It is soft, of a grayish white, viscid consistence, and very elastic. Exposed to the air, it becomes hard, brown, and fragile; and, in moist air, putrefies. Water and alcohol do not dissolve it. It is soluble in vegetable, and in weak mineral acids, at a high temperature. The farinæ, in which it is found, are those preferred, for the preparation of bread; on account of the property it has of making the paste rise. It is a compound of protein, and hence has been ranged amongst the "*proteinaceous alimentary principles*" by Dr. Pereira. By washing wheaten dough with a stream of water, the gum, sugar, starch and vegetable albumen are removed: the ductile, tenacious, elastic, gray mass left is the gluten, *common gluten*, *Beccaria's gluten*. *Pure gluten* is the soluble portion on boiling common gluten in alcohol.

GLUTEN ARTICULORUM, *Synovia*—g. *Beccaria's*, see Gluten—g. Bread, see Bread, gluten—g. Common, see Gluten—g. Pure, see Gluteo.

GLUTI, Nates.

GLUTIA, Nates, *Quadrigenina corpora*.

GLUTINANS, Agglutinant.

GLUTINATIF, Agglutinant.

GLUTINATIO, Agglutination.

GLUTINEUX, Glutinous.

GLUTINOUS, *Glutinosus*, *Collo'des*, from *gluten*, 'paste, glue.' (F.) *Glutineux*, *Gluant*. An epithet given to substances taken from the animal or vegetable kingdom, and endowed with unusual viscosity. The decoctions of marsh-mallows, and figs, and the jelly of hartshorn are said to be glutinous.

GLUTINUM, Gluten.

GLUTOI, Nates.

GLUTTON, same etymon as the next. *Gastrimar'gus*, *Hel'luo*, *Mando*, *Gulo'sue*, *Lurco*, (F.) *Glouton*, *Gourmand*, *Goulu*. An excessive eater.

GLUTTONY, from *glutio*, 'I swallow,' *glutus*, 'the gullet.' *Limo'sis Helluo'num*, *Gastris'mus*, (F.) *Gourmandise*. Excessive appetite, owing often to habitual indulgence.

GLUTTUS, Esophagus.

GLUTUS, Trochanter major.

GLYCANSIS, Edulcoration.

GLYCASMA, from γλυκός, 'sweet.' A sweet wine, prepared from must.—Linden.

GLYCERATON, Glycyrrhiza.

GLYCERIN, see Fat.

GLYCIPICROS, Solanum dulcamara.

GLYCISIDE, Pæonia.

GLYCYPHYTON, Glycyrrhiza.

GLYCYRRHIZA, from γλυκός, 'sweet,' and ρίζα, 'a root.' *Glycyrrhiza Glabra*, *Liquori'tia*, *Liquori'tia Seyth'ica*, *Glycera'ton*, *Glycyph'ylon*, *Liquorice*, *Adip'sos*, *Aleacas*, *All'imos*, (F.) *Régliasse*. Ord. Leguminosæ. *Sex. Syst.* Diadelphia Decandria. The root of this southern European plant is inodorous; has a sweet taste; is mucilaginous; and leaves, when unpeeled, a degree of bitterness in the mouth. It is used as a demulcent, and chiefly in catarrh. The extract, made from it and sold in the shops, is known under the name *Spanish Liquorice* or *Liquorice Juice*, (F.) *Jus de Régliasse*.

Pectoral Balsam of Liquorice—a quack preparation—is said by Dr. Paris to consist chiefly of *Parogric Elæxir*, strongly impregnated with *Oil of Aniseed*.

GLYCYRRHCEA, from γλυκός, 'sweet,' and ἔω, 'I flow.' A discharge of saccharine fluid from the system.

GLYCYRRHCEA URINOSA, Diabetes mellitus.

GLYSTER HERBS, *Herbæ pro Enem'atē*.

The herbs ordinarily sold by the English apothecary under this title, are:—*mallow leaves*, one part; *chamomile flowers*, one part. (Ziss to Oj of water.)

GNAMPSIS, Curvature.

GNAPHALIUM DIOÏCUM, *Antennaria dioica*.

GNAPHALUM MARGARITACEUM; *Cudweed*, *Life everlasting*. An indigenous plant, growing in woods and fields, and flowering in August. Its virtues are not defined, and the same may be said of

GNAPHALUM POLYCEPHALUM; *Sweet-scented Life everlasting*.

GNATHALGIA, Neuralgia maxillaris.

GNATHANCYLOSIS, from γνάθος, 'the jaw,' and ἀγκυλωσις, 'stiffness of joint.' *Angylosis of the lower jaw*.

GNATHITIS, *Inflammat'io genæ*, from γνάθος, 'the cheek, the jaw.' *Inflammation of the cheek or upper jaw*.

GNATHMUS, Gnathus.

GNATHOCEPHALUS, from γνάθος, 'the jaw,' and κεφαλή, 'head.' A monster who has no head visible externally, but exhibits voluminous jaws.—G. St. Hilaire.

GNATHOCYNANCHE, *Cyanche parotidæa*.

GNATHONEURALGIA, Neuralgia maxillaris.

GNATHOPLASTICE, from γνάθος, 'cheek,'

and πλαστικός, 'formative.' The formation of an artificial cheek.

GNATHOPLE'GIA, from γνάθος, and πληγή, 'a stroke.' Paralysis of the cheek.

GNATHORRHAG'IA, from γνάθος, and ῥήγνυμι, 'to burst forth.' Hemorrhage from the internal surface of the cheeks.

GNATHOSPASMUS, Trismus.

GNATHUS, *Gnathmus*, from γνάθος, 'I scrape, rub.' The cheek, the jaw. Also, the part of the jaws in which the teeth are fixed.—Hippocrates, Foësius. See Bucca, Gena, and Maxillary Bone.

GNESIOS, Legitimate.

GNOME, Intellect.

GNOSIS, γνώσις, 'knowledge.' A common suffix, as in *Diagnosis*, *Prognosis*, &c.

GOACONAZ, see *Toluifera balsamum*.

GOATS' BEARD, COMMON, Tragopogon.

GOATS' THORN, Astragalus verus.

GOBELET ÉMÉTIQUE, Goblet, emetic.

GOBLET, EMETIC, *Poculum emeticum*, *Calix vomitoria*, (F.) *Gobelet émetique*. A vessel, made by pouring melted antimony into a mould. By putting wine into this and allowing it to stand some time, it acquires the property of producing vomiting. This kind of emetic has been long rejected, as the practitioner could never be certain of the dose he exhibited.

GODFREY'S CORDIAL. A celebrated nostrum, for which Dr. Paris has given the following formula. Infuse ℥ij of *sassafras* and of the seeds of *carraway*, *coriander*, and *anise*, of each ℥j, in six pints of water. Simmer the mixture until reduced to ℔iv: then add ℔vj of *treadle*, and boil the whole for a few minutes. When cold, add ℥ij of *tincture of opium*. The following form is recommended by a committee of the Philadelphia college of Pharmacy. *Tinct. Opii*, Oiss; *Syrupi Nigri*, Oxxvj; *Alcoholis*, Oij; *Aquæ*, Oxxvj; *Carbonatis Potassa*, ℥ijss; *Olei Sassafras*, f. ℥iv, M. It is anodyne,

GODRONNÉ (CANAL), *Canalis Petitiavus*, *Couronne ciliaire*, *Canal de PETIT*, *Canal goudronné*, *Bulbular canal of Petit*. Petit gave this name (from (F.) *godron*, 'a plait or fold,') to the semicircular canal, formed by the tunica hyaloidea around the edge of the crystalline; because it appears, as it were, plaited or festooned.

GOGGLE-EYE, Strabismus.

GOÏTRE, Bronchocele—*g. Leaf*, see *Laminaria*.

GOÏTRE STICKS. In South America the stems of a seaweed are so called, because they are chewed by the inhabitants where goître prevails.—Royle.

GOÏTREUX, (F.) One affected by *Goître* or Bronchocele.

GOLD, *Aurum*, *Chrysos*, *Sol*, *Rex metallorum*, (F.) *Or*. A solid, yellow, very brilliant, hard, very ductile, malleable, tenacious, and heavy metal; found in nature, either in its native state, or combined with a little silver, copper or iron. S. g. 19.25.

Muriate of Gold, *Chloride of Gold*, *Auri Chloridum*, *A. Terchloridum*, *A. Murias*, *A. Chloruretum*, *A. Muriaticum*, *A. Chloratum*, *A. Oxydulatum muriaticum*, *A. Saliatum*, (F.) *Chlorure d'or*, *Muriate d'or*, *Hydro-chlorate d'or*, has been admitted into the Pharmacopœia of the United States, and into that of Paris, &c.

The formulæ, however, differ. That of the United States is a muriate with two bases; and is prepared, according to the form of Dr. Christien, by dissolving the gold in a mixture of nitric and muriatic acids, and adding chloride of sodium to the residuum after evaporation; then redissolving and evaporating slowly to dryness. The Parisian formula for the *Muriate d'or*, *Murias seu Chloruretum Auri*, consists in simply dissolving the gold in the acids, and evaporating to dryness. It has been recommended as an antisphyilitic in old, rebellious, venereal affection, exostoses, and in venereal, scrofulous or cancerous glandular enlargements. Dose, gr. 1-8th to gr. ss, rubbed on the tongue or gums. Internally, one-sixteenth of a grain, in pill.

Various other preparations, as the *Cyanide* or *Tereycyanide*, (*Auri Cyanidum*, *A. Cyanuretum*, *A. Tereycanidum*, (F.) *Cyanure d'or*;) the metallic gold in a state of division (*Aurum metallicum*, *Pulvis Auri*) obtained by amalgamating gold with mercury and driving the latter off by heat, and in the form of filings (*Aurum limatum*;) the *Chloride of Gold and Sodium*, (*Aurum muriaticum natronatum*, *A. muriaticum*, *A. chloratum natronatum*, *Chloruretum Auri-cum Chloroto natrii*, *Murias Aurico-natri-cum*, *Chloruretum auri et natrii*, *Sodii quaterchloridum*, *Hydrochlorate of muriate of Gold and Soda*, (F.) *Chlorure d'or et de Sodium*, *Hydrochlorate ou muriate d'or et de Soude*; the *Nitromuriate of Gold*, (*Aurum Nitrico-muriaticum*, *Auri nitromurias*, (F.) *Nitromuriate d'or*;) the *Oxide of Gold*, (*Auri Oxidum*, *Aurum Oxidatum*, *Auri teroxidum*, *Peroxide of gold*, *Auric acid*, (F.) *Oxide d'or*;) and the *Iodide of Gold*, (*Auri Iodidum*, *A. Ioduretum*, (F.) *Iodure d'or*;) have been employed in the like affections, and with similar results.

GOLD-BEATER'S SKIN. The intestina recta of the ox, which have been beaten quite smooth, for the manufacture of gold leaf. Used as a defensive dressing for slight cuts, &c.

GOLD, CHLORIDE OF, see Gold—*g.* Cyanide of, see Gold—*g.* Hydrochlorate of, see Gold—*g.* Iodide of, see Gold—*g.* Muriate of, see Gold—*g.* Nitro-muriate of, see Gold—*g.* Oxide of, see Gold—*g.* Peroxide of, see Gold—*g.* Tereycyanide of, see Gold—*g.* and Sodium, Chloride of oxide of, see Gold—*g.* and Soda, hydrochlorate of, see Gold—*g.* and Soda, muriate of, see Gold.

GOLD LEAF, *Aurum foliatum*, *Aurum in libellis*. Used to gild pills and to plug carious teeth.

GOLD THREAD, Coptis.

GOLDEN ROD, *Solidago virgaurea*.

GOLDENS, *Chrysanthemum leucanthemum*.

GOLDEN-SEAL, see *Calumbæ*, *Hydrastis Canadensis*.

GOLDWASSER, see Spirit.

GOLFE, Sinus—*g. de la Veine jugulaire*, see Jugular veins.

GOLUNCHA, *Menispermum cordifolium*.

GOMME, Gumma, Gummi—*g. Adragant*, *Tragacanth—g. Ammoniaque*, *Ammonic gum—g. Arabique*, *Acacia gummi—g. Astringente de Gambie*, see *Butea frondosa—g. Caraque*, *Caranna—g. Carane*, *Caranna—g. Guaiac*, *Guaiacum—g. Gutte*, *Cambogia—g. de Lierre*, see *Hedera helix—g. du Pays*, *Gummi-nostras g. Sérapihique*, *Sagapenum*.

GOMPHIASIS, *Gomphiasmus*, from γομφός,

'a nail.' A disease of the teeth, and particularly of the molars; looseness of the teeth in their sockets. *Agomphi'asis*. Pain in the teeth. Odontalgia.

GOMPHIASMUS, Gomphiasis.

GOMPHIOL, Molar teeth.

GOMPHOMA, Gomphosis.

GOMPHOSIS, *Cardinamentum, Clavatio*, *Gomphoma, Cagmentatio, Inclavatio*, from γομφος, 'a nail.' *Engomphi'sis*. An immovable articulation, in which one bone is received into another, like a nail or peg into its hole. Gomphosis is only met with in the articulations of the teeth with the alveoli. It is, also, called *Articulation par implantation*.

GOMPHUS, Clavus.

GONACRASIA, Spermatorrhœa.

GONACRATIA, Spermatorrhœa.

GONAGRA, *Gonyagra*, from γοῦν, 'the knee,' and ἀγρᾶ, 'a prey.' That which attacks the knees. Gout in the knees. Paracelsus calls it *Gonyagra*.

GONAL'GIA, from γοῦν, 'the knee,' and ἄλγος, 'pain.' *Pain in the knee. Gonyal'gia*. This is almost always produced by gout. It may, however, depend on some other disease, either of the knee or of another part—particularly of the hip-joint.

GONARTHRI'TIS, from γοῦν, 'the knee,' ἄρθρον, 'joint,' and ἴτις, denoting inflammation. Inflammation of the knee-joint.

GONARTHROCACE, Gonocœce.

GONAURA, see Sperm.

GONDOLE OCULAIRE, Scaphium oculare.

GONDRET'S AMMONIACAL CAUSTIC, *Pommade de Gondret*—g. Counter-irritant, *Pommade de Gondret*.

GONE, *Gonos, Genitu'ra*. The semen; (hence, gonorrhœa)—the uterus, offspring. Hippocrates. See Epigone and Generation.

GONECYSTIDES, Vesiculæ seminales.

GONECYSTITIS, *Inflammatio vesiculærum seminalium*, from γοῦν, 'sperm,' κύστις, 'bladder,' and ἴτις, 'denoting inflammation.' Inflammation of the vesiculæ seminales.

GONEPŒUS, Spermatopeus.

GONEPOIETICUS, Spermatopeus.

GONFLEMENT, Swelling.

GONGRONA, Bronchocele.

GONGROPHTHISIS, Phthisis pulmonalis.

GONGYLIDIUM, Pilula.

GONGYLION, Pilula.

GONGYLIS, Pilula.

GONOBOLIA, Ejaculation, spermatic.

GONOC'ACE, *Gonarthrocacæ*, from γοῦν, 'the knee,' and κακός, 'evil.' *Tumor genu albus*. White swelling of the knee. Hydrarthrus.

GONOCELE, Spermatocele.

GONOIDES, from γοῦν, 'seed,' and εἶδος, 'appearance.' *Genitu'ra sim'ilis*. Similar to sperm. *Sperm'atoid, Spermato'i des, Spermato'i des*. A term appropriated to any substance, which resembles sperm.

GONOPOIETICUS, Spermatopeus.

GONORRHŒE BÂTARDE, Gonorrhœa spuria.

GONORRHŒA. Erroneously called from γοῦν, 'sperm,' and ῥεῶ, 'I flow,' because the older writers believed it to be a flux of semen. *Blennorrhag'gia, Blennorrhœ'a, Blennuræ'thria, Phallorrhœ'a, Medorrhœ'a, M. vir'ilis, Catar'*

rhus Gonorrhœ'a, C. ure'thræ, Urethri'tis, Inflammatio ure'thræ, Urethral'gia, Prostuvium mucosum ure'thræ, Blennorrhœ'a ure'thræ'lis, Catar'rus ure'thræ'lis, (F.) Écoulement, Uré'thrite, Uré'trite. An inflammatory discharge of mucus from the membrane of the urethra in both sexes; and from that of the prepuce in man, and the vagina in woman. It may be excited spontaneously, or by irritants applied directly to the membrane; but is, usually, produced by impure connexion. Two great varieties have been generally reckoned.—1. GONORRHŒA PURA VEL BENIGNA. That which does not follow an impure connexion; (F.) *Échappement, the Blennorrhag'ria benigna, Caulorrhœ'a benigna, Catar'rus Ure'thræ, Gonorrhœ'a catarrhal'is, G. non contagiosa*:—and 2. GONORRHŒA IMPURA, *malig'na, contagiosa, syphilitica, et virulenta; Fluor albus malig'rus, Fluxus venereus, Blennorrhœ'a luo'des, Myzio'sis, Lues gonorrhœ'ica, Seroph'ulæ gonorrhœ'icæ, Tubercula gonorrhœ'ica, Clapp, (F.) Chaudépisse*; that which is the result of impure commerce. The French, also, distinguish the *Chaudépisse sèche*, or that, unaccompanied with discharge; and the *Chaudépisse cordée, Gonorrhœa cordata*, or that accompanied with chordee, and which, of course, occurs only in the male. It is the kind which most frequently engages the attention of the practitioner, and is characterized by mucous discharge from the urethra or vagina intermixed with specific matter, and accompanied by burning pain on micturition. It is decidedly infectious. It is, however, a distinct disease from syphilis, and never produces it. Its duration is various, but the inflammatory symptoms usually subside in four or five weeks; leaving generally behind more or less of the gonorrhœa mucosa or gleet. Gonorrhœa of every kind, attended with any inflammatory symptoms, is best treated by the antiphlogistic regimen; avoiding every kind of irritation, and keeping the body cool by small doses of salts, and the urine diluted by the mildest fluids. After the inflammatory symptoms have subsided, cubebs, or the balsam of copaiba, exhibited in the dose of a teaspoonful, three times a day, will be found effectual: indeed, during the existence of the inflammatory symptoms, it often affords decided relief. Injections are rarely required.

Sometimes, gonorrhœa affects the glans; when it is called *Gonorrhœa Spu'ria, G. Bal'ani, Balanoblennorrhœ'a, Balanorrhœ'a, Balani'tis, Blennorrhag'gia spu'ria vel notha, (F.) Blennorrhagie du gland, Gonorrhée bâtarde, Fausse Blennorrhagie*. It requires only cleanliness and cooling lotions.

Some other varieties of gonorrhœa have been enumerated, but they are of little moment.

In consequence of repeated attacks of gonorrhœa, or of the debility induced by a single attack, it not unfrequently happens, as already remarked, that a constant, small discharge occurs, or remains behind, after all danger of infection is removed. The great difference between it and gonorrhœa is, that it is uninfected. The discharge consists of globular particles, contained in a slimy mucus, and is generally devoid of that yellow colour, which characterizes the discharge of gonorrhœa virulenta. It is unattended with pain, scalding, &c. To this state the names *Gleet, Gonorrhœ'a mucosa, Blennorrhœ'a chron'ica, Blennorrhœ'a, &c.* have

been given. It is commonly a disease of some duration, and demands the use of the copaiba, astringent injections; and, if obstinate, the introduction of the bougie.

GONORRŒA BALANI, *G. spuria*—*g.* Benigna, Leucorrhœa—*g.* Catarrhalis, *G. pura*—*g.* Chordata, Chordee.

GONORRŒA DORMIENTIUM, *G. Oneirogonos*. The seminal discharge, which occurs during sleep, and is occasioned by libidinous dreams. Pollution.

GONORRŒA LAXORUM, *G. libidinosæ*, *Spermorrhœa atonica*, consists of a pellucid discharge from the urethra, whilst awake, without erection of the penis, but with venereal thoughts.

GONORRŒA LAXORUM, Pollution, *G. libidinosæ*—*g.* Mucosa, (gleet,) see *Gonorrhœa*—*g.* Noncontagiosa, *G. pura*—*g.* Notha inventerata, Leucorrhœa—*g.* Oneirogonos, *G. dormientium*, Pollution—*g.* Vera, Pollution, Spermorrhœa.

GONOS, Gone.

GONOSTROMA, Proligerous disk.

GONY, γόνυ, *Genu*, 'the knee;' hence:

GONYAGRA, Gonagra.

GONYALGIA, Gonyalgia.

GONYCROTUS, from γόνυ, 'the knee,' and γροτῶ, 'I strike.' One who is knock-kneed, or in-kneed. See Entogonyancon.

GONYONCUS, from γόνυ, 'the knee,' and κύκος, 'a tumour.' A swelling of the knee.

GOODYERA PUBESCENS, *Tussa'ca reticulata*, *Satyrium*, *Neottia*, *Rattlesnake leaf*, *Networt*, *Netleaf*, *Scrofula weed*. An indigenous plant, used empirically in scrofula—the fresh leaves being applied to the sores. It is employed by the Indians.

GOOSEFOOT, *Chenopodium anthelminticum*—*g.* Angular-leaved, *Chenopodium bonus Henricus*—*g.* Stinking, *Chenopodium vulvaria*.

GOOSEGRASS, *Galium aparine*, *G. verum*.

GOOSEHARE, *Galium aparine*.

GOOSESKIN, *Horrida cutis*.

GORDIUS MEDINENSIS, *Dracunculus*.

GORGE, Throat—*g.* *Grosse*, Bronchocele—*g.* *Mal de*, *Cynanche*.

GORGET, *Gorget*—*g.* *Lithotome*, *Gorget*, *Lithotomy*—*g.* *à Repoussoir*, see *Gorget*.

GORGET, from (F.) *gorge*, 'the throat.' *Canalis canaliculatus*, *Ductor canaliculatus*, (F.) *Gorget*. An instrument representing a long gutter, in the shape of a throat, which is especially employed in the operations of lithotomy and fistula in ano.

GORGET, CUTTING, see *Gorget* and *Lithotomy*.

GORGET, LITHOTOMY, (F.) *Gorgeter Lithotome*, *Cutting Gorget*, is the one used in the operation for the stone, for the purpose of dividing the prostate and the neck of the bladder, so as to enable the surgeon to introduce the forceps, and extract the stone. At the end of this gorget is a crest or beak, which fits the groove of the staff, and admits of the gorget being passed along it into the bladder. Besides cutting, there are also blunt gorgets, intended to be introduced into the wound—their concavity serving as a guide for the forceps into the bladder.

The chief modifications in the gorget have been made by Andouillet, Bell, Blicke, Bromfield, Cline, Desault, Foubert, Hawkins, Larrey, Lefèvre, Michaelis, Thomas, &c.

GORGET FOR FISTULA IN ANO consists of a semi cylindrical, wooden staff; four inches long,

without including the handle, and furnished with a wide groove. This is introduced into the rectum to prevent the point of the bistoury from injuring the intestine, when the internal orifice of the fistula is deeply situate and it is desirable to perform the operation by incision. This instrument, invented by Marchetti, has been modified by Percy, Runge, &c.

Desault invented an instrument for conducting the wire by the anus, in the operation for fistula by ligature. He called it *Gorget à repoussoir*.

GORGONEI FONTES. Fountains, described by Libavius, as containing water which possessed a petrifying property; probably, water holding in solution supercarbonate of lime.

GORGOSSET, *Pyrosis*.

GOSIER, Pharynx, Throat.

GOSSUM, Bronchocele.

GOSSYPIMUM, *Gossypium Herbaeum*; *Gossypion Xylon*, *Xylum*, *Bombax*, *Cotton*, (F.) *Coton*. *Family Malvacæ*. *Sex. Syst.* *Monadelphia Polyandria*. The seeds of the *Cotton Tree*, *Gossypium arboræum*, have been administered in coughs, on account of the mucilage they contain. The cotton wool is used in medicine for making moxas, &c.

GOTIUM, Bronchocele.

GOUDRON, see *Pinus sylvestris*.

GOUET, *Arum maculatum*.

GOÛTRE, Bronchocele.

GOULARD'S LOTION, see *Lotion*, *Goulard's*.

GOULARD WATER, *Liquor plumbi subacetatis dilutus*.

GOULLU, *Glutton*.

GOURD, *Cucurbita*—*g.* *Bitter*, *Cucumis colocythis*—*g.* *Bottle*, *Cucurbita pepo*.

GOURD WORM, *Distoma hepaticum*.

GOURMANDISE, *Gluttony*.

GOURME, *Porrigo larvalis*.

GOUSSE, *Legumen*.

GOUT, *Arthritis*, *Arthragra*, *Arthralgia*, *Morbus domini'rum*, *Malum articulo'rum*, *Morbus articulo'ris*, *Gutta*, *Arthrosia* *Podagra*, *Podalgia*, *Podagra*, *Arthriticus verus*, *Arthritis Podagra*, *Podagra Arthritis*, *Fluxio arthritica*, *Febris arthritica*, *F. podagrica*, *Arthrodynia podagrica*, *Cauma podagrica*, *Fleracin*, *Gastro-arthritis*, *Misoptochos*, (F.) *Goutte*. The gout was formerly regarded as a catarrh, and received its name from (F.) *goutte*, (L.) *gutta*, 'a drop;' because it was believed to be produced by a liquid, which distilled, *goutte à goutte*, 'drop by drop,' on the diseased part. This name, which seems to have been first used about the year 1270, has been admitted into the different languages of Europe. Gout is an inflammation of the fibrous and ligamentous parts of the joints. It almost always attacks, first, the great toe; whence it passes to the other smaller joints, after having produced, or been attended with, various sympathetic effects, particularly in the digestive organs: after this, it may attack the greater articulations. It is an affection which is extremely fugitive, and variable in its recurrence. It may be acquired or hereditary. In the former case, it rarely appears before the age of thirty-five; in the latter, it is frequently observed earlier. It is often difficult to distinguish it from rheumatism. A combination is, indeed, supposed to exist sometimes; hence called *Rheumatic gout*. During

the paroxysm or fit, a burning, lancinating pain is experienced in the affected joint, attended with tumefaction, tension, and redness. One or more joints may be attacked, either at the same time or in succession; and, in either case, the attack terminates by resolution in a few days. This is the *Arthritis acuta, inflammatoria vel regularis, Regular gout, Arthro'sia podagra regularis, Arth'ragra legitima seu vera seu genuina seu normalis*, (F.) *Goutte régulière chaude*. At other times, pains in the joints exist, of more or less acute character; the swelling being without redness. These pains persist, augment, and diminish irregularly, without exhibiting intermission, and, consequently, without having distinct paroxysms. The disease is then called *atonic, asthenic, imperfect or irregular gout, Chronio G., Arthritis atonica vel asthenica, Arthro'sia Podagra, larvata, Dysarthrit'is*. It is, also, commonly called in France *Goutte froide, Goutte blanche*. It may appear primarily, or succeed attacks of regular gout.

Gout does not always confine itself to the joints. It may attack the internal organs: when it is called *Arthritis aberrans seu erratica seu planet'is, Arth'ragra anomala, Podagra aberrans, Vare'ni, Wandering, misplaced, or anomalous gout*, (F.) *Goutte vague*.

Retrograde gout, Arthritis retrograda, Podagra retrograda, Arthro'sia Podagra complicata, Recedent, misplaced gout, (F.) *Goutte remontée, G. malplacée, G. rentrée*, is when it leaves the joints suddenly and attacks some internal organ, as the stomach, intestines, lungs, brain, &c.

Gout is also called, according to the part it may affect, *Podagra, Gonagra, Chiragra, &c.* It may be acute or chronic, and may give rise to concretions, which are chiefly composed of urate of soda. See Calculus, (Arthritic.) It may, also, give occasion to nodosities, when it is called *Arthritis nodo'sa*, (F.) *Goutte nouée*.

The treatment is of the antiphlogistic kind, and the local disorder should be but little interfered with. Colchicum seems to have great power over the disease. It forms the basis of the *Eau médicinale d'Husson*; a celebrated French gout remedy. The bowels must be kept regular by rhubarb and magnesia; and a recurrence of the disease be prevented by abstemious habits.

GOUT, DIAPHRAGMATIC, Angina pectoris—g. Rheumatic, see Rheumatism, acute—g. Weed, Ligusticum podagraria.

GOUT, Taste.

GOUTTE, Gout, Gutta—g. *Blanche, Gout (atonic)*—g. *Froide, Gout (atonic)*—g. *Malplacée, Gout, (retrograde)*—g. *Nouée, Gout (with nodosities)*—g. *Régulière chaude, Gout (regular)*—g. *Remontée, Gout (retrograde)*—g. *Rentrée, Gout, (retrograde)*—g. *Rose, Gutta rosea*—g. *Sciaticque, Neuralgia femoro-poplitæa*—g. *Sereno, Amaurosis*—g. *Vague, Gout (wandering)*.

GOUTTEUX, Arthritic.

GOUTTIÈRE (F.), *Collic'ix*. A gutter in a bone, like that used for carrying off rain. Some of these cavities are intended to facilitate the sliding of tendons, such as the *Gouttière Bicipitalis* or *Bicipital groove*. Others, as the *Gouttière sagittale* or *Sagittal groove*, lodge blood-vessels and especially veins. Others, again, are merely intended for the support of

certain organs; as the *Gouttière basilare* or *Basilary fossa* which supports the medulla oblongata.

GOUTTIÈRE BICIPITALE, Bicipital groove—g. *Lacrymale, Lachrymal groove*—g. *Sacré, Sacral groove*.

GOUTY RHEUMATISM, see Rheumatism, acute.

GOVERNAIL DU TESTICULE, gubernaculum testis.

GOWLAND'S LOTION, see Lotion, Gowland's.

GOWN, RED, Strophulus—g. Yellow, Icterus infantum.

GRAC'ILIS, *Macer, Macilentus*. Slender, lean. Also, the slender *Rectus interior femoris* sive *Grac'ilis interior, Sous-pubio-crétibial, Sous-pubio-prétibial* (Ch.) *Droit ou grêle interne de la cuisse*. This muscle is situate at the inside of the thigh. It is thin and very long; and arises from the descending ramus of the pubis, to be inserted at the inner and inferior part of the tuberosity of the tibia. It bends the leg and causes abduction of the thigh. See *Grêle*.

GRACILIS, ANTERIOR, Rectus femoris.

GRADUATE, *Graduatus*, from *Gradus*, 'a step,' 'a degree.' In medicine, one who has attained a degree,—usually, the *degree of doctor*.

GRÆA, *γαῖα*. The pellicle, which forms on milk. The folds of skin round the umbilicus. An old woman.

GRAIN, *Granum*; the 60th part of a Troy, and the 72d part of a *Poids de marc* drachm.

GRAINE D'ECARLATE, *Coccus cacti—g. Musc, Hibiscus abelmoschus—g. de Turquo, Zea mays—g. d'Aspic*, see Phalaris Canariensis—g. *de Paradis, Amomum grana paradisi—g. de Perroquet, Carthamus tinctorius* (seed.)

GRAISSE, Pinguedo—g. *Mouton, Sebum*—g. *d'Oie, Adeps anserina*—g. *Oxygénée, Unguentum acidi nitrosi—g. de Porc, Adeps præparata*.

GRAMEN ÆGYPTIACUM, G. Crucis cyperoidis—g. Caninum, Triticum repens.

GRAMEN CRUCIS CYPEROIDIS, *Gramen Ægyptiacum, Egyptian Cock's foot grass*. The roots and plants possess the virtues of the *Triticum repens*, and have been recommended in the earlier stages of dropsy. They were, formerly, considered to possess many other properties.

GRAMEN DIOSCORIDIS, *Triticum repens*—g. Major, Sarsaparilla Germanica—g. Orientale, Juncus odoratus—g. Repens, Triticum repens—g. Rubrum, Sarsaparilla Germanica.

GRAMMA, CHASSIE, Lipitudo.

GRAMINIVOROUS, *Graminivorus*, from *gramen*, 'grass,' and *voro*, 'I eat.' Feeding or subsisting on grass.

GRAMMARIUM, Scruple.

GRAMME, *грамм*. An ancient weight, equivalent to the 24th part of an ounce, or to 24 grains, or a scruple, avoirdupois. At the present day, the gramme is equal in weight to a cubed centimètre of water; or to 18 grains, poids de marc—15.444 grains, Troy.

GRAMME, Iris, Line.

GRANA, Hemicrania—g. Molucca, Croton tiglium—g. Moschi, Hibiscus abelmoschus—g. Orientis, see *Menispermum cocculus*—g. Tiglii seu Tiglia, see *Croton tiglium*—g. Tili, Croton tiglium.

GRANADILLA, APPLE-SHAPED, *Passiflora maliformis*.

GRANATI RADICIS CORTEX, see *Punica granatum*.

GRAND DORSAL, *Latissimus dorsi*.

GRANDEB'ALÆ. The hair which grows in the arm pits.

GRANDINOSUM OS, Cuboid.

GRANDO, Chalaza.

GRANDULA, Gland.

GRANIVOROUS, *Granivorus*, from *granum*, 'a grain,' and *voro*, 'I eat.' Feeding or subsisting on grain or seeds.

GRANTRISTUM, Anthrax.

GRANULAR DEGENERATION OR DISORGANIZATION OF THE KIDNEY, Kidney, Bright's disease of the.

GRANULAR CONJUNCTIVA, Trachoma—g. Eyelid, Trachoma—g. Liver, Cirrhosis.

GRANULATED LIVER, Cirrhosis.

GRANULATION, *Granulatio*, from *granum*, 'a grain.' *Gemma*, (F.) *Bourgeon*, *B. charnu*. Granulations are the reddish, conical, flesh-like shoots, which form at the surface of suppurating wounds and ulcers. They are the product of inflammatory excitement, and may be produced in indolent ulcers, by exciting the parts by proper stimulants. They form the basis of the cicatrix.

GRANULATION is, likewise, a name given by the modern French physicians to an organic lesion, consisting in the formation of small, round, firm, shining, semi-transparent tumours, of the size and shape of millet seed or of a pea; which are met with in the lungs particularly, and in considerable quantity; often without materially interfering with their functions.

GRANULATIONS CÉRÉBRALES, Glandulæ Pacchioni.

GRANULATIONS MILIARY, or *Miliary tubercles*, are the small transparent grains, of variable size, from that of a millet seed to that of a grain of hemp, which are presumed to be the primitive state of tubercles.

GRAN'ULE, *Granulum*; diminutive of *granum*, 'a grain.' A small grain; a small compact particle, a cytoblast.

GRANULES SEMINAL, *Gran'ula seminis*. Minute, rounded, granulated bodies, observable in the semen, which are, in all cases, much less numerous than the spermatozoids. See Sperm.

GRANVILLE'S LOTION, see Lotion, Granville's counter-irritant.

GRAPE, see *Vitis vinifera*—g. Sea-side, see Kino.

GRAPE-CURE, (F.) *Cure du raisin*, (G.) *Traubencur*. A mode of medication in Germany, which consists in the use of the grape for both meat and drink; nothing more at the farthest being allowed than a piece of dry bread. This diet is continued for weeks. Its effects are altogether revellent, and resemble in many respects those of hydropathy.

GRAPES, DRIED, *Uvæ passæ*.

GRAPHIDOIDES, Styloid.

GRAPHIOIDES, Styloid.

GRAPHIOIDES, Styloid.

GRAPHIS'CUS, *Graphis'cus Di'oclis*. An instrument invented by Diocles for extracting darts. It is described by Celsus.

GRAPHI'TES, *Plumbago*, *Supercarbure'tum Ferri*, *Carbure'tum Ferri*, *Ferri Carbonat'um*, *F. Supercarbure'tum*, *Carbo mineralis*, *Gale-*

ne'a, *Gale'næ*, *Carburet of iron*, *Black lead*, *Wad*, (F.) *Grayon noir*, *Plombagine*. This substance has been esteemed slightly astringent and desiccative. It has been advised by Weinhold in the cure of herpes.

GRAPHOÏDES, Styloid.

GRAS DES CADAVRES, Adipocire—g. *de Jambe*, *Sura*—g. *des Cimetières*, Adipocire—g. *de Jambe*, *Sura*.

GRAS FONDURE (F.), *Diarrhœa adiposa*, literally *molten grease*. A species of diarrhœa, referred to by old writers; accompanied with great emaciation, and in which the evacuations contain fat-like matter. According to Sauvages, the *Gras-fondure* differs from colliquative diarrhœa in not being attended with hectic fever.

GRASS, Asparagus—g. Bitter, *Aletris farinosa*—g. Canary, cultivated, *Phalaris Canariensis*—g. Couch, *Triticum repens*—g. Dog, *Triticum repens*—g. Egyptian cock's foot, *Gramen crucis cyperioides*—g. Goat's, *Scorzonera*—g. Knot, *Polygonum aviculare*—g. Sweet, *Acorus Calamus*—g. Vipers', *Scorzonera*.

GRASSET, (F.) The anterior region of the thigh, bounded below by the patella.

GRASSEYEMENT (F.), *Sonus blævus*, *Rotacismus*, from (F.) *gras*, 'thick,' 'speaking thick.' According to Sauvages, a vicious pronunciation of the letter *r*. They who speak thick, like the inhabitants of Newcastle, in England, or of Havre, in France, have difficulty in pronouncing the *r*, and they frequently substitute for it the letter *l*; but this does not properly constitute *Grasseyement*. It consists in this: that, in words in which the letter *r* is joined to another consonant, a sort of *burring* or guttural rolling is heard, nearly like that produced by gargling. See Rotacism.

GRASUS, Cinabra.

GRATELLE, Psoriasis.

GRATIA DEI, *Gratiola officinalis*.

GRATIOLA CENTAURIODES, *G. officinalis*.

GRATIO'LA OFFICINA' LIS, *Digitalis minima*, *Gratia Dei*, *Gratiola Centaurioides*, *Hedge hyssop*, *Herb of Grace*. It is a native of the South of Europe. (F.) *Herbe au pauvre homme*. The plant is inodorous; taste strong, bitter, nauseous. It is possessed of anthelmintic, purgative, emetic, and diuretic properties. Dose, ten grains.

GRATTERON, *Galium aparine*.

GRATTOIR, *Raspatorium*.

GRAVATIF, Heavy.

GRAVE, Serious—g. Plant, *Datura sanguinea*.

GRAVEDO, Catarrh, *Coryza*—g. Neonatorum, Snuffles.

GRAVEL, *Lith'ia renalis arenosa*, *Lith'iasis nephrit'ica*, *L. renalis*, (F.) *Gravelle*. A disease occasioned by small concretions, similar to sand or gravel, *Gla'ra*, (F.) *Gravier*, which form in the kidneys, pass along the ureters to the bladder, and are expelled with the urine. These concretions, which are commonly composed of uric acid and an animal matter, are deposited at the bottom of the vessel, immediately after the excretion of the urine; and, by their hardness and resistance under the finger, differ considerably from the ordinary sediment of that liquid. A vegetable diet and alkaline drinks are the best prophylactics. See Calculi, Urinary. *A fit of the Gravel*, *Ne-*

phral'gia calculo'sa seu areno'sa, Col'ica nephrit'ica, is the excruciating suffering induced by the passage of gravel from the kidney to the bladder. It can only be relieved by opiates, the warm bath, &c.

When the deposit is in fine particles, it is termed *Sand, Are'na, Are'nula, Psam'ma, Psammus*.

GRAVEL GRASS, *Galium verum*.

GRAVEL, PILEOUS or HAIRY, (F.) *Gravelle pileuse*. A species of gravel containing hairs, phosphate of lime, ammoniaco-magnesian phosphate, and a little uric acid.—Magendie.

GRAVELEUX, Calculous.

GRAVELLE, Chalaza, Gravel—*g. Pileuse*, Gravel, pileous.

GRAVEOLENS, Fetid.

GRAVIDA, Pregnant.

GRAVIDITAS, Fecundation, Pregnancy—*g. Abdominalis, Pregnancy, abdominal—g. Extra-uterina, see Pregnancy—g. Extra-uterina in Ovario, Pregnancy, ovarian—g. Extra-uterina Secundaria, Metacýsis—g. Interstitialis, Pregnancy, interstitial—g. Molaris, Mole—g. Spuria, Pregnancy, false—g. Tubaria, Salpingocýsis—g. Uteri substantiæ, Pregnancy, interstitial—g. Uterina, Pregnancy.*

GRAVIER, Gravel.

GRAVIMETER, Areometer.

GRAVIS, Heavy.

GRAVITY, SPECIFIC, *Gravitas specific'a, (F.) Pesanteur spécifique*. The relation between the weight of a body and its bulk; thus, supposing four bodies to be of the same size, but which weigh, one four, another three, another two, and the fourth one; the specific gravity of the first, will be four times greater than that of the last. The specific gravities of different bodies are, therefore, as the weights, bulk for bulk. For solids, and liquids, water is taken as the unit; atmospheric air for the gases. Thus, water is 1,000; mercury at the common temperature, 13.58. Whence, we conclude mercury is between thirteen and fourteen times heavier than water.

GRAY MATTER OF THE BRAIN, *Cortex cerebri*.

GREASE, BARROW'S, *Adeps suilla—g. Goose, Adeps anserina—g. Molten, Gras-fondure*.

GREENHEART, see Bebeeru.

GREENHOW'S TINCTURE FOR THE TEETH, *Spiritus armoracæ compositus*.

GREEN SICKNESS, Chlorosis.

GREENWEED, *Genista tinctoria*.

GRÈLE (F.), *Grac'ilis*, 'long and thin.' This epithet is given by the French to various parts, as the

Apophyse Grêle du Marteau, the slender *apophysis* or process of the malleus, a long process situate at the anterior part of the neck of the malleus, which passes out by the fissure of Glaserius. It is also called the *Apophysis of Rau*, although it was already known to Fabricius ab Aquapendente and to Cæcilus Folius.

GRÈLE, Chalaza—*g. Interne de la cuisse*, Gracilis.

GRÊMIL OFFICINALE, *Lithospermum officinale*.

GREMIUM, Vulva.

GRENADE, Influenza.

GRENADIER, *Punica granatum*.

GRENADIN, see *Punica granatum*.

GRÈNIERS, *Vesiculæ seminales*.

GRENOUILLE, *Rana esculenta*.

GRENOUILLETTE, *Ranula*.

GRÉOULX, MINERAL WATERS OF. Sulphuretted springs in the department of Basses-Alpes, France.

GRESSURA, *Perinæum*.

GRESSUS, Walking.

GREVEURE, *Hernia*.

GRIELUM, *Apium petroselinum, Smyrnum olusatrum*.

GRINCEMENT DES DENTS, *Brygmus*.

GRINDERS, Molar teeth—*g. Asthma, see Asthma, grinders—g. Rot. Asthma, grinders'*.

GRIPES, *Tormina, Colic*.

GRIPES, WATERY. A popular name for a dangerous form of diarrhoea, common in England, which does not differ essentially from the cholera infantum of this country.

GRIPHOSIS, *Onychogryphosis*.

GRIPPE (F.), from *gripper*; 'to gripe,' 'catch hold of.' A vulgar name for several catarrhal diseases, which have reigned epidemically; as the Influenza.

GRIPPÉ, Pinched.

GROAN, see *Suspirium*.

GROATS, German *Grutze; Grutum, Ave'na excorticata; (F.) Gruau, Oatmeal, (Yorkshire.) Oats, hulled, but unground, (Lancashire.) Hulled oats, half ground. Oats that have the hulls taken off; Grits.* When crushed, they are termed *Emiden groats*.

A decoction of these is administered as a diluent and demulcent.

GROATS, CRACOW, *Semolina*.

GROG-BLOSSOMS, *Gutta rosea*.

GROG-ROSES, *Gutta rosea*.

GROMWELL, *Lithospermum officinale*.

GROOVE, *Furrow, Sulcus, (F.) Rainure*. Icelandic, *grafa*, Sax. *graran*, to dig. A channel or gutter, in a bone or surgical instrument. See *Coulisse*.

GROOVED. Same etymon. *Sulcatus, Striatus, Canaliculatus, (F.) Cannelé* on *Canaliculé*; Canaliculated. Having a small channel or gutter.

GROS, Drachm—*g. Cou, Bronchocele*.

GROSEILLIER NOIR, *Ribes nigrum—g. Rouge, Ribes rubrum*.

GROSSE GORGE, *Bronchocele*.

GROSSESSE, Pregnancy—*g. Abdominale, Pregnancy, abdominal—g. Afetale, Pregnancy, afetal—g. Bigéminal, Pregnancy, bigeminal—g. Complexe, Pregnancy, complex—g. Composée, Pregnancy, compound—g. Contre-nature, Pregnancy, extra-uterine—g. Fausse ou apparente, Pregnancy, false—g. Fétale, Pregnancy, fetal—g. Gazo-hystérique, Pregnancy, gazo-hysteric—g. Hémato-hystérique, Pregnancy, hemato-hysteric—g. Hydro-hystérique, Pregnancy, hydro-hysteric—g. Inter-extra-utérine, Pregnancy, complex—g. Ovarienne, Pregnancy, ovarial—g. Sarco-hystérique, Pregnancy, sarco-hysteric—g. Sarcofetale, Pregnancy, sarcofetal—g. Simple, Pregnancy, solitary—g. Solitaire, Pregnancy, solitary—g. Trigéminal, Pregnancy, trigeminal—g. Triple, Pregnancy, trigeminal—g. Tubaire, Pregnancy, tubal—g. Utéro-abdominale, Pregnancy, utero-abdominal—g. Utéro-ovarienne, Pregnancy, utero-ovarian—g. Utéro-tubaire, Pregnancy, utero-tubal.*

GROSSULARIA NON SPINOSA, *Ribes nigrum*.

GROUILLEMENT D'ENTRAILLES, Borborygmus.

GROUND BERRY, *Gaultheria*—g. Holly, *Gaultheria*—g. Ivy, *Gaultheria*—g. Nut, *Arachis hypogea*, Pignut.

GROUND PINE, *Teucrium chamæpitys*—g. p. French, *Teucrium iva*.

GROUNDESEL, *Senecio*.

GROUSEBERRY, *Gaultheria*.

GROWTH, from Dutch *groeyen*, *Crescentia*, *Anaplo'sis*, *Anaptyx'is*, (F.) *Croissance*. The development of the body; particularly in the direction of its height. Also, any adventitious tissue; thus, we speak of a *morbid growth* or *formation*.

GRUAU, Groats.

GRUMEAU, Coagulum.

GRUMOUS, *Grumo'sus*, from *grumus*, 'a clot.' Clotted.

GRUMUS, Coagulum.

GRUTUM. 'Groats.' *Grutum Mil'ium*, *Mil'ium*. A hard white tubercle of the skin, resembling, in size and appearance, a millet-seed. It is confined to the face. See, also, Groats.

GRYPHUS PES. The *Grifon's foot*, (F.) *Pied de Griffon*. An instrument of which Ambrose Paré speaks, which was used for extracting moles from the uterus.

GRYPHOSIS, Onychogryphosis.

GRYPOSIS, from *γκρυσω*, 'I incurvate.' *Incurvatio*. Curvature or crookedness in general. Crookedness or incurvation of the nails. See *Onychogryphosis*.

GRYPOTES, see Grypus.

GRYPUS. One who has a crooked or aquiline nose. The condition is termed *Gry'potes*.

GUACO, *Hua'co*. The name of a plant, *Eupatorium Guaco*, described by Humboldt and Bonpland under the name *Mikania Guaco*, which grows in the valleys of Madalena, Rio-Cauca, &c., in South America. The negroes use the juice against the bites of poisonous reptiles;—both in the way of prevention and cure. It has been, of late, brought forward as a remedy in cholera.

GUAIACINE, see Guaiacum.

GUAIACUM, *G. Officinale*; *G. Americanum*, *Lignum vitæ*, *L. sanctum*, *L. benedictum*, *Palus sanctus*, *Lignum Indicum*, *Hætioglymum*, (F.) *Gayac*, *Gaiac*; *Gomme Guaiac*. The resin and wood are both used in medicine. Their odour is slightly fragrant; taste warm and bitter, of the resin more so than of the wood. The resin is concrete, brittle; colour, externally, greenish; internally grayish. Water dissolves about one-tenth; alcohol 95 parts. It is soluble, also, in *liquor potassæ* 15 parts, *liquor ammoniæ* 38 parts. The powder is whitish, but changes to green in the air. The base of the guaiacum is a peculiar resin, called *Guaiacine*.

Guaiacum is stimulant and diaphoretic; and in large doses, purgative. It is administered in chronic rheumatism, gout, cutaneous diseases, and the sequelæ of syphilis. Dose of resin, gr. v to xx.—to purge, gr. xx to xl.

GUALTHERIA, *Gaultheria*.

GUANO,—according to Tschudi, properly *Huanu*,—is formed of the excrements of different kinds of marine birds—mews, divers, sheer-breaks, &c., but especially of the *Sula varie-*

gata. It is found in enormous layers in the South American islands of the Pacific, and used as manure.

GUARANA, *Paullinia*.

GUARAPO. A fermented liquor made, in Peru, of sugarcane pulp and water. It is a very favourite beverage of the negroes.—Tschudi.

GUARD (for a bed,) *Alèse*.

GUARERBA ORBA, *Momordica elaterium*

GUAYA APPLE, *Psidium pomiferum*.

GUAYAVA, *Psidium pomiferum*.

GUBERNACULUM DENTIS, (*Gubernaculum*, 'a rudder.') A cord, which passes from the follicle of the permanent tooth along a small canal behind the alveolus of the milk tooth and becomes continuous with the gum. The gubernaculum has been supposed to direct the permanent tooth outwards. The canal has been termed *Iter dentis*.

GUBERNACULUM TESTIS, *G. t. Hunteri*, *Ligamentum suspensorium Testis*, (F.) *Gouvernail du testicule*. A triangular, fibro-cellular cord; which, in the fœtus, arises from the ramus of the ischium and the skin of the scrotum and proceeds to the posterior part of the testicle, before this organ issues from the abdomen. It is a continuation of the fascia superficialis, and, by contracting to occasion the descent of the testicle, it lengthens the fibres of the lesser oblique muscle; so as to produce the cremaster, and is itself expanded to constitute the dartos.

GUËPE, Wasp.

GUÉRISON, Cure.

GUÉRISSABLE, Curable.

GUI, Viscum album.

GUILANDINA MORINGA. A plant which affords the *Ben nut*, and the *lignum nephriticum*. It is also called *Moringa Oleifera*, *M. Zeylanica*, *Ben*, *Glans unguentaria*, *Ben Nux*, *Balanus Myrsinica*, *Sandaru coruleum*, *Oily Acorn* or *Ben nut*. It is West India nut which furnishes an oil, *Oleum Balaninum*, that does not become rancid by age, and is hence used by perfumers. It is purgative.

The wood of the Guilandina is called *Lignum Nephriticum*, and has been used in decoction, in affections of the urinary organs.

GUIMAUVE, *Althæa*—g. *Veloutte*, *Hibiscus abelmoschus*.

GULA, *Cesophagus*, Pharynx.

GULÆ IMBECILLITAS, Pharyngoplegia—g. Præcipium, Pharynx.

GULLET, *Cesophagus*.

GULOSUS, Glutton.

GUM ANIME, Anime—g. Arabic, *Acaci gummy*—g. British, *Dextrin*—g. *Butea*, *Butea frondosa*—g. Caranna, *Caranna*—g. Dragon, *Tragacantha*—g. Elastic, *Caoutchouc*—Falling away of the, *Ulatrophia*—g. Hemlock, see *Pinus Canadensis*—g. Indigenous, *Gum nostras*—g. Juniper, *Sandarac*—g. Orenbur, see *Pinus larix*—g. Red, *Strophulus*—g. Resi Gummi resina—g. Sandarach, *Sandarac*—g. Seneca, *Acaciæ gummy*—g. Senega, *Acaciæ gummi*—g. Shrinking of the, *Ulatrophia*—g. Sweet Liquidambar styraciflua—g. *Tragacantha*, *Tragacantha*—g. Tree, brown, see *Kino*—g. White *Strophulus*—g. Yellow, *Icterus infantum*.

GUM-LANCET, *Dentiscal'pium*, *Odontoglyphon*, (F.) *Déchaussoir*. An instrument for separating the gum from the cervix of the tooth

prior to extraction. It is formed much like a foam. The operation itself is called *Lancing the gums*, *Dentium scalptura*, (F.) *Déchaussement*.

GUMBOIL, Parulis.

GUMMA, (F.) *Gomme*. An elastic tumour, formed in the periosteum, occupying particularly the cranium and sternum, and produced by the syphilitic virus, when it has been long in the constitution. It is so called, because, when opened, it contains a matter like gum.

GUMMI, *Commis*, *κομμι*, (F.) *Gomme*. An immediate principle of vegetables. It is a solid uncrystallizable, inodorous substance, of a mawkish taste, unchangeable in the air, insoluble in alcohol, but soluble in water, with which it forms a mucilage. It is obtained from various species of *mimosa* and *prunus*; and consequently there are many varieties of gum. They are used in medicine as demulcents, emollients, and relaxants; particularly in catarrh, intestinal irritations, &c.; and in *Pharmacy*, they are employed in the formation of emulsions, pills, &c.

GUMMI ACACIÆ ARABICÆ, *Acaciæ gummi*—*g.* *Acanthium*, *Acaciæ gummi*—*g.* *Adstringens Fothergilli*, *Kino*—*g.* *Ammoniacum*, *Ammoniac*—*g.* *Anime*, *Anime*—*g.* *Arabicum*, *Acaciæ gummi*—*g.* *Astragali Tragacanthæ*, *Tragacantha*—*g.* *Bogia*, *Cambogia*—*g.* *Brelisis*, *Caranna*—*g.* *Gamandra*, *Cambogia*—*g.* *Gambiense*, *Kino*—*g.* *Goa*, *Cambogia*—*g.* *Gutta*, *Cambogia*—*g.* *Hedera*, see *Hedera helix*—*g.* *de Jemu*, *Cambogia*—*g.* *Juniperi*, *Sandarac*—*g.* *Lacca*, *Lacca*—*g.* *Ladanum*, see *Cistus creticus*—*g.* *Lamac*, *Acaciæ gummi*—*g.* *Leucum*, *Acaciæ gummi*.

GUMMI NOSTRAS, (F.) *Gomme du Pays*; *Indig'enus Gum*. These generic names are given to several species of gum, which flow spontaneously from certain European fruit trees,—such as the almond, cherry, peach, apricot, &c. The indigenous gums have nearly the same properties as gum Arabic, but they are inferior to it.

GUMMI PANACIS, see *Pastinaca oposita*—*g.* *ad Podagram*, *Cambogia*.

GUMMI-RESINA, *Gum-Resin*. A milky juice, obtained by making incisions into the branches, stalks and roots of certain vegetables. Gum-resins are compounds of resins, gum, essential oil, and different other vegetable matters. They are solid, opaque, brittle, of a strong odour, acrid taste, variable colour, and are heavier than water. Water dissolves a part of them, and alcohol another; hence proof spirit is the proper menstruum. The generality of the gum-resins are powerful stimulants to the whole or to parts of the economy. The chief are *asafetida*, *gum ammoniac*, *euphorbium*, *galbanum*, *camboge*, *myrrh*, *olibanum*, *opoponax*, *scammony*, *aloes*, &c.

GUMMI RUBRUM ADSTRINGENS GAMBIENSE, *Kino*, see *Butea Frondosa*—*g.* *Serapionis*, *Acaciæ gummi*—*g.* *Thebaicum*, *Acaciæ gummi*—*g.* *Tragacantha*, *Tragacantha*.

GUMMIDODES, Mucilaginous.

GUMMIODES, Mucilaginous.

GUMMOSUS, Mucilaginous.

GUMS, *Gingivæ*.

GUNJAH, *Gunjah*. The dried hemp plant, which has flowered, and from which the resin has not been removed. It yields to alcohol 20 per cent. of a resinous extract, composed of the resin—*churru*, and green colouring mat-

ter. The Gunjah is used for smoking. The larger leaves and capsules, without the stalks, constitute *Sidhee*, *Subjee* or *Bang*, which is used to form with water an intoxicating drink. See *Bangue*.

GURGITELLO, MINERAL WATERS OF. A thermal spring in the isle of Ischia. Temp. at its source, 176° Fah. It contains carbonic acid, carbonates of lime, magnesia, iron and soda, sulphates of lime and soda, chloride of sodium and silica.

GURGLING. 'Gushing with noise,' as water from a bottle. (F.) *Gargouillement*, same etymon as *gargle*. The rhonchus or *râle* heard on auscultation when there is a cavity in the lungs containing pus. It is the 'cavernous rattle,' *Râle cavernoux*. If the cavern be large, this *râle* will nearly resemble the gurgling of a bottle (*glouglou d'une bouteille*); if, on the contrary, the cavern be small, it will not differ from the *râle muqueux*.

GURGULIO, *Penis*, *Uvula*.

GUSTATIF, (*Nerf*), see *Lingual nerve*.

GUSTATION, *Degustation*, *Taste*.

GUSTATORY NERVE, see *Lingual Nerve*.

GUSTUS, *Taste*—*g.* *Depravatus*, *Parageustia*.

GUT, *Intestine*—*g.* *Blind. Cæcum*.

GUTS, *SLIPPERINESS OF THE*, *Lientery*.

GUTTA, *Apoplexy*, *Cambogia*, *Gout*—*g.* *Gamandra*, *Cambogia*—*g.* *Gamba*, *Cambogia*—*g.* *Opaca*, *Cataract*.

GUTTA. A *Drop*, *Stalagma*, *Aluu'sel*, *Stilla*, (F.) *Goutte*. A quantity of liquid, generally valued, in pharmacy, at the weight of a grain. It is clear, however, that the weight must vary according to the nature of the liquid:—a drop of ether, cannot weigh as much as one of sulphuric acid. The form of the mouth of the phial likewise alters the size of the drop. These and other circumstances have induced the London College to institute the *minim*, which is the sixtieth part of a fluidrachm. See *Minim*.

GUTTA PERCHA. The concrete juice of a tree, which is indigenous in Singapore and its vicinity, and belongs to the natural order *Sapotacæ*. Plunged in boiling water it softens when it may be moulded like caoutchouc to any form, which it retains on cooling. Splints have been made of it.

GUTTA ROSACEA SYPHILITICA, *Crown of Venus*.

GUTTA ROSEA, *Gutta Rosa'cea*, *Ion'thus corymbifer*, *Crusta serpigino'sa*, *C. pruriginosa*, *Acnè rosacea*, *Ros'cola acno'sa*, *Thylacii'tis*, *Bacchia*, *Butiga*, *Carbuncled Face*, *Rosy Drop* or *Whellè*, *Copper-nose*, *Bottle-nose*, *Grog-blossoms*, *Grog-roses*, (F.) *Couperose*, *Goutte Rose*, *Bourgeons*, *Dartre pustuleuse couperose*. An eruption of small, suppurating tubercles, with shining redness, and an irregular granular appearance of the skin of the part of the face which is affected. The redness commonly appears first at the end of the nose, and then spreads on both sides. It is often produced by hard drinking. Its cure must be attempted by regular regimen, and cooling means internally: weak spirituous or saturnine lotions externally. The affection is usually very obstinate.

GUTTA SERENA, *Amaurosis*.

GUTTÆ ABBATIS ROUSSEAU, *Ladanum abbatiss Rousseau*—*g.* *Ammoniaci*, see *Am-*

moniac gum—g. Acidæ tonicæ, Elixir acidum Halleri—g. Nervinæ, Alcohol sulfurico-æthereus ferri.

GUTTÆ NIGRÆ, *Acetum o'pii*, Common Black Drop. (*Opii* ʒviii. *aceti destillat.* ℥ij, Infuse.) It is milder than the tincture of opium.—Gray.

The celebrated *Black Drop*, *Lan'caster* or *Quaker's Black Drop*, may be made as follows: take half a pound of opium sliced; three pints of good *verjuice*, (juice of the wild crab,) one and a half ounce of nutmegs, and half an ounce of saffron. Boil to a proper thickness and add a quarter of a pound of sugar, and two spoonfuls of yeast. Set the whole in a warm place, near the fire, for six or eight weeks; then place it in the open air until it becomes a syrup. Lastly, decant, filter, and bottle it up, adding a little sugar to each bottle. One drop is equal to three of laudanum; and it is nearly devoid of all the unpleasant exciting effects of the latter.

GUTTALIS CARTILAGO, Arytenoid Cartilage.

GUTTERIA, Bronchocele.

GUTTUR. The throat; the larynx; the trachea.

GUTTUR GLOBOSUM, Bronchocele—g. Tumidum, Bronchocele.

GUTTURAL, *Gutturalis*, from *guttur*, 'the throat.' Relating or belonging to the throat.

The *Superior Thyroideal Artery* is sometimes called *Guttural Artery*.

A *Guttural Cough* is one occasioned by irritation of the larynx or trachea.

A *Guttural Sound* is one produced, as it were, in the throat.

GUTTURIS OS, Hyoides os.

GUTTURNIA, Arytenoid cartilages.

GYMNA, Genital organs.

GYMNASION, Exercise.

GYMNASIUM, from *γυμνος*, 'naked.' *Palaestra*. An establishment amongst the ancients, intended for bodily exercises, as wrestling, running, &c.

GYMNAST, *Gymnas'tes*, *Gymnas'ta*; same etymon. The manager of a gymnasium. One, whose profession it is to prevent or cure diseases by gymnastics.

GYMNAS'TICS, *Gymnas'tica*, *Medicina gymnastica* seu *eue'tica*, *Somaest'ics*. Same etymon. That part of hygienic medicine which treats of bodily exercises. It is called *Medical Gymnastics*. The ancients had also *Athlet'ic Gymnastics*, and *Military Gymnastics*. Herodicus, of Selivrae, first proposed gymnastics for the cure of disease.

GYMNODO'DUS CANADENSIS, *Coffee Tree*, *Mahogany*, *Nickur Tree*, *Bondue*. An in-

digenous tree, which grows from Ohio to Louisiana, the leaves of which are cathartic and said to contain cytisin. The seeds are good substitutes for coffee.

GYMNOSIS, Denudation.

GYNÆ/CANER, from *γυνή*, 'a woman,' and *ανηρ*, 'a man.' *Vir effeminatus*. An effeminate man.

GYNÆCEA, Gynæceia.

GYNÆCEI'A, *Gynæci'a*, *Gynæce'a*, from *γυνή*, 'a woman.' The catamenia;—the lochia. The diseases of women in general.—Hippocrates, Galen, Foësius.

GYNÆCEUM, Antimonium, Vulva.

GYNÆCEUS, from *γυνή*, 'a woman.' Belonging to women. Female. Feminine.

GYNÆCIA, Gynæceia, Menses.

GYNÆCOLOGI'A, *Gynecology*, from *γυνή*, 'a woman,' and *λογος*, 'a description.' The doctrine of the nature, diseases, &c. of women.

GYNÆCOMANIA, from *γυνή*, 'woman,' and *μανια*, 'mania,' 'rage.' That species of insanity, which arises from love for women. Some have used the word synonymously with nymphomania.

GYNÆCOMAS'TUS, *Gynæcomas'thus*, from *γυνή*, 'woman,' and *μαστος*, 'a breast.' A man whose breasts are as large as those of a woman.—Galen, Ingrassias.

A considerable enlargement of the breasts of a female was formerly called *Gynæcomas'ton*.

GYNÆCOMYS'TAX, from *γυνή*, 'woman,' and *μυσταξ*, 'the beard.' The hair on the pubes of women.—Rolfink.

GYNÆCOPHONUS, from *γυνή*, 'a woman,' and *φωνη*, 'voice.' A man who has an effeminate voice.

GYNANDRIA, Hermaphrodeity.

GYNANDRUS, Gynanthropus.

GYNANTHROPUS, *Gynan'drus*. An hermaphrodite who belongs more to the male than to the female sex.

GYNATRE'SIA, from *γυνή*, 'a woman,' and *ατρατος*, 'imperfurate.' Closure or imperforation of the external parts of generation of the female.

GYNE, Female.

GYNECOLOGY, Gynæcologia.

GYNIDA, Hermaphrodite.

GYNOARIUM, Ovarium.

GYPSY-WEED, *Lycopus Virginicus*.

GYRI CEREBRI, Anfractuosities (cerebral Convulsions (cerebral).—g. Cochleæ, Scalæ the Cochlea.

GYROMIA VIRGINICA, *Medeola Virginica*

GYROPHLE, see *Eugenia caryophyllata*.

GYROPHORA, see *Trips de Roche*.

GYRUS, Anfractuosity, Convolution.

H.

HAB-EL-KALIMBAT, *Pistacia terebinthus*.
HABEN'A. A *Bridle*, *Tel'amon*. A bandage for uniting the lips of wounds; which, in many instances, replaced the suture.—Galen.

HABENÆ OF THE PINEAL GLAND, see *Pineal gland*.

HABIL'LA DE CARTHAGE'NA, *Bejuco*, *Carthage'na Bean*, (F.) *Fève de Carthagène*.

A kind of bean of South America, famed as an effectual antidote for the poison of all serpents if a small quantity be eaten immediately.

HABIT, *Habitudo*, from *habere*, 'to have to hold;' *Assuetudo*, *Mos*, *Usus*, *Consuetudo*, *Ethos*, *ἔθις*, *Hexis*, *Ethmos'ynē*, (F.) *Habitudo*, *Accoutumance*. Habit is the aptitude for repeating certain acts:—or, a facility, which is

sults from the frequent repetition of the same act. It is, according to vulgar expression, 'a second nature.' Habit may predispose to certain diseases, or it may protect us against them. It ought not to be lost sight of, in attending to the progress of disease, or its treatment.

HABIT OF BODY, Constitutio, Habitus, Habitus Corporis, Catas'tasis, Hæsis, Epiphani'a, (F.) Habitude extérieure, Habitude du corps. The aggregate of the physical qualities of the human body.

HABITUDE, Habit—h. du Corps, Habit of body—h. Extérieure, Habit of body.

HABITUDO, Habit.

HABITUS, Habit of body—h. Apoplecticus, Apoplectic habit—h. Corporis, Habit of body.

HACHISCH, Banguæ.

HÆMA, 'αἷμα, 'αἱματος, 'blood.'

HÆMACHROINE, Hæmatine.

HÆMACHRO'SES, ((G.) Hamachrosen,) from 'αἷμα, 'blood,' and χρωσις, 'coloration.' A family of diseases in which the blood has its colour different from usual, as in purpura and cyanosis.—Fuchs.

HÆMACY'ANIN, from 'αἷμα, 'blood,' and κίανος, 'blue.' A blue colouring matter, detected by Sanson in healthy blood, and in bile by some chemists, but not by others.

HÆMADON'OSUS, from 'αἷμα, 'blood,' and νοσος, 'a disease.' Hamatangi'on'osus, Hæmatangi'on'u'sus, Hæmatangi'o'sis. Disease of the blood-vessels.

HÆMADOSTO'SIS, from 'αἷμα, 'blood,' and οστωσκ, 'a bony tumour.' Ossification of the blood-vessels.

HÆMADYNAMETER, Hæmadynsmometer.

HÆMADYNAMOMETER, Hæmadynamometer; from 'αἷμα, 'blood,' δυναμις, 'power,' and μέτρον, 'a measure.' An instrument for measuring the force of the blood in the vessels. It consists of a bent glass tube, the lower bent part of which is filled with mercury. A brass head is fitted into the artery, and a little of a solution of soda is interposed between the mercury and the blood, which is allowed to enter the tube for the purpose of preventing its coagulation. The pressure of the blood on the mercury in the descending portion of the bent tube causes the metal to rise in the ascending portion; and the degree to which it rises indicates the pressure under which the blood moves.

HÆMAGASTRIC PESTILENCE, Fever, yellow.

HÆMAGOGUM, Pæonia.

HÆMAGO'GUS, from 'αἷμα, 'blood,' and ἀγω, 'I drive off.' A medicine which promotes the menstrual and hemorrhoidal discharges.

HÆMALO'PIA, Hæmophthalmia, Hæmalopis.

HÆMALOPIS, Hæmophthalmia.

HÆMALOPS, Hæmophthalmia.

HÆMAPERITONIRRHAG'IA, (F.) Hæmaperitonorrhagie; from 'αἷμα, 'blood,' περιτοναίον, 'peritoneum,' and ῥαγη, 'a violent rupture.' An exhalation of blood into the peritoneum.

HÆMAPHÆ'IN, Hæmatophæ'um, Hæmophæ'um, from 'αἷμα, 'blood,' and φαίος, 'of a dusky colour.' A term applied by Simon to the brown colouring matter of the blood, supposed by some to be nothing more than hæmatin modified by an alkali.

HÆMAPH'OBUS, Hæmoph'obus, from 'αἷμα,

'blood,' and ὄβος, 'dread.' One who has a dread of blood—who cannot look at it without fainting.

HÆMAPOR'IA, Hæmatapor'ia, Hæmatopor'ia, Oligohæ'mia, Oligæ'mia, from 'αἷμα, 'blood,' and ἀπορος, 'poor.' Paucity of blood. See Anæmia.

HÆMAPTYSIS, Hæmoptysis.

HÆMAS, 'αἷμα, gen. 'αἱματος. A blood-vessel.

HÆMASTATICA, Hæmatostatica.

HÆMASTAT'ICE, from 'αἷμα, 'blood,' and ἵστημι, 'I remain,' 'reside.' A science, which treats of the strength of the blood-vessels; Hymastat'ics.

HÆMATANGIONOSUS, Hæmadonosus.

HÆMATANGIOSIS, Hæmadonosus.

HÆMATAPORIA, Hæmaporia.

HÆMATAPORRHOSIS, Cholera.

HÆMATEC'LYSIS, Hæmoteæ'ia, Hæmoteæ'is, Hæmatosep'sis, San'guinis dissolu'tio. Dissolution of the blood.

HÆMATELÆUM, see Blood.

HÆMATEM'ESIS, from 'αἷμα, 'blood,' and εμεω, 'I vomit.' Vomitus cruentus, Hæmorrhæ'gia Hæmatem'esis, Vomitus seu Vomit'io San'guinis, Gastrorrhæ'gia, Gastro-hæmorrhag'ia, Hæmorrhag'ia ventriculi, Hæmorrhæ'a ventriculi, Vomiting of Blood, (F.) Hæmatémèse, Vomissement de sang. Hæmatemesis is generally preceded by a feeling of oppression, weight; and dull or pungent pain in the epigastric, and in the hypochondriac regions; by anxiety, and, occasionally, by syncope. Blood is then passed by vomiting, and sometimes, also, by stool,—the blood being generally of a grumous aspect. Hæmatemesis may be active or passive; acute or chronic. The blood effused proceeds, almost always, from a sanguineous exhalation at the surface of the mucous membrane of the stomach. It is often observed in females, whose menstrual secretion is irregularly performed. It is not of much danger, except when connected with disease of some of the solid viscera of the abdomen. On dissection of those who have died from protracted hæmatemesis,—for the acute kind is comparatively devoid of danger,—the mucous membrane of the stomach is found red and inflamed, or black, and the vessels considerably dilated. Complete abstinence from food; rest; the horizontal posture; bleeding, if the hemorrhage be active; cold, acidulous drinks, &c., constitute the usual treatment.

HÆMATENCEPHALUM, Apoplexy.

HÆMATEPAGOGÉ, Congestion.

HÆMATERA, Hepatirrhæa.

HÆMATERUS, Sanguine.

HÆMATERYTHRUM, Hæmatin.

HÆMATEXOSTOSIS, Osteosarcoma.

HÆMATHIDROSIS, Sudor cruentus.

HÆMATHORAX, Hæmatothorax.

HÆMATIASIS, Hæmatonosus.

HÆMAT'ICA, from 'αἷμα, 'blood.' Diseases of the sanguineous function:—the third class in the nosology of Good.

HÆMATICA DOCTRINA, Hæmatology.

HÆMATICUS, Sanguine.

HÆMATIDROSIS, Sudor cruentus.

HÆMATIN, Hæmat'ina, Hæmatine, Hæmatosin, Hæmatosine, Hæmater'ythrum, Hæmerythrum, Zohem'atin, Hæmachro'in, Cru'orin, Rubrin, Glob'ulin of some; from 'αἷμα, 'blood.'

The red colouring principle of the blood. It resides in distinct particles or globules of the blood, and, in the opinion of some observers, in the envelope of the globules. It appears to be of a peculiar character, and one that has not yet been determined by the chemist. That the colour of the blood is not owing to the peroxide of iron which it contains is shown by the fact mentioned by Scherer, that he removed the iron by acids, and yet a deep red tincture was formed when alcohol was added to the residuum.

HÆMATINUS, Sanguineus.

HÆMATISCHESIS, *Hæmis'chesis*, *Hæmocyph'ia*, from 'αἷμα, 'blood,' and ἰσχεῖν, 'to suppress.' The retention or suppression of a natural or artificial flow of blood.

HÆMATISMUS, Epistaxis, Hæmorrhagia.

HÆMATISTH'MUS, from 'αἷμα, 'blood,' and ἰσθμὸς, 'pharynx.' Hemorrhage into the pharynx.

HÆMATITES, *Hæmatitis*, from 'αἷμα, 'blood.' Resembling blood. *Lapis Hæmatites*. A beautiful ore of iron, called also, *Bloodstone*, *O'chrea rubra*, *Oxydum fer'ricum crystallizatum nativum*, *Ferrum Hæmatites*. When finely levigated, and freed from the grosser parts, by frequent washings with water, it has been long recommended in hemorrhage, fluxes, uterine obstructions, &c., in doses of from one scruple to three or four. Also, a vessel that contains blood, 'αἱματῖτις φλεψ.

HÆMATMUS, *Gaz sanguinis*.

HÆMATOCATHARTICA, from 'αἷμα, 'blood,' and καθαίρειν, 'purification or purgation.' Remedies for purifying the blood.

HÆMATOCELE, from 'αἷμα, 'blood,' and κηλη, 'tumour.' A tumour formed by blood. By some, this term has been applied to a tumour formed by blood, effused into the cellular texture of the scrotum. Others have used it for tumours arising from effusion of blood into the tunica vaginalis:—hæmatocele, according to them, differing from hydrocele, only in the character of the effusion.—Heister. Others, again, have applied it to effusions of blood into the interior of the tunica albuginea itself.—Richter. The first is the usual acceptation. It is most commonly caused by wounds or contusions; and requires the use of antiphlogistics, discutients, &c. Sometimes it is necessary to evacuate the effused blood.

HÆMATOCELE ARTERIOSA, Aneurism.

HÆMATO-CEREBRIFORM DISEASE, Encephaloid.

HÆMATOCHE'ZIA, from 'αἷμα, 'blood,' and χεῖν, 'I go to stool.' *Sedes cruentæ, Catarrhæcis vera, Enterorrhag'ia simplex, Diarrhæa cruentæ seu sanguinolenta, Hæmatodiarrhæa, Hæmorrhag'ia intestino'rum, Entero-hæmorrhag'ia*, (F.) *Hémorrhagie des intestins, Écoulement de sang par l'Intestin*. Discharge of blood by stool. See Melæna.

HÆMATOCHYSIS, Hæmorrhagia.

HÆMATOCE'LIA, from 'αἷμα, 'blood,' and κοιλία, 'the cavity of the abdomen.' Effusion of blood into the abdomen.

HÆMATOCOL'PUS, from 'αἷμα, 'blood,' and κόλιπος, 'vagina.' Effusion of blood into the vagina. Accumulation of blood owing to occlusion of the vagina.

HÆMATOCYANOSIS, Cyanopathy.

HÆMATOCYSTE, Hæmatoma saccatum.

HÆMATOCYSTIS, from 'αἷμα, 'blood,' and κύστις, 'bladder.' Hemorrhage into the bladder.

HÆMATO'DES, *Hæmato'des*, *Sanguin'eu Hæmatoid*, *Hæmatoid*, from 'αἷμα, 'blood,' and εἶδος, 'appearance.' That which contains blood or has the character of blood.

HÆMATODES FUNGUS, *Hæmatomy'ces*, *Fungus canerosus hæmato'des*, *Mela'na fungo'sa canero'des*, *Angidiospon'gus*, *Angiomy'ces*, *Hæmatospon'gus*, *Tumor fungo'sus sanguin'eus seu anom'alus*, *Spon'goid inflammation*, *Pulpy Medullary Sarco'ma*, *Carcino'ma Hæmato'de Carcino'ma Spon'giosum*, *Bleeding Fungus Soft Cancer*, (F.) *Carcinome sanglante, Hémotonicie fongoi'de*. An extremely alarming, cancerous affection, which was first described with accuracy, by Mr. John Burns, of Glasgow. It consists in the development of cancerous tumours, in which the inflammation is accompanied with violent heat and pain, and with furious and bleeding excrescences. Even when the diseased part is extirpated, at a very early period, recovery rarely follows: other organs being generally implicated at the same time. Fungus hæmatodes was the term first applied to the disease by Mr. Hey of Leeds. Mr. Burns called it *Spon'goid inflammation*, from the spongy, elastic feel, which peculiarly characterizes it, and continues even after ulceration has taken place. The disease has, most frequently, been met with in the eyeball, the upper and lower extremities, testicle and mamma: but it occurs in the uterus, ovary, liver, spleen, brain, lungs, thyroid gland, and in the hip and shoulder-joint.

Some French surgeons designate, by this name, those tumours which were formerly termed *anormales*, *cavernenses*, *variqueuses* called *Erectiles* by Dupuytren, *Hématomies* by Alibert, *Telangiectasia* by Græfe.

HÆMATODIARRHÆA, Hæmatochezia.

HÆMATOGASTER, from 'αἷμα, 'blood,' and γαστήρ, 'stomach.' Effusion of blood into the stomach.

HÆMATOGLOBULIN, see Globules of the blood.

HÆMATOGRA'PHIA, *Hæmatog'raphy* from 'αἷμα, 'blood,' and γραφή, 'a description.' A description of the blood.

HÆMATOID, Hæmatodes.

HÆMATOL'OGY, *Hæmatol'ogy*, *Hæmatolog'ia*, *Hæmat'ica doctri'na*, (F.) *Hématologie* from 'αἷμα, 'blood,' and λόγος, 'a discourse.' That part of medicine which treats of the blood.

HÆMATOLOGY, PATHOLOGICAL, (F.) *Hématologie pathologique*. Observation of the blood to detect its varying characters in disease.

HÆMATOL'YSES, ((G.) *Hæmatolysen*, from 'αἷμα, 'blood,' and λυσις, 'solution.' A order of diseases in which there is diminished coagulability of the blood.—Fuchs.

HÆMATO'MA, *Thrombus*, *Tumor sanguin'eus*. A bloody tumour, especially of the scalp of the new-born.

HÆMATO'MA SACCA'TUM. An encysted tumour containing blood—*Hæmatocyst'e*.

HÆMATOMANTI'A, from 'αἷμα, 'blood,' and μαντεία, 'divination.' Judgment of disease from the appearance of the blood.

HÆMATOMATRA, Metrorrhagia.

HÆMATOMETACHYSIS, *Transfusio sanguinis*.

HÆMATOMETRA, Metrorrhagia.
HÆMATOMMA, Hæmophthalmia.
HÆMATOMPHALOCÆ/LE, *Hæmatomphalum*, *Hæmatomphalus*, from 'αἷμα, 'blood,' ομφαλός, 'the navel,' and κηλή, 'a tumour.' Umbilical hernia, the sac of which encloses a bloody serum; or which has, at its surface, a number of varicose veins; constituting *Varietomphalus*.

HÆMATOMPHALUM, *Hæmatomphalocæle*.

HÆMATOMYCES, *Hæmatodes fungus*.

HÆMATONCUS, (F.) *Hæmatoncis*, from 'αἷμα, 'blood,' and σκός, 'a tumour.' Alibert has given this name to the *Nævi mater'ni*, *Varietose tumours*. He admits three varieties:—the *H. fungoides*, *H. frambosée*, and *H. tubéreuse*.

HÆMATONOSUS; *Hæmatosis*, *Hæmatopathia*, *Hæmopathia*, from 'αἷμα, 'blood,' and νόσος, 'disease.' A disease of the blood.

HÆMATOPATHIA, *Hæmatonosis*.

HÆMATOPEDESIS, see *Diapedesis*.

HÆMATOPERICARDIUM, from 'αἷμα, 'blood,' and περίκαρδιον, 'pericardium.' Effusion of blood into the pericardium.

HÆMATOPHILIA, *Hæmaphæin*.

HÆMATOPHILIA, *Hæmophil'ia*, *Hæmorrhophil'ia*, *Idiosyncrasia hæmorrhag'ica*, from 'αἷμα, 'blood,' and φίλω, 'I love.' A hemorrhagic diathesis.

HÆMATOPHLEBESTASIS. Sudden suppression of a hemorrhage;—from στασις 'αἵματος φλεβῶν, 'suppression of the blood of the veins.'—Galen.

HÆMATOPHOBIA, *Hæmophob'ia*, from 'αἷμα, 'blood,' and φόβος, 'dread.' Dread or horror at the sight of blood, producing syncope, &c.

HÆMATOPHTHALMIA, *Hæmophthalmia*.

HÆMATOPHTHORES, (G.) *Hæmatophthoresin*; from 'αἷμα, 'blood,' and φθορά, 'corruption.' An order of diseases in the classification of Fuchs, in which the blood is materially altered in its composition, as in typhus.

HÆMATOPISIS, (F.) *Hæmatopisie*. M. Capuron, of Paris, has applied the term *Hæmatopisie utérine*, from analogy with *Hydropisie utérine*, to a collection of blood which sometimes takes place in the uterus, when, owing to faulty conformation, the exit of the menstrual flux is prevented.

HÆMATOPLANIA, *Hæmatoplane'sis*, from 'αἷμα, 'blood,' and πλανη, 'wandering.' A vicarious hemorrhage.

HÆMATOPLANIA MENSTRUALIS, *Menstruation*, vicarious.

HÆMATOPLETHORA, *Plethora*.

HÆMATOPOEIA, *Hæmatopoetica*.

HÆMATOPOESIS, *Hæmatopoeia*.

HÆMATOPOETICA, *Hæmatopoe'ia*, from 'αἷμα, 'blood,' and ποίω, 'I make.' Agents that favour hæmatosis. Iron was called by the ancients *metal'ium hæmatopoe'ticum*.

HÆMATOPOIESIS, *Hæmatosis*.

HÆMATOPORIA, *Hæmaporia*.

HÆMATOPS, *Hæmophthalmia*.

HÆMATOPSIA, *Hæmophthalmia*.

HÆMATOPTYSIA, *Hæmoptysis*.

HÆMATOPTYSIS, *Hæmoptysis*.

HÆMATORRHACHIS, *Apoplexia myeliticæ*.

HÆMATORRHAGIA, *Hæmorrhagia*.

HÆMATORRHŒA, *Hæmorrhagia*.

HÆMATORRHOSIS, *Cholera*.

HÆMATORRHYSIS, *Hæmorrhagia*.

HÆMATOSCHEOCÆ/LE, *Hæmoscheocæ'le*, *Hæmatoscheum*, from 'αἷμα, 'blood,' σχίζω, 'serotum,' and κηλή, 'rupture.' Effusion of blood into the serotum.

HÆMATOSCHEUM, *Hæmatoscheocæle*.

HÆMATOSCOPIA, *Hæmatoscop'ia*, *Hæmorrhæscopie*, from 'αἷμα, 'αἵματος, 'blood,' and σκοπέω, 'I view.' An examination of blood drawn.

HÆMATOSEPSIS, *Hæmateclysis*.

HÆMATOSIN, *Hæmatin*.

HÆMATOSIS, *E hæmato'sis*, *Enhæmato'sis*, *Hæmatopoe'is*, *Hæmatopoe'is*, *Procrætitia sanguinis*; *Decarbonization*, *Atmospherization of the blood*; *Sanguification*; from 'αἷμα, 'blood.' The transformation of the venous blood and chyle into arterial blood by respiration. Called, also, *Aëration*, *Arterialization of the blood*. Formation of blood in general.

HÆMATOSPILIA, *Purpura hæmorrhagica*.

HÆMATOSPONGUS, *Hæmatodes fungus*.

HÆMATOSTATICA, from 'αἷμα, 'blood,' and στατική, 'statics.' *Ischæ'mia*, *Hæmastat'ica*, *Hæmatostatics*, *Hæmastatics*, *Ena'ma*, *Hæmatostatics*, *Hæmastatics*, *Hæmostatics*. The doctrine of the motion of the blood in living bodies. Also, remedies for stopping blood.—*Catastatica*.

HÆMATOSTEON, from 'αἷμα, 'blood,' and στέον, 'a bone.' Effusion of blood into the bones or joints.

HÆMATOSYMPHORESIS, *Congestion*.

HÆMATOSYNAGOGE, *Congestion*.

HÆMATOTELANGIOSIS, *Telangiectasia*.

HÆMATOTIS, *Hæmat'us*, from 'αἷμα, 'blood,' and τις, gen. ωτις, 'the ear.' Effusion of blood into the inner ear.

HÆMATOTHO'RAX, *Hæmatho'rax*, *Hæmoph'ysis inter'na*, *Pleurorrhœ'a sanguin'ea*, *Pneumorrhœ'gia inter'na*, *Hæmorrhag'ic Pleurisy*, from 'αἷμα, 'blood,' and θώραξ, 'the chest.' Extravasation of blood into the chest.

HÆMATOKYLON CAMPECHIANUM, *Acacia Zeylon'ica*, *Logwood*. The part of the tree, used in medicine, is the wood, *Hæmatok'yl'ic Lignum*, *Lignum Campechen'se*, *L. Campechia'num*, *L. Campechanum*, *L. Indicum*, *L. Sappan*, *L. Brasilia'num rubrum*, *L. caruleum*, (F.) *Bois de Campêche*. Family, Leguminosæ. *Sez. Syst.* Decandria Monogynia. Logwood is almost inodorous; of a sweetish, subastringent, taste; and deep red colour. Its virtues are extracted both by water and alcohol. It is astringent and tonic, and is used in the protracted stage of diarrhœa and dysentery.

HÆMATURESIS, *Hæmaturia*.

HÆMATURIA, *Hæmatu're'sis*, from 'αἷμα, 'blood,' and ούρω, 'I make urine.' Voiding of blood by urine. *Hæmorrhœ'gia hæmatu'ria*, *H. ex viris urinariis*, *Hæmuru'ris*, *Hæmu'ria*, *Mictio cruent'a*, *M. Sanguin'ea*, *Mictus Cruent'us seu Sanguineus*, *Hæmorrhœ'a viarum urinariarum*, *Sanguis in Ur'ina*, *Bloody urine*, (F.) *Pisement de sang*, *Hæmaturie*. Hemorrhage from the mucous membrane of the urinary passages. Like other hemorrhages, it may be active or passive. It may proceed from the kidneys, bladder, or urethra. The essential symptoms are;—blood, evacuated by the urethra; preceded by pain in the region of the bladder or kidneys, and accompanied by faintness. Whencesoever it proceeds, hæmaturia always takes place by

exhalation. Rupture of vessels is by no means common in the mucous membranes. *Active hæmaturia* requires general or local blood letting; diluent and cooling drinks; absolute rest, and the horizontal posture. The *chronic* kind is more troublesome. It requires acidulated or aluminous drinks; chalybeates and tonics in general. When hæmaturia is excessive, cold injections may be thrown into the rectum or into the vagina of women, and topical applications be made to the perinæum.

HÆMATURIA CYSTICA, Cystorrhagia—h. Ejaculatoria, Spermatozystidorrhagia—h. Seminalis, Spermatozystidorrhagia—h. Stillatitia, Urethrorrhagia.

HÆMATUS, Hæmatosis.

HÆMAXIS, Blood-letting.

HÆMENCEPHALUS, Apoplexy.

HÆMERYTHRUM, Hæmatin.

HÆMIDROSIS, see Diapedesis.

HÆMISCHESES, Hæmischesis.

HÆMITIS, from *αἷμα*, 'blood,' and *itis*, a suffix denoting inflammation. Inflammation of the blood. (F.) *Hémite*. The alteration of the blood, which occurs in inflammatory diseases.—Piorry.

HÆMO-ARTHRITIS, Rheumatism, (acute.)

HÆMOCARDIORRHAG'IA, *Apoplex'ia cordis*, *Apoplexy of the heart*, from *αἷμα*, 'blood,' *καρδία*, 'the heart,' and *εἰργνυμι*, 'I break forth.' Effusion of blood into the substance of the heart.

HÆMOCERCHNOS. This term has received two acceptations, owing to the different senses in which *κεγχνος* is employed; signifying, sometimes, *hissing*; at others, *dry*. Consequently, the hellenists have translated the compound word, at times, by spitting of blood, with hissing in the throat; at others, by evacuation of dry matters.

HÆMOCRYPHIA, Hæmatischesis.

HÆMODES, Sanguine.

HÆMO'DIA, *Hæmodias'mus*, *Hemo'dia*, *Hebetudo* seu *Stupor Dentium*, from *αἰμωδία*, 'I stupify.' Pain of the teeth,—and more especially *Agacement*, or the setting on edge of those bodies by acid or acerb substances. It is also called *Odont'ia Stupor'is*, *Odontal'gia hæmo'dia*, *Dolor dentium à strido'rē*, *Cataplex'is*, *Odontamblyog'mus*, *Odonthyperæsthes'is*, *Tooth-edge*.

HÆMODIASMUS, Hæmodia.

HÆMOIDES, Sanguine.

HÆMOPATHIA, Hæmatonosus.

HÆMOPERICARDIUM, *Pericarditis exsudato'ria*, from *αἷμα*, 'blood,' and *pericardium*. Effusion of blood into the pericardium.

HÆMOPERITONÆUM, from *αἷμα*, 'blood,' and *περιτοναίον*, 'peritoneum.' Effusion of blood into the peritoneum.

HÆMOPEXIAE, (G.) *Hæmopexien*, from *αἷμα*, 'blood,' and *πηξις*, 'coagulation.' An order of diseases in which there is increased coagulability of the blood.—*Hyperino'sis sanguinis*.—Fuchs.

HÆMOPHEUM, Hæmaphein.

HÆMOPHILIA, Hæmatophilia.

HÆMOPHOBIA, Hæmatophobia.

HÆMOPHTHAL'MIA, *Hæmatophthal'mia*, *Hæmatop'sia*, from *αἷμα*, 'blood,' and *ὀφθαλμός*, 'eye.' *Hæmalop'ia*, *Hæmalop'is*, *Hæ'malops*. Effusion of blood into the eye. When the extravasation is external, it is called *H. exter'na*, *Hyposphag'ma* and *Hæmalops ex-*

terna; when internal, *Hæmophthal'mia inter'na*; *Hydrophthal'mus cruent'us*, *Hypoch'ysis hæmato'des*, *Hæmatom'ma*, and *Hæ'malops inter'nus*. A blood-shot eye.

HÆMOPLANIA MENSTRUALIS, Menstruation, vicarious.

HÆMOPLETHORA, Plethora.

HÆMOPROCTIA, Hæmorrhoid.

HÆMOPTOE, Hæmoptysis—h. Laryngea et Trachealis, Tracheorrhagia.

HÆMOPOTOSIS, Hæmoptosis.

HÆMOP'TYSIS, from *αἷμα*, 'blood,' and *πιτυω*, 'I spit.' *Spitting of blood*, *Hæmorrhagia Hæmop'tysis*, *Hæmap'tysis*, *Hæmatop'sia*, *Hæmatop'tysis*, *Emp'toë*, *Emp'otë*, *Emp'to'ica pas'sio*, *Hæmop'ty'smus*, *Hæmop'to'sis*, *Sputum sang'uinis*, *Sang'uinis fluvi pulmo'um*, *Emp'ot'ica pas'sio*, *Hæmotis'mus*; *Hæmorrhæ'a pulmona'lis*, *Cruent'a easpui'tio*, *Hæmorrhæ'gia pulmo'nis*, *Pas'sio hæmop'to'ica*, *Reject'io sang'uinis è pulmo'nibus*, *Expectato'io sang'uinis*, *Hæmorrhæ'gia Bron'chica*, *Pneumorrhæ'gia*, *Pneumonorrhag'ia*, *Pneumonorrhæ'a*, *Bronchorrhæ'gia*, *Emp'ty'sis*, *Hæmop'toë*, *Sputum cruentum*, (F.) *Hémoptysie*, *Crachement de sang*, *Expectation de sang*. Hemorrhage from the mucous membrane of the lungs; characterized by the expectoration of more or less florid and frothy blood. It is generally preceded by cough; dyspnea; sense of heat in the chest, &c. It is important to discriminate between hæmoptysis, produced by some accidental cause acting irregularly or periodically on the lungs; and that which is, as it were, constitutional, and dependent on some organic affection of the lungs, or some faulty conformation of the chest. These two varieties differ as much in their prognosis and method of treatment, as in their causes. Constitutional hæmoptysis is a serious disease, almost always announcing phthisis pulmonalis. The accidental variety is chiefly dangerous by frequent recurrence, or too great loss of blood.

The general causes of hæmoptysis are the same as those of other kinds of hemorrhage. It has, besides, particular causes; such as too great exercise of the lungs;—loud speaking, playing on wind instruments, breathing acrid vapours, &c. It usually occurs between puberty and the age of 35. A sudden and terrific kind of hæmoptysis is sometimes met with; consisting in a great afflux of blood into the lungs. This has been called *Pulmonary Apoplexy*, *Apoplex'ia pulmona'lis*, *A. pulmo'um*, *Pneumorrhæ'gia*, *Infarc'tus hæmorrhag'icus pulmo'um*, (F.) *Apoplexie pulmonaire*, *Hémoptysie foudroyante*, *Hæmorrhagic interstitielle du Poumon*. Infiltration of blood into the air cells may occur without any hæmoptysis.

Physical signs. Percussion may not always aid us in hæmoptysis, but generally a circumscribed dulness will be perceived. The inspiratory murmur, on auscultation, is feeble or absent, locally; and is replaced by bronchial respiration and bronchophony. A fine liquid crepitus is detected around the affected part; and in the larger tubes, near the spine, a liquid bubbling rchonus is usually heard. The value of these signs is determined by the nature of the expectoration. The treatment of hæmoptysis must be like that of internal hemorrhage in general.

HÆMOPTYSIS INTERNA, Hæmatothorax—h.

Laryngea et Trachealis, Tracheorrhagia—h. Phthisis, Phthisis pulmonalis.

HÆMOPTYSMUS, Hæmoptysis.

HÆMORMESIS, Hyperæmia.

HÆMORRHACHIS, Apoplexia myelitica.

HÆMORRHAGE, Hæmorrhagia.

HÆMORRHA'GIA, from *αἷμα*, 'blood,' and *γρῦναι*, 'I break forth.' *Sanguinis profusivum copiosum, Sanguifluxus, Hæmatocoh'ysis, Aimorrhæa, Hæmorrhæa, Hæmatorrhag'ia, Hæmatis'mus, Hæmatorrhæa, Hæmatorrh'ysis, Hæmorrh'ysis, Profusivum seu Prorup'tio seu Erup'tio sanguinis, Profusio Sanguinis, Hæmorrhage, Hæmorrhage, Bleeding, Loss of blood, Rupturing, bursting, or breaking of a blood-vessel, (F.) Hémorrhagie ou Hémorrhagie, Perte de sang, Flux de Sang.* Any discharge of blood from vessels destined to contain it; with or without rupture of their coats. Hemorrhages may be *spontaneous* or *traumatic*: the first belong to the domain of medicine, the latter to that of surgery. They may, also, be *internal* or *external*; *general*—as in scurvy—or *local*. The hemorrhages by *exhalation*—those which chiefly interest the physician—have been classed, by Pinel, as follows:—1. Hemorrhage of the Mucous Membranes; Epistaxis, Hæmoptysis, Hæmatemesis, Hæmorrhoids, Hæmaturia, Uterine Hemorrhage. 2. Hemorrhage of the Tissues; Cutaneous, Cellular, Serous; Synovial.

Hemorrhages have generally been distinguished into *active* and *passive*: in other words, into those dependent upon augmentation of the organic actions, and those dependent upon debility. According to Broussais, no spontaneous hemorrhage is passive; all are active,—that is, produced by increased action and excess of irritation of the blood-vessels: they may occur *with* debility, but not from debility. He calls those only *passive hemorrhages*, which are owing to an external lesion of the vessels. Hemorrhages have been, by some, divided into *constitutional*, or those depending on original conformation:—*accidental*, or those produced by some adventitious cause; *supplementary* or those which succeed others; *symptomatic, critical, &c.*

When hemorrhage takes place into any tissue, or is interstitial, it receives the name, with many, of apoplexy.

Active Hemorrhage, Hemorrhag'ia act'iva, H. arterio'sa, Cau'ma hæmorrhag'icum, Angeiorrhag'ia, occurs chiefly in the young and plethoric. Good living; the use of fermented liquor—excessive exercise, or too sedentary a life, may perhaps be ranked as predisponent causes. It is commonly preceded by heaviness and pulsation in the part,—owing to the afflux of blood and consequent hyperæmia,—and by coldness of the extremities. The blood, evacuated, is generally of a florid red. In such active hemorrhages, the great indications of treatment will be, to diminish plethora where it exists, and to lessen the heart's action. Bleeding, purgatives, and cold, will be the chief agents.

Passive Hemorrhage, Hemorrhag'ia pass'iva, H. Veno'sa, Profusio, P. hæmorrhagica, occurs in those of weak constitution; or who have been debilitated by protracted disease, poor diet, long watching, excessive evacuations, &c.

The direct causes may be:—previous active hemorrhage; scorbutus; or any thing capable of inducing atony or asthenic hyperæmia of the small vessels. These hemorrhages are not pre-

ceded by excitement or by any signs of local determination. They are usually accompanied by paleness of the countenance; feeble pulse; fainting, &c. The indications of treatment will be:—to restore the action of the small vessels and the general tone of the system; hence the utility of styptics and cold externally; and of tonics and astringents, creasote, mineral acids, &c., internally. Hemorrhage also occurs from mechanical hyperæmia, as when hæmoptysis is produced by tubercles in the lungs; hæmatemesis by disease of some of the solid viscera of the abdomen, &c.

In *Traumatic Hemorrhages*, or those which are the consequences of wounds of arterial or venous trunks, the blood is of a florid red colour, and issues by jets and pulses, if it proceed from an artery; whilst it is of a deeper red, issues slowly and by a continuous flow, if from a vein.—If the capillary vessels be alone divided, the blood is merely effused at the surface of the wound. Of the means used for arresting these traumatic hemorrhages, some act mechanically as *absorbents, ligatures, and compression*; others chymically, as *fire, caustics, creasote, astringents, &c.*

HÆMORRHAGIA ACTIVA NARIIUM, Epistaxis—h. Bronchica, Hæmoptysis—h. Cerebri, Apoplexy—h. per Cutem, Sudor cruentus—h. per Diæresin, see Diæresis—h. per Diapedesin, Diapedesis—h. Faucium, Stomatorrhagia—h. Gingivarum, Ulorrhagia—h. Hæmatemesis, Hæmatemesis—h. Hæmaturia, Hæmaturia—h. Hæmoptysis, Hæmoptysis—h. Hepatica, Hepathæmorrhagia—h. Hepatis, Hepatorrhagia—h. Intestinorum, Hæmatochezia—h. Mucosa, see Hæmorrhoids—h. Nabothi, see Parturition—h. Narina, Epistaxis—h. Narium, Epistaxis—h. Oris, Stomatorrhagia—h. Penis, Stimatosis—h. Pulmonis, Hæmoptysis—h. Renum, Nephrorrhagia—h. Universalis, Purpura hæmorrhagica—h. Uterina, Metrorrhagia—h. Ventriculi, Hæmatemesis—h. Vesicæ; Cystorrhagia.

HÆMORRHINIA, Epistaxis.

HÆMORRHINORRHAGIA, Epistaxis.

HÆMORRHŒ'A, from *αἷμα*, 'blood,' and *ρεω*, 'I flow.' *Hæmorrhag'ia, Loss of blood.* Some writers have proposed to restrict this name to passive hemorrhages.

HÆMORRHŒA PETECHIALIS, Purpura hæmorrhagica—h. Pulmonalis, Hæmoptysis—h. Uterina, Metrorrhagia—h. Vasorum hæmorrhoidalium, Hæmorrhoids—h. Ventriculi, Hæmatemesis—h. Viarum urinariorum, Hæmaturia.

HÆMORRHŒDAL, *Hæmorrhoid'al, Hæmorrhoid'al'is, Hæmorrhoid'eus*. Relating to hæmorrhoids; as *hæmorrhoidal flux, hæmorrhoidal tumours, &c.*

HÆMORRHŒDAL ARTERIES have been distinguished into *superior, middle, and inferior*. 1. The first is the termination of the inferior mesenteric artery, which assumes the name *superior hæmorrhoidal*, when it reaches the upper and posterior part of the rectum. 2. The *middle hæmorrhoidal* is furnished by the hypogastric or internal pudic. It ramifies on the inferior and anterior part of the rectum. 3. The *inferior hæmorrhoidal* arteries are branches of the internal pudic, furnished to the inferior part of the rectum and to the muscles of the anus.

HÆMORRHŒDAL NERVES. These emanate from the sciatic and hypogastric plexuses; and cover the rectum with their numerous filaments.

HÆMORRHOIDAL VEINS follow the same distribution, and generally empty themselves into the lesser mesenteric. Some of them assist in the formation of the hypogastric vein.

HÆMORRHOIDAL VESSELS, *Vasa sœdalia*, are those vessels which are distributed to the rectum—the seat of hemorrhoids.

HÆMORRHOIDALES NODI, Hæmorrhoids.

HÆMORRHOIDES, see Hæmorrhoids.—h. Cœcæ, see Hæmorrhoids.—h. Fluentes, Hæmorrhoids.—h. Furentes, see Hæmorrhoids.—h. Mariscosæ, Hæmorrhoids.—h. non Fluentes, Hæmorrhoids.—h. Oris, Stomatorrhagia.

HÆMORRHOIS, *Aimorrhôis*, *Asclepias'mus*, from αἷμα, 'blood,' and εἶμι, 'I flow.' *Aimorrhôis*, *Proctica Maris'ca*, *Maris'ca*, *Proctalgia Hæmorrhoidalis*, *Morbus Hæmorrhoidalis*, *Piles*, (F.) *Hæmorrhoides*. The essential symptoms of this affection are:—Livid and painful tubercles or excrescences, (*Hæmorrhoid'al Tumours*), usually attended with a discharge of mucus or blood, (*Hæmorrhoid'al flux*, *Proctorrhœ'a*, *Hæmoproctia*, *Hæmorrhœ'a vasorum hæmorrhoid'alium*, (F.) *Hæmaproctie*.) The most common causes of piles are a sedentary life; accumulation of fœces in the rectum; violent efforts at stool; pregnancy, &c. The precursory symptoms are:—pains in the loins; stupor of the lower limbs; and uneasiness in the abdomen and rectum, with more or less gastric, cerebral, and indeed general disorder;—constituting the *Diathesis Hæmorrhoid'al'is*, *Motus seu Turba Hæmorrhoid'al'is*, and *Molimen Hæmorrhoid'al'e*, of most of the writers of Continental Europe. To these symptoms follow one or more round, smooth, renitent, painful, pulsating, and erectile tumours, around the margin of the anus, or within the anus; some pouring out blood occasionally. After having remained, for a time, tense, and painful, they gradually shrink and disappear. The chief symptoms, occasioned by hæmorrhoidal tumours, when much inflamed, are: constant pain, liable, however, to exacerbations, and obliging the patient to preserve the horizontal posture, and to become augmented by the least pressure, or by the passage of the fœces.

Hæmorrhoids have generally been distinguished into—*Hæmorrhoides Fluentes* seu *Mariscosæ*, *Proctica Maris'ca cruenta*, *Bleeding* or *Open Piles*; and into *H. non fluentes*, *Proctica Maris'ca crœca*, *Hæmorrhoides crœca*, *Hæmorrhoidales nodi* seu *furentes*, *Shut* or *blind piles*. They have, also, been divided into *internal* or *occult*, and *external*, according to their situation; and into *accidental* or *constitutional*.

Hæmorrhoidal Tumours are extremely troublesome, by their disposition to frequent recurrence; and they are apt to induce fistula; otherwise, they are devoid of danger. When anatomically examined, they are found not to consist in a varicose dilatation of the veins of the rectum; but to be formed of a very close, spongy, texture; similar to that which surrounds the orifice of the vagina; and to be erectile, like it. They are surrounded by a delicate membrane, and have no internal cavity. The treatment, in mild cases of hæmorrhoidal tumours, is simple. Rest; the horizontal posture; the use of mild laxatives, as sulphur, castor oil, and emollient glysters, will be sufficient. If they be much inflamed, leeches may

be applied; and warm cataplasms or colitions, according to circumstances, be prescribed with abstinence, and cooling drinks. Afterwards, an ointment, composed of powdered and opium, may afford relief. It is in the relaxed kind, that such ointment, and the internal use of *Ward's Paste*, can alone be expected to afford much benefit. If, after repeated attacks, the tumours remain hard and painful, and threaten fistula, they may be removed.

By *Hæmorrhoidal Flux*, *Fluxus hæmorrhoid'is*, *Proctorrhœ'gia*, is meant the hæmorrhage which takes place from the rectum, owing to hæmorrhoids. It is a common affection. The quantity of blood discharged is various times, it is very trifling; at others, sufficient to induce great debility, and even death is announced and accompanied by the symptoms, as precede and attend hæmorrhoidal tumours. Like other hæmorrhages it may be *active* or *passive*; *accidental* or *constitutional*. The prognosis is rarely unfavourable. The affection may, almost always, be relieved by properly adapted means. These resemble as are necessary in hæmorrhages in general. Perfect quietude,—mental and corporeal,—diet, cooling drinks; bleeding if the symptoms indicate it; astringents, (if the disease be tracted and passive,) such as the *Tinctura Chloridi*; aspersions of cold water on the astringent injections; plugging and compression. Such will be the principal remedies. When the hæmorrhage has become habitual or is vicarious, some caution may be required in checking it; and, if inconveniently arise from a sudden suppression, its return may be solicited by the semicupium, sitting in warm water; aloetic purgatives, glysters, tating suppositories, &c.; or leeches may be applied to the anus.

To the internal bleeding pile, a soft, strawberry-like elevation of the mucous membrane, Dr. Houston, of Dublin, gives the name of *vascular tumour*. For its removal he recommends the application of nitric acid, so as to produce sloughing of its surface.

Some authors have described a species of *Leucorrhœ'a Analis*; or whitish discharge from the anus, which often attends ordinary hæmorrhoids. This they have called *Proctica mucosa*, *Hæmorrhœis alba*, *Hæmorrhœa mucosa*, *Leucorrhœis*, &c. It requires no special mention.

HÆMORRHOIS AN EXANTĀ, Proctocelæ Procœdes, Proctocelæ.

HÆMORRHOIS CHESIS, from αἷμα, 'Hæmorrhœis'; εἶμι, 'I flow,' and χέσις, 'strain.' *Retentio fluxus hæmorrhoid'is*. Expression or retention of the hæmorrhoidal flux.

HÆMORRHOPHÆSIS, *Absorptio sanguinis*, from αἷμα, 'blood,' and ἄραω, 'I sip.' Absorption of blood.

HÆMORRHOPHILIA, Hæmatophilia.

HÆMORRHOSCOPIA, Hæmatoscopia.

HÆMORRHYSIS, Hæmorrhagia.

HÆMOSCHEOCÆLE, Hæmatoscheocœli.

HÆMOSCOPIA, Hæmatoscopia.

HÆMOSPASTIC, (F.) *Hæmospastique*, from αἷμα, 'blood,' and πᾶω, 'I draw.' Anæsthesia which draws or attracts blood to a part; as cupping-glass. The operation is termed *hæmospastia*, (F.) *Hæmospastie*. It is generally applied to a process by which the air is exhau-

over a considerable surface, as over one or more of the extremities, by an appropriate pneumatic apparatus.

HÆMOSTASIA, *Hæmostasis*, *Epid'esis*, *Sanguinis stagnatio*, (F.) *Hémustase*, from *αἷμα*, 'blood,' and *στασις*, 'stagnation.' Stagnation of blood. This name has also, been given to any operation, the object of which is to arrest the flow of blood.

HÆMOSTATICS, *Hæmostatica*.

HÆMOTELANGIOSIS, *Telangiectasia*.

HÆMOTEXIA, *Hæmateclysis*.

HÆMOTEXIS, *Hæmateclysis*.

HÆMOTISMUS, *Hæmoptysis*.

HÆMOTROPHY, *Hæmotroph'ia*; from *αἷμα*, 'blood,' and *τροφή*, 'nourishment.' Excess of sanguineous nourishment.—Prout.

HÆMURIA, *Hæmaturia*.

HÆMURESIS, *Hæmaturia*.

HÆMYDOR, Serum of the blood.

HÆREDITARIUS, Hereditary.

HÆSITATIO, Balbuties.

HÆVEA GUIANENSIS, see *Caoutchouc*.

HAGARD, *Haggard*.

HAGERNIA ABYSSINICA, *Brayera anthelmintica*. An Abyssinian tree of the family *Rosaceæ*, *Serual system*, *Icosandria Digynia*, which the natives plant round their habitations, as an ornament. The infusion or decoction of its flowers is employed by them as an anthelmintic especially in cases of tape-worm. It is called, there, *Cusso* or *Kosso*.

HAGGARD, (F.) *Hagard*. The French use the term, *Air hagard*, *Ceil hagard*, '*Haggard air*,' '*Haggard eye*,' for a physiognomy, in which there is at once an expression of madness and terror.

HAGIOSPERMUM, *Artemisia santonica*.

HAGIOXYLUM, *Guaiaicum*.

HAIL, *Chalaza*.

HAIR, Sax. *hærp*, *Crines*, *Pilus*, *Thrix*, (F.) *Poil*. A conical, corneous substance; issuing to a greater or less distance from the skin, to the tissue of which it adheres by a bulb, *Bulbus pili*, seated in the cellular membrane,—where alone it is sensible. The hair receives various names in different parts—as *Beard*, *Cilia*, *Eyebrows*, *Hair of the hand*, (*Capilli*), &c.

HAIR, FALLING OFF OF THE, *Alopecia*—h. *Matted*, *Plica*—h. *Plaited*, *Plica*—h. *Trichomatosa*, *Plica*.

HAIR-WORM, *Seta equina*—h. *Muscular*, *Draconculus*.

HAL, Salt.

HALA'TION, *Hald'tium*; diminutive of *αλς*, 'salt.' A pungent remedy, with the ancients, which contained salta.

HALCHEMIA. The alchymists so called the art of fusing salts: from *αλς*, 'salt,' and *χημα*, 'I pour out.'—Libavius.

HALCYON, *Alcyon*.

HALCYONIUM ROTUNDUM, *Pilamarina*.

HALE, *Ephelides*.

HALEINE, Breath—h. *Courte*, *Dyspnœa*.

HALELÆ'ON, *Halelæ'um*, from *αλς*, 'salt,' and *ελαίον*, 'oil.' *Oleum Sali mixtum*. A mixture of oil and salt, for removing swellings of the joints—Galen.

HALTHERATION, *Alteration*.

HALF-CASTE, *Half-Cast*, see *Caste*. A term applied in India, to the offspring of a Hindoo and a European. Since, extended to the offspring of mixed races. The subjoined list

from Tschudi's Travels in Peru, 1838—1842, shows the parentage of the different varieties of half-casts, and also the proper designations of the latter, as observed in South America.

PARENTS.	CHILDREN.
White Father and Negro Mother,	Mulatto.
White Father and Indian Mother,	Mestizo.
Indian Father and Negro Mother,	Chino.
White Father and Mulatta Mother,	Quarteron.
White Father and Mestiza Mother,	Creole (only distinguished from the white by a pale-brownish complexion.)
White Father and China Mother,	Chino-blanco.
White Father and Quarterona Mother,	Quintara.
White Father and Quintera Mother,	White.
Negro Father and Miatta Mother,	Zambo-negro.
Negro Father and Mestiza Mother,	Mulatto oscuro.
Negro Father and China Mother,	Zambo chino.
Negro Father and Zamba Mother,	Zambo-negro (perfectly black)
Negro Father and Quarterona or Quintera Mother,	Mulatto (rather dark)
Indian Father and Mulatta Mother,	Chino-oscuro.
Indian Father and Mestiza Mother,	Mestizo-claro (freely very beautiful)
Indian Father and China Mother,	Chino-chloro.
Indian Father and Zamba Mother,	Zambo-chloro.
Indian Father with China-choia Mother,	Indian (with rather short frizzy hair.)
Indian Father and Quarterona or Quintera Mother,	Mestizo (rather brown.)
Mulatto Father and Zamba Mother,	Zambo (a miserable race)
Mulatto Father and Mestiza Mother,	Chino (of rather clear complexion.)
Mulatto Father and China Mother,	Chino (rather dark.)
See Mulatto.	

HALICA, *Alica*.

HALICACALUM, *Physalis*.

HALICES, *Pandiculation*.

HALINATRUM, *Halini'trum*, *Haloni'trum*; from *αλς*, 'salt,' and *natrum* or *natron*. A name given by the ancients to subcarbonate of soda, containing a little subcarbonate of ammonia, which is found, ready-formed, on the plaster of damp walls, in places inhabited by man or animals. Also *Potassæ nitras*.

HALINITRUM, *Halinatrum*.

HALINUS, *Saline*.

HALITUOUS, *Halituo'sus*, from *halitus*, 'vapour.' (F.) *Halitueus*. The skin is said to be *halitueuse*, when covered with a gentle moisture. The vapour, exhaled in all the cavities of the body, so long as the blood is warm, is called *Hal'itus*. The odorous vapour, exhaled by the blood itself whilst warm, is called *Hal'itus Sanguinis*.

HALITUS, Breath—h. *Oris Fetidus*, Breath, offensive—h. *Sanguinis*, *Gaz sanguinis*. See *Halituous*.

HALL, MINERAL WATERS OF. The springs of Hall, in Upper Austria, contain iodine.

HALLUCINATIO HYPOCHONDRIASIS, *Hypochondriasis*—h. *Vertigo*, *Vertigo*.

HALLUCINATION, *Hallucina'tio*, *Halucina'tio*, *Falla'cia*, *Illu'sio ser'vus*, *Soco'rdia*, *Alu'sia*, *Illu'sio*, *Allucina'tio*, *Para'rsis*, *Somnia'tio in statu vigili*; *Ido'lum*, *Waking dream*, *Phan'tasm*, from *allicinari*, 'to err;' 'to be deceived.' A morbid error in one or more of the senses. Perception of objects, which do not in fact exert any impression on the external senses. Hallucination, almost always, if not always, depends on disorder of the brain, but is not an index of insanity, unless the patient believes in the existence of the subject of the hallucination.

HALLUS, Pollex pedis.

HALLUX, Pollex pedis.

HALME, Muria.

HALMYRO'DES, *Salsuginosus*, from 'αλμυρῆς, ('αλμη, 'sea-water,' αλς, 'salt,') 'a salt liquor.' An epithet given to any affection, in which the heat feels pungent under the finger of the physician.—Hippocrates.

HALMYRUS, Saline.

HALO, Areola.

HALO SIGNA'TUS. The impression made by the ciliary processes on the anterior surface of the vitreous humour. So called from its consisting of a circle of indentations.—Sir C. Bell. Called by Haller, *Stria retinæ subjectæ ligamento ciliarî*.

HALODERÆUM, from 'αλς, 'salt,' and δερμαίον, 'a collar,' (εργη, 'neck,') *Collarium salinum*. A collar of salt applied to the neck, as in cases of croup.

HALOGENE, Chlorine.

HALOIDUM OXYGENATUM, Potassæ murias hyperoxygenatum.

HALONIITIS, Induration of the cellular tissue.

HALONITRUM, Halinatrum.

HALOS, Areola.

HALOTYLE, *Culcita salina*, from 'αλς, 'salt,' and τυλη, 'a bolster.' A bolster or pillow of salt recommended in croup.

HALS, 'αλς, 'salt;' hence *Halogene, Haloid*, &c.

HALTERES. Pieces of lead held in the hands of the ancients to assist them in leaping.

HALUCINATIO, Hallucination.

HALYCODES, Saline.

HALYSIS MEMBRANACEA, Bothrioccephalus latus—h. Solium, Tania solium.

HAM, Poples.

HAMAME'LIS VIRGINIANA, *H. Virginica*, *Witch hazel*, *Winter witch hazel*, *Snapping Hazelnut*, *Winter bloom*. The bark of this tree, which is a native of the United States, is somewhat bitter and sensibly astringent; but it has not been much used. A cataplasms of the inner rind of the bark is said to have been found efficacious in painful inflammation of the eyes.

HAMARTHRI'TIS, *Holarthritis*, *Catholarthritis*, *Arthritus universalis*, from 'αμα, 'at once,' and αρθριτις, 'gout.' Gout in all the joints. Universal gout.

HAM'MA, *Nodus*, 'a tie.' A knot, used for retaining bandages on any part.—Hippocrates. A truss.

HAMPSTEAD, MINERAL WATERS OF. These waters, situate in the neighbourhood of London, are a good chalybeate.

HAMULAR PROCESS, see Hamulus.

HAM'ULUS. Diminutive of *hamus*, 'a hook.' A hook or crook: *Ancistrum*. Also, any hook-like process; as the *hamulus* or *hamular process* of the pterygoid process.

HAMUS, see Hamulus.

HANCHE, Haunch.

HAND, Manus.

HANDS, DROPPED, *Hand drop*. A popular term for the paralysis of the hand, induced by the action of lead.

HANGERS, Crusta genu equinæ.

HANGNAIL, (F.) *Envie*. A portion of epidermis, detached so as to tear the integument in the vicinity of the finger nails.

HANNEBANE, Hyoscyamus.

HAPANTISMUS, Badly formed, from or 'απας, 'all.' *Obliteratio completa*. matting or growing together of organic parts.

HAPHÆ, 'αφη, 'feeling, touch.' Hence

HAPHON'OSI, *Haphonosi*, from 'αφη, 'touch.' *Morbi tactus*. Diseases of the sense of touch.

HAPLOACNE, Acne simplex.

HAPLOPATHIA, from 'απλος, 'simple,' παθος, 'disease.' *Morbus simplex*. A simple or uncomplicated affection.

HAPLOTOMIA, *Simplex sectio*, *Inca simplex*, *Operatio simplex*, from 'απλος, 'simple,' and 'τομη, 'incision.' A simple incision.

HAPSIS, Touch.

HAPTODYSPHORIA, *Tactus dolorificus*, from 'αφη, 'touch,' and δυσφορα, 'difficult to borne.' Painful to the touch.

HAPTOTICA, *Haptotice*, from 'αφη, 'touch.' The doctrine of the phenomena of touch.

HARD, (G.) hart, *Durus*, *Scleros*, (*Dur*. That which offers much resistance. anatomy, the *hard parts* are those which compose the osseous basis of the body; in other words, the skeleton. See Pulse, hard.

HARDESIA, Hibernicus lapis.

HARDHACK, *Spiræa tomentosa*.

HARE-LIP, *Lagochilus*, *Lagosoma*, *gomotomum*, *Lagenotomum*, *Ladivium* *Leporina* *Olophonia* *Labi* *Loba'ta*, *Leporinum rostr* (F.) *Bec de Lièvre*. A fissure or perpendicular division of one or both lips. It has been called, in consequence of the upper lip of hare being thus divided. Hare-lip is generally congenital; at other times it is accidental produced by a wound, the edges of which have not been brought into contact, and have healed separately. It is *simple*, when there is but one division; *double*, when there are two; and *complicated*, when there is, at the same time, a vision or cleft of the superior maxillary bone and of the palate—*Cleft palate*, *Wolf's jaw* *Rictus lupinus*; or a projection of the teeth into the separation of the lip.

In the *Hare-lip operation*, there are two indications to be fulfilled. First, to pare, and afterwards, to preserve them in contact; in order to cause adhesion. This last object is accomplished by means of pins, passed through the edges of the division; in other words by twisted suture. The projecting teeth must of course be previously removed. If the separation of the palate, it will become less and less after the union of the lip, or the operation of staphyloraphy may be performed upon it.

HARE'S EAR, *Bupleurum rotundifolium* Eye, *Lagophthalmia*.

HARGNE, Hernia—h. *Anévrysmale*, *Asomphalus*.

HARICOT, *Phaseolus vulgaris*—h. *Gran Perou*, *Jatropha curcas*.

HARMALIA, Aliment.

HARMONY, *Harmonia*, *Harmos*, prima from αρω, 'I adjust.' Anatomists have called *Suture* by *Harmony* or simply *Harmos*. *False* or *superficial suture*, *Sutura os's spuria*, *Compages os'sium per lineam simplicem*, an immovable articulation, in which depressions and eminences, presented by bony surfaces, are but slightly marked; so

it might be presumed, that the junction of the bones took place by simple apposition of their surfaces. An instance of harmony occurs in the union of the superior maxillary bones with each other.

HARMUS, Articulation, Harmony.

HARROGATE, MINERAL WATERS OF.

The villages of High and Low Harrogate are situate in the centre of the county of York, near Knaresborough, twenty miles from York, and fifteen from Leeds. Here are several valuable sulphureous and chalybeate springs. The *sulphureous springs* contain chloride of sodium, chloride of calcium, chloride of magnesium, bicarbonate of soda, sulphohydric acid, carbonic acid, carburetted hydrogen, and azote. The *chalybeate springs* contain protoxide of iron, chloride of sodium, sulphate of soda, chloride of calcium, chloride of magnesium, carbonic acid, azote, and oxygen. For the former Harrogate is celebrated and frequented.

HARROGATE SALTS, ARTIFICIAL, are much employed, and not unfrequently by those who drink the genuine water for the purpose of increasing its aperient power. They may be made as follows:—*Sulph. Potass. cum Sulph.* ℥vj; *Potass. bitart.* ℥j; *Magnes. Sulph.* in pulv. ℥vj. M. The usual dose is a tea-spoonful in a small tumblerful of tepid water early in the morning.

HARROGATE WATER, ARTIFICIAL, may be formed of *common salt* ℥v, *water Oij*, impregnated with the gas from *sulphuret of potass.*, and *sulphuric acid* aa ℥iv. The following form has also been recently recommended. *v. Sulphat. Potass. cum sulph.* (Ph. Ed.) ℥j; *Potass. bitart.* ℥ss; *Magnes. sulphat.* ℥vj; *Aqua destillat.* Oij. One half to be taken for a dose.

HARTFELL, MINERAL WATERS OF. Hartfell Spa is about five miles from Moffat, in Scotland. The water is a chalybeate, and is much used.

HARTSHORN, *Cervus*, *Cornu cervi*, *Liquor cornu cervi*—h. Red, *Spiritus lavandulæ compositus*—h. and Oil, *Linimentum ammoniæ carbonatis*.

HARTS' TONGUE, *Asplenium scolopendrium*.

HARTWORT OF MARSEILLES, *Seseli tortuosum*.

HASTA, Penis—h. Nuptialis, Penis—h. Virilis, Penis.

HASTECLA, Splint.

HASTINGS, CLIMATE OF. This place has the reputation of being one of the mildest and most sheltered winter residences on the south coast of England. Owing to its low situation, and the height of the neighbouring cliffs, it is protected in a great degree from all northerly winds; and hence is found a favourable residence generally for invalids labouring under diseases of the chest.

HASTULA REGIS, *Asphodelus ramosus*.

HATFIELD'S TINCTURE, see *Tinctura Guaiaci ammoniata*.

HAUNCH, *Coxa*, *Coxen'dix*, of the Latins; *αγχον*, or *ισχιον*, of the Greeks, *Ancha*, *Ischion*, *Hisp*, *Cossa*, (F.) *Hancho*. The region of the trunk which is formed by the lateral parts of the pelvis and the hip joint, including the soft parts. In women, on account of the greater width of the pelvis, the haunches are more marked and prominent than in men.

HAUSTUS, *Po'tio*, *Potius'cula*. A Draught. A liquid medicine, which can be taken at a draught.

HAUSTUS NIGER, see *Infusum sennæ compositum*.

HAUT MAL, Epilepsy.

HAVANNAH, CLIMATE OF. The climate of Cuba is often selected for the phthisical invalid during the winter months, and so far as regards elevation and comparative equality of temperature, it is more favourable for those of weak lungs than that of the United States. The mean annual temperature is high (78°,) but the difference between the mean temperature of the warmest and coldest months is twice as great as at Madeira.

HAWKNUT, *Bunium bulbocastanum*.

HAWTHORN, WHITE, *Mespilus oxyacantha*.

HAY, CAMEL'S, *Juncus odoratus*.

HAY ASTHMA, Fever, Hay.

HAYRIF, *Galium aparine*.

HAZEL, BEAKED, *Corylus rostrata*—h. Crotches, *Lichen pulmonarius*—h. Nut, snapping, *Hamamelis Virginiana*—h. Nut tree, *Corylus avellana*—h. Witch, *Hamamelis Virginiana*.

HEAD, Sax. *heafod*, *heafod*, *heaved*; the past participle of *heafan*, 'to heave up.' *Caput*, *Cephalè*, *κεφαλή*, *Cy'bè*, *κοφή*, (F.) *Tête*. The head forms the upper extremity of the body, and tops the skeleton. It consists of the cranium and face. The first, which comprises all the superior and posterior part, has the encephalon in its cavity: the latter forms only the anterior part, and serves as the receptacle for the greater part of the organs of the senses.

HEAD, WATER IN THE, *Hydrocephalus*.

HEAD ACHE, *Cephalæa*, *Cephalalgia*—h. Ache, intermittent, *Cephalalgia periodica*—h. Ache, sick, *Cephalæa spasmodica*.

HEADY, same etymon. (F.) *Capiteux*. That which inebriates readily. An epithet, applied to wines, which possess this quality.

HEAL-ALL, *Collinsonia Canadensis*, *Prunella vulgaris*.

HEALING, Curative—h. Art, Medicine.

HEALTH, *Sanitas*.

HEALTHY, Salutory.

HEARING, HARDNESS OF, Deafness—h. Perverse, *Paracusis perversa*.

HEART, Sax. *heort*, Germ. *Herz*, *Cor*, *Cœr*, *Cer*, *Cardia*, *καρδια*, *καρδία*, (F.) *Cœur*. An azygous muscle, of an irregularly pyramidal shape; situate obliquely and a little to the left side, in the chest;—resting on the diaphragm by one of its surfaces:—suspended by its base from the great vessels; free and movable in the rest of its extent, and surrounded by the pericardium. The right side of the body of the heart is thin and sharp, and is called *Margo acutus*: the left side is thick and round, and termed *Margo obtusus*. It is hollow within, and contains four cavities; two of which, with thinner and less fleshy walls, receive the blood from the lungs and the rest of the body, and pour it into two others, with thick and very fleshy parietes, which send it to the lungs and to every part of the body. Of these cavities, the former are called *auricles*, the latter *ventricles*. The right auricle and right ventricle form the *Pulmonic* or *right* or *anterior heart*. (F.) *Cœur du poumon*, *C. du sang noir*, *C.*

droit, *C. antérieur*: and the left auricle and ventricle the *systemic*, *corporeal*, *left*, or *aortic heart*, (F.) *Cœur du corps*, *C. gauche*, *C. aortique* ou *C. rouge*. In the adult, these are totally distinct from each other, being separated by a partition;—the *septum cordis*. Into the right auricle, the *venæ cavæ*,—superior and inferior,—and the coronary vein, open. The pulmonary artery arises from the right ventricle; the four pulmonary veins open into the left auricle, and the aorta arises from the left ventricle.

The mean weight of the heart, in the adult, from the twenty-fifth to the sixtieth year, is, according to Bouillaud, from eight to nine ounces. The dimensions, according to Lobstein and Bouillaud, are as follows:—Length, from base to apex, five inches six lines; breadth, at the base, three inches; thickness of the walls of the left ventricle, seven lines; at a finger's breadth above the apex, four lines; thickness of the walls of the right ventricle, two and a quarter lines; at the apex, half a line; thickness of right auricle one line; of the left auricle, half a line. The heart is covered, externally, by a very thin, membranous reflection from the pericardium. The muscular structure of which it is constituted is much thicker in the parietes of the ventricle than in that of the auricles. Its cavities are lined by a very delicate membrane, the *endocardium*, which is continuous with the inner membrane of the arteries, as regards the left cavities, and with that of the veins, as regards the right. Its arteries—the *coronary*—arise from the commencement of the aorta. Its nerves proceed, chiefly, from the pneumogastric and the cervical ganglions of the great sympathetic. The heart is the great agent in the circulation. By its contraction, the blood is sent over every part of the body. Its action does not seem to be *directly* owing to nervous influence, received from the brain or spinal marrow, or from both. The circulation may, indeed, be kept up, for some time, if both brain and spinal marrow be destroyed.

When the ear is applied to the chest, a dull, lengthened sound is heard, which is synchronous with the arterial pulse. This is instantly succeeded by a sharp, quick sound, like that of the valve of a bellows or the lapping of a dog, and this is followed by a period of repose. The first sound appears to be mainly produced by the contraction of the ventricles; the second by the reflux of the blood against the semilunar valves. These are what are called the *Sounds of the Heart*. Dr. C. J. B. Williams thinks that the word *lubb-dup*, conveys a notion of the two sounds. The *Beating or Impulse of the heart*, against the parietes of the chest is mainly caused, perhaps, by the systole of the heart, which tends to project it forwards. It is doubted, however, by some, whether the impulsion be produced by the dilatation or the contraction of the ventricles.

The heart is subject to different organic diseases; the chief of which are *aneurism*, *contraction of the apertures*, and *rupture of its parietes*.

HEART, ATROPHY OF THE, *Atroph'ia* seu *Aridura Cordis*, *Phthisis Cordis*, *Cardi-atroph'ia*, *Acardi-atroph'ia*. A condition of the organ in which there is diminution in the thickness of the parietes of the whole organ.

HEART, DILATATION OF THE, see *Aneurism*. Displacement of the, *Ectopia Cordis* Fatty, *Steatosis cordis*.

HEART, HYPERTROPHY OF THE, *Hypertroph'ia Cordis*, *Hypertroph'ia*, *Hypersarcosis Cor* *Hypertroph'ia*, *Cor bovinum*, (F.) *hypertrophie du Cœur*. Supernutrition of the cellular parietes of the heart, which are thicker than usual; the cavities being generally diminished. The *physical signs* which indicate are the following. In cases of long stand the præcordial region is generally prominent the pulsations of the heart are visible of greater extent than natural; and a marked bration is communicated to the hand when placed on the cardiac region. The dull sound on percussion is more extensive than natural; and auscultation there is a permanent increase of force and extent of the heart's action; there is no increase, however, of frequency, and rhythm is regular. The pulse is generally strong, full, and hard.

HEART, HYPERTROPHY WITH DILATATION OF THE, *Active aneurism*, *Eccentric hypertroph'ia*. In this affection, the pulsations can be seen and felt over a larger space, and the apex more to the left and lower down than natural. The impulse is less steady, but at times more violent than what accompanies simple hypertrophy. Percussion gives more distinct evidence of the enlargement, the sound being more extensively dull. On auscultation, the impulse is often violent, but irregular; in extreme cases it produces the sensation of a large mass of flesh rolling or revolving beneath the ear. The pulse is strong, full and vibrates. The shock of the heart's action is often transmitted to the whole person, and to the bed which the patient is lying.

HEART, CONCENTRIC HYPERTROPHY OF THE *Cardiacæ*, is when the parietes augment the expense of the cavities.

HEART, NEURALGIA OF THE, *Angina Pectoris*.—h. Rupture of the, *Cardiorrhæxis*—h. Sound of the, see *Heart*.

HEART'S EASE, *Viola tricolor*.

HEARTS, LYMPH, Lymphatic hearts—h. Lymphatic, Lymphatic hearts.

HEARTBURN, *Ardor ventriculi*, *Cardialgia*, *HEARTWORT*, *Laserpitium album*.

HEAT, past participle of *Sax. hætan*, make warm. *Calor*, *Therma*, *ἄστυ*, (F.) *Calor*. The material cause, which produces sensation—or the particular sensation itself produced by a body of an elevated temperature on our organs, especially on the organs of touch. Modern chymists have given the name *Caloric* to the principle, whatever may be its nature, which is the cause of heat. When we touch a body of a temperature superior to our own, a portion of caloric passes from the body to the hand, and produces the sensation of heat. If, on the contrary, we touch a body of a temperature inferior to our own, we communicate a portion of our caloric to it, and experience the sensation of cold. Our own sensations but imperfect indexes of temperature. When we meet at the middle of a mountain the one ascending, the other descending,—we experience different sensations. The one ascending, passes from a warmer to a colder atmosphere;—the one descending from a colder to a warmer. The chief instrument for

suring heat, used in medicine, is the thermometer. Of this there are three kinds;—that of Fahrenheit, that of Réaumur, and that of Celsius or the *Centigrade*. The following Table exhibits the correspondence of these different thermometric scales.

Fah.	Ré u.	Centig.	Fah.	Réau	Centig.	Fah.	Réau.	Centig.	Fah.	Réau	Centig.
212a	80.00	100.00	146	51.55	64.44	85	23.55	29.44	22	-4.44	-5.55
211	79.55	99.44	147	51.11	63.88	84	23.11	28.88	21	-4.88	-6.11
210b	79.11	98.88	146	50.66	63.33	83	22.66	28.33	20a	-5.33	-6.66
209	78.66	98.33	145	50.22	62.77	82	22.22	27.77	19	-5.77	-7.32
208	78.22	97.77	144	49.77	62.22	81o	21.77	27.22	18	-6.22	-7.77
207	77.77	97.22	143	49.33	61.66	80	21.33	26.66	17	-6.66	-8.33
206	77.33	96.66	142g	48.88	61.11	79	20.88	26.11	16	-7.11	-8.88
205	76.88	96.11	141	48.44	60.55	78	20.44	25.55	15	-7.55	-9.44
204	76.44	95.55	140	48.00	60.00	77	20.00	25.00	14	-8.00	-10.00
203	76.00	95.00	139	47.55	59.44	76p	19.55	24.44	13	-8.44	-10.55
202	75.55	94.44	138	47.11	58.88	75	19.11	23.88	12	-8.88	-11.11
201	75.11	93.88	137	46.66	58.33	74	18.66	23.33	11	-9.33	-11.66
200	74.66	93.33	136	46.22	57.77	73	18.22	22.77	10	-9.77	-12.22
199	74.22	92.77	125	45.77	57.22	72	17.77	22.22	9	-10.22	-12.77
198	73.77	92.22	134	45.33	56.66	71	17.33	21.66	8	-10.66	-13.33
197	73.33	91.66	133½	44.84	56.11	70	16.88	21.11	7	-11.11	-13.88
196	72.88	91.11	132	44.45	55.55	69	16.44	20.55	6	-11.55	-14.44
195c	72.44	90.55	131	44.00	55.00	68	16.00	20.00	5	-12.00	-15.00
194	72.00	90.00	130	43.55	54.44	67	15.55	19.44	4	-12.44	-15.55
193	71.55	89.44	129	43.11	53.88	66	15.11	18.88	3	-12.88	-16.11
192	71.11	88.88	128	42.66	53.33	65	14.66	18.33	2	-13.33	-16.66
191	70.66	88.33	127	42.22	52.77	64	14.22	17.77	1	-13.77	-17.22
190	70.22	87.77	126	41.77	52.22	63	13.77	17.22	0	-14.22	-17.77
189	69.77	87.22	125	41.33	51.66	62	13.33	16.66	-1	-14.66	-18.33
188	69.33	86.66	124	40.88	51.11	61	12.88	16.11	-2w	-15.11	-18.88
187	68.88	86.11	123	40.44	50.55	60	12.44	15.55	-3	-15.55	-19.44
186	68.44	85.55	122	40.00	50.00	59	12.00	15.00	-4	-16.00	-20.00
185	68.00	85.00	121	39.55	49.44	58	11.55	14.44	-5	-16.44	-20.55
184	67.55	84.44	120	39.11	48.88	57	11.11	13.88	-6	-16.88	-21.11
183	67.11	83.88	119	38.66	48.33	56	10.66	13.33	-7x	-17.33	-21.66
182	66.66	83.33	118	38.22	47.77	55	10.22	12.77	-8	-17.77	-22.22
181	66.22	82.77	117	37.77	47.22	54	9.77	12.22	-9	-18.22	-22.77
180	65.77	82.22	116	37.33	46.66	53	9.33	11.66	-10	-18.66	-23.33
179	65.33	81.66	115	36.88	46.11	52	8.88	11.11	-11y	-19.11	-23.88
178d	64.88	81.11	114	36.44	45.55	51	8.44	10.55	-12	-19.55	-24.44
177	64.44	80.55	113	36.00	45.00	50g	8.00	10.00	-13	-20.00	-25.00
176	64.00	80.00	112	35.55	44.44	49	7.55	9.44	-14	-20.44	-25.55
175	63.55	79.44	111	35.11	43.88	48	7.11	8.88	-15	-20.88	-26.11
174e	63.11	78.88	110i	34.66	43.33	47	6.66	8.33	-16	-21.33	-26.66
173	62.66	78.33	109	34.22	42.77	46	6.22	7.77	-17	-21.77	-27.22
172	62.22	77.77	108	33.77	42.22	45	5.77	7.22	-18	-22.22	-27.77
171	61.77	77.22	107	33.33	41.66	44	5.33	6.66	-19	-22.66	-28.33
170	61.33	76.66	106j	32.88	41.11	43	4.88	6.11	-20	-23.11	-28.88
169	60.88	76.11	105	32.44	40.55	42	4.44	5.55	-21	-23.55	-29.44
168f	60.44	75.55	104k	32.00	40.00	41	4.00	5.00	-22	-24.00	-30.00
167g	60.00	75.00	103	31.55	39.44	40	3.55	4.44	-23	-24.44	-30.55
166	59.55	74.44	102l	31.11	38.88	39	3.11	3.88	-24	-24.88	-31.11
165	59.11	73.88	101	30.66	38.33	38	2.66	3.33	-25	-25.33	-31.66
164	58.66	73.33	100m	30.22	37.77	37	2.22	2.77	-26	-25.77	-32.22
163	58.22	72.77	99	29.77	37.22	36	1.77	2.22	-27	-26.22	-32.77
162	57.77	72.22	98n	29.33	36.66	35	1.33	1.66	-28	-26.66	-33.33
161	57.33	71.66	97	28.88	36.11	34	0.88	1.11	-29	-27.11	-33.88
160	56.88	71.11	96	28.44	35.55	33	0.44	0.55	-30	-27.55	-34.44
159	56.44	70.55	95	28.00	35.00	32r	0.00	0.00	-31	-28.00	-35.00
158	56.00	70.00	94	27.55	34.44	31	-0.44	-0.55	-32	-28.44	-35.55
157	55.55	69.44	93	27.11	33.88	30s	-0.88	-1.61	-33	-28.88	-36.11
156	55.11	68.88	92	26.66	33.33	29	-1.33	-1.66	-34	-29.33	-36.66
155	54.66	68.33	91	26.22	32.77	28t	-1.77	-2.22	-35	-29.77	-37.22
154	54.22	67.77	90	25.77	32.22	27	-2.22	-2.77	-36	-30.22	-37.77
153	53.77	67.22	89	25.33	31.66	26	-2.66	-3.33	-37	-30.66	-38.33
152	53.33	66.66	88	24.88	31.11	25	-3.11	-3.88	-38	-31.11	-38.88
151	52.88	66.11	87	24.44	30.55	24	-3.55	-4.44	-39s	-31.55	-39.44
150	52.44	65.55	86	24.00	30.00	23	-4.00	-5.00	-40	-32.00	-40.00
149	52.00	65.00									

a Water boils (Barom. 30 inches.)
 b Heat of a stove, borne by Dr. Solander.

c Heat of a stove, borne for 10 minutes by Sir Joseph Banks and Dr. Solander.

d Water simmers.

e Alcohol boils.

f Very pure ether distils.

g Res's wax melts.

h Spermaceti melts.

i Temperature at which liquids are often drunk.

j Heat observed in Scarlatina.

k Temperature of the common hen.

l Temperature of arterial blood, (?)

m Temperature of venous blood.

n Phosphorus melts.

o Ether boils. p Nitric ether boils.

q Muriacic ether boils.

r Medium temperature of the globe.

s Ice melts.

s Milk freezes.

t Vinegar freezes.

u Strong wine freezes.

v A mixture of one part of alcohol and three of water freezes.

w Cold at the battle of Eylau, 1807.

x A mixture of equal parts of alcohol and water freezes.

y A mixture of two parts of alcohol and one of water freezes.

z Melting point of quicksilver.

The human body can bear a high degree of heat diffused in the atmosphere. There are cases on record, where air of 400° and upwards, of Fahrenheit's scale, has been breathed with impunity for a short time. It can likewise withstand very severe cold. In the expedition of Capt. Back to the Arctic regions, the ther-

момeter was as low as—70° of Fahr. Excessive heat disposes the body to gastric and intestinal diseases, and particularly to inflammation and enlargement of the liver; hence, the frequency of such affections within the torrid zone. Heat is often used therapeutically: the actual cautery, at a white heat, disorganizes the

parts to which it is applied: a lesser degree occasions violent inflammation. Heat higher than that of the human body is excitant; of a lower degree, sedative. Excessive cold acts as a powerful sedative—inducing sleep, the tendency to which, after long exposure, becomes irresistible. See Cold. Many of the topical applications—as cataplasms—act wholly by virtue of their warmth and moisture.

HEAT, INTERNAL, (F.) *Chaleur interne*, is a sensation of heat felt by the patient, but not sensible to the touch. *External heat*, (F.) *Chaleur extérieure*, that which can be felt by others. Heat, *Ardor*, is called *moist*, (F.) *haliteuse*, when accompanied with moisture, like that felt after bathing; *dry*, (F.) *sèche*, when the skin has not its ordinary softness. It is called *acid* and *pungent*, (F.) *âcre et mordicante*, when it conveys a disagreeable tingling to the fingers. The French employ the terms *nervous heat* and *erratic heat*, *Chaleur nerveuse* and *Chaleur erratique* for that which comes by flushes, alternating with chills, and which moves rapidly from one part to another. M. Double has used the term *septic heat*, (F.) *Chaleur septique*, for that which produces a piquante sensation on the hand, similar to that of the acrid heat, but milder and more uniform, and which is accompanied with feebleness and frequency of pulse, &c.

HEAT, ACRID, see Acrid—h. Prickly, Lichen tropicus.

HEAT, *Ardor venereus*, (F.) *Chaleur des animaux*, *Rut*, is the periodical sexual desire experienced by animals. It is supposed by many to be owing to the periodical maturation and discharge of ova,—*Ovulation*.

HEATH, COMMON, *Erica vulgaris*.

HEAVINESS, Somnolency.

HEAVY, *Gravis*, (F.) *Gravatif*, from Sax. heapan, 'to heave.' An epithet given to any pain, which consists in a sensation of weight or heaviness, or is accompanied by such sensation.

HEBDOMADARIA, Octana.

HEBE, ἠβη. This word has been employed to designate, 1. The first hair that grows on the pubes, 2. The pubic region, and 3. Puberty.

HEBETES, Adolescens.

HEBETOR, Adolescens.

HEBETUDO ANIMI, Imbecility—h. Dentium, Hæmodia—h. Visus, Amblyopia, Caligo.

HEBREWS, MEDICINE OF THE. Medicine seems to have been at a very low ebb with the ancient Hebrews. Of anatomy they knew nothing. Their physiology was imperfect and filled with superstitions; and their therapeutics unsatisfactory. Hygiene appears to have been most attended to. Of the other departments of medicine we cannot judge of their knowledge.

HECATOMPHYLLUM, Rosa centifolia.

HECTEUS, ἑκτεῦς. A Greek measure, containing about 72 chopines or pints.

HECTIC FEVER, *Febris hectica*, *Hectico-pyria*, *Hectico-pyretos*, *Hectica*, *Amphimerina hectica*, *Febris phthisica*, *Syntecopyria*, *Syntecopyria*, *Febris marasmodes*, *Marasmo-pyria*, *Febris tabida*, *Leucopyria*, *Epanctus hectica*, *Febris lenta*, *F. amphimerina hectica*, *Febris amatoria*, *Chlorosis amatoria*, (F.) *Fievre Hectique*, *F. Étique*, from ἕκτε, 'habit of body;' because in this disease every part of the body is emaciated; or perhaps, from ἐκτεῦς, 'I consume,' 'I am exhausted.' The name of a slow,

continued, or remittent fever, which genera accompanies the end of organic affections, has been esteemed idiopathic, although it is probably always symptomatic. It is the fever irritation and debility; and is characterized progressive emaciation; frequent pulse; skin,—especially of the palms of the hands & soles of the feet; and, towards the end, copious sweats and diarrhæa. Being symptomatic, it can only be removed by getting rid of the original affection. This is generally difficult and almost hopeless in the disease, which it most commonly accompanies,—consumptive HECTICA, Hectic Fever—h. Infantilis, I ver, infantile remittent.

HECTICOPYRA, Hectic fever.

HECTICOPYRETOS, Hectic fever.

HECTICUS, (F.) *Étisie*. Same etym.

The state of those who have hectic fever.

HECTOGRAMME, *Hectogramma*, from ἑκ, 'a hundred,' and γραμμα. A measure 100 grammes, i. e. 3 ounces, 1 drachm, and grains, Troy.

HECTOLITRE. A measure containing 1 litres or 26.42 wine pints.

HECUSIUS, Voluntary.

HEDEOMA, *Hedeoma pulegioides*, *Cuni-pulegioides*, *Melissa pulegioides*, *Pennyroy. Tickweed*, *Stinking Balm*, *Squawmint*. See Syst. Diandria Monogynia; Nat. Ord. Labiate. An indigenous plant, common in all parts of the United States, and which, where it is abundant, perfumes the air for a considerable distance. It is employed in the same cases the mints and the English pennyroyal. In popular practice it is used as an emmenagogue.

The *Oleum Hedeomæ* (Ph. U. S.) or *Oil Pennyroyal* is used as a stimulating carminative, dropped on sugar. Dose, 2 to 6 drops.

HEDERA ARBOREA, H. Helix.

HEDERA HELIX, *Hedera arborescens*, *Baccharis Cissos*, κισσός, *Cittos*, κιστός, *Edera*, *Corymbetra*, *Corymbos*, *Ivy*, (F.) *Lierre*. The taste of ivy leaves is bitter, styptic, and nauseous. They are not used in medicine. According to Haller, they were recommended in Germany against the atrophy of children; and the common people of England sometimes apply the to running sores and to keep issues open. The berries were supposed, by the ancients, to have an emetic and purgative quality; and a water extract was made from them, called by Quercetanus *Extractum purgans*. From the stem of the tree a resinous juice exudes in warm climates, called *Gummi Hederae*, (F.) *Gomme lierre*, *Resine de lierre*. It is possessed tonic and astringent properties, but is not used.

HEDERA TERRESTRIS, *Glecoma hederacea*.

HEDERULA, *Glecoma hederacea*.

HEDISARUM ALKAGI, Agul.

HEDRA, ἕδρα, ἕδρη, 'a vestige.' A fracture of the bones of the cranium, in which the trachea of the fracturing instrument is still perceptible. It was, also, used, by the ancients for the anus, for excrement, and for the bottom of an abscess.

HEDROCELE, Proctocèle.

HEDYCHROUM, from ἡδύς, 'sweet,' and χροῦς, 'colour.' A remedy of a pleasant colour. Applied to certain trochs, the chief constituent of which was Theriac.

HEDYPHONIA, from ἡδύς, 'sweet,' and φωνή, 'voice.' Sweetness of voice.

HEDYPNEUS'TUS, *Hedyp'notus*, from ἡδύς, 'sweet,' and πνέω, 'I breathe.' Breathing sweetly or softly. Smelling sweetly.

HEDYSMA, Condiment.

HEEL, see Calcanemum.

HELCENTERITIS, Dothinerteritis.

HELCODES, Ulcerous.

HELCOLOG'Y, *Helicolog'ia*; from ἔλκος, 'ulcer,' and λόγος, 'discourse.' The doctrine of, or a treatise on, ulcers.

HELCOMA, Ulcer.

HELCOPTHAL'MIA, *Ophthalm'ia ulcero'sa*. Ophthalmia with ulceration.

HEL'COS, from ἔλκος, 'an ulcer.' Hence:

HELCOISIS, Elcosis, Ulceration—h. Cerebri, Encephalopyosis—h. Laryngis, Phthisis laryngea—h. Pulmonalis, Phthisis pulmonalis—h. Renalis, Nephrelcosis—h. Uteri, see Metrophthisis—h. Vesicæ, Cystophthisis.

HELCOSTAPHYLO'MA, from ἔλκος, 'ulcer,' and σταφυλόμα, 'staphyloma.' Staphyloma ending in ulceration.

HELCOXERO'SIS, from ἔλκος, 'ulcer,' and ξηρωσις, 'dryness.' The drying of an ulcer.

HELCTICA, Epispastics.

HEL'CUS, Ulcer.

HEL'CYD'RION, *Helcyd'rium*, ἑλκυδῖον, *Ulcus'culum*, a small ulcer, a superficial ulceration of the cornea—Galen, Paulus, Foësius.

HEL'CYSTER, from ἔλκος, 'I draw.' An iron hook or crotchet for extracting the fœtus. See Crotchet.

HELENIUM, *Inula helenium*.

HELENIUM AUTUMNA'LE, *False Sunflower, Sneezewort, Sneezeweed, Swamp Sunflower, Yellow star, Oz-eye*. An indigenous herb, with large golden-yellow compound flowers, which appear in August. All its parts are bitter and somewhat acrid, and when snuffed up the nostrils in powder are powerful sternutatories.

HELIAN'THEMUM CANADEN'SE, *Cistus Canaden'sis, Frostwort, Frostweed, Rock-ross*. An herbaceous plant having large yellow flowers, which grows in all parts of the United States, and flowers, in the Middle States, in June. It has an astringent, slightly aromatic and bitterish taste. It has been prescribed in scrofula, but probably is nothing more than an aromatic tonic.

HELIASIS, Astrabolistmus, Insolation.

HELICIA, Age.

HEL'ICINE, *Helic'innus, Helicoi'des, Helico'des*, from *Helix*, 'the tendrils of the vine.' Resembling the tendrils of the vine.

HELIGNE ARTERIES of the penis, as described by J. Müller, are short vessels given off from the larger branches, as well as from the finest twigs of the artery of the organ: most of those come off at a right angle, and project into the cavity of the spongy substance, either terminating abruptly or swelling out into a club-like process without again subdividing. Almost all these vessels are bent like a horn, so that the end describes half a circle or somewhat more. They have a great resemblance to the tendrils of the vine, whence their name. A minute examination of them, either with the lens or the microscope, shows that, although they at all times project into the venous cavities of the corpora cavernosa, they are not entirely naked, but are covered with a delicate membrane, which, under the microscope, appears granular.

HEL'ICIS MAJOR. A muscle of the ear, which originates from the anterior, acute part of the helix, upon which it ascends and is inserted into the helix. It pulls the part into which it is inserted a little downwards and forwards.

HEL'ICIS MINOR. This muscle originates from the under and fore part of the helix, and is inserted into the helix, near the fissure in the cartilage, opposite the concha. Its use is to contract the fissure.

HELICOIDES, Helicine.

HELICOTRE'MA, from ἑλῖξ, 'helix, cochlea,' and τρημα, 'a foramen.' The hole by which the two scales of the cochlea communicate at the apex.

HELIGMUS, Convolution.

HEL'IKIA, Age.

HEL'IOSIS, Astrabolistmus, Insolation.

HEL'IOTROPE, Heliotropium Europæum.

HEL'IOTROPION, Cichorium intybus.

HEL'IOTROPIUM EUROPEUM, *Verruca'ria*. The *Heliotrope*, (F.) *Tournesol, Herbe aux verrues*. This plant is considered to possess aperient properties; and to be capable of destroying cutaneous excrescences; hence one of its names.

HELIX, *Capre'olus*, from εἰλεῖν, 'to envelop,' 'surround.' The fold is thus called, which forms the outer circumference or ring of the external ear.

HELIX, Limax.

HELIX POMA'TIA. A large kind of snail, transported from the south of Europe to England by Sir Kenelm Digby, for his lady when in a decline. It was considered highly restorative.

HELLEBORASTER, *Helleborus fœtidus*.

HELLEBORE, *Dracontium fœtidum*—h. American, *Veratrum viride*—h. Black, *Helleborus niger*—h. *Blanc*, *Veratrum album*—h. *Noir*, *Helleborus niger*—h. Stinking, *Helleborus fœtidus*—h. Swamp, *Veratrum viride*—h. White, *Veratrum album*.

HELLEBORIS'MUS, *Elleboris'mus*. The method of treating disease, amongst the ancients, by hellebore. This comprised not only the choice, preparation, and administration of the medicine, but, likewise, the knowledge and employment of preliminary precautions and remedies proper for aiding its action, and preventing the pernicious effects which it might occasion.

HELLEBORUS, *H. niger*—h. *Albus*, *Veratrum album*—h. *Trifolius*, *Coptis*.

HELLEBORUS FœTIDUS, *Helleboras'ter, Elleboraster, Stinking Hel'lebo*re or *Bear's foot, Setterwort*, (F.) *Hellébore ou Ellébore fétide, Pied de Griffon*. The leaves of this plant are said to be anthelmintic. The smell of the fresh plant is extremely fetid, and the taste bitter and acrid. It usually acts as a cathartic.

HELLEBORUS NIGER, *Melampo'dium, Melanorrh'zum, Ectomon, Black Hel'lebo*re, *Christmas Rose*, (F.) *Hellébore noir*. The root of this European plant—*Helleborus*, (Ph. U. S.)—has a disagreeable odour, and bitter, acrid taste. It is possessed of cathartic properties, and has been recommended as an emmenagogue. It has been given in mania, melancholia, dropsy, suppressed menses, &c. Dose, gr. x. to ℥j, as a cathartic.

HELLECEBRA, Sedum.

HELMET-FLOWER, YELLOW, *Aconitum Anthora*.

HELMET POD, Jeffersonia Bartoni.
HELMINS, Plur. *Helmin'thes* seu *Elmin'thes*, from 'ελμινε, 'a worm.' A worm; an entozoon:—hence:

HELMINTHAGOGUE, Anthelmintic.

HELMINTHI, Worms.

HELMINTHIA, Helminthiasis—h. Alvi, Worms.

HELMINTHIA ERRATICA. Worms, introduced by accident and without finding a proper habitation in the stomach or intestines; producing spasmodic colic, with severe tormina, and occasionally vomiting or dejections of blood; the 12th genus of the order *Enterica*, class *Caliaca*, of Good.

HELMINTHIA PODICIS, Worms.

HELMINTHIASIS, from 'ελμινε, 'a worm.' A generic name for the condition which gives occasion to the presence of intestinal worms. It is, also, called *Helmin'thia*, *Verminatio*, *Morbus vermino'sus*, *Status vermino'sus*, *Sabur'ra vermino'sa*, *Scolecic'asis*, *Scolec'osis*. *Entozoo'gen'es'tis*, *Parasit'ismus intestinal'is*, *Worm disease*, *Inverminatio*. See Worms.

HELMINTHIC, Anthelmintic.

HELMINTHOCHORTUM, Corallina Corsicana.

HELMINTHOCOLICA, Colica verminosa.

HELMINTHOCORTON, Corallina Corsicana.

HELMINTHOL'OGY, *Helmintholog'ia*, from 'ελμινε, 'a worm,' and λογος, 'a description.' A treatise on worms.

HELMINTHOPYRA, *Helminthopyr'etos*, *Febris vermino'sa*, from 'ελμινε, 'a worm,' and πυρ, 'a fever.' Fever occasioned by worms. See Fever, verminous.

HELMINTHOPYRETOS, Helminthopyra.

HELMINTHUS GORDII, Seta equina.

HELODES, Elodes.

HELONIAS OFFICINALIS, see Veratrina.

HELOPYRA, Elodes (febris.)

HELOPYRETUS, Elodes (febris.)

HELOS, Clavus, Marsh.

HELO'SIS, *Helot'is*: from ελω, 'I turn.' Eversion of the eyelids, and convulsions of the muscles of the eyes. Plica Polonica. Strabismus.

HELOTIS, Helosis, Plica.

HELUS, Clavus, Helos.

HELXINE, Parietaria.

HEMACHROIN, Hæmatin.

HÉMÀPÉRITONNÉR'HAGIE, *Hæmaperitonæorrhag'ia*; from 'ημ, 'blood,' peritonæum, and ρηγνυμι, 'I break forth.' Hemorrhage into the peritoneum.

HÉMÀPROCTIE, Hæmorrhoids.

HÉMÀSTATIQUES, Hæmatostatica.

HÉMÀTI-DROSE, Sudor cruentus.

HEMATIN, Hæmatin.

HÉMÀTO-ENCÉPHALIE, Apoplexy.

HEMATOID, Hæmatodes.

HÉMÀTOLOGIE, Hæmatology.

HEMATOLOGY, Hæmatology.

HÉMÀTOMYÉLIE, *Hæmorrhagie de la Moëlle épinière*.

HÉMÀTONCIE, Hæmatoncus, see Hæmatodes fungus—h. *Fonguïde*, Hæmatodes fungus.

HÉMÀTOPISIE, Hæmatops.

HEMATORRHACHIS, Apoplexia myelifica.

HEMATOSIN, Hæmatin.

HEMERA, ημερα, 'a day.' *Dies*. Hence:

HEMERALOPIA, see Nyctalopia.

HEMERALOPIA, from ημερα, 'the day,' and οπτουμι, 'I see.' *Hæmeralops*, *Dysop'ia tes bra'rum*, *Cali'gō tenebra'rum*, *Parop'sis Nocti'uga*, *Visus diu'rus*, *Nyctalo'pia*, (of some *Nyctotyphlo'stis*, *Amblyop'ia crepuscula'r* *Cæcitas crepuscula'ris* seu *noctur'na*, *A'ci diu'na*, *Day-sight*, *Day-vision*, *Hen blindne*, *Night blindness*, (F.) *Vue diurne*, *Aveugment de Nuit*. A disease in which the eye enjoy the faculty of seeing, whilst the sun above the horizon; but are incapable of seeing by the aid of artificial light. Its causes are n evident. The eye, when carefully examine presents no alteration, either in its membran or humours.

HEMERALOPS, *Dorea*. One labouring under hemeralopia. Also, Hemeralopia.

HEMERATYPHLOSIS, Nyctalopia.

HEMERODROMA, (febris) Ephemera.

HEMEROPATHIA; from ημερα, 'a day' and παθος, 'an affection.' A disease, which continues only a day; or, which is only observed during the day.

HEMI, ημι, ημισυς, 'half,' 'semi.' Hence

HEMIAMAUIROSIS, Hemioopia.

HEMIANDRUS, Eunuch.

HEMIANOR, Eunuch.

HEMIANTHROPIA, Mania.

HEMIANTHROPUS, Eunuch; Maniac.

HEMIAZYGA, (Vena) See Azygos vein.

HEMICEPHALÆA, Hemicrania.

HEMICEPHALÆUM, Sinciput.

HEMICEPHALIUM, Sinciput.

HEMICEPHALUM, Sinciput.

HEMICEPH'ALUS, *Semiceph'alus*, from ημι, 'half,' and κεφαλη, 'head.' One who h half a head.

HEMICRANIA, *Hemicephalæ'a*, *Migran' Grana*, *Hemip'gia*, *Hemipe'gia*, *Heterocr'ni Monop'gia*, *Monope'gia*, *Cephal'a a Hemicr'nia*, *Hemipath'i'a*, *Meg'ram*, from ημισυς, 'hal and εγώνιον, 'cranium,' (F.) *Migraine*. Pain confined to one half the head. It is almost always of an intermittent character;—at time continuing only as long as the sun is above the horizon; and hence sometimes called *Sun-pai*—and is cured by cinchona, arsenic, and the remedies adapted for intermittents.

HEMICRANIA IDIOPATHICA, Neuralgia, facia

HEMIDESMUS IN'DICUS, *Periplo'ca Indica*, *Ascle'pias Pseudosar'isa*, *Indian Sarsap'illa*. A Hindusthane plant, the root of which has a peculiar aromatic odour, and a bitter taste. It is used in India as a substitute for sarsaparilla.

HEMIDIAPHORE'SIS, *Transpira'tio Ulat'era*; from ημι, 'half,' and διαφωρις, 'perspiration.' Perspiration of one half the body.

HEMIEC'TON, *Hemiec'teon*, *Semise'ctw* A vessel capable of containing 36 chopines pints, and in which fumigations were made diseases of the uterus and vagina.—Hippocr.

HEMIM'ELES, from ημισυς, 'one-half,' and μελος, 'a limb.' A genus of monsters in which the upper or lower extremities are very defective—mere stumps, and the fingers and toes are entirely wanting or very imperfect.—St. Hilaire.

HEMIME'RION, from ημισυς, and μου, 'a part.' 'One half.'—Foësius. Also, half drachm.—Erotian.

HEMINA. A Greek measure, answering

the *Cotyle*, *κοτυλη*, i. e. one half the sextarius, or about half a pint, English.

HEMIOBOLION, *Hemiobolon*. Half the obolus. A weight of about five grains.—Goræus.

HEMIO'LION. A weight of 12 drachms, or oz. 1 $\frac{1}{2}$.—Galen. See *Sesuncia*.

HEMIOPIA, *Hemiopi'sis*, *Hemiopi'asis*, *Suf-fu'sio dimid'ians*, *Visus dimid'iat'us*, *Marmor'ige Hippocr'atis*, *Hemiamauro'sis*, *Amauro'sis dimid'ia'ta*, from *ημισυς*, 'one half,' and *οπτιμαι*, 'I see.' Depraved vision, in which the person sees only one half of an object.

HEMIOPIASIS, *Hemioopia*.

HEMIOPSIS, *Hemioopia*.

HEMIPA'GES, *Disor'yphus dihyppogas'trius*, *Oc'topus synapheoceph'alus*, from *ημι*, 'half,' and *πηγνυμι*, 'I fasten.' A monstrosity, in which twins are united from the navel to the vertex.—I. G. Saint Hilaire.

HEMIPAGIA, *Hemicrania*.

HEMIPATHIA, *Hemicrania*.

HEMIPFGIA, *Hemicrania*.

HEMIPHONIA, from *ημι*, 'half,' and *φωνη*, 'voice.' Great weakness of voice.

HEMIPLE'GIA, *Hemiple'gia*, *Paral'ysis Hemipleg'ia*, *Semiple'gia*, *Semi-sidera'tio*, from *ημισυς*, 'one half,' and *πληρωω*, or *πληρωω*, 'I strike.' Paralysis of one side of the body. See *Paralysis*. One, so palsied, is said to be *hemipleg'ic*, *semi-sidera'tus*.

HEMIPLEGIA FACIALIS, *Paralysis*, *Bell's*.

HEMIPLEXIA, *Hemiplegia*.

HEMIPROSOPLEGIA, *Paralysis*, *Bell's*.

HEMISPHERÆ CEREBRI, *Hemispheres* of the brain.

HEMISPHERE, *Hemisphæ'ra*, *Hemisphæ'rium*, from *ημισυς*, 'one half,' and *σφαιρα*, 'a sphere.' One half of a sphere or of a body having a spheroidal shape. The *hemispheres* of the brain, *Hemisphæ'ræ cerebri*, are the upper spheroidal portions of the brain, separated from each other by the *falx cerebri*.

HÉMITE, *Hæmitis*.

HEMITRITÆA, (*FEBRIS*), *F. Semi-ter'tiana*, *Febris sesquial'tera*, (*F.*) *Semi-ter'tice*, *Fièvre demitertice*. A semi-tercian fever, so called because it seems to possess both the characters of the tertian and quotidian intermittent.—Galen, *Spigelius*.

HEMIUNCIA, *Hemiuncion*.

HEMIUN'CION, *Hemium'cia*, *Semum'cia*, *Semium'cia*. Half an ounce.

HEMLOCK, *Conium maculatum*—*h. American*, *Cicuta maculata*—*h. Bastard*, *Charophyllum sylvestre*—*h. Common*, *Conium maculatum*—*h. Dropwort*, *Œnanthe*—*h. Gum*, see *Pinus Canadensis*—*h. Pitch*, see *Pinus Canadensis*—*h. Spruce*, *Pinus Canadensis*—*h. Water*, *American*, *Cicuta maculata*—*h. Water*, fine-leaved, *Phellandrium aquaticum*—*h. Water*, *Cicuta aquatica*—*h. Wild*, *Cicuta maculata*.

HÉMOCARDIOPLASTIES, see *Polypus*.

HEMODIA, *Hæmodia*.

HÉMO-ENCEPHALORRHAGIE, *Apoplexy*.

HÉMOHÉPATORRHAGIE, *Hepatorrhagia*.

HÉMOMYÉLORRHAGIE, *Apoplexy*, *spinal*.

HÉMOPTYSIE, *Hæmoptysis*—*h. Foudroyante*, see *Hæmoptysis*.

HEMORRHAGE, *Hæmorrhagia*—*h. From*

the bladder, *Cystirrhagia*—*h. From* the intestines, *Melæna*—*h. Interstitial*, *Apoplexy*—*h. From* the pituitary membrane, *Epistaxis*—*h. From* the skin, *Sudor cruentus*—*h. Spinal*, *Apoplexy*, *spinal*—*h. Uterine*, *Metrorrhagia*.

HEMORRHAGIC PLEURISY, *Hæmatothorax*.

HÉMORRHAGIE BUCCALE, *Stomatorrhagia*—*h. Cérébrale*, *Apoplexy*—*h. du Foie*, *Hepatorrhagia*—*h. Interstitielle*, *Apoplexy*—*h. Interstitielle du Poumon*, *Hæmoptysis*—*h. des Intestins*, *Hæmatochezia*—*h. de la Matrice*, *Metrorrhagia*—*h. Meningée*, *Apoplexy*, *meningeal*—*h. de la Moëlle épinière*, *Apoplexia myelitica*—*h. Nasale*, *Epistaxis*—*h. de la Vessie*, *Cystirrhagia*.

HEMORRHAGIP'AROUS *Hémorrhagipare*; from *hæmorrhagia*, 'hemorrhage,' and *parire*, 'to bring forth.' That which gives occasion to hemorrhage: thus, softening of the neurine may be *hæmorrhagiparous*.

HÉMORRHINIE, *Epistaxis*.

HÉMORRHOÏDAIRE, (*F.*) One who is subject to hemorrhoids.

HÉMORRHOÏDES *Hæmorrhoids*—*h. Aven-gles*, *Cæcæ hæmorrhoides*.

HÉMORRHOSCOPIE, *Hæmatosopia*.

HÉMOSPASIE, *Hæmospasia*.

HÉMOSPASIQUE, *Hæmospastic*.

HÉMOSTASIE, *Hæmostasia*.

HÉMOSTATIQUES, *Hæmostatica*.

HEMP, *INDIAN*, *Apocynum cannabinum*, *Bangue*.

HEMPSEED, see *Cannabis sativa*.

HEMBANE, *Hyoscyamus*.

HEN-BLINDNESS, *Hemeralopia*.

HENNE, *Lawsonia inermis*.

HENRICEA PHARMACEARCHA, *Gentiana chirayita*.

HENRICUS RUBENS, *Colcothar*.

HEPAR, *ηπαρ*, 'genitive,' *ηπατος*, 'liver.'

A name for substances resembling liver in appearance. The ancient name for the *liver of sulphur*, *Hepar sul'phuris*; which is sometimes a compound of sulphur and potassium; at others, of sulphur and potassa. See *Potassæ sulphuretum*.

HEPAR ADULTERINUM, *Spleen*.

HEPAR ANTIMONIA'TUM is a compound of a sulphuret of antimony and an alkali. See *Oxydum stibii sulphuretum*.

HEPAR MARTIA'LE. A compound of sulphuret of potass and an oxide of iron.

HEPAR SANGUINIS, see *Blood*—*h. Sinistrum*, *Spleen*—*h. Sulphuris salinum*, *Potassæ sulphuretum*—*h. Sulphuris volatile*, *Ammonia sulphuretum*—*h. Uterinum*, *Placenta*.

HEPATAL'GIA, *Hepatodyn'ia*, *Neural'gia hep'atis*, *Col'ica hepatic'a*; from *ηπαρ*, 'liver,' and *αλγος*, 'pain.' Pain in the liver. *Neuralgia* of the liver. (*F.*) *Néuralgie du Foie*.

HEPATALGIA CALCULOSA, *Colica hepatica*—*h. Petitiانا*, *Turgescencia vesiculæ felleæ*—*h. Phlegmonoides*, *Hepatitis*.

HEPATAPOSTEMA, from *ηπαρ*, 'the liver,' and *πλοστημα*, 'an abscess.' Abscess of the liver.

HEPATARIUS, *Hepaticus*.

HEPATECHEMA, *Son'itus hepatic'us*, from *ηπαρ*, 'liver,' and *ηχημα*, 'sound.' Sound rendered by the liver on percussion.

HEPATEMPHRAXIS, from *ηπαρ*, 'liver;'

and *μπαρσσω*, 'I obstruct.' Hepatic obstruction.—Ploucquet.

HEPATENCEPHALOMA, *Hepatomyeloma*, *Fungus hepatis medullaris*, from *ἥπαρ*, 'liver,' and *εγκεφαλός*, 'encephalon.' Encephaloid of the liver.

HEPATERUS, *Hepaticus*, *Jecora'rius*. A variety of diarrhoea, *Fluxus hepaticus*.—Gorr.

HEPATHÆMORRHA G'IA, *Hæmorrhag'ia hepatica*, *Hepatorrhag'ia*, *Apoplex'ia hepaticá*, (F.) *Hémorrhagie du foie*, *Hémohépatorrhagie*, from *ἥπαρ*, 'liver,' and *αἰμορρογία*, 'hemorrhage.' Hemorrhage from the liver.

HEPATIC, *Hepaticus*, *Hepata'rius*, *Hepate'rus*, *Hepatoïdes*, *Hepato'des*, *Jecora'rius*, from *ἥπαρ*, 'the liver.' Belonging to or relating to or resembling liver.

HEPATIC ARTERY, *Art'ria Hepaticá*, one of the three branches given off by the celiac. It passes towards the inferior surface of the liver; where it divides into two branches, a *right* and *left*, which proceed towards the corresponding parts of that organ. The right branch gives off the cystic artery. Before dividing, the hepatic artery sends off two considerable branches, the *A. pylorica* and *Gastro-epiploica dextra*.

HEPATIC DUCT, *Ductus hepaticus*, (F.) *Canal hépatique*, is about three fingers' breadth in length, and of the size of a quill. It is formed by the union of the biliary ducts, and joins the cystic duct at a very acute angle, to form the ductus choledochus. Its function is to convey the bile from the liver towards the duodenum.

HEPATIC PLEXUS, *Plexus hepaticus*, consists of nervous filaments, sent by the celiac plexus to the liver, which accompany the hepatic artery.

HEPATIC VEINS or *Supra-hepatic veins*, *Vena cava hepaticá*, (F.) *Veines sus-hépatiques*, *Intra-lobular veins*, do not follow the course of the arteries of the same name. They arise in the substance of the liver; converge towards the posterior margin of that viscus, and open into the vena cava inferior. They convey away the blood carried to the liver by the hepatic artery and vena porta.

HEPATICA. A name formerly given to medicines which were believed capable of removing diseases of the liver.

HEPATICA, *Anemone hepatica*, see *H. triloba*—*h. Americana*, *H. triloba*—*h. Fontana*, *Marchantia polymorpha*—*h. Nobilis*, *Anemone hepatica*—*h. Stellata*, *Asperula odorata*.

HEPATICA TRIL'QBA, *H. Americana*, *Trifolium aureum*, *Liverwort*, *Liverweed*, *Trefoil*, *Noble Liverwort*, (F.) *Hépatique des jardins*. This plant—*Hepatica* (Ph. U. S.)—is a gentle astringent, but not possessed of much virtue.

HEPATICULA, *Hepatitis*, chronic.

HEPATICUS, *Hepateros*—*h. Flos*, *Anemone hepatica*.

HEPATIFICATIO, *Hepatization*.

HÉPATIQUE ÉTOILÉE, *Asperula odorata*—*h. des Fontaines*, *Marchantia polymorpha*—*h. des Jardins*, *Hepatica triloba*.

HEPATIRRHEA, *Fluxus hepaticus*, *Dysenter'ia hepatica*, *Diarrhœa hepaticæ*, *Hepatorrhœa*, *Hepatocholorrhœa*, *Hepatodysenter'ia*, *Hepatorrhœgia*, *Hæmate'ra*, *Amate'ra*, (F.) *Flux hépatique*, from *ἥπαρ*, 'the liver,' and *ρεω*, 'I flow.' A species of diarrhoea

in which the excreted matters seem to come from the liver, or are much mixed with bile.

HEPATIS EMUNCTORIA, *Inguen*—*h. Suspensorium*, *Ligament*, *suspensory*, of the liver.

HEPATISATIO, *Hepatization*—*h. Pulmonum*, *Hepatization of the Lungs*.

HÉPATISATION, *Hepatization*—*h. Grise*, see *Hepatization*—*h. Rouge*, see *Hepatization*.

HEPATITES VENA, *Cava vena*.

HEPATITIS, *Empres'ma hepatis*, *Causa hepatis*, *Inflamma'tio hepatis*, *I. Jecino'ris*, *Febris hepatica inflammatoria*, *Hepatal'gia phlegmonoi'des*, *Morbus jecino'ris*, *Hepatophlegmoné*, *Inflammation of the liver*, (F.) *Hépatite*, *Inflammation du foie*, *Pièce* (Provincial.) It may be seated either in the peritoneal covering, *Sero-hepatitis*, or in the substance of the liver, or in both, *Puro-hepatitis*, and may be acute or chronic. The peculiar symptoms are;—pain in the right hypochondrium, shooting to the back and right shoulder, and increased on pressure; difficulty of lying on the left side; sometimes jaundice with cough, and synocha. Its termination is generally by resolution: in tropical climates it often runs on to suppuration, *Jec'oris vom'ica*, *Hepatitis apostematosa*, the abscess breaking either externally, or forming a communication with the intestines or chest, or breaking into the cavity of the abdomen. The causes are those of inflammation in general. Heat predisposes to it; hence its greater frequency in hot climates. On dissection of those who have died of it, the liver has been found hard and enlarged; colour of a deep purple; or the membranes have been more or less vascular; or adhesions, or tubercles, or hydatids, or abscesses, or biliary calculi may be met with. The treatment must be bold. Bleeding, general and local, fomentations, blisters, purgatives, and the antiphlogistic regimen. In hot climates especially, a new action must be excited by mercury as early as possible.

HEPATITIS APOSTEMATOSA, see *Hepatitis*.

HEPATITIS, *CHRONIC*, *Hepatitis chronica*, *Inflamma'tio hepatis lenta*, *Hepatitis ocul'ta*, *Hepatic'ula*, *Subinflammatio hepatis*, (F.) *Chrono-hépatite*, *Chronic liver disease*, is not so common as is believed. It may be suspected from the existence of the symptoms above mentioned, when in a minor degree; enlargement, constant dull pain in the region of the liver; sallow countenance; high-coloured urine; clay-coloured fæces, &c. The great object of treatment is to excite a new action by mercury and counter-irritants, and to keep the liver free by cathartics.

HEPATITIS CYSTICA, *Cholecystitis*—*h. Ocul'ta*, *H. chronic*.

HEPATIZATION, *Hepatisa'tio*, *Hepatisifica'tio*, from *ἥπαρ*, 'the liver.' Conversion into a liver-like substance. Applied to the lungs when gorged with effused matters, so that they are no longer pervious to the air;—*Hepatisa'tio pulmo'num*, *Carnifica'tio pulmo'num*. In such state, they are said to be *hepatized*.

HEPATIZATION, *RED*, (F.) *Hépatisation rouge*, *Endurcissement rouge*, *Ramollissement rouge*, characterizes the first stage of consolidation of the lungs in pneumonia.

HEPATIZATION, *GRAY*, (F.) *Hépatisation grise*, *Induration grise*, *Ramollissement gris*,

Infiltration purulente, characterizes the third stage, or stage of purulent infiltration.

HEPATIZON, Chloasma.

HEPATOCACE, from *ἥπαρ*, 'liver,' and *κακός*, 'evil.' Gangrene of the liver.

HEPATOCELE, from *ἥπαρ*, 'the liver,' and *κύλη*, 'a tumour;' *Hernia hepatica*; *Hernia of the Liver*. The liver has never been found entirely out of the abdominal cavity. Increase of its bulk, or injuries of the parietes of the abdomen, have been the sole cause of the protrusions which have been occasionally met with, especially in infants, in whom the upper part of the linea alba is very weak, and indeed scarcely seems to exist. Sauvages has distinguished two species of hepatocele:—the *ventral* (in the linea alba), and the *umbilical* or *hepatomphalum*.

HEPATOCHOLORRHEA, Hepatirrhœa.

HEPATOCOLICUM. A ligament of the liver, described by Haller, as passing from the gall-bladder and contiguous sinus portarum, across the duodenum to the colon. Another, termed *Hepato-renal*, descends from the root of the liver to the kidney. They are both peritoneal.

HEPATOCYSTIC, *Hepatocysticus*, *Cystid-epaticus*, from *ἥπαρ*, 'the liver,' and *κύστις*, 'bladder.' Relating to the liver and gall-bladder.

HEPATOCYSTIC DUCT, *Ductus hepatocysticus*, *Choledoch duct*.

HEPATODYNIA, Hepatalgia.

HEPATODYSENTERIA, Hepatirrhœa.

HEPATOGASTRIC, Gastrohepatic.

HEPATOASTROCHOLOSIS, Fever bilious, Fever, gastric.

HEPATOGRAPHY, *Hepatographia*; from *ἥπαρ*, 'the liver,' and *γραφία*, 'a description.' The part of anatomy which describes the liver.

HEPATOHEMIA, *Hyperhemia hepatis*, *Hepatic Engorgement*, (F.) *Hyperémie du Foie*, from *ἥπαρ*, 'the liver,' and *αἷμα*, 'blood.' Sanguineous congestion of the liver.

HEPATOIDES, Hepatic.

HEPATOIDES, Hepatic.

HEPATOLITHIASIS, from *ἥπαρ*, 'the liver,' and *λίθιασις*, 'formation of stone.' The formation of concretions, *Hepatolithi*, in the liver.

HEPATOL'OGY, *Hepatologia*, from *ἥπαρ*, 'the liver,' and *λόγος*, 'a discourse,' 'treatise.' A treatise on the liver.

HEPATOMALACIA, *Malaco'sis hepatis*, (F.) *Ramollissement du Foie*. Softening of the liver.

HEPATOMYELOMA, Hepatencephaloma.

HEPATONCUS, from *ἥπαρ*, 'the liver,' and *ὄγκος*, 'a tumour.' Tumefaction of the liver.

HEPATOPAREXTAMA, from *ἥπαρ*, 'the liver,' and *παρεξταμα*, 'considerable extension.' Excessive enlargement of the liver.

HEPATOPATHIA, from *ἥπαρ*, 'liver,' and *πάθος*, 'suffering.' Disease of the liver.

HEPATOPATHIE CANCÉREUSE, Hepatoscirrhus—*h. Tuberculeuse*, *Hépatostrumose*.

HEPATOPHLEGMONE, Hepatitis.

HEPATOPHTHISIS, *Phthisis hepatica*, from *ἥπαρ*, 'the liver,' and *φθίσις*, 'I consume.' Consumption from suppuration of the liver.

HEPATORRHAGIA, Hepatirrhœa, *Hepathæmorrhagia*.

HEPATORRHÆXIS, from *ἥπαρ*, 'liver,' and *ρῆξις*, 'rupture.' Rupture of the liver.

HEPATORRHŒA, Hepatirrhœa.

HEPATORSCOMIE, Hepatoscirrhus.

HEPATORSCIRRHUS, from *ἥπαρ*, 'liver,' and *σκίρρως*, 'cancerous induration.' *Scirrhus hepatis*, *Encephalosis of the liver*, *Carcinoma of the liver*, (F.) *Hépatoscarcomie*, *Hépatopathie cancéreuse*, *Cancer du Foie*. Scirrhus or Cancer of the liver.

HEPATORSTRUMOSIE, *Tubercula hepatis*, (F.) *Tubercules du Foie*, *Hépatopathie tuberculeuse*; from *ἥπαρ*, 'the liver,' and *struma*, 'a tumour,' 'a scrophulous tumour.' Tubercle of the liver.

HEPATOT'OMY, from *ἥπαρ*, 'the liver,' and *τέμνω*, 'I cut.' Dissection of the liver.

HEPIALOS, Epialos.

HEPS, see *Rosa canina*.

HEPSEMA, Decoction.

HEPSESIS, Decoction.

HEPTALON GRAVEOLENS, *Hogwort*, *Beet's fright*. An indigenous plant, which has a fetid porcine smell; and is said to be used by the Indians as a diaphoretic, cathartic, &c.

HEPTAPHARMACUM, from *ἑπτα*, 'seven,' and *φάρμακον*, 'a remedy.' A medicine composed of seven substances; ceruse, litharge, pitch, wax, colophony, frankincense, and bullock's fat. It was regarded as laxative, suppurative and healing.

HEPTAPHYLLUM, *Tormentilla*.

HEPTAPLEURON, *Plantago major*.

HERACLEUM, see *H. lanatum*—*h. Gummi-ferum*, see *Ammoniac gum*.

HERACLEUM SPONDYL'UM, *Branca ursi'na Germanica*, *Spondyl'ium*, *Cow Parsnep*, *All-heal*, (F.) *Berce*, *Branco-ursine batarde*, *Fausse Acanthe*. *Family*, Umbellifera. *Sex. Syst.* Pentandria Digynia. The root of this plant has a strong, rank smell; and a pungent almost caustic taste. It has been given as a tonic, stomachic and carminative; both in powder and in decoction. The Russians, Lithuanians, and Poles obtain from its seeds and leaves, by fermentation, a very intoxicating spirituous liquor, which they call *Parst*.

The root of *Heracleum Lanatum*, *Masterwort*, *Cow parsnep*,—*Heracleum* (Ph. U. S.)—is in the secondary list of the Pharmacopœia of the United States.

HERACLEUS MORBUS, Epilepsy.

HERB, *Herba*, *Bot'anz*. Any ligneous plant which loses its stalk during the winter.

HERB CHRISTOPHER, *Actea spicata*—*h. of Grace*, *Gratiola officinalis*—*h. Mastich*, common, *Thymus mastichina*—*h. Mastich*, Syrian, *Teucrium marum*—*h. Robert*, *Geranium Robertsonium*—*h. of Saint Cunegonde*, *Eupatorium cannabinum*—*h. Sophia*, *Sisymbrium sophia*—*h. Trinity*, *Anemone hepatica*.

HERBA, Herb—*h. Alexandrina*, *Smyrnum olusatrum*—*h. Anθος*, *Rosmarinus*—*h. Benedicta*, *Geum urbanum*—*h. Britannica*, *Rumex hydro-lapathum*—*h. Canni*, *Artemisia santonica*—*h. Cardiac*, *Leonurus cardiac*—*h. Cardui veneris*, *Dipsacus fullonum*—*h. Dorea*, *Solidago virgaurea*—*h. Felis*, *Nepeta*—*h. Genipi*, *Achillea atrata*—*h. Ignis*, *Lichen pyxidatus*—*h. Melancholifuga*, *Fumarica*—*h. Militaris*, *Achillea millefolium*—*h. Papillaris*, *Lapsana*—*h. Paralyseos*, *Primula veris*—*h. Paralytiea*, *Primula ve-*

ris—h. Patæ lapinæ, Leonurus cardiaca—h. Pulicaris, Plantago psyllium—h. Quercini, Lichen plicatus—h. Sacra, Verbena officinalis—h. Salivaris, Anthemis pyrethrum—h. Sideritidis, Galeopsis grandiflora—h. Tabaci, Nicotiana glabrum—h. Trinitatis, Anemone hepatica—h. Trinitatis, Viola tricolor—h. Veneris, Adiantum pedatum—h. Ventis, Anemone pulsatilla—h. Zazarhendi, Origanum.

HERBÆ PRO ENEMATE, Glyster herbs—h. pro fotu, Fomentation herbs.

HERBALIST, Herborist.

HERBA RIUM, from *herba*, a plant. A collection of plants. Generally applied to a collection of dried plants—*Hortus siccus*. In Pharmacy, a plant that is used entire.

HERBARIUS, Herborist.

HERBE, Herb—h. *au Cancer*, Plumbago Europæa—h. *aux Chantres*, Erysimum—h. *aux Charpentiers*, Justicia pectoralis—h. *aux Chats*, Nepeta, Teucrium marum—h. *au Coq*, Tanacetum balsamita—h. *au Cuillers*, Cochlearia officinalis—h. *aux Escrouelles*, Scrophularia nodosa—h. *aux Œus*, Lysimachia nummularia—h. *à Bernuer*, Achillea ptarmica—h. *aux Gueux*, Clematis vitalba—h. *à la Houette*, Asclepias Syriaca—h. *aux Mamelles*, Lapsana—h. *aux Mouches*, Conyza squarrosa—h. *au Pauvre homme*, Gratiola officinalis—h. *aux Perles*, Lithospermum officinale—h. *à Pisser*, Pyrola umbellata—h. *à la Poudre de Chypre*, Hibiscus abelmoschus—h. *aux Poux*, Delphinium staphisagria—h. *aux Puces communes*, Plantago psyllium—h. *à Robert*, Geranium Robertianum—h. *de Sainte Barbe*, Erysimum barbarea—h. *Sainte Christophe*, Actæa spicata—h. *de Saint Étienne*, Circaea lutetiana—h. *de Saint Jean*, Artemisia vulgaris—h. *de Saint Roch*, Inula dysenterica—h. *aux Sorciers*, Circaea lutetiana—h. *aux Verrues*, Heliotropium Europæum.

HERBIVOROUS, *Herbivorus*, from *herba*, 'grass,' and *voro*, 'I eat.' An epithet applied to animals which feed on herbs.

HERBORIST, *Herbarius*. One who deals in useful plants. An *Herbalist* or *Herbarist*.

HERBORIZATION, *Herbarum inquisitio*. An excursion, made with the view of collecting plants. Such excursions are directed by the Apothecaries' Company of London, for the use of their apprentices, &c.

HERBS, FIVE CAPILLARY, *Quingus herba capillares*, were, anciently, hart's tongue, black, white, and golden maiden-hair, and spleenwort.

HERBS, FIVE EMOLLIENT, *Quingus herba emollientes*, were, anciently, beet, mallow, marsh-mallow, French mercury, and violet.

HERCULES ALLHEAL, *Pastinaca opoponax*.

HERCULEUS MORBUS, Epilepsy.

HEREDITARY, *Hereditarius*, *Hereditarius*, *Gentilitius*, *Symphytos*, *Syngenes*, from *heres*, 'an heir.' An epithet given to diseases, communicated from progenitors. Such diseases may exist at birth; or they may supervene at a more or less advanced period of existence.

HERMAPHRODEITY, *Hermaphroditis*, *Hermaphroditismus*, *Hermaphroditismus*, *Fabrica androgyna*, *Androgynia*, *Gynandria*, *Hermaphroditism*; from *Ἑρμης*, 'Mercury,' and *Ἄφροδιτις*, 'Venus.' Appertaining to Mercury and Venus. Union of the two sexes in the same individual.

HERMAPHRODISIA, *Hermaphrodeity*. HERMAPHRODITE. Same etymon. *Hermaphroditus*, *Gynida*, *Androgynis*. One who possesses the attributes of male and female: who unites in himself the two sexes. A term, applied to an animal or plant which is, at the same time, both male and female. True hermaphrodites are only met with in the lower degrees of the animal scale, amongst the zoophytes, mollusca, or gasteropodes. The individuals of the human species, regarded as hermaphrodites, owe this appearance to a vicious conformation of the genital organs; a kind of monstrosity, which renders them unfit for generation, although an attentive examination may exhibit the true sex. Hermaphrodites have, likewise, been described, who, instead of uniting the attributes of both sexes, cannot be considered male or female. These have been called *neutral hermaphrodites*.

HERMAPHRODITISMUS, *Hermaphrodeity*. HERMAPHRODITUS, *Hermaphrodite*.

HERMETICA DOCTRINA, *Hermetica ars*, (F.) *Hermétique*. The doctrine of Hermes, a celebrated Egyptian philosopher, who is considered the father of alchemy. That part of chymistry, whose object was the pretended transmutation of the metals.

HERMODACTYLUS, *Dactylotus*, *Anima articulozum*, from *Ἑρμης*, 'Mercury,' and *δακτυλος*, 'a finger;' or rather from *Hermus*, a river in Asia, upon whose banks it grows; and *δακτυλος*, 'a date;' or from *Ἑρμης*, 'Mercury,' and *δακτυλος*, 'a date;' (F.) *Hermodactyle*, *Hermodacte* ou *Hermodate*. The root of the *Hermodactyl* was formerly used as a cathartic. By some, it is supposed to be identical with the *Iris tuberosa*. The best testimony seems to be in favour of its being a variety of the colchicum,—the *Colchicum Illyricum*.

HERMODATE, *Hermodactylus*.

HERMOPHILUS, from *Ἑρμης*, 'Mercury,' and *φιλος*, 'a lover.' One who is fond of mercury as a medicine.

HERNIA, *Ramea*, *Ruptura*, *R. herniosa*, *Crepatura*, *Ectopia herniosa*, *Celè*, *Rupture*, (F.) *Hargne*, *Descente*, *Effort*, *Greveure*, *Rampure*. Any tumour, formed by the displacement of a viscus or a portion of a viscus, which has escaped from its natural cavity by some aperture and projects externally. *Herniæ* have been divided into,—1. *Hernia of the Brain*; *Encephalocèle*; 2. *Hernia of the Thorax*; *Pneumocèle*; 3. *Hernia of the Abdomen*.

Abdominal Herniæ are remarkable for their frequency, variety, and the danger attending them. They are produced by the protrusion of the viscera, contained in the abdomen, through the natural or accidental apertures in the parietes of that cavity. The organs, which form them most frequently, are the intestines and the epiploon. These herniæ have been divided, according to the aperture by which they escape, into:

1. *Inguinal* or *Supra-Pubian Herniæ*. These issue by the inguinal canal: they are called *Bubonocèle*, when small; and *Serotal Hernia* or *Oscheocèle*, in man, when they descend into the scrotum;—*Vulvar Hernia* or *Puden'dal* or *La'bial Hernia*, *Epi'siocèle*, in women, when they extend to the labia majora. 2. *Crural* or *Femoral Hernia*, *Me'rocèle*, when they issue by the crural canal. 3. *Intra-Pubian Hernia*, (F.) *Hernie sous-pubienne*, *Oödocèle*, *Hernia*

foramina ovalis, where the viscera escape through the opening, which gives passage to the infra-pubic vessels. 4. *Ischiatic Hernia*; when it takes place through the sacro-sciatic notch. 5. *Umbilical Hernia*, *Exomphalos*, *Omphalocele*; when it occurs at the umbilicus or near it. 6. *Epigastric Hernia*;—occurring through the linea alba, above the umbilicus. 7. *Hypogastric* or *Infra-umbilical Hernia*, *Colicocele*, *Hypogastrocele*;—when it occurs through the linea alba below the umbilicus. 8. *Perineal Hernia*, *Mesoscelocele*, *Hernia perinæ*, *Perinæocele*, *Perinæocele*;—when it takes place through the levator ani, and appears at the perineum. 9. *Vaginal Hernia*, *Colocele* seu *Elythrocele*;—through the parietes of the vagina. 10. *Diaphragmatic Hernia*, *Diaphragmatocele*; when it passes through the diaphragm.

Herniæ are likewise distinguished,—according to the viscera forming them,—into *Enterococele*, *Epiplocele*, *Enteropiplocele*, *Gastrocele*, *Cystocele*, *Hepatocele*, *Splenocele*, &c.

When a hernia can be restored to its natural cavity, by the aid of pressure, &c., properly applied, it is said to be *reducible*. It is, on the contrary, *irreducible*, when adhesion, bulk, &c. oppose its return. When the aperture, which has given passage to the hernia, occasions more or less constriction on the protruded portion, the hernia is said to be *incarcerated* or *strangulated*: and, if the constriction be not removed, constipation, hiccough, vomiting, and all the signs of violent inflammation, followed by gangrene, supervene, with alteration of the features, small pulse, cold extremities, and death.

The therapeutical indications are,—1. *As regards reducible hernia*;—to replace the viscera in the abdomen by the taxis; and to retain them there by the use of a *truss*, which, if properly adapted, may effect a radical cure. 2. *As regards irreducible hernia*;—to support the tumour by an appropriate suspensory bandage. 3. *As regards strangulated hernia*:—to have recourse to the taxis; blood-letting; warm bath; tobacco glysters; ice to the tumour; and, if these should not succeed, to perform an operation, which consists in dividing the covering of the hernia, and cutting the aponeurotic ring, which causes the strangulation;—reducing the displaced viscera, unless their diseased condition should require them to be retained without;—dressing the wound appropriately; restoring the course of the fæces by means of gentle glysters;—preventing or combating inflammation of the abdominal viscera;—conducting the wound to cicatrization, by appropriate means; and afterwards supporting the cicatrix by a bandage.

HERNIA, ANEURISMAL, *Cirsomphalus*—h. Arteriarum, see *Aneurism*—h. of the Bladder, *Cystocele*—h. Bronchialis, *Bronchocele*—h. Carnosa, *Sarcocele*—h. of the Cerebellum, *Parencephalocele*—h. Cerebri, *Encephalocele*.

HERNIA, CONGENITAL, *Hernia congenita*, is a protrusion of some of the contents of the abdomen into the *Tunica vaginalis testis*, owing to a want of adhesion between its sides, after the descent of the testicle.

HERNIA CORNÆ, *Ceratocele*—h. Crural, *Merocele*—h. Epiploic, *Epiplocele*—h. Femoral, *Merocele*—h. Foraminis Ovalis, see *Hernia*—h. Gutturis, *Bronchocele*—h. Hæpatica, *Hepatocele*.

HERNIA HUMORALIS, *Empressma Orchitis*,

Didymitis, *Orchitis*, *Orchiditis*, *Inflammatio testium*, *Inflammation of the Testicle*, *Swelled Testicle*, *Hernia Venæris*, *Orchiocele*, *Orchidocele*, *Orchidoncus*, (F.) *Inflammation du testicule*, *Orchite*, *Chauvepisse tombée dans les Bourses*. Swelling and inflammation of the testicle is a common symptom of gonorrhœa; but it may arise from external injuries, or from other causes. It is a disease, which cannot be mistaken, and the treatment must obviously be strongly antiphlogistic, supporting the testicle during the treatment, and for some time afterwards: methodical compression has also been found useful. The disease is not generally of a serious character, going off as suddenly as it comes on. As it affects the epididymis more especially, when supervening on gonorrhœa or blennorrhœa, it is sometimes termed *blennorrhagica epididymitis*.

HERNIA INCARCERATA, *Enteropéristole*—h. Inguinalis, *Bubonocèle*—h. Intestinalis, *Enterocèle*—h. Intestinalis omentalis, *Enteropiplocele*—h. Iridis, *Ptosis Iridis*—h. Ischiatica, *Ischiocele*—h. Lienalis, *Splenocele*.

HERNIA LITRICA, *H. e Diverticulo Intestinali*. Hernia first described by Litre in which the intestinal canal proper is not included in the hernial sac, the protruded portion of intestine consisting of a digital prolongation of the ileum, which Litre concluded was formed by the gradual extension of a knuckle of the bowel, that had been engaged in the inguinal canal.

HERNIA OF THE LIVER, *Hepatocele*—h. Omental, *Epiplocele*—h. Parorchido-enterica, *Parorchido-enterocèle*—h. Perinæi, see *Hernia*—h. Pharyngis, *Pharyngocele*—h. Phrenic, *Diaphragmatic hernia*—h. Pinguedinosæ Scroti, *Liparocele*—h. of the Pleura, *Pleurocele*—h. Pleurica et pulmonalis, *Pleurocele*—h. Pudendal, *Pudendal hernia*—h. Sacci lacrymalis, *Lachrymal hernia*, *Mucocele*—h. Scrotalis, *Scrotocele*—h. Seminalis scroti, *Spermatocèle*—h. of the Stomach, *Gastrocele*—h. Suprapubic, *H. inguinal*—h. of the Tongue, *Glossocèle*—h. Umbilicalis, *Epiomphalon*, *Exomphalos*—h. Umbilici Aquosa, *Hydromphalum*—h. Uteri, *Hysterocele*—h. Varicose, *Cirsocele*—h. Varicosa, *Varicocele*—h. Venarum, *Varix*—h. Veneris, *Hernia humoralis*—h. Ventosa, *Physocèle*—h. Ventral, see *Ventral*—h. Ventriculi, *Gastrocele*—h. Vesicæ Urinariæ, *Cystocele*—h. Zirhalis, *Epiplocele*.

HERNIAIRE, *Hernial*, *Herniaria glabra*.

HERNIAL, *Herniarius*, (F.) *Herniaire*. Belonging to, or concerning hernia:—as *Hernial Bandage*, *Hernial Sac*, &c.

The (F.) *Hernié*, is applied to a part enveloped in a hernial sac; *Herniæta*, *Celo'tes*, *Ruptured*, means one affected with hernia; and *Chirurgien herniaire*, one who devotes himself to the treatment of hernia.

HERNIA RIA GLABRA, *Milligrana*, *Empetrum*, *Rupture-wort*; from *hernia*, 'rupture.' (F.) *Herniaire*, *Tarquette*, *Herniole*. This plant, which, as its name imports, was formerly considered efficacious in the cure of hernia, seems destitute of all virtues.

HERNARIUS, *Hernial*.

HERNIE CHARNUE, *Sarcocele*—h. de l'Epiploon, *Epiplocele*—h. de l'Estomac, *Gastrocele*—h. Inguinale, *Bubonocèle*—h. du Nombril, *Exomphalos*—h. Ombilicale, *Exomphalos*—h. de la Vessie, *Cystocele*.

HERNIE, Hernial.

HERNIEMPHRAGMUS, *Herniemphrax*'is, from *Hernia*, and *μπαράγμος*, 'obstruction.' The mechanical obstruction of a hernial canal for the radical cure of the hernia.

HERNIEUX, Hernial.

HERNIOTOLE, *Herniaria glabra*.

HERNIOTOMY, *Celotomia*.

HERO'IC, *Hero'icus*, *Hero'ius*, *Hero'us*, from *ἥρως*, 'a hero.' An epithet applied to remedies or practice of a violent character.

HERPEDON, *Herpes*.

HERPEN, *Herpes*.

HERPES, *Erpes*, *Herpe'don*, *Herpen*, from *ἔρπαι*, 'I creep;' because it creeps and spreads about the skin; *Echphly'sis Herpes*, *Cytis'ma Herpes*, *Tetter*, *Fret*, (F.) *Dartre*, *Olophlyctide*. A vesicular disease, which, in most of its forms, passes through a regular course of increase, maturation, decline, and termination in from 10 to 14 days. The vesicles arise in distinct, but irregular clusters, which commonly appear in quick succession, and near together, on an inflamed base; generally attended with heat, pain, and considerable constitutional disorder. The term, like all others which refer to cutaneous diseases, has not been accurately defined. The ancients had three varieties; the *miliary*, *κρυχταίως*; *vesic'ular*, *φλυκταιώδης*, and *ero'ding*, *εσθιωμένος*. Bateman has the following varieties. 1. **HERPES PLYCTÆNOIDES**, *Herpes milia'ris*, *Echphly'sis Herpes Milia'ris*, (F.) *Dartre phlyctænoïdes*, in which the vesicles are millet-sized; pellucid; clusters commencing on an uncertain part of the body, and being progressively strewed over the rest of the surface; succeeded by fresh crops. 2. **HERPES ZOSTER**, *Zoster*, *Zona ignea*, *Z. serpigino'sa*, *Ignis Pers'icus*, *Cinzilla*, *Sacer ignis*, *Echphly'sis Herpes zoster*, *Herpes p'ris'celis*, *Erysip'elas zoster*, *Erysip'elas phlyctænoïdes*, *E. pustulo'sa*, *Zona*, *Cir'cinus*, *Perizo'ma*, (F.) *Ceinture*, *C. dartreuse*, *Feu Persique*, *Érysipèle pustuleux*, *Shingles*: in which the vesicles are pearl-sized; the clusters spreading round the body like a girdle: at times confluent, and occasionally preceded by constitutional irritation. 3. **HERPES CIRCINATUS**, *Formi'ca ambulato'ria*, *An'nulus repens*, *Herpes Serpi'go*, *Serpi'go*, *Echphly'sis Herpes Circina'tus*, *Ringworm*, *Vesic'ular Ringworm*, consisting of vesicles with a reddish base, uniting in rings: the area of the rings slightly discoloured, often followed by fresh crops. 4. **HERPES LABIA'LIS**, and 5. **HERPES PRÆPUTIA'LIS**, *Aphthæ præputii*, *Ulcus'cula præputii*, appearing, respectively, on the lips and prepuce:—6. **HERPES IRIS**, *Iris*, *Rainbow-worm*,—occurring in small circular patches, each of which is composed of concentric rings of different colours. To these may be added, **HERPES EX'EDENS**, *Echphly'sis Herpes ex'edens*, *Herpes esthiom'enus*, *H. depas'cens*, *H. ferus*, *H. estiom'enus*, *Lupus vorax*, *Formi'ca corrosi'va*, *Formi'a*, *Pap'ula fera*, *Ul'cerative Ringworm*, *Nir'les*, *A'gria*, (F.) *Dartre rongéante*, in which the vesicles are hard; clusters thronged; fluid dense, yellow or reddish, hot, acrid, corroding the subjacent skin, and spreading in serpentine trails.

All the varieties demand simply an antiphlogistic treatment, when attended with febrile irritation. The *herpes circinatus*, alone, re-

quires the use of astringent applications, w have the power of repressing the eruption

HERPES DEPASCENS, *H. exedens*—*h. Es menus*, *H. exedens*—*h. Estiomenus*, *H. exe*—*h. Farinosus*, *Pityriasis*—*h. Ferus*, *H. dens*—*h. Furfuraceus*, *Pityriasis*—*h. Furcuscus circinatus*, *Lepra*, *H. exedens*—*h. Mili* *H. phlyctænoïdes*—*h. Persiculus*, *H. zoster* *Serpigo*, *H. circinatus*—*h. Tonsurans*, *Poi* *decalvans*.

HERPET'IC, *Herpet'icus*, (F.) *Dartre* Possessing the nature of herpes.

HERPETOG'RAPHY, *Herpetograph* from *ἔρπης*, 'herpes,' and *γραφη*, 'a description.' A description of the different form herpes.

HERPE'TON, *Herpet'icon*, from *ἔρπειν*, 'creep.' A creeping eruption or ulcer.—] *pocrates*.

HERPYLOS, *Thymus serpyllum*.

HERRENSCHWAND'S SPECIFIC, Specific of Herrenschwand:

HESPERIS ALLIARIA, *Alliaria*.

HETEROCHRON'ICUS, *Heteroch'ron* from *ἕτερος*, 'other,' and *χρονος*, 'time.' relating to difference of time.

Pulsus heterochron'icus. A pulse of vary rhythm. An irregular or intermittent pul

HETEROCHYMEU'SIS; from *ἕτε* 'other,' and *χμυσσις*, 'mixture.' A state the blood in which it contains other mat than in health, as urea, bile, &c.

HETEROCLITE, see *Homology*, and *sues*.

HETEROCRANIA, *Hemicrania*.

HETEROCRIN'IA, from *ἕτερος*, 'other,' *κρῖνω*, 'I separate.' Modification in the sition of secretions.—*Andral*.

HETEROGENESIS, see *Generation*.

HETEROLALIA, *Heterophonia*.

HETEROLOGOUS TISSUES, see *Tissu*

HETEROMORPH'ISM, *Heteromorphi'sm* from *ἕτερος*, 'other,' and *μορφη*, 'shape.' deviation from the natural shape of parts.

HETEROMORPHOUS, see *Homology*.

HETEROPATHIC, *Allopathic*.

HETEROPHO'NIA, from *ἕτερος*, 'oth

and *φωνη*, 'voice.' A cracked or broken vo. A change of the voice or speech—*Hetero* *lia*.

HETEROPTHAL'MIA, from *ἕτε* 'other,' and *οφθαλμος*, 'eye.' A difference the two eyes,—as when one squints, or is o different colour.

HETEROPLASTY, *Heteroplas'tiōl*, *Heti* *pla'stia*, from *ἕτερος*, 'other,' and *πλαστω*, 'form.' Irregular plastic or formative ope tions, that do not admit of exact classifi tion.

HETEROPROSO'PUS; from *ἕτερος*, 'difi

ent,' and *προσωπον*, 'countenance.' Amons having two faces.—*Gurlt*.

HET'EROPUS, from *ἕτερος*, 'other,' i

πους, 'foot.' One who has one foot differ from the other.

HETEROREXIA, *Malacia*.

HETERORRHYTH'MUS; from *ἕτερος*

'other,' and *ρυθμος*, 'rhythm.' Having anot

rhythm. An epithet given to the pulse, w

it is such, in any individual, as is usually

at a different age.

HETEROS, from *ἕτερος*, 'the one of tw

'the other.' Hence:

HETEROSARCOSES, from 'σρεος, 'other,' and σαξ, 'flesh.' A class of diseases which consist in the formation of accidental tissues.—Gendrin.

HETEROTAXIA, (F.) *Hétérotaxie*: from 'σρεος, and ταξ, 'order.' A malformation, which consists in the general transposition of organs. A change in the relation of organs.

HETEROTOPIA, from 'σρεος, 'other,' and τοπος, 'place.' A deviation from the natural position of parts.

HÊTRE, *Fagus sylvatica*.

HEUCHERA, see *H. cortusa*—*h. Acerifolia*, *H. Cortusa*.

HEUCHERA CORTUSA, *H. America'na*, *H. Acerifolia*, *H. Vis'cida*, *Cortu'sa America'na*, *Alum Root*, *American San'icle*, *Ground-maple*, *Cliff-weed*, *Split-rock*. The root *Heuchera*—(Ph. U. S.)—is a powerful astringent, and is the basis of a *cancer powder*. The American Indians apply the powdered root to wounds, ulcers, and cancers. It is said to have been sold for colchicum.

HEUCHERA VISCIDA, *H. Cortusa*.

HEUDELOTIA AFRICANA, see *Bdellium*.

HEVEA GUIANENSIS, see *Caoutchouc*.

HEXAGIUM, *Sextula*.

HEXIS, 'εξ, 'habit, habit of body, constitution. Hence, *hectic*, *cachectic*, &c.

HIATUS, from *hiare*, 'to gape,' 'to open.' A foramen or aperture. Mouth. The vulva. Also, yawning.

HIATUS DIAPHRAGMATICUS AÖRTICUS, *Semicirculus excavatus*. The opening in the diaphragm for the passage of the abdominal aorta.

HIATUS FALLOPII, see *Aquæductus Fallopii*—*h. Occipito-pétreux*, *Lacerum posterius foramen*—*h. Sphéno-pétreux*, *Lacerum anterius foramen*.

HIATUS OF WINSLOW, *Fora'men of Winslow*. An opening—situate behind the lesser omentum, and behind the vessels and nerves of the liver—which forms a communication between the peritoneal cavity and that of the omenta.

HIBERNICUS LAPIS, *Tegula Hiber'nica*, *Arde'sia Hiber'nica*, *Harde'sia*, *Irish Slate*. A kind of slate or very hard stone, found in different parts of Ireland, in masses of a bluish-black colour, which stains the hands. It has been taken, powdered, in spruce beer, against inward contusions.

HIBISCUS, *Althæa*.

HIBISCUS ABELMOS'CHUS, *Abelmos'chus moschat'us*. The name of the plant, whose seeds are called *Grana Moschi* or *Muskseed*. It is the *Belmos'chus*, *Abelmos'chus*, *Granum Moschi*, *Kot'mia Ægyptiaca*, *Moschus Arabum*, *Ægyptia moscha'ta*, *Bamia moscha'ta*, *Aloc'a*, *Alcea Ind'ica*, *Alcea Ægyptiaca Villo'sa*, *Abelmosch*, *Abelmusk*, *Musk-mallow*, (F.) *Graine de Musc*, *Herbe à la poudre de Chypre*, *Ambrette*, *Grimarive veloutée*. It is indigenous in Egypt and the Indies. The seeds are chiefly used as perfumes; and especially in the formation of *Cyprus Powder*.

HIBISCUS POPULE'US, *Balimba'go*. A small Molucca tree. The fruit is full of a juice similar to camboge. The root is emetic. It is used in chronic diarrhæa, colic, dyspepsia, &c.

HICCOUGH, *Singultus*.

HICCUP, *Singultus*.

HIDRISCHESIS, *Hidroschesis*.

HIDROA, *Desudatio*, *Échauboultures*, *Hydroa*, *Sudamina*.

HIDRON'OSUS, *Hidronu'sus*, from 'ιδρωσ, 'sweat,' and νοσ, 'a disease.' Accompanied by violent sweats. *Sudor Anglicus*.

HIDRONUSUS, *Hidronosus*.

HIDROPEDESIS, *Ephidrosis*.

HIDROPHOROS, *Sudoriferous*.

HIDROPOETICUM, *Sudorific*.

HIDROPYRA, *Sudor Anglicus*.

HIDROPYRETOS, *Sudor Anglicus*.

HIDRORRHŒA, *Ephidrosis*.

HIDROS, 'ιδρωσ, *Sudor*, 'sweat.' Hence—*Hidropyra*, *Hidrosis*, &c.

HIDROSCHESIS, *Hidris'chesis*, *Retentio sudor'is*, from 'ιδρωσ, 'sweat,' and σχοις, 'retention.' Suppression of perspiration.

HIDROSIS, *Hydro'sis*, *Suda'tio*, from 'ιδρωσ, 'sweat.' Sweating, *Ephidrosis*.

HIDROTERION, *Achiculum*.

HIDROTERIUM, *Sudorific*.

HIDROTICUM, *Sudorific*.

HIDRO'TIUM, Diminutive of 'ιδρωσ, 'sweat.' A gentle sweat or perspiration.

HIDROTOPOEUM, *Sudorific*.

HIEBLE, *Sambucus ebulus*.

HYERA DIACOLOCYNTHIDOS, from 'ιεος, 'holy.' *Hiera of Colocynth*. An electuary, composed of 10 parts of *colocynth*, as much *agaric*, *germander*, *white horehound*, *stachas*:—5 parts of *opoponax*, as much *sagapenum*, *parsley*, *round birthwort root* and *white pepper*;—4 parts of *spikenard*, *cinnamon*, *myrrh*, and *saffron*; and 3 pounds, 3 ounces, and 5 drachms of *honey*.

HYERA OF COLOCYNTH, *H. Diacolocynthidos*—*h. Logadii*, *Hiera picra*.

HYERA PICRA, from 'ιεος, 'holy,' and πικρος, 'bitter.' *Holy bitter*, *Pulvis aloëticus*, formerly called *Hiera loga'dii*, when made into an electuary with honey. It is now kept in the form of dry powder;—prepared by mixing *socotrina aloes* one pound, with 3 ounces of *canella alba*. See *Pulvis aloea cum canella*.

HYERA SYRINX, *Vertebral column*, *Epilepsy*.

HIERACTES, 'ιεραιτης, from 'ιεραι, 'a hawk,' *Lapis Accipitrum*. The ancient name of a precious stone; believed to be capable of arresting the hemorrhoidal flux.—Pliny, Galea, Panlus.

HIERACIUM MURO'RUM, *Pulmonaria Gall'ica*, *Auric'ula mur'is major*, (F.) *Épervière des murailles*, *Pulmonaire des Français*. A European plant, which is a slight tonic.

HIERACIUM PILOSEL'LA. The systematic name of the *Auric'ula Muris*, *Pilosel'la*, *Myosotis*, *Mousse-ear*, (F.) *Piloselle*, *Oreille de Souris*. This plant contains a bitter, lactescent juice: which has a slight degree of astringency. The roots are more powerful than the leaves.

HIERANOSUS, *Chorea*, *Epilepsy*.

HIERAX, *Accipiter*.

HIEROBOTANE, *Verbena officinalis*.

HIEROGLYPHICA, from 'ιεραι, 'holy,' and γλυφω, 'I carve.' A name given to the signs employed in medicine; and also to the folds in the hands, feet, and forehead, which afford chiromancy its pretended oracles.

HIEROPYR, *Erysipelas*.

HILL'S BALSAM OF HONEY, see *Balsam of Honey*, *Hill's*—*h. Essence of Bardana*, *Tinctura guaiaci armoniata*.

HILLBERRY, *Gaultheria*.

HILL FEVER, see Fever, hill.

HILON, (F.) *Hilum*, improperly *Hilus*. A name given by some writers to a small blackish tumour, formed by the protrusion of the iris through an opening in the transparent cornea, so called from its comparison with the *hile* or black mark presented by the vicia faba at one of its extremities. In Botany, the *Hile* or *Hilum* is the cicatricula of a seed, which indicates the place by which it was attached in the cavity of the pericarp. It is the umbilicus of the seed. The fissure of the spleen, kidney, &c., is, also, sometimes called *Hilus*.

HILUS, *Hilum*.

HILUS LIENA' LIS, *Incisura lienalis*. The concave part of the spleen.

HILUS RENA' LIS, *Incisura renalis*. The concave part of the kidney.

HIMANTOMA, see Himas.

HIMANTOSIS, Himas.

HIMAS, *ἵμας*, 'a thong of leather.' The uvula; likewise, elongation and extenuation of the uvula. It is also called *Himantosis*, *Himantoma*. See Staphyloedema.

HIMEROS, Libido.

HIP, Haunch—h. Bone, Ischium—h. Disease, Coxarum morbus—h. Joint, Coxofemoral articulation—h. Tree, Rosa canina.

HIP'PACĒ, *ἵππακς*, from *ἵππος*, 'a horse.' *Caseus Equinus*. A cheese prepared from mare's milk.

HIPPANTHRO'PIA, from *ἵππος*, 'a horse,' and *ανθρωπος*, 'a man.' A variety of melancholy, in which the patient believes himself changed to a horse. The Greek word *ἵππανθρωπος*, means the fabulous Centaur.

HIPPASIA, Equitation.

HIPPEIA, Equitation.

HIPPEUSIS, Equitation.

HIPPIÁTER, *ἵππιᾶτρος*, *Medicus equarius*. A farrier. A horse doctor. Used also for one who treats the diseases of other domestic animals; *Veterinarius*, *Mulomedicus*, *Medicus Veterinarius*, *Zoiátrus*.

HIPPIATRÍ'A, *ἵππιατρικα*, *Hippiat'ricē*, *Medicina equaria*, from *ἵππος*, 'a horse,' and *ιατρικη*, 'medicine,' (F.) *Hippiatrique*. A science, whose object is the knowledge of the diseases of the horse. It is sometimes made to include other domestic animals. See Veterinary art.

HIPPIATRÍQUE, Hippiatria.

HIPPIATRUS, Hippiater.

HIPPO, Euphorbia corollata—h. Indian, Gilienia trifoliata.

HIPPOCAMPE GRANDE, Cornu ammonis.

HIPPOCAMPUS MAJOR, Cornu ammonis.

HIPPOCÁM'PUS MINOR, *Pes hippocam'pi minor*, *Pes hippopotami minor*, *Unguis*, *Unguis Halleri*, *O'reca*, *Colliculus ad'vex posterioris ventriculorum lateraliūm*, *Calcar avis*, *Un'ciform Eminence*, (F.) *Ergot*, *Éperon*. A medullary tubercle or projection, observed in the posterior cornu of the lateral ventricle of the brain.

HIPPOCRAS, Claret.

HIPPOCRATES, CAP OF, *Bonnet d'Hippocrate*—h. Sleeve, *Chausse*.

HIPPOCRATIC, *Hippocraticus*. Relating to Hippocrates, or concerning his doctrine,—as *Hippocratic doctrine*, *Hippocratic face*, &c.

HIPPOCRATIST. A partisan of the Hippocratic doctrine.

HIPPOGONYOLEPUS, Crusta genu equinae.

HIPPOLAPATHUM, Rumex patientia.

HIPPOLITHUS, Bezoard of the Horse.

HIPPOMARATHRUM, Pencedanum silaus.

HIPPOMATHOLO'GY, *Hippopatholog'ia*, from *ἵππος*, 'a horse,' *πάθος*, 'a disease,' and *λογος*, 'a discourse.' A knowledge of the diseases of the horse. Pathology of the horse.

HIPPOPUS, see Kyllosis.

HIPPOS, Equus.

HIPPOSELÍNUM, Smyrnum olusatrum.

HIPPOSTEOL'OGY, *Hipposteolog'ia*, from *ἵππος*, 'a horse,' *οστέον*, 'a bone,' and *λογος*, 'a discourse.' Osteology of the horse.

HIPPOT'OMY, *Hippotomia*, from *ἵππος*, 'a horse,' and *τεμνειν*, 'to cut.' Anatomy of the horse.

HIPPURIC ACID, see Acid, hippuric.

HIPPURIS VULGARIS, from *ἵππος*, 'a horse,' and *ουρα*, 'a tail.' The systematic name of the *Horse's Tail*, *Mare's Tail*, *Equisetum minus*, *Equisetum*, (F.) *Prêle*, *Presle*, *Asprêle*. It is an astringent, and frequently used, as tea, by the vulgar, in diarrhœa and hemorrhage. The same virtues are attributed to the *Equisetum arven'se*, *Stuviat'île*, *limosum*, &c.

HIPPUS, *Equus*, *Nictatio*, from *ἵππος*, 'a horse.' A disease of the eyes, in which, from birth, they perpetually twinkle, like those of a man on horseback. Also, a tremulous condition of the iris, which occasions repeated alternations of contraction and dilatation of the pupil; *Iridot'romus*, *Tremor Iridis*.

HIPS, Sax. heopa. The fruit of the dog-rose. *Rosa Canina*: chiefly used as a confection. See Confectio Rosæ Caninae.

HIRCISMUS, *Hircus*, *Hircus*, from *hircus*, 'a goat.' Stinking like a goat:—applied especially to the odorous secretions of the axilla.

HIRCUS, Canthus (greater), Hircismus, Tragus—h. Alarum, Cinabra.

HIRQUITALITAS, from *hircus*, 'a goat;' *paraphonia qu'berum*. Goat's voice. See Ego-phony.

HIRQUUS, *Hircus*, Canthus (greater), Hircismus, Tragus.

HIRSU'TIES, *Das'gma*, *Das'ytes*, *Trichosis*, *Hirsuties*, *Hairiness*. Growth of hairs on extraneous parts, or, superfluous growth on parts; as in cases of bearded women.—Good.

HIRUDO, *The Leech*, *Sanguisuga*, *Bdella*. In medicine, the *Hirudo Medicinalis*, *Bdella Medicinalis*, *Medicinal Leech*, (F.) *Sanguis*, is employed. In the United States *H. decora* is used. The leech lives in fresh water, and feeds on the blood of animals, which it sucks, after having pierced the skin with its three sharp teeth. This habit has been taken advantage of, to produce local blood-letting. In applying the leech, the part must be wiped dry; and if there be difficulty in making it, a little milk or cream may be applied. When satiated, it will drop off, and by applying a little salt or vinegar to its head it will disgorge the blood. A good English leech will take about half an ounce of blood, including that which flows by fomenting the part subsequently. The American takes less.

HIRUDO ARTIFICIALIS, *Antlia sanguisuga*—h. *Decora*, see Hirudo—h. Medicinalis, Hirudo.

HIRUNDINARIA, *Lysimachia nummularia*.

HIRUNDO, *Chel'idon*, from *hæren'do*, 'stick-ing,' because it sticks its nests against the houses. (?) *The Swallow*. The nests of the swallow were once employed as rubefaci-ents, boiled in vinegar.

HISPANICUM VIRIDE, Cupri subacetat.

HISPIDITAS, Dystæchiasis, Phalangosis.

HISPIDULA, Antennaria dioicum.

HISTODYALYSIS, from *ἵστος*, 'organic texture,' and *διαλυσις*, 'dissolution.' A morbid dissolution of the tissues.

HISTOGENIA, *Histog'eny*, from *ἵστος*, 'the organic texture,' and *γενσις*, 'generation.' The formation and development of the organic textures.

HISTOLOG'ICAL; same etymon as the next. Relating to histology. Applied, also, at times, to the natural transformations that occur in the tissues in the embryo, in contradistinction to *morphological*, which applies to the alterations in the form of the several parts of the embryo.

HISTOLOG'Y, from *ἵστος*, 'the organic texture,' and *λόγος*, 'a description.' Anatomy (general.) The term is also more particularly appropriated to the minute anatomy of the tissues.

HISTON'OMY, *Histonom'ia*; from *ἵστος*, 'the organic texture,' and *νομος*, 'law.' The aggregate of laws, which preside over the formation and arrangement of the organic tissues.

HIST'ORY, **MED'ICAL**, *Historia Medici-næ*. A narration of the chief circumstances, and the persons connected with them, in the progress of medicine.

HIST'OS, *ἵστος*, 'the organic texture.' *Tex-tu'ra seu Tela organ'ica*.

HISTOT'OMY, *Histotom'ia*, from *ἵστος*, 'organic texture,' and *τομή*, 'incision.' Dissec-tion of the tissues.

HIVE SYRUP, Syrupus scillæ compositus.

HIVES, Cynanche trachealis, Varicella.

HOARSENESS, Raucedo.

HOB-NAIL LIVER, Cirrhosis of the liver, Liver, nutmeg.

HOG-LICE, Onisci aselli.

HOGWORT, Heptallon graveolens.

HOLANENCEPHA'LIA; from *ὅλος*, 'en-tire,' and *anencephal'ia*, 'absence of brain.' Entire absence of brain,—the same as Anen-cephalia.—G. St. Hilaire.

HOLARTH'ITIS, Hamarthritus.

HOLCÈ, *ὄλην*, 'a dram.'—Galen.

HOL'CIMOS, *ὄλημιος*, from *ὄλην*, 'a weight.' A tumour of the liver.

HOLCUS SORGHUM, Panicum Italicum.

HOLERA, Cholera.

HOLLANDS, Gin.

HOLLY, AMERICAN, *Ilex opaca*—h. Com-mon, *Ilex aquifolium*—h. Dahoon, *Ilex vomit-oria*—h. Ground, *Pyrola maculata*—h. Ground, *Pyrola umbellata*—h. Sea, *Eryngium mariti-mum*.

HOLLYHOCK, COMMON, *Alcea rosea*.

HOLMICOS, Alveolus.

HOLMOS, Mortar.

HOLOCYRON, Teucrium chamæpitys.

HOLONARCO'SIS, from *ὅλος*, 'whole,' and *καρκασις*, 'stupor.' Narcosis of the whole body. *Tarpefactio universa'lis*.

HOLOPHLYCTIDES, Phlyctæna.

HOLOSTEUM ALSINE, Alsine media.

HOLOSTEUS, Osteocola.

HOLOTETANUS, see Tetanus.

HOLOTONIA, Holotonicus, Tetanus.

HOLOTON'ICUS, *ὅλος*, 'the whole,' and *τείνω*, 'I stretch.' *Holoton'ia*. A spasm of the whole body. A variety of tetanus.—Savauges.

HOL'YWELL, MINERAL WATERS OF. Holywell is a town in Wales; and takes its name from the famous well of St. Winifred. It is a simple cold water, remarkable for its purity.

HOMAGRA, Omagra.

HOMEOPATHY, Homœopathy.

HOMERDA, Stercus humanum.

HOMESICKNESS, Nostalgia.

HOMILIA, Coition.

HOMIOSIS, Homioisis.

HOMME, Homo.

HOMO, (F.) *Homme*, Man,—the chief and most perfect of the mammalia; in Greek, *ανθρωπος*, *Anthro'pos*, from *ανα*, 'upwards,' and *τροπα*, 'I turn,' because man, alone, of all animals, possesses the natural power of standing erect. He is, also, the only animal whose in-cisor teeth, wedged in a projecting jaw, are ab-solutely vertical. Man is especially distin-guished from other mammalia by the faculty, which he possesses, of classing his ideas; com-paring them with each other; and connecting, representing and transmitting them by signs and articulate sounds. He possesses, in the highest degree, all the attributes of intelligence, memory, judgment, and imagination. He in-habits all countries,—the burning regions of the torrid zone, and the chilling atmosphere of the polar climes. In different situations, he pre-sents, in his figure, colour, and stature, differ-ences, which have caused the human race to be divided by naturalists into races or varieties. The number of such races can only be approxi-mated. Cuvier admits but three, the *Caucasian*, *Negro*, *Mongolian*; to these may be added the *American*. Every division must necessarily be arbitrary, and the individuals composing each variety are far from being alike.

HOMO ALATUS, see Alatus—h. Fatuus, Idiot.

HOMOËD'RUS, from *συν*, 'together,' and *εδρα*, 'seat.' Having the same seat. *Morbi homœdri*.—Diseases that have the same seat.

HOMEOMORPHOUS, see Homology.

HOMEOPATH, Homœopathist.

HOMEOPATH'IC, *Homœopath'icus*, *Ho-mœopath'es*. Relating to Homœopathy.

HOMEOP'ATHIST, *Ho'mœopath*, *Homœo-path'icus*, *Homœopathis'ta*, *Homœopathis'tes*. One who follows Homœopathy.

HOMEOP'ATHY, *Homœopath'ia*, *Ars ho-mœopath'ica*, *Homœopathy*, from *ὁμοιος*, 'like,' and *παθος*, 'affection.' A fanciful doctrine, which maintains, that disordered actions in the human body are to be cured by inducing other disordered actions of the same kind, and this to be accomplished by infinitesimally small doses, often of apparently inert agents; the decillionth part of a grain of charcoal, for exam-ple, is an authorized dose.

HOMEOZ'YGY, from *ὁμοιος*, 'like,' and *ἔνωσις*, 'I join together.' (F.) *Soi-pour-soi*. The law of association of organs, by which like parts adhere to like parts.—Serres.

HOMOETHNIA, Sympathy.

HOMOGENESIS, see Generation.

HOMIO'PATHIA, Sympathy.

HOMIO'SIS, *Homio'sis*, from *ὁμοιος*, 'I re-

semble,' 'I assimilate.' An elaboration of the nutritious juice, by which it becomes proper for assimilation.

HOMOLINON, see Apolinosis.

HOMOLOG'Y, from *ὁμοίως*, 'like,' and *λογος*, 'a description.' The doctrine of similar parts. Thus, the two sides of the body are said to be 'homologous.' *Homologous* or *homæomorph'ous* tissues, are those that resemble others; in opposition to *heterologous*, *heteroecolite*, or *heteromorph'ous*, which are new formations.

HOMONOPAGIA, Cephalalgia.

HOMOPH'AGUS, from *ὄμοφος*, 'raw,' and *φαγῶν*, 'I eat.' One who eats raw flesh.

HOMOPLAS'TY, *Homöoplas'ia*, from *ὁμοίως*, 'like,' and *πλασσω*, 'I form.' The formation of homologous tissues.

HOMOPLATA, Scapula.

HOMOT'ONOS, *Æqualis*, from *ὄμοος*, 'equal,' and *τινος*, 'tone.' That which has the same tone. A continued fever, whose symptoms have an equal intensity during the whole course of the disease, has been so called. See *Acmaestico* and *Synocha*.

HONESTY, *Lunaria rediviva*.

HONEWORT, FIELD, *Sison amomum*.

HONEY, Mel—h. Balsam of, Hill's, see Mel—h. Bloom, *Apocynum androsæmifolium*—h. of Borax, *Mel boracis*—h. Clarified, *Mel despumatum*—h. Prepared, *Mel præparatum*—h. of Roses, *Mel rosæ*—h. of Squill, compound, *Syrupus Scillæ Compositus*.

HONEYCOMB BAG, *Reticulum*.

HONGLANE, *Coptis teeta*.

HONOR CAPITIS, see *Capillus*.

HONORARIUM, *Sostrum*.

HONTEUX, *Pudic*.

HOODWORT, *Scutellaria lateriflora*.

HOOK, Sax. *hoce*, *hoc*, Dutch, *h o e c k*, *Uncus*, *Unci'nus*, *Anc'gra*, (F.) *Érigne*, *Airigne* ou *Erine*. An instrument, consisting of a steel wire, flattened at the middle, and having the extremities crooked and pointed. Some hooks are furnished with a handle at one extremity—the other having one or two hooks;—constituting the *single* and *double hook*. The Hook is used by anatomists and surgeons to lay hold of, and raise up, certain parts, the dissection of which is delicate, or which would slip from the fingers.

The *Tenaculum* is a variety of the Hook.

HOOK, BLUNT, *Ich'thya*, *Ich'thyè*, *Onyx*, *Unguis ferr'eus*. An instrument which is passed over the flexures of the joints to assist in bringing down the fetus in parturition.

HOOP TREE, *Melia azedarach*.

HOOPER'S PILLS, *Pilulæ Aloes et Myrrhæ*.

HOOPING-COUGH, *Pertussis*—h. Roche's Embrocation for the, see *Roche*.

HOPITAL, *Hospital*.

HOPLOCHRISMA, from *ὄπλον*, 'a weapon,' and *χρῖσμα*, 'salve.' *Unguentum armatorum*, *Arm'atory Unguent*. A salve which was supposed to cure wounds by sympathy,—the instrument with which the wound was inflicted being anointed with it.

HOPLOMOCH'LION, *ὄπλομοχλιον*, from *ὄπλον*, 'a weapon,' and *μοχλος*, 'a lever.' The name of an iron machine or apparatus, which embraced the whole body like armour. A figure of it is given by Fabricius ab Aquapendente.

HOP PILLOW, see *Humulus lupulus*—h. Plant, *Humulus lupulus*.

HOQUET, *Singultus*.

HORÆA, *Menses*.

HORÆOTES, *Maturity*.

HORDEI MALTUM, *Malt*.

HORDE'OLUM, diminutive of *Hordeum*. 'Barley.' *Ord'olum*, *Pos'thia*, *Sclerophth'ia*, *Crithè*, *Crithid'ion*, *Crythè*, *a Styge*, *a Stygo Orgelet*, *Orgeolet*. A small, inflammatorious, of the nature of a boil, which exists itself near the free edge of the eyelids, particularly near the inner angle of the eye.

HORDEUM, *Or'deum*, *Crithè*. The *Hordeum vulgare*, or *Scotch Barley* ranked amongst the *Cerealia*. (F.) *Orge*. afford a mucilaginous decoction, which is employed as a diluent and antiphlogistic. seeds of the *Hordeum distichon* and *H. h' tichon* possess similar properties. Barley freed from its shells in mills; and, at times rubbed into small, round grains, somewhat pearls, when it is called *Hordeum perle*, *Pearl Barley*, (F.) *Orge perlé*, and from *Hordeum sem'ina tu'niciis nudata*, of the pharopœias,—*Hordeum* (Ph. U. S.)

HORDEUM CAUSTICUM, *Veratrum sabad' h. Galacticum*, *Oryza*.

HOREHOUND, *Marrubium*—h. *Black lota fetida*—h. *Germander-leaved*, *Eupatium tencrifolium*—h. *Stinking*, *Ballota fetida* Water, *Lycopus Virginicus*—h. *Wild*, *Eurium tencrifolium*.

HORME, *Instinct*.

HORMINUM, *Salvia horminum*.

HORMON, *Enormon*.

HORN, *Cornu*.

HORNSEED, *Ergot*.

HORN'Y EXCRESCENCES, *Lepida Ichthy'asis cornig'era*, *Cor'nua cuta'nea*, *Cornies de la peau*. Certain excrescences, occasionally form on some part of the skin resemble in shape, the horns of an animal.

HORRENTIA, *Horripilation*.

HOR'RIDA CUTIS, *Goose-skin*, *Cuti'seri'na*. A state of the skin accompanying rigor of an intermittent.

HORRIPILATION, *Horripilatio*, *H' Horrentia*, *Phriè*, *Phricas'mus*, *Phrici Phri'cia*, from *horre*, 'to bristle up,' and *phri'cia*, 'hair.' (F.) *Horripilation*, *Frissonne*. General chilliness, preceding fever, and accompanied with bristling of the hairs over the body.

HORROR, *Horripilation*—h. *Ciborum*, *gust* for food.

HORSE BALM, *Collinsonia Canadensis*

HORSE CANE, *Ambrosia trifida*.

HORSE CHESTNUT, *Æsculus hippoc' num*.

HORSE CRUST, *Crusta genu equinæ*.

HORSEFLYWEED, *Sophora tinctoria*.

HORSEMINT, *Ambrosia trifida*, *Mor'cocinea* and *M. punctata*—h. *Sweet*, *C' mariana*.

HORSE RADISH, *Cochlearia armorac'*

HORSE'S TAIL, *Hippuris vulgaris*.

HORSEWEED, *Ambrosia trifida*, *Co'sonia Canadensis*.

HORTULUS CUPIDINIS, *Vulva*.

HORTUS, *Vulva*—h. *Siccus*, *Herbarium*

HOSPITAL, primarily from *hospes*, 'a guest.' *Nosocomi'um*, *Adynatocomi'um*, *Adynatod'ium*, *Xenodone'um*, *Xenodoché'um*, *Infirm'arium*, *Infirmato'rium*, *Nosodochi' Valetudina'rium*, (F.) *Hôpital*. An estab-

ment for the reception of the sick, in which they are maintained and treated medically. Hospitals were first instituted about the end of the 4th century; a period at which the word *nosokomion* was employed, for the first time, by St. Jerome. They may be *general*, receiving all cases; or *special*, admitting only the subjects of certain diseases.

HOSPITAL GANGRENE, Phagedæna gangræno'sa; Putrid or Malignant Ulcer, Gangræna Nosocomio'rum, Hos'pital Sore, Gangræna contagio'sa, Putrédo, (F.) Pourriture ou Gangrène d'hôpital. Gangrene, occurring in wounds or ulcers, in hospitals the air of which has been vitiated by the accumulation of patients, or some other circumstance. Hospital gangrene—many different varieties of which are met with, and always accompanied or preceded by fever—commonly commences with suppression of the suppuration of the wound, which becomes covered with a grayish and tenacious sanies. The gangrene then manifests itself. It extends from the centre of the ulcerated surface towards the edges; these become swollen, painful, and everted; and the patient dies with all the signs of typhus. The treatment must be varied according to circumstances. Sometimes, it requires the use of stimulating, acid, caustic, and antiseptic applications; with, occasionally, the actual cautery, aided by the exhibition of tonics, internally:—at others, the antiphlogistic regimen and emollient application may be necessary.

HOSTIARIUS, Pylorus.

HOT SPRINGS, see Virginia, Mineral Waters of.

HOUBLON, Humulus lupulus.

HOUGH, Poples.

HOUNDS' TONGUE, Cynoglossum.

HOPPE NERVEUSE, see Papilla—h. du Manton, Depressor labii inferioris, Levator labii inferioris.

HOURLASS CONTRACTION OF THE UTERUS, see Chaton.

HOUSELEEK, Sempervivum tectorum—h. Small, Sedum.

HOUSEMAID'S KNEE, see Knee, Housemaid's.

HOUSE-SURGEON, Resident Surgeon. Usually a senior pupil or graduate, who attends in an hospital, to every accident and disease, in the absence of the regular physician or surgeon. It answers, in the British hospitals, to the *Éleve interne* of the French.

HOUX, Ilex aquifolium—h. Petit, Ruscus—h. Apalachine, Ilex vomitoria.

HUACACACHU, Datura sanguinea.

HUACO, Guaco.

HUANU, Guano.

HUCKLEBERRIES, see Vaccinium.

HUDSON'S PRESERVATIVE FOR THE TEETH AND GUMS, see Tinctura Myrrhæ.

HUILE, Oil—h. d'Absinthe, Artemisia absinthium (oil of)—h. d'Acajou, see Anacardium occidentale.

HUILE ACOUSTIQUE (F.), Oleum acusticum, Acoustic oil. An oil for deafness, prepared of olive oil, $\frac{3j}{j}$, garlic, ox-gall and bay-leaves, each $\frac{3j}{j}$; boiled for a quarter of an hour, and strained.

HUILE D'AMANDES, Oleum amygdalarum—h. d'Aneth, see Anethum graveolens—h. Animale, Oleum animale—h. Animale de Dippel,

Oleum animale Dippelii—h. Animalisée par infusion, Oleum animalizatum per infusionem—h. Anis, see Pimpinella anisum—h. Aromatique, Oleum animalizatum per infusionem—h. d'Aurone, Artemisia abrotanum (oil of)—h. de Cacao, Butter of cacao—h. de Carvi, Carum (oil)—h. de Cédrat, Oleum cedrinum—h. de petits Chiens, Oleum animalizatum per infusionem—h. de Corne de Cerf, Oleum animale Dippelii—h. de Gabian, Petrolæum—h. de Gérofte, see Eugenia caryophyllata—h. de Laurier, Unguentum laurinum—h. de Lis, see Liliun candidum—h. de Morelle, see Solanum—h. de Morue, Oleum jecinis aselli—h. de Noix, see Juglans cinerea—h. d'Œillette, Papaver (oil)—h. de Ricin, see Ricinus communis—h. de Succin, see Succinum—h. Verte, Balsam, green, of Metz—h. de Vin douce, Oleum æthereum.

HUILES ANIMALES, Olea animalia—h. Enpyreumatiques, Olea enpyreumatica—h. Essentielles, Olea volatilia—h. Fixes ou grasses, Olea fixa—h. Fugaces, Olea fugacia—h. Médicinales, Olea medicinalia—h. Volatiles, Olea volatilia.

HUIT DE CHIFFRE. Figure of 8. A bandage in which the turns are crossed in the form of the figure 8. Such is the bandage used after bleeding from the arm.

HUITO, Genipa oblongifolia.

HUITRE, Ostrea.

HUM, VENOUS, Bruit de diable.

HUMBLE, Rectus inferior oculi.

HUMECTANTIA. A name formerly given to drinks, which appeared to possess the property of augmenting the fluidity of the blood.

HUMERAL, Humera'lis. That which belongs to, or is connected with, the arm or humerus.

HUMERAL ARTERY, Arte'ria humera'lis, see Brachial artery.

HUMERO-CUBITAL, Brachialis anterior—h. Sus-métacarpien, see Radialis—h. Sus-radial, Supinator radii longus.

HUMERUS, Sea'pula, Omos, Armus, (F.) Épaule. The most elevated part of the arm. The bones, which concur in forming it, are;—the scapula, head of the humerus and the clavicle, united together by strong ligaments, and covered by numerous muscles.

HUMERUS, Os Hu'meri, Os bra'chii, Os adjuto'rium, Os brachia'le, Bra'chium, Lacer'tus, is the cylindrical, irregular bone of the arm; the upper extremity of which has a hemispherical head connected with the scapula; and two *tuberosities* or *tubercles*, a *greater* and *lesser*, for the attachment of muscles, between which is the *Bicipital groove* or *Fossa*. At the inferior extremity may be remarked—the *inner condyle*, the *outer condyle*; the *small head*, which is articulated with the radius; the *trochlea* articulated with the ulna, &c. The humerus is developed by seven points of ossification:—one for the body; one for the head; one for the greater tuberosity; one for the trochlea; one for the epitrochlea; one for the epicondyle; and another for the lesser head.

HUMERUS SUMMUS, Acromion.

HUMEUR AQUEUSE, Aqueous humour—h. Hyaloïde, Corpus vitreum.

HUMEURS FROIDES, Scrofula.

HUMIDE RADICALE, Humidum radicale.

HUMIDUM NATIVUM, H. radicale—h.

Nativum Articularum, Synovia—h. Primi-
genium, H. radicale.

HUMIDUM RADICALĒ, *Hu'midum primige-
nium* seu *Nati'vum* seu *Seminalē*; *Radical
Moisture*, (F.) *Humide radicale*. Names for-
merly given to the liquid which was conceived
to give flexibility and proper consistence to the
different organic textures.

HUMIDUM SEMINALE, H. radicale.

HUMILIS, Rectus inferior oculi.

HUMILUS, Humulus lupulus.

HUMOR, Humour—h. Albugineous, Aque-
ous humour—h. Articularis, Synovia—h. Ce-
ruminous, Cerumen—h. Doridis, Water, sea—
h. Genitalis, Sperm—h. Glacialis, Crystalline,
Corpus vitreum—h. Hyalinus seu Hyaloides,
Corpus vitreum—h. Lacteus, Milk—h. Lachry-
malis, Tear—h. Melancholicus, see Mercuria-
lis—h. Mercurialis, see Mercurialis—h. Morg-
agnianus, Morgagni, humor of—h. Ovatus,
Aqueous humour—h. Oviformis, Aqueous hu-
mour—h. Pericardii, see Pericardium—h. Puru-
lentus, Pus—h. Seminalis, Sperm—h. Venerus,
Sperm—h. Vitreus, Corpus vitreum.

HUMORAL, *Humoralis*, from *humere*, 'to
moisten.' Proceeding from, or connected with,
the humours.

HUMORISM, *Hu'moral Pathol'ogy*, *Pathol-
og'ia humeralis*. A medical theory, founded
exclusively on the parts which the humours
were considered to play in the production of
disease. Although traces of this system may
be found in the most remote antiquity, the crea-
tion, or, at all events, the arrangement of it may
be attributed to Galen, who enveloped it in
metaphysical subtleties relating to the union
between the elements and the four cardinal
humours.

HUMORISTS. The Galenical physicians,
who attributed all diseases to the depraved state
of the humours, or to vicious juices collected in
the body.

HUMOUR, *Humor*, *Hygra'sia*, *Hygre'don*,
Hygrum. Every fluid substance of an organized
body;—as the blood, chyle, lymph, &c. The
Humours, *χυμοι*, *Chymæ*, *Humores*, differ con-
siderably as to number and quality in the differ-
ent species of organized beings; and even in
the same species, according to the state of health
or disease. The ancients reduced them to *four*;
which they called *cardinal humours*;—the
blood, phlegm, yellow bile, and atrabilis or
black bile. A modern classification of the hu-
mours is given under Fluid.

HUMP. Perhaps from *umbo*, 'the boss of a
buckler;' *Hunch*, *Gibber*, *Gibbus*, *Gibba*, *Tuber*,
(F.) *Bossa*. A prominence, formed by a devi-
ation of the bones of the trunk. Commonly, it
is formed by the spine or sternum, and is seated
at the posterior or anterior part of the trunk.
It may, also, be produced by deviation of the
ribs or pelvis. The spine may be curved in
three principal directions. 1. *Backwards*, the
most common case; this the ancients called
κυφωσις, *Cyphosis*, *Gibbositas*. 2. *Forwards*,
λίσθωσις, *Lordosis*, *Recurvatio*; and, 3. *Late-
rally*, *οκλιωσις*, *Scoliosis*, *Obstipatio*. Most
curvatures occur at a very early age, and are
caused by scrofula, rickets, &c.; and, not un-
frequently they are accompanied by caries of
the vertebrae. See Vertebral disease.

HUMULUS LUPULUS, *Humulus*, *Con-
volvulus peren'nis*; the Hop-plant. *Nat. Ord.*

Urticæ. (F.) *Houblon*, *Vigne du nord*. Its
cones or strobiles, *Hu'muli strob'ili* (Ph. L.,)
Humulus, (Ph. U. S.) have a fragrant odour;
and a bitter, aromatic taste, depending on a pe-
culiar principle, named *Lupulin*, extractive and
essential oil, which may be extracted, equally
by water and spirit, from the dried strobiles.
The Hop is employed as a tonic and hypnotic,
and enters into the composition of ale and
beer.

The *Hop pillow*, *Pulvi'nar Hu'muli*, has long
been used for producing sleep.

HUNCH, Hump.

HUNGARICA FEBRIS, Fever, Hungary.

HUNGER, Anglo-Saxon, *hunser*, *Fames*,
Limos, *Peine*, *Peina*, *Esu'ries*, *Jeju'nium*,
Jeju'nitas, *Esuri'tio*, *Esuri'go*, (F.) *Faim*.
The necessity for taking food. Hunger is an
internal sensation, which some authors have at-
tributed to the friction between the sides of the
stomach in its empty state; others to the com-
pression of the nerves, when the organ is con-
tracted; others, to the action of the gastric
juice, &c. It is dictated by the wants of the
system: farther we know not. See Appetite.

HUNGER-CURE, Limotherapeia.

HUNGRY, *Famel'icus*, *Lá'micus*, *Lá'mos*:
same etymon. Affected with hunger.

HYACINTHUS MUSCARI, Bulbus vomit-
torius.

HYALEUS, Hyaline.

HY'ALINE, *Hyali'nus*, *Hyale'us*, *Vit'reus*,
Vit'reous. Glassy.

HYALINE SUBSTANCE, Cytoblastema.

HYALI'TIS, *Inflamma'tio tu'nica' hyaloidæ*:
from *Hyaloid* and *itis*, denoting inflammation.
Inflammation of the hyaloid membrane of the
eye.

HY'ALOID, *Hyalo'des*, *Hyalo'vdes*, from
υαλος, 'glass,' and *ιδος*, 'resemblance.' Vitrif-
orm; resembling glass.

HYALOID CANAL, see Hyaloid membrane.

HYALOID FOSSA, *Fossa Hyaloidæ*, is a cup-
like excavation in the vitreous humour, in
which the crystalline is imbedded.

HY'ALOID MEMBRANE, *Tu'nica Hyaloidæ*,
Membrana Arachno'idea, *T. vit'rea*, is the ex-
tremely delicate membrane, which forms the
exterior covering of the vitreous humour, and
transmits within it prolongations, which divide
it into cells. Fallopius discovered this mem-
brane, and gave it the name *Hyaloid*. On a level
with the entrance of the optic nerve into the
eye, the hyaloid membrane has been described
as forming, by reflection, a cylindrical canal,
which pierces the vitreous humour from behind
to before, as far as the posterior part of the
crystalline. See Canal, hyaloid.

HYALONIXIS, see Cataract.

HYALONYXIS, see Cataract.

HYALOS, Vitrum.

HYANCHE, Cynanche tonsillaris.

HYBOMA, Gibbositas.

HYBRID, (F.) *Hybrida*, from the Greek,
υβρις, *υβριδος*, 'mongrel.' A being born of two
different species,—as the mule. The term is
applied to plants as well as to animals. It is
often also used to designate words which are
formed from two different languages;—as *uter-
itis*, for inflammation of the uterus, in place of
metritis.

HYDARTHROSIS, Hydrarthrus.

HYDARTHROS, Hydrarthrus.

HYDATID, *Hy'datis*, *Bulla*, *Aqu'ula*, *Hydro'a*, *Hydrocystis*, *Hygrocystis*, *Tænia hydatig'ena*, *Echinococcus huma'nus*, from 'υδα, 'water.' This name was long given to every encysted tumour which contained an aqueous and transparent fluid. Many pathologists, subsequently, applied it to vesicles, softer than the tissue of membranes, more or less transparent, which are developed within organs, but without adhering to their tissue. It is by no means clear, that these formations are really entozoa. They have been found in various parts of the body; sometimes in the uterus, occasioning signs nearly similar to those of pregnancy, but being sooner or later expelled. The expulsion is generally attended with more or less hemorrhage. See *Acephalocystis*.

Hy'datis, *Aqu'ula*, *Phlyctæ'nula*, *Verru'ca Palpebra'rum*, *Milium*, also, meant small, transparent tumours of the eyelids.—Galen, C. Hofmann.

HYDATIDES CERVICIS UTERI, Nabothi glandulæ.

HYDATIDOCELE, *Hydatocelë*, from 'υδατις, 'hydatid,' and κηλη, 'a tumour.' Oscheocele containing hydatids; the *Oscheocelë hydatido'sa*, *Hydatidoscheocelë* of Sauvages.

HYDATIDOÏDES, Hydatoid.

HYDATIDOMA, from 'υδατις, 'hydatid.'

A tumour caused by hydatids.

HYDATIDOSCHÉOCELE, Hydatidocele.

HYDATINUS, Hydatoid.

HYDATIS FINNÄ, *Cysticercus cellulosaë*.

HYDATISMUS, from 'υδα, 'water.' The noise caused by the fluctuation of pus contained in an abscess.—Aurelian, *Foësius*.

HYDATOCELE, Hydatidocele, Hydrocele.

HYDATOCH'OLOS, from 'υδα, 'water,' and χολα, 'bile.' *Aguoso-biliuus*. An epithet given to evacuated matters when mixed with water and bile.—*Hippocrates*, *Foësius*.

HYDATODES, Aqueous.

HYDATOID, *Hydatoides*, *A'queous*, *Aquosus*, *Hydatoides*, *Hydatimus*, *Hydatido'des*, *Hydatidoi'des*, from 'υδα, 'water,' and 'ιδος, 'resemblance.' Watery. Resembling water. This name has been given to the membrane of the aqueous humour; and, also, to the aqueous humour itself. *Vinum hydatoides*; wine and water.

HYDATONCUS, *Anasarca*, *Œdema*.

HYDATOPOSIA, from 'υδα, 'water,' and ποσις, 'drinking.' Water-drinking;—hence **HYDATOPOTES**. A water-drinker.

HYDERICUS; *Hydropic*.

HYDERODES, *Hydropic*.

HYDERONCUS, *Anasarca*, *Œdema*.

HYDEROS, *Anasarca*, *Hydrops*.

HYDOR, 'υδα, and *Hydas*, 'υδας, 'genitive,' 'υδατος, 'water.' Hence:

HYDRACHNIS, see *Varicella*.

HYDRADEN, Conglobate gland.

HYDRADENITIS, *Inflammati'o glandularum lymphaticarum*, from *Hydraden*, 'a lymphatic gland,' and *itis*, denoting inflammation. Inflammation of a lymphatic gland.

HYDRÆDUS, from 'υδα, 'water,' and αιδουα, 'genital organs.' *Œdema* of the female organs.

HYDRÆMIA, *Hydroæmia*.

HYDRAGOGA, *Hydragogues*.

HYDRAGOGIA, *Hydragogues*.

HYDRAGOGICA, *Hydragogues*.

HYDRAGOGUES, *Hydrago'ga*, *Hydrago'gia*, *Hydrago'gica*, *Hydro'pica*, *Hydro'tica*, *Aquid'uca*, from 'υδα, 'water,' and αγω, 'I expel.' Medicines, believed to be capable of expelling serum effused into any part of the body. These are generally cathartics or diuretics.

HYDRAGOGUM BOYLEI, *Argenti nitras*.

HYDRALLANTE, *False Waters*.

HYDRAMNIOS from 'υδα, 'water,' and 'αμνιος.' An excessive quantity of the liquor amnii.

HYDRANGEITIS, *Angeioleucitis*.

HYDRANGIA, *Lymphatic vessels*.

HYDRANGIOGRAPHIA, *Angeiohydrography*.

HYDRANGIOTOMIA, *Angeiohydrotomy*.

HYDRARGYRANATRIP'SIS, *Hydrargyrentrip'sis*, from 'υδραργυρος, 'quicksilver,' and ανατριψις, 'rubbing in.' The rubbing in of a preparation of quicksilver:—*Hydrargyrotrip'sis*.

HYDRARGYRENTRIPSIS, *Hydrargyranatripsis*.

HYDRARGYRI ACETAS, *Hydrargyrus acetatus*—*h. Bichloridum*, *H. oxyurias*—*h. Bicyanidum*, *H. cyanuretum*—*h. Biniodidum*, *H. iodidum rubrum*—*h. Binoxidum*, *H. oxydum rubrum*—*h. Bisulphuretum*, *H. sulphuretum rubrum*—*h. Borussias*, *H. cyanuretum*—*h. Bromidum*, see *Bromine*—*h. Calx alba*, *Hydrargyrum præcipitatum*—*h. Chloridum*, *H. submurias*—*h. Chloridum corrosivum*, *H. oxyurias*—*h. Chloridum mite*, *H. submurias*.

HYDRARGYRI CYANURETUM, *H. Borus'sias*, *H. Bicyan'idum*, *Hydrargyrum Cyanogenatum*, *H. Hydrocyan'icum*, *Prussias Hydrargyri*, *Cyan'uret* or *Prussiate of Mercury*, (*F.*) *Cyanure de Mercure (Ferri Ferro-cyanuret. ʒiv; Hydrarg. oxid. rubr. ʒiij, vel q. s; Aqua destillat. Oij.* Put the ferro-cyanuret and three ounces of the oxide of mercury, previously powdered and thoroughly mixed together, into a glass vessel, and pour on two pints of the distilled water. Boil the mixture, stirring constantly; and if, at the end of half an hour, the blue colour remains, add small portions of the oxide of mercury, continuing the ebullition until the mixture becomes of a yellowish colour; then filter through paper. Wash the residue in a pint of the distilled water, and filter. Mix the solution and evaporate till a pellicle appears, and set the liquor aside, that crystals may form. To purify the crystals, subject it to re-solution, evaporation, and crystallization.—*Ph. U. S.*) This preparation has been strongly recommended as a powerful antisymphilitic, and is admitted into the Parisian codex. Twelve to twenty-four grains may be dissolved in a quart of distilled water, and three or four spoonfuls of the solution be taken daily, in a glass of any appropriate liquid.

HYDRARGYRI DEUTO-IODURETUM, see *Iodine*—*h. Hyperoxides*, *Hydrargyri nitrico-oxydum*.

HYDRARGYRI IODIDUM, *Iodide* or *Protiodide of Mercury*, (*F.*) *Protiodure de Mercure*, (*Hydrarg. ʒj, Iodin. ʒv, Alcohol q. s.* Rub the Mercury and Iodine together, adding sufficient alcohol to form a soft paste, and continue the trituration till the globules disappear. Dry the Iodide in the dark, with a gentle heat, and keep it in a well stopped bottle, the light excluded.—*Ph. U. S.*) For properties and doses, see *Iodine*.

HYDRARGYRI IODIDUM RUBRUM, *H. Biniodi-*

idum, Rad' Iodide, Bini' odide, Deuti' odide and Peri' odide of Mercury, (F.) Deuti' odure de Mercure. (Hydrarg. corros. chlorid. ℥j; Potassii Iodid. ℥x, aquæ destillat. Oij. Dissolve the chloride in a pint and a half, and the iodide of potassium in half a pint of distilled water, and mix the solutions. Collect the precipitate on a filter, and having washed it with distilled water, dry it with a moderate heat, and keep it in a well stopped bottle.—Ph. U. S.) For properties and doses, see Iodine.

HYDRARGYRI MURIAS BASI OXYDI IMPERFECTI, H. oxymurias—h. Muriæ corrosivum, H. oxymurias—h. Muriæ dulcis sublimatus, H. submurias—h. Oxygenatus, H. Oxymurias—h. Muriæ spirituosus liquidus, Liqueur hydrargyri oxymuriatis—h. Muriæ snboxygenatus præcipitatione paratus, Hydrargyrum precipitatum.

HYDRARGYRI NITRAS, Nitras Hydrargyri in crystallis concretus, Nitrate of Mercury. It is employed in syphilis; and, externally, in fungous, obstinate ulcers.

It is used in the formation of the *Soluble Mercury* of Hahnemann.

Ward's White Drops,—a once celebrated, antiscorbutic nostrum,—were prepared by dissolving mercury in nitric acid, and adding a solution of carbonate of ammonia; or, frequently, they consisted of a solution of sublimate with carbonate of ammonia.

HYDRARGYRI NITRICO-OXYDUM, Hydrargyri nitratu ruber, Mercurius corrosivus ruber, Mercurius præcipitatus corrosivus, M. præcipitatus ruber, Arcanum coralli'num, Mercurius coralli'nis, Pulvis principis, Præcipitatus ruber, Oxidum hydrargyri completum, O. hydrargyricum, Panacea mercurii rubra, Pulvis Joan'nis de Vigo, Oxo'des hydrargyri rubrum, Hyperoxo'des hydrargyri, Oxidum hydrargyri nitricum, Oxidum hydrargyri rubrum per acidum nitricum, Hydrargyri oxydum rubrum, (Ph. U. S.) Nitric oxide of mercury, Red precipitate, (F.) Oxide nitrique de mercure. (Hydrarg. ℥xxxvj; Acid. nitric. f. ℥xiv; Aquæ Oij. Dissolve the mercury, with a gentle heat, in the acid and water previously mixed, and evaporate to dryness. Rub into powder, and heat in a very shallow vessel till red vapours cease to rise.—Ph. U. S.) It is a stimulant and escharotic, and used as such in foul ulcers, being sprinkled on the part in fine powder, or united with lard into an ointment.

HYDRARGYRI OXODES RUBRUM, Hydrargyri nitrico-oxydum—h. Oxydi muriæ ammoniacalis Hydrargyrum præcipitatum—h. Oxydulum nigrum, H. Oxydum cinereum.

HYDRARGYRI OXYDUM CINE'REUM, Oxidum hydrargyri nigrum, Ethiops per se, Mercurius niger Moscati, Oxidum hydrargyrosum, Oxidum hydrargyricum præcipitatum, Oxidulum hydrargyri nigrum, Pulvis mercurialis cinereus, Mercurius cinereus, Turpethum nigrum, Mercurius præcipitatus niger, Gray or black oxide of Mercury, (F.) Oxide de mercure oxidé, Oxide gris ou noir de mercure, Protoxide de mercure. This oxide is made in various ways. It may be formed by boiling submuriate of mercury in lime water. The dose of this *Pulvis Hydrargyri cinereus* is from two to ten grains. There are four other preparations of it in estimation, viz:—*Plenck's solution*, made by rubbing mercury with mucilage. 2. By rubbing equal parts of sugar and mercury

together. 3. A compound of honey or liquorice and purified mercury. 4. The blue pill and ointment. All these possess the usual properties of mercury.

The *Hydrargyri Oxydum Nigrum* of the Ph. U. S. is made as follows:—*Hydrarg. Chlorid. mit., Potassæ aa. ℥iv, Aquæ Oj.* Dissolve the Potassa in the water, allow the dregs to subside, and pour off the clear solution. To this add the chloride, and stir constantly till the black oxide is formed. Pour off the supernatant liquor, wash the black oxide with distilled water, and dry with a gentle heat.

The *Mercurius solubilis* of Hahnemann is formed from a black oxide of Mercury. It is the *Mercurius solubilis Hahnemanni seu oxydum hydrargyri nigri mediante ammoniâ et protonitrato hydrargyri præcipitatum.* It is used in the same cases as the *Hydrargyri oxydum cinereum.*

HYDRARGYRI OXYDUM NIGRUM H. oxydum cinereum—h. Oxydum nigrum mediante ammoniâ et protonitrato hydrargyri præcipitatum, see H. oxydum cinereum—h. Oxydum nitricum, Hydrargyri nitrico-oxydum.

HYDRARGYRI OXYDUM RUBRUM, H. Binædydum, Mercurius calcinatus, Hydrargyrius Calcinatus, (F.) Oxide de mercure rouge, Red oxide of mercury. (Made by precipitation from a solution of bichloride of mercury by solution of potassa.)

It is stimulant and escharotic; and, in large doses emetic. Owing to the violence of its operation it is seldom given internally.

HYDRARGYRI OXYDUM RUBRUM PER ACIDUM NITRICUM, Hydrargyri nitrico-oxydum—h. Oxydum saccharatum, Hydrargyrum saccharatum—h. Oxydum sulphuricum, Hydrargyrum vitriolatus.

HYDRARGYRI OXYMURIAS, H. Chloridum Corrosivum, H. Bichloridum, (Ph. U. S.) Hydrargyri muriatus, Muriæ hydrargyri corrosivus, Muriæ hydrargyri oxygenatus, Sublimatus corrosivus, Mercurius corrosivus, Mercurius corrosivus sublimatus, Hydrargyri permurias, Supermurias hydrargyri, Muriæ hydrargyri basi oxydi imperfecti, Muriæ hydrargyri corrosivum, (F.) Deutochlorure de mercure, Bichloride de mercure, Muriate oxygené de Mercure, Sublimé corrosif; Bichloride of mercury, Oxymuriate of mercury, Corrosive sublimate, Corrosive muriate of mercury. (Hydrarg. ℥ij. Acid. Sulphur. ℥iij. Sodii Chlorid. ℥iiss. Boil the mercury with the sulphuric acid until the sulphate of mercury is left dry. Rub this, when cold, with the chloride of sodium, in an earthenware mortar; then sublime with a gradually increasing heat.—Ph. U. S.) It is used as an antisyphilitic stimulant in venereal complaints; old cutaneous affections, &c. Gr. iij to Oj of water is a good gargle in venereal sore throats, or an injection in gonorrhœa. Externally, it is applied in cases of tetter, and to destroy fungus, or stimulate old ulcers. Dose, gr. 1-16 to gr. 1-8 in pill, once in twenty-four hours. White of egg is the best antidote to it, when taken in an overdose.

HYDRARGYRI PERMURIAS, Hydrargyri oxymurias—h. Proto-ioduretum, see Iodine—h. Proto-tartras, H. tartras—h. Prussias, H. cyanuretum—h. Saccharum vermifugum, Hydrargyrum saccharatum.

HYDRARGYRI SUBMURIAS, H. Chloridum,

H. Chlo'ridum mitè, Calom'elas, Calom'eli, Hydrar'gyrum muriat'icum mitè, C. Torqueti, Draco mitiga'tus, Submu'rias hydrargyri mitis, Subma'rias Hydrargyri sublimat'um, Mercurius dulcis, M. dulcis sublimat'us;—when precipitated, *M. dulcis precipitat'us, —Pansèe a Mercuria'lis* (when nine times sublimed,) *Murias hydrargyri dulcis sublimat'us, Mercurius sublimatus dulcis, Mercurius Zo'tionic Hartmanni, Aq'ula, Manna Metallo'rum, Panchymago'gum mineralè, P. Querceta'nus, mild Chloride, proto-chloride, submuriate and mild Muriate of Mercury, Cal'omel, (F.) Mercure douce, Proto-chlorure de mercure.* Mild chloride of Mercury is thus directed to be prepared in the Pharmacopœia of the United States. *Mercury, ℥iv; Sulphuric Acid, ℥iij; Chloride of Sodium, ℥iiss; Distilled water,* a sufficient quantity. Boil two pounds of the mercury with the sulphuric acid, until the sulphate of mercury is left dry. Rub this, when cold, with the remainder of the mercury, in an earthenware mortar, until they are thoroughly mixed. Then add the chloride of sodium, and rub it with the other ingredients till all the globules disappear: afterwards sublime. Reduce the sublimed matter to a very fine powder, and wash it frequently with boiling distilled water, till the washings afford no precipitate upon the addition of liquid ammonia; then dry it. *Properties.* Antisyphilitic and sialagogue; in large doses, purgative. *Dose,* one or two grains given at night gradually excite ptyalism. Gr. v to xx, purge. Children bear larger doses than adults.

The BLACK WASH, *Lo'tio Hydrar'gyri nigra,* is formed of *calomel, ℥ij, Lime water, Oj.* Used for syphilitic sores.

HYDRARGYRI SUBMURIAS AMMONIATUM, Hydrargyrum præcipitatum—h. Subsulphas flavus, Hydrargyrum vitriolatus—h. Subsulphas peroxidati, Hydrargyrum vitriolatus—h. Sulphas, Hydrargyrum vitriolatus, H. S. flavus, Hydrargyrum vitriolatus.

HYDRARGYRI SULPHURETUM NIGRUM, *H. sulphuretum cum sulphurè, Hydrargyrum vel mercurius cum sulphurè, Æthiops mineralis, Hydrargyrum e sulphurè, Pulvis hypnoticus, Æthiops narcoticus, (F.) Sulfure de mercure noir, Black sulphuret of mercury, Sulphuret of mercury with sulphur, Æthiops mineral. (Hydrarg., Sulphur aa ℥j.* Rub together till the globules disappear.) Used chiefly in scrofulous and cutaneous affections. *Dose, gr. x. to ℥ss.*

HYDRARGYRI SULPHURETUM RUBRUM, *H. Bisulphuretum, Hydrargyrum sulphuratus ruber, Minium purum, Minium Græcorum, Magnes Epilepsiaz, Ammion, Purpuris'sum, Cinnabaris, Mercurius Cinnabarinus, Cinnabaris, Cinnabarium, Bisulphuret or Red Sulphuret of Mercury, Cin'nabar, Vermilion, (F.) Sulfure de Mercure rouge, Cinabre. (Hydrarg. ℥xl; Sulphur, ℥viij.* Mix the mercury with the sulphur melted over the fire; and as soon as the mass begins to swell remove the vessel from the fire, and cover it with considerable force to prevent combustion. Rub the mass into powder and sublime. Ph. U. S.)

It is an antisyphilitic, but is chiefly used in fumigation against venereal ulcers of the nose, mouth and throat;—℥ss being thrown on a red-hot iron. This preparation is the basis of a nostrum, called *Boerhaave's Red Pill.*

HYDRARGYRI SUPERMURIAS, H. oxyurias.

HYDRARGYRI TARTRAS, *H. Proto-tartras, Tartrate of mercury.* Antisyphilitic. *Dose,* one or two grains twice a day.

HYDRARGYRI ET ARSENIIO IODIDUM, Arsenic and Mercury, iodide of.

HYDRARGYRI ET QUINIE PROTO-CHLO'RIDUM, *Protochloride of Mercury and Quinia.* A combination of mild chloride of mercury and quinia, lately administered in obstinate cutaneous diseases.

HYDRARGYRIA, Eczema mercuriale.

HYDRARGYRI'ASIS, *Hydrargyros'is, Mercurialis'mus,* from *υδραργυρος,* 'mercury.' A disease induced by the use of mercury; *Morbus Mercurialis.* Poisoning by mercury. Eczema mercuriale.

HYDRARGYRICUM, Mercurial.

HYDRARGYRIUM, Mercurial.

HYDRARGYROSIS, Eczema mercuriale, Hydrargyriasis.

HYDRARGYRO-STOMATITIS, see Salivation, mercurial, and Stomatitis, mercurial.

HYDRARGYROTRIPSIS, Hydrargyranatripsis.

HYDRARGYRUM, *Hydrar'gyrus,* from *υδωρ,* 'water,' and *αργυρος,* 'silver;' *Mercurius, Argentum vivum, A. mobilè, A. fusum, A. fugitivum, A. liquidum, Missadàn, Fumus albus, Arca arcano'rum, Dædalus, Mater metallo'rum, Mercury, Quicksilver, (F.) Mercure, M. cru, Vif Argent.* A fluid, brilliant metal; of a slightly bluish white colour; fluid above—39° of Fahr. and under 656°. S. g., when liquid, 13.568 (Cavendish;) easily oxydized. Metallic quicksilver does not act on the body, even when taken into the stomach. When oxydized and combined with acids, it acts powerfully. It has been exhibited in cases of constriction of the bowels and in intussusception, from a notion that it must certainly pass through the bowels by its gravity. The water, in which mercury has been boiled, has been recommended as a vermifuge; but it probably enjoys no such property, as chemical tests do not exhibit the presence of the metal. When the crude metal is distilled in an iron retort, it forms the *Hydrar'gyrum purificat'um.*

HYDRARGYRUM AMMONIATO-MURIATICUM, H. præcipitatum—h. Cyanogenatum, Hydrargyri cyanuretum.

HYDRARGYRUM CUM CRETÀ (Ph. U. S.), *Hydrargyrum cum cretâ, Mercurius alkalisatus, Mercury with chalk, (F.) Mercure avec la craie, Æthiops alkalisatus. (Hydrarg. ℥iij; Cretæ præparat. ℥v.* Rub them together till the globules disappear. Ph. U. S.) A protoxide of mercury, formed by trituration with carbonate of lime. It is somewhat uncertain; and consequently not much employed as a mercurial. It possesses the properties of the black oxide of mercury, and may be advantageously exhibited in cases of diarrhœa in children, dependent upon acidity and vitiated secretions. *Dose, gr. v to ℥ss,* twice a day, in any viscid substance.

HYDRARGYRUM CUM MAGNE'SIÀ of the Dublin Pharmacopœia resembles it in properties.

HYDRARGYRUM HYDROCYANICUM, Hydrargyri cyanuretum—h. Iodatium, see Iodine—h. Iodatium flavum, see Iodine—h. Iodatium rubrum, see Iodine—h. Iodidulum, see Iodine—h. Muriaticum Mite, Hydrargyri submuriarum—h. Peridotatum, see Iodine.

HYDRARGYRUM PRÆCIPITATUM, *H. ammo-*

nia'tum, (Ph. U. S.) *Hydrargyrum ammoniacomuriaticum*, *Hydrargyri ammonio-chloridum*, *Mercurius cosmeticus*, *Murias oxidihydrargyri ammoniacalis*, *Submurias ammoniacohydrargyricus*, *Calx Hydrargyri alba*, *Submurias Hydrargyri ammoniatum*, S. H. *Præcipitatum*, *Murias hydrargyri suboxygenatus præcipitativè paratus*, *Præcipitatum album*, *Ammonio-chloride of Mercury*, *White precipitate of Mercury*, *White precipitate*, *Calcina'tum majus Pote'rii*, (F.) *Sous-muriate de mercure précipité on Précipité blanc*, (*Hydrarg. chlorid. corros.* ζῡν), *aquæ destillat. cong.*, *Liquor ammoniæ f. ζῡviii*. Dissolve the chloride in the water, with the aid of heat, and to the solution, when cold, add the solution of ammonia, frequently stirring. Wash the precipitate till it is tasteless, and dry it.—Ph. U. S.)

A peroxide, combined with muriatic acid and ammonia, forming a triple salt. It is used in powder, to destroy vermin; and, united with lard, for the same purpose, as well as in scabies and some other cutaneous affections.

HYDRARGYRUM SACCHARATUM, *Æthiops saccharatus*, *Mercurius saccharatus*, *Oxidum hydrargyri saccharatum*, *Saccharum hydrargyri vermisifugum*. A mild mercurial formula in several of the Pharmacopœias of continental Europe; formed by triturating one part of mercury with two of white sugar. It is used in the venereal affections of children.

HYDRARGYRUS, *Hydrargyrum*.

HYDRARGYRUS ACETATUS, *Sperma mercurii*, *Terra foliata mercurii*, *Mercurius acetatus*, *Hydrargyri Acetatus*, *Acetas vel Proto-acetas Hydrargyri*, *Ac'etate of mercury*. This was the basis of *Keyser's pills*, and was once much celebrated in the cure of the venereal disease. The dose is from three to five grains, but it is not much used.

The formula for *Keyser's anti-venereal pills* was as follows: *Hydrarg. Acet.* ζῡiv, *Mannæ* ζxxx, *Amyl.* ζij, *Muc. G. Trag.* q. s. into pills of gr. vj. each. Dose, two pills.

HYDRARGYRUS CALCINATUS, *Hydrargyri oxydum rubrum*—h. cum *Cretâ*, *Hydrargyrum cum cretâ*—h. *Muriatis*, *Hydrargyri oxyurias*—h. *Nitratus ruber*, *Hydrargyri nitrico-oxydum*.

HYDRARGYRUS PHOSPHORATUS, *Phosphuret' ted mercury*. This preparation has been recommended in cases of inveterate venereal ulcers, but is now scarcely used.

HYDRARGYRUS SULPHURATUS RUBER, *Hydrargyri sulphuretum rubrum*—h. cum *Sulphure*, *Hydrargyri sulphuretum nigrum*—h. e *Sulphure*, *Hydrargyri sulphuretum nigrum*.

HYDRARGYRUS VITRIOLATUS, *Turpethum mineralè*, *Mercurius emeticus flavus*, *Calx mercurii vitriolata*, *Mercurius causticus flavus*, *M. luteus*, *Hydrargyri sulphas*, H. S. *flavus* (Ph. U. S.), *Subsulphas Hydrargyri flavus*, *Oxydum hydrargyri sulphuricum*, *Subsulphas hydrargyri peroxidatis*, *Turbith mineral*, (F.) *Sous-sulfate de mercure ou turbith mineral*. (*Hydrarg.* ζῡiv, *Acid. Sulph.* ζῡvj. Mix in a glass vessel and boil in a sand bath till a dry white mass remains. Rub this into powder, and throw it into boiling water. Pour off the liquor, and wash the yellow precipitated powder repeatedly with hot water; then dry it.—Ph. U. S.) Two grains of this mercurial act on the stomach violently. It is sometimes recommended as an emetic in amaurosis.

HYDRARTHON, *Hydrarthrus*.

HYDRARTHROS, *Hydrarthrus*.

HYDRARTHROSIS, *Hydrarthrus*.

HYDRARTHROS, *Hydrarthrus*, *Hydrarthrus syndivalis*, *Hydrops articulo'rum*, *Hydrarthron*, *Hydrarthros*, *Melice'ria*, *Spina ventosa* of Rhazes and Avicenna, *Arthrit'is Hydrarthros*, *Hydrarthrosis*, *Hydrarthrosis*, *Emmysium articula'rè*, *Tumor albus*;—*White swelling*; from 'υδωε, 'water,' and αρθρον, 'a joint.' (F.) *Tumeur blanche*, T. *lymphatique des articulations*. The French surgeons apply the term *Hydrarthrus* to dropsy of the articulations. White swelling is an extremely formidable disease. It may attack any one of the joints; but is most commonly met with in the knee, the haunch, the foot, the elbow, and generally occurs in scrofulous children. It consists, at times, in tumefaction, and softening of the soft parts and ligaments, which surround the joints; at others, in swelling and caries of the articular extremities of bones; or both these states may exist at the same time. The treatment consists in the employment of counter-irritants; the use of iodine internally and externally, &c. Also, *Synovia*.

HYDRAS'PIS EXPAN'SA, *Great freshwater Tortoise*. On the sandy banks of rivers in Peru this animal buries its eggs, from which the Indians extract oil. Its flesh supplies well flavoured food.—*Tschudi*.

HYDRASTIS, H. *Canadensis*.

HYDRAS'TIS CANADEN'SIS, *Hydrastis*, *Warnera Canaden'sis*, *Hydrophyllum verum*, *Yellow Root*, *Orange Root*, *Yellow Puceon*, *Ground Rasp'berry*, *Yellow Paint*, *Golden Seal*, *Indian paint*, *Eyebalm*. It is used in Kentucky as a "mouth water," and as an outward application in wounds and local inflammations.

HYDRELÆ'ON, *Hydrolæ'um*, from 'υδωε, 'water,' and ελαιον, 'oil.' A mixture of water and oil.

HYDRELYTRON, see *Hydrocele*.

HYDREMA, *Oedema*.

HYDRENCEPHALITIS, *Hydrocephalus internus*.

HYDRENCEPHALIUM, *Hydrocephalus internus*.

HYDRENCEPHALOCÈLE, *Hydrocephalocè'le*, from 'υδωε, 'water,' εγκεφαλος, 'the encephalon,' and κηλη, 'rupture, protrusion.' A monstrosity in which there is a fissure of the cranium, the integument of the head being present, and forming a hernial sac in which the brain lies outside the skull—the sac containing a large quantity of serous fluid. Also, *Hydrocephalus chronicus*.

HYDRENCEPHALOÏD, from 'υδωε, 'water,' εγκεφαλος, 'the brain,' and ειδος, 'resemblance.' Resembling hydrocephalus. *Hydroencephaloid disease*, *Spurious hydrocephalus*, *Pseudo-encephalitis*. Disorders of the bowels, and exhaustion in children, are at times attended with hydroencephaloid symptoms.

HYDRENCEPHALUS, *Hydrocephalus internus*.

HYDRENTEROCE'LE, from 'υδωε, 'water,' εντερον, 'intestine,' and κηλη, 'a tumour.' Intestinal hernia, the sac of which encloses fluid.

HYDRENTEROMPHALOCÈLE, *Hydrenteromphalus*, from 'υδωε, 'water,' εντερον, 'intestine,' ομφαλος, 'umbilicus,' and κηλη, 'rupture.' Umbilical hernia with intestine and water in the sac.

HYDRENTEROMPHALUS, *Hydrenteromphalocèle*.

HYDREPIGASTRIUM, see Ascites.

HYDREPILOCE'LE, from *ὑδωρ*, 'water,' *ἐπιπλοον*, 'omentum,' and *κελυξ*, 'rupture.' Omental hernia, with water in the sac.

HYDREPILOM'PHALUS, *Hydrepiplomphalocèle*, from *ὑδωρ*, 'water,' *ἐπιπλοον*, 'omentum,' and *ομφαλος*, 'umbilicus.' Umbilical hernia, with omentum and water in the sac.

HYDRETRUM, Ascites.

HYDRIASIS, Hydrosudotherapeia.

HYDRIATER, see Hydropathic.

HYDRIATRIA, Hydrosudotherapeia.

HYDRIATRICA ARS, Hydrosudotherapeia.

HYDRIATRICUS, see Hydropathic.

HYDRIATRUS, see Hydropathic.

HYDRIODAS KALICUS, see Potassæ hydriodas.

HYDRIODIC ACID, see Acid, hydriodic.

HYDRO'A, *Hidro'a*, *Aqu'ula*, *Boa*, *Planta noctis*, from *ὑδωρ*, 'water.' An affection, which consists in an accumulation of water or serous fluid under the epidermis. Some have used *hydro'a* synonymously with *sudamina*; others with *penphigus*. In the first case, it has generally, however, been written *hidro'a*, from *ἰδρωρ*, 'sweat,' and in the latter *hydro'a*. See Hydatid.

HYDROÆ'MIA, *Hydræ'mia*; from *ὑδωρ*, 'water,' and *αἷμα*, 'blood.' Anæmia. The state of the blood in which the watery constituents are in excess.

HYDROÆROPLEURIE, Hydropneumothorax.

HYDROÆ'RION, *Hydroëph'oron*, *Hydroë'rion*, *Hydroëuarium*, *Hy'drops ovarii*, *Ascites ovarii*, *A. sacca'tus*, (F.) *Hydroptisie de l'ovaire*, from *ὑδωρ*, 'water,' and *ωαριον*, 'ovarium.' Dropsy of the ovarium.

HYDROATA, Sudamina.

HYDROBLEPH'ARON, *Hy'drops Pal'pebræ*, *Blepharædema aquosum*, *Edema palpebrarum*. An œdema or watery swelling of the eyelids; from *ὑδωρ*, 'water,' and *βλεφαρον*, 'eyelid.'

HYDROCARDIA, Hydropericardium, see Pericardium.

HYDROCATARRHOPHE'SIS, *Hydrocatarrhoph'ia*, from *ὑδωρ*, 'water,' and *καταρροειν*, 'to sip up.' Absorption of water from without.

HYDROCE'LE, *Hydrops Scroti*, *H. testiculo'rum*, *Hydroscœocèle*, *Hydatocèle*, *Hydroscœchem*, *Hydro'chis*, *Hydroscœmie*, (Alibert,) from *ὑδωρ*, 'water,' and *κηλη*, 'a tumour.' A collection of serous fluid in the cellular texture of the scrotum or in some of the coverings, either of the testicle or spermatic cord. To the first of these varieties the names—*External Hydrocèle*, *H. œdematodes*, (F.) *H. par infiltration* have been given; and to the second, those of *Hydrocèle interna*, *H. tumicæ vaginalis testis*, *Hydrèlytron*, (F.) *H. par épanchement*. When the collection occurs in the envelope of the testicle, it is called *H. of the tunica vaginalis*; and the epithet *congenital* is added, when the interior of the membrane, in which it is situated, still communicates freely with the cavity of the abdomen: When it exists in the spermatic cord, it is called *encysted*, or *diffused Hydrocèle of the spermatic cord*, as the case may be. The tumour of the distended scrotum is

oblong; greater below than above; indolent and semi-transparent. When it becomes inconveniently large, the fluid may be evacuated by puncturing with a trocar, but, as the fluid collects again, this operation can only be considered palliative. The radical cure consists, usually, in injecting, through the canula of the trocar, which has been left in, after puncturing, some irritating liquid, as wine. This is kept in the tunica vaginalis for a few minutes, and then withdrawn. The coat inflames; adhesion takes place, and the cavity is obliterated.

HYDROCELE PERITONÆI, Ascites—h. Spinalis, Hydro'rachis.

HYDROCENO'SIS, from *ὑδωρ*, 'water,' and *κενωσις*, 'evacuation.' The evacuation of water morbidly accumulated in the body.

HYDROCEPHALE, Hydrocephalus.

HYDROCEPHALE AIGUË, Hydrocephalus internus.

HYDROCEPHALITIS, Hydrocephalus internus.

HYDROCEPHALIUM, Hydrocephalus.

HYDROCEPHALOCÈLE, Hydrèncephalocèle.

HYDROCEPHALOËCTASIE, Hydrocephalus chronicus.

HYDROCEPH'ALUS, *Hydroceph'alum*, *Hydrocra'nia*, *Hydrocra'nium*, *Hydroceph'alium*, *Hydroceph'ale*, *Hydrops Cap'itis*, *H. Cer'ebr'i*, from *ὑδωρ*, 'water,' and *κεφαλη*, 'the head.' *Water in the head*, *Dropsy of the head*, *Dropsy of the brain*. A collection of water within the head. It may be *internal* or *external*.

HYDROCEPHALUS ACUTUS, *H. internus*—h. *Acutus senum*, *Apoplexy*, serous—h. *Externus*, *H. chronicus*—h. *Meningeus*, *H. internus*.

HYDROCEPHALUS CHRON'ICUS, *Hydrèncephalocèle*, *Hydrops Cap'itis*, *Hydrocephalus externus*, (F.) *Hydrocèphale*, *Hydrocèphaloëctasie*, of some, commonly commences at an early period of existence, and the accumulation of fluid gradually produces distension of the brain, and of the skull, with separation of the sutures. It commonly proves fatal before puberty.

HYDROCEPHALUS EXTERNUS, *Edema cap'itis*, *Cephalædema*, of some is a mere infiltration into the subcutaneous cellular tissue of the cranium.

HYDROCEPHALUS INTER'NUS, *Hydroceph'alus acutus*, *H. meninge'us*, *Hydrops cer'ebr'i*, *Encephalal'gia hydro'pica*, *Encephali'tis exsudato'ria*, *Encephali'tis seu Meningi'tis Infant'um*, *Morbus cerebra'lis Why'tii*, *Entero-cephalopyra Infant'um*, *Hydrophlogo'sis Ventriculo'rum cer'ebr'i*, *Encephaloch'ystis*, *Phrenic'ula hydrocephal'ica*, *Hydrènceph'alus*, *Hydrèncephali'tis*, *Hydrènceph'alium*, *Hydrocephali'tis*, *Hydròmeningi'tis*, *Febris Hydrocephal'ica*, *Apople'cia hydrocephal'ica*, *Carus hydroceph'alus*, *Water Brain Fever*, (F.) *Hydrocèphale aiguë*, *Fièvre cérébrale des Enfants*, is generally seated, according to modern observers, in the meninges and surface of the encephalon, and is a *tubercular meningi'tis*, *Meningi'tis tuberculosa*, *Encephalostrumo'sis*, (F.) *Méningite tuberculeuse ou granuleuse*. It is observed particularly in childhood. Its march is extremely acute and often very rapid; admitting, generally, however, of division into three stages. The symptoms of the *first stage* are those of general febrile irritation, with head-ache, intolerance of

light and sound, delirium, &c. Those of the *second*, which generally denote that the inflammation has ended in effusion, are, great slowness of pulse, crying out as if in distress, moaning, dilated pupil, squinting, &c.; and lastly, in the *third* stage;—profound stupor, paralysis, convulsions, involuntary evacuations, quick pulse, and frequently death. The disease is of uncertain duration; sometimes, destroying in two or three days; at others, extending to two or three weeks. The prognosis is unfavourable. The treatment must be active during the stage of excitement,—precisely that which is necessary in phrenitis. In the second stage, the indication is;—to promote the absorption of the effused fluid. This must be done by counter-irritants, and mercury, chiefly. On dissection, water is generally found in the ventricles, or at the base of the brain; or there are evidences of previous vascular excitement, as effusions of coagulable lymph, &c.

HYDROCEPHALUS SPURIUS, Hydrancephaloid, (disease.)

HYDROCHAMAIMELUM, Infusum anthemidis.

HYDROCHEZIA, Diarrhœa serosa.

HYDROCHLORATE D'OR, see Gold.

HYDROCHLORINAS NATRICUS, Soda, muriate of.

HYDROCHOLECYSTIS, Turgescencia vesiculae fellæ.

HYDROCHYSES, (G.) *Hydrochysen*, from 'υδρω, 'water,' and χυσις, 'effusion.' A family of diseases, according to the classification of Fuchs, in which there is a sudden effusion of serous fluid, as in serous apoplexy; hydrocephalus, &c.

HYDROCIRSOCELE, *Hydrocirsocele*, *Hygrocele*, from 'υδρω, 'water,' κισσις, 'varix,' and κηλη, 'tumour.' A tumour, formed by the varicose distention of the veins of the spermatic cord, and by the accumulation of serous fluid in the cellular texture of the scrotum.

HYDROCÆLIA, Ascites.

HYDROCOTYLE UMBELLATUM, Aca-ricoba.

HYDROCRANIA, Hydrocephalus.

HYDROCRANIUM, Hydrocephalus.

HYDROCRITHE, Decoctum Hordei.

HYDROCYANIC ACID, *Ac'idium Hydrocyanicum*; from 'υδρω, 'water,' and κυανος, 'blue.' *Prussic Acid*, *Ac'idium Prus'sicum*, *A. Borus'sicum*, *A. Zoët'sicum*, *A. Zoëtin'sicum*, *Cyanohydric Acid*, *Cyanhydric Acid*, (F.) *Acide Hydrocyanique* ou *Prussique*. This acid exists in a great variety of native combinations in the vegetable kingdom, and imparts to them certain properties, which have been long known and esteemed; as in the *bitter almond*, *Cherry laurel*, leaves of the *Peach tree*, *kernels of fruit*, *pips of apples*, &c. When *concentrated*, it is liquid, colourless, of a strong smell and taste, at first cool, afterwards burning. Its s. g. at 7° centigrade, is 0.7058. It is very volatile, and enters into ebullition at 80° Fahr. It speedily undergoes decomposition, sometimes in less than an hour, and consists of a peculiar gaseous and highly inflammable compound of carbon and azote, to which the name *Cyanogen* has been assigned; and of hydrogen, which acts as the acidifying principle: hence its name *Hydrocyanic acid*. In the Pharmacopœia of the United States, (1842), two

formulæ for its preparation are given,—the one from the Ferro-cyanuret of Potassium; the other from the Cyanuret of Silver. According Magendie, the acid, prepared after Schee method—the one in common use—is of irregular medicinal power; he, therefore, recomme Gay Lussac's acid; diluted with 6 times its lme, or 8.5 times its weight of distilled wa for medicinal purposes, and this he calls *di'o'inal Prussic Acid*. Dr. Ure has propo that the specific gravity should indicate which is proper for medicinal exhibition; after comparative experiments of the gra of the acids, obtained by different processes states, that the acid, usually prescribed, is c g. 0.996 or 0.997. Great caution is, howe necessary. One drop of pure prussic aci instantly destroy, and the animal show ha any traces of irritability, a few moments a death. It has been advised in laryngeal ph sis, in pulmonary phthisis, pulmonary inflm tion and irritation, dyspepsia, uterine affecti hectic cough, cancer, chronic rheumatism, mania, and as a local remedy in impetigin affections; but, although possessed of powe sedative properties, it is so unmanageable the preparation so uncertain, that it is not m used. The *Dose* of Scheele's *Acid*, or of *Medicinal Prussic Acid*, is from a quarter drop to two drops.

HYDROCYSTITIS, from 'υδρω, 'water,' κυστις, 'a bladder.' A cyst containing a tery or serous fluid. An hydatid. Also, cated ascites.

HYDRODERMA, Anasarca.

HYDRODES, Aqueous.

HYDRODIARRHŒA, Diarrhœa, serous

HYDROEDEMA, Edema.

HYDRO-ENCÆPHALORRHŒE, A plexy, serous.

HYDRO-ENTERO-EPIPOCELE, *Hydro-epiplo-enterocele*; from 'υδρω, 'water,' επι, 'intestine,' and επιπλοον, 'omentum.' Ent epiplocele, the sac of which contains a se fluid.

HYDRO-ENTERO-EPIPLOMPHALUM from 'υδρω, 'water,' εντερον, 'an intesti επιπλοον, 'the caul,' and ομφαλος, 'the nav Umbilical hernia, the sac of which contains testine, epiploon, and serum.

HYDRO-ENTEROMPHALUM, *Hydro-romphalum*; from 'υδρω, 'water,' εντερον, intestine,' and ομφαλος, 'the umbilicus.' I nia umbilicalis, the sac of which contains testine and serum.

HYDRO-EPIPOCELE, from 'υδρω, 'wa επιπλοον, 'omentum,' and κηλη, 'a tum Hernia, formed by omentum, the sac of w contains serum.

HYDRO-EPIPLO-ENTEROCELE, Hy entero-epiplocele.

HYDRO-EPIPLOMPHALUM, from 'υ 'water,' επιπλοον, 'the omentum,' and ομφ 'the umbilicus.' Umbilical hernia, the s which contains epiploon and serum.

HYDROGALA, from 'υδρω, 'water,' γαλα, 'milk.' A mixture of water and m

HYDROGASTER, Ascites.

HYDROGEN, *Hydrogenium*, *Inflam'n air*, *Phlogiston*, *Principium hydrogenet'i P. hydro'icum*, *Mephitis inflammabilis*, *Hydrogène*, from 'υδρω, 'water,' and γενναι produce.' This gas, when breathed, pr

fatal from containing no oxygen. When diluted with two-thirds of atmospheric air, it occasions some diminution of muscular power and sensibility, and a reduction of the force of the circulation. It has been respired in catarrh, hæmoptysis, and phthisis.

HYDROGEN, CARBURETTED, Inflammable air, Fire damp, of miners—obtained by passing the vapour of water over charcoal, at the temperature of ignition, in an iron tube—has been found possessed of similar properties, when diluted, and has been used in like cases.

HYDROGEN, SULPHURETTED, Hydrosulphuric acid, Hydrothionic acid, Hydrosulphurion, Gaz hepaticum, Gaz hydrogèneum sulphuratum, Mephitis hepatica, (F.) Acide hydrosulfurique, may be disengaged from any of the sulphurets by the addition of a strong acid. It is a violent poison, but has been recommended to be inhaled, diluted, to allay the increased irritability which occasionally exists after diseases of the lungs. See Hydro-sulphuretted Water.

HYDROGÈNE, Hydrogen.

HYDROGÈNESES. Baumes gives this name to diseases which he fancifully considers to depend upon disturbed *hydrogenation*. In it he includes intermittent and remittent fevers.

HYDROGENO-SULPHURETUM AMMONIACÆ LIQUIDUM, Ammoniac sulphuretum, HYDROGLOSSA, Ranula.

HYDROHÉMIE, Anæmia.

HYDROHYMENITIS, Orrhohymenitis, from *υδωγ*, 'water,' *υμνη*, 'a membrane,' and *itis*, denoting inflammation. Inflammation of a serous membrane.

HYDROLÆUM, Hydrelæon.

HYDROLAPATHUM, Rumex hydrolapathum.

HYDROLATA, Aquæ destillatæ.

HYDROLATS, Aquæ destillatæ.

HYDROLOGY, Hydrolog'ia, from *υδωγ*, 'water,' and *λογος*, 'a discourse.' A treatise on water. By the term *Medical Hydrology* is meant that part of physics, whose object is the study of water, considered as it respects medicine; and consequently embracing that of mineral waters. *Medical Hydrography* comprises the study of the influence exerted by the sea or by navigation on the health of man.

HYDROLOTIF, Lotion.

HYDROMANIA, Hydromania, from *υδωγ*, 'water,' and *μανια*, 'mania.' A name given by Strambi to pellagra in which the patient has a strong propensity to drown himself.

HYDRO-MEDIASTINUM, Hydrops mediastini. Effusion of serous fluid into the mediastinum.

HYDROMEL, Hydromeli, from *υδωγ*, 'water,' and *μελι*, 'honey.' *Aqua mulsa, Melitis, Melisum, Melicratum, Mellicratum, Braggart, Medo.* A liquid medicine, prepared with an ounce and a half of honey and a pint of tepid water. It is used as a demulcent and laxative, and is generally known under the names *Simple hydromel, Vinous hydromel, Mead, Hydromeli vinosum.* It is a drink made by fermenting honey and water, and is much used in some countries.

HYDROMENINGITIS, Hydrocephalus internus.

HYDROMETER, Areometer.

HYDROMETRA, Hydrometria, Hysterites, Hysteradema, Hydrops uteri; from *υδωγ*, 'wa-

ter,' and *μετρα*, 'the womb.' *Dropsy of the womb.* A disease characterized by circumscribed protuberance in the hypogastrium,—with obscure fluctuation, progressively enlarging, without ischury or pregnancy. If it ever occur, it must be a rare disease.

HYDROMPHALUM, Hydrops umbilicalis, Exomphalus aquosus, Hernia umbilici aquosa, from *υδωγ*, 'water,' and *μφαλος*, 'the navel.' A tumour, formed by the accumulation of serum in the sac of umbilical hernia; or simply by distension of the navel in cases of ascites.

HYDROMYRINGA, Hydromyrinx, Hydrops tympani, from *υδωγ*, 'water,' and *myringa* or *myrinx*, 'the membrana tympani.' Dropsy of the drum of the ear; giving rise to difficulty of hearing.—*Dysæcia hydroptica.*

HYDROMYRINX, Hydromyringa.

HYDRONCUS, Anasarca, Œdema.

HYDRONEPHROSIS; (F.) Hydronephrose, Hydronephros distension, from *υδωγ*, 'water,' and *νεφρος*, 'kidney.' An accumulation in the kidney, owing to the obstruction of the tubes of the papillæ.—Rayer.

HYDRONOSUS, Hydrops.

HYDRONUSUS, Hydrops.

HYDROOPHORON, Hydroorion.

HYDROOVARIVM, Hydroorion.

HYDROPÆDESIS, Hydropedesis.

HYDROPATHIC, Hydropathicus, Hydrat'ricus, from *υδωγ*, 'water,' and *παθος*, 'disease.' Relating to hydropathy or the water cure,—as a hydropathic physician,—*Hydräter, Hydräterus.*

HYDROPATHY, Hydrosudotherapeia.

HYDROPEDESIS, Hydropedesis, from *υδωγ*, 'water,' and *πυδω*, 'I break out.' *Ephidrosis.* Excessive sweating.

HYDROPEGE, Water, spring.

HYDROPERICARDIA, Hydropericardium.

HYDROPERICARDITIS, Hydropericardium.

HYDROPERICARDIUM, Hydropericard'ia, Hydropericarditis, from *υδωγ*, 'water,' and *pericardium*; *Hydrops Pericardii, Hydrocard'ia, Dropsy of the pericardium,* (F.) *Hydropisie du Péricarde.* This is not a common disease. Palpitations; irregular or intermitting pulse; excessive dyspnoea, amounting often to orthopnoea, and dulness over a large space on percussion, will cause the pericardium to be suspected. The treatment is that of dropsies in general. It is, usually, however, of the active kind.

HYDROPERITONE, Hydrot'one, from *υδωγ*, 'water,' *περι*, 'around,' and *ων*, 'an egg, or ovum.' The sero-albuminous substance secreted by the lining of the uterus, prior to the arrival of the impregnated ovum in that cavity.—Breschet.

HYDROPERITONIE, Ascites.

HYDROPHALUS, Hydrophalus, from *υδωγ*, 'water,' and *φαλλος*, 'the male organ.' Œdema of the male organ.

HYDROPHIMOSIS, Phimosi Œdematodes.

HYDROPHLEGMASIA TEXTUS CELLULARIS, Phlegmasia alba.

HYDROPHLOGOSIS VENTRICULORUM CEREBRI, Hydrocephalus internus.

HYDROPHOBIA, Paraphobia, Paraphobia, Phobadipsion, Pheugydrion, Pheugrophobia, Cynolys'ia, Cynolys'um, Morbus hydrophob'icus seu hydrophobus, Lycan'chè, Lycan'chis, Aërophobia, Phrenitis latrans, Lytta, Lyssa,

Lyssa canina, Pantophobia, Rabies canina, Erethismus hydrophobia, Clonus hydrophobia, Hygrophobia, Canine madness, (F.) Rage; from *ὕδωρ*, 'water,' and *φοβός*, 'dread.'

The term *Rabies* is more appropriate for the aggregate of symptoms resulting from the bite of rabid animals. *Hydrophobia* literally signifies, a 'dread of water;' and, consequently, ought to be applied to one of the symptoms of rabies, rather than to the disease itself. It is a symptom which appears occasionally in other nervous affections. Rabies is susceptible of spontaneous development in the dog, wolf, cat, and fox, which can thence transmit it to other quadrupeds or to man; but it has not been proved that it can supervene,—without their having been previously bitten,—in animals of other species; or that the latter can, when bitten, communicate it to others. Many facts induce the belief, that the saliva and bronchial mucus are the sole vehicles of the rabid virus; the effects of which upon the economy sometimes appear almost immediately after the bite, and are, at others, apparently dormant for a considerable period. The chief symptoms are—a sense of dryness and constriction of the throat; excessive thirst; difficult deglutition; aversion for, and horror at, the sight of liquids as well as of brilliant objects; red, animated countenance; great nervous irritability; frothy saliva; grinding of the teeth, &c. Death most commonly happens before the fifth day. *Hydrophobia* has hitherto resisted all therapeutical means. Those which allay irritation are obviously most called for. In the way of prevention, the bitten part should always be excised, where practicable; and canterized.

In some cases, symptoms like those which follow the bite of a rabid animal are said to have come on spontaneously. This affection has been termed *nervous* or *spontaneous hydrophobia*.

HYDROPHOBUS, *Lyssodectus*.

HYDROPTHALMIA, from *ὕδωρ*, 'water,' and *ὀφθαλμός*, 'the eye.' *Hydrophthalmus, Dropsy of the eye, Hydrops Oculi, Buphthalmus, Zoophthalmus, Oculus Bovinus, Oculus Bulbulus, Oculus Elephantinus, Ophthalmoposis, Paropsis Staphyloma simplex, (F.) Hydrophthalmus, Hydropsie de l'œil.* This affection is caused, at times, by an increase in the quantity of the aqueous, at others, of the vitreous, humour. In the former case, the iris is concave anteriorly, and pushed backwards:—in the latter it is convex, and pushed forwards. Most commonly, the disease seems to depend on both humours at the same time. *Hydrophthalmia* sometimes affects both eyes; at others, only one. Children are more exposed to it than adults or old persons. The treatment must vary according to the cause; its longer or shorter duration; greater or less extent, &c. Hence, according to circumstances, hydragogue medicines, purgatives, general and local blood-letting, blisters, setons, moxa, cupping-glasses, fomentations, collyria, and fumigations of different kinds have been employed. When all means fail, and the disease continues to make progress, the fluid may be evacuated, by a puncture made with a cataract needle at the lower part of the transparent cornea.

HYDROPTHALMIA, CONICAL, *Staphyloma of the cornea.*

HYDROPTHALMION. Same etymon. An oedematous swelling of the conjunctiva in hydroptic persons.

HYDROPTHALMUS, *Hydrophthalmia*—*h. Cruentus, Hæmophthalmia.*

HYDROPHYLLUM VERUM, *Hydrastia Canadensis.*

HYDROPHYSOCLE, *Hydropneumatocele*, from *ὕδωρ*, 'water,' *πνεύμα*, 'wind,' and *κλήη*, 'a tumour.' *Hernia*, which contains a serous fluid and gas.

HYDROPHYSOME'TRA; from *ὕδωρ*, 'water,' *φύσσω*, 'I inflate,' and *μητέρα*, 'the womb.' A morbid condition of the womb, in which both fluid and air are contained in it.

HYDROPHIC, *Hydropticus, Hy'phydros, Hydericus, Hyderodes, Dropsical, (F.) Hydropticus.* One labouring under dropsy. Relating to dropsy. Also, an antihydroptic, and a hydragogue.

HYDROPIPER, *Polygonum hydro Piper.*

HYDROPSIA, *Hydrops.*

HYDROPSIE, *Hydrops*—*h. du Bas-ventre, Ascites*—*h. Cérébrale suraiguë, Apoplexy, Serous*—*h. de l'Œil, Hydrophthalmia*—*h. de l'Ovaire, Hydroarion*—*h. du Péricarde, Hydropericardium*—*h. des Plèvres, Hydrothorax*—*h. de Poitrine, Hydrothorax*—*h. de la Vésicule du Fiel, Turgescentia vesicæ felleæ.*

HYDROPSIS, *Hydrops*—*h. Vera, Anasarca.*

HYDROPSISMUS, *Hydrops.*

HYDROPLEURIE, *Hydrothorax.*

HYDRO-PNEUMATOCELE, *Hydrophysocèle.*

HYDRO-PNEUMON, *Hydropnenmonia.*

HYDRO-PNEUMONIA, *Hydropneumon, Œdema pulmonum chronicum, Hydrops pulmonum cellulosis, Anasarca pulmonum, Hydrops pulmonum*, from *ὕδωρ*, 'water,' and *πνεύμα*, 'the lung.' Dropsical infiltration of the lungs. See *Œdema of the lungs.*

HYDRO-PNEUMOSAR'CA, from *ὕδωρ*, 'water,' *πνεύμα*, 'wind, air,' and *σάρξ*, 'flesh.' An abscess, containing water, air, and matters similar to flesh.—*M. A. Severinus.*

HYDRO-PNEUMOTHORAX, *Hydroæropleurie*, from *ὕδωρ*, 'water,' *πνεύμα*, 'the lung,' and *θώραξ*, 'the chest.' Pneumothorax with effusion of blood into the chest. See *Pneumothorax.*

HYDROPOÏ'DES, from *ὕδωρ*, 'water,' and *ποιῶ*, 'I make.' An epithet for watery excretions, such as sometimes take place in hydroptic.

HYDROPO'TA, *Hydropotes, Potator Agrius*, from *ὕδωρ*, 'water,' and *ποτῆς*, 'a drinker.' A *Water Drinker*. One who drinks only water, or drinks it in an extraordinary quantity.

HYDROPS, from *ὕδωρ*, 'water,' *Phlegmatia, Hyderos, Affectus hyderodes, Hydropsis, Hydropsia, Hydropsimus, Hydropsia, Hydrorrhœa, Hydrorrhœ, Hydrorrhœus, Polyphœdia, Hydronosus, Hydronosus, Dropsy, (F.) Hydropsie.* A preternatural collection of a serous fluid in any cavity of the body, or in the cellular texture. When the cellular texture of the whole body is more or less filled with fluid, the disease is called *Anasarca* or *Leucophlegmatia*;—and when this variety is local or partial, it is called *Œdema*. The chief dropsies, designated from their seat, are:—*Anasarca, Hydrocephalus, Hydrorrhœis, Hydrothorax, Hydropericardium, Ascites, Hydrometra, Hydrocele, &c.*

Encysted Dropsy, Hydrops sacca'tus incarce'rat'us vel cystic'us, is that variety in which the fluid is enclosed in a sac or cyst; so that it has no communication with the surrounding parts. *Dropsy of the Ovarium, Hydrops Ova'rii, Ascit'es Ova'rii, Ascit'es sacca'tus*, is an instance of this variety.

Dropsy may be active or passive. The former consists in an increased action of the exhalants, so that those vessels pour out much more fluid than is absorbed: the latter arises from a state of atony of the absorbent vessels, which allows of an accumulation of fluid. It may also be *mechanical*, or produced by obstructions to the circulation, as in cases of diseased liver. Active dropsy, occurring accidentally in a sound individual, generally ends favourably. That which supervenes on other diseases, or is symptomatic of some internal affection, is rarely curable.

The treatment consists in the use of all those remedies, which act on the various secretions: so that the demand being increased, the supply will have to be increased accordingly; and in this manner some of the collected fluid may be taken up by the absorbents. To this end, bleeding, if the dropsy be very active; purgatives, diuretics, sudorifics, sialagogues, &c., are the remedies chiefly depended upon.

HYDROPS ABDOMINIS, Ascites—h. Abdominis aereus, Tympanites—h. Abdominis saccatus, see Ascites—h. Anasarca, Anasarca—h. Anasarca acutus, see Anasarca—h. Articulorum, Hydrarthrus—h. Ascites, Ascites—h. Capitis, Hydrocephalus—h. Capitis, Hydrocephalus chronicus—h. Cavitationis columnæ vertebralis, Hydrorachis—h. Cellularis artuum, (Edema)—h. Cellularis totius corporis, Anasarca—h. Cellulosus, Anasarca—h. Cerebri, Hydrocephalus, Hydrocephalus internus—h. Cysticus, see Ascites—h. Glottidis, (Edema of the Glottis)—h. Intercus, Anasarca—h. Leucophlegmatias, Leucophlegmatia—h. ad Matulam, Diabetes—h. Mediastini, Hydromediastinum—h. Medullæ spinalis, Hydrorachis—h. Metellæ, Diabetes—h. Oculi, Hydrophthalmia—h. Ovarii, Hydrovarion—h. Palpebræ, Hydroblepharon—h. Pectoris, Hydrothorax—h. Pericardii, Hydropericardium—h. Pleuræ, Hydrothorax—h. Pulmonis, Hydrothorax—h. Pulmonum, Hydro pneumonia, (Edema of the Lungs)—h. Pulmonum cellulosus, Hydro pneumonia—h. Sacci lachrymalis, Fistula lachrymalis—h. Scroti, Hydrocele—h. Siccus et fatulentus, Tympanites—h. Spinæ, Hydrorachis—h. Spinæ vertebralis, Hydrorachis—h. Subcutaneus, Anasarca—h. Testiculorum, Hydrocele—h. Thoracis, Hydrothorax—h. Tubarum Fallopii, Hydrosalpinx—h. Tympani, Hydromyringa—h. Tympanites, Tympanites—h. Umbilicalis, Hydromphalum—h. Uteri, Hydrometra—h. Vesicæ felleæ, Turgescentia vesiculæ felleæ.

HYDROPSIA, Hydrops.

HYDROPYRETOS, from *ὑδωρ*, 'water,' and *πυρετος*, 'fever;' *Febris sudatoria*. Fever with sweating. *Hydropyratos* would be more proper; from *ἰδρωρ*, 'sweat.' See *Sudor Anglicus*.

HYDRORACHIS, from *ὑδωρ*, 'water,' and *ραχις*, 'the spine.' *Hydrorachis*, *Hydrorachitis*, *Hydrorachia*, *Myelochystitis*, *Hydrops Cavitationis Columnæ Vertebralis*, *H. Spinæ vertebralis*, *Hydrops medullæ spinalis*, *Hydrocele spinæ*, *Hydrorachitis spinosa*, *Hydrops*

spinæ. An effusion of serum, often owing to inflammation of the spinal membranes—*myelitis casudata*—and forming a soft, frequently transparent, tumour; constituted of the membranes of the spinal marrow, which are distended and projecting backwards from the vertebral canal, the posterior paries of which, when the affection is congenital, is wanting to a certain extent—*Spina bifida*, *Atelorachidia*, *Hydrorachis dehiscons*, *Spinola*. The disease is often accompanied with paralysis of the lower extremities. It is congenital, and situate in the lumbar or sacral regions. It is almost always fatal:—the tumour rupturing, and death occurring instantaneously. On dissection, a simple separation or complete absence of the spinous processes of the vertebræ is perceived, with, at times, destruction or absence of spinal marrow. The treatment is the same as in *hydrocephalus chronicus*; and, as in it, advantage seems occasionally to have been derived by puncturing with a fine needle.

HYDRORACHIS DEHISCENS, see Hydrorachis.

HYDRORACHITIS, Hydrorachis.

HYDRORCHIS, Hydrocele.

HYDRORENALÉ DISTENSION, Hydronephrosis.

HYDRORRHACHIA, Hydrorachis.

HYDRORRHACHIS, Hydrorachis.

HYDRORRHAGIE, Apoplexy, serous.

HYDRORRHŒE, Hydrops.

HYDRORRHŒA, Hydrops.

HYDRORRHŒOUS, Hydrops.

HYDRORTHOPNŒA, from *ὑδωρ*, 'water,' and *ορθοπνοια*, 'difficulty of breathing, except in the erect posture.' Orthopnœa, owing to a collection of water in the chest.

HYDROSACCHARUM, *Aqua saccharata*,

(F.) *Eau sucrée*. Sugared water.

HYDROSALPINX, *Hydrops tubarum Fallopii*; from *ὑδωρ*, 'water,' and *σαλπινγξ*, 'a tube.' Dropsy of the Falloppian tube.

HYDROSARCA, from *ὑδωρ*, 'water,' and *σαρξ*, 'flesh.' A tumour, containing a fluid, as well as portions of flesh. Also, Anasarca.

HYDROSARCOCELE, from *ὑδωρ*, 'water,' *σαρξ*, 'flesh,' and *κληη*, 'a tumour.' *Sarcocystrocele*. A tumour, formed by a sarcocele, complicated with dropsy of the tunica vaginalis.

HYDROSCHEOCELE, *Osochecele aquosa*, from *ὑδωρ*, 'water,' *σχηον*, 'the scrotum,' and *κληη*, 'rupture.' A collection of water in the scrotum. Hydrocele.

HYDROSCHEONIE, Hydrocele.

HYDROSCHEUM, Hydrocele.

HYDROSIS, Hidrosis.

HYDROSTATIC TEST OF INFANTICIDE, see Docimasia.

HYDROSUDOPATHY, Hydrosudotherapeia.

HYDROSUDOTHERAPEIA, *Hydropathy*, *Hydropathia*, *Hydrosudopathy*, *Hydrisania*, *Ars hydatrica*, *Hydatrica*, *Watercure*, (G.) *Wassercur*, from *ὑδωρ*, 'water,' *sudo*, 'I sweat,' and *θεραπευω*, 'I remedy.' A badly compounded word, formed to express the mode of treating diseases by cold water, sweating, &c.

HYDROSULPHURETTED WATER, *Aqua hydrosulphurata simplex*, *Aqua hepatica*, (F.) *Eau hydrosulphurée simple*. (Sulphuret of iron 1000 parts, sulphuric acid 2000 parts, distilled water 4000 parts; add the water

to the acid, and put the sulphuret of iron into a retort, to which a Wolff's apparatus of 5 or 6 vessels is adapted; the last containing about an ounce of potassa, dissolved in a quart of water. Pour the diluted acid gradually on the sulphuret; and, ultimately, throw away the water in the last vessel. *Ph. P.*) It is stimulant, diaphoretic, and deobstruent, (?) and is used in rheumatism, diseases of the skin, &c.

It has been, also, called *Ac'idum Hydrothionicum liquidum*.

HYDROSULPHURETUM AMMONIACUM AQUOSUM, Ammoniac sulphuretum—h. Ammoniacum, Ammoniac sulphuretum.

HYDROTHION, Hydrogen, sulphuretted.

HYDROTHORAX, from *ὑδωρ*, 'water,' and *θώραξ*, 'the chest.' *Hydrops Thoracis*, *Hydrops pectoris*, *Hydrops pulmo'nis*, *H. pleuræ*, *Stethoch'ysis*, *Pleurorrhæa lymphat'ica*, *Pl. serosa*, *Dyspnæa et Orthopnæa hydrothorac'ica*, (F.) *Hydropisie de Poitrine*, *H. des Plèvres*, *Dropsy of the Chest*. Idiopathic Hydrothorax, termed by Laënnec *Hydropisie des plèvres*, *Dropsy of the Pleuræ*,—by Piorry, *Hydropleurie*, is a rare disease, and difficult of diagnosis. It generally exists only on one side which, if the fluid effused be considerable, projects more than the other. *Dyspnæa*, and fluctuation perceptible to the ear, are characteristic symptoms. When the chest is examined with the stethoscope, respiration is found to be wanting every where, except at the root of the lung. The sound is also dull on percussion.

Effusion into the chest, as a result of inflammation of some thoracic viscus, is as common as the other is rare. It is usually a fatal symptom. It has been called *symptomatic hydrothorax*.

In Hydrothorax, the course of treatment, proper in dropsies in general, must be adopted. Diuretics seem, here, to be especially useful; probably on account of the great activity of pulmonary absorption. Paracentesis can rarely be serviceable.

HYDROTHORAX CHYLOSUS, Chylorthorax—h. Purulentus, Empyema.

HYDROTICA, Hydragogues.

HYDROTIS, from *ὑδωρ*, 'water,' and *οὖρ*, gen. *ουτος*, 'the ear.' Dropsy of the ear. Properly, an accumulation of mucous or mucopurulent matter in the middle ear.

HYDRURESIS, Diabetes.

HYDRURIA, Diabetes, see Urine.

HYERES. This small town, agreeably situated on the declivity of a hill, about 2 miles from the Mediterranean, and 12 from Toulon, is the least exceptionable residence in Provence for the pulmonary invalid. It is in some measure protected from the northerly winds; but not sufficiently so from the *mistral* to render it a very desirable residence for the phthisical.—Sir James Clark.

HYGEA, *Hygiène*, Sanitas.

HYGEIA, Sanitas.

HYGEISMUS, Hygiène.

HYGEOLOGY, Hygiene.

HYGIANSIS, Sanitas.

HYGIASIS, Sanitas.

HYGIASMA, Medicament.

HYGIAS'TICA DOCTRINA. The doctrine of health. The doctrine of the restoration of health.

HYGIASTICUS, Salutary.

HYGIEA, Sanitas.

HYGIEIA, Hygiène, Sanitas.

HYGIEINUS, Salutary.

HYGIEIOLOGIA, Hygiène.

HYGIÈNE (F.), (generally Anglicised and pronounced *Hy'geen*), from *ὑγιεινᾶ*, 'health.' *Hygeis'mus*, *Hygei'nè*, *Hygei'sis*, *Hygei'a*; *Hygi'e'a*, *Hyge'a*, *Hygiene*, *Hygien'ics*, *Conseruati'va medicina*, *Hygeolog'ia*, *Hygeiolog'ia*, *Hygeology*, *Hygiol'ogy*; from *ὑγιος*, 'healthy.' The part of medicine whose object is the preservation of health. It embraces a knowledge of healthy man, both in society, and individually, as well as of the objects used and employed by him, with their influence on his constitution and organs. See Regimen.

HYGIENIC, (F.) *Hygienique*. Same etymon. Relating to Hygiene—as 'hygienic precautions, hygienic rules,' &c. &c.

HYGIENICS, Hygiène.

HYGIÈNIQUE, Hygienic.

HYGIERUS, Salutary.

HYGIESIS, Hygiène.

HYGIOLOGY, Hygiène.

HYGRA, from *ὑδωρ*, 'water,' or *υγρός*, 'humid.' Liquid plasters;—*Hygremplas'tra*.

HYGRASIA, Humour.

HYGRECHÉMA, from *υγρός*, 'humid,' and *ἔχημα*, 'sound;' *Son'itus st'udis*. The sound of fluid, heard by auscultation, or otherwise.

HYGREDON, Humour.

HYGREMPLASTRA, Hygra.

HYGROBLEPHARICI, from *υγρός*, 'humid,' and *βλεφαρον*, 'eyelid;' *Hygrophthal'mici*. The excretory ducts of the lachrymal gland have been so called.

HYGROCATARACTA; from *υγρός*, 'humid,' and *καταρακτης*, 'cataract;' *Cataracta liq'uida*. Liquid or fluid cataract.

HYGROCELE, Hydrocircsocele.

HYGROCOLLYRIA, see Collyrium.

HYGROCYSTIS, Hydatid.

HYGROLOGY, *Hygrol'og'ia*, from *υγρός*, 'humid,' and *λογος*, 'a discourse.' The anatomy of the fluids of the body.

HYGROMA, from *υγρός*, 'humid.' *Tumor cysticus serosus*, *Cyst'itis serosa*. Dropsy of the bursa mucosa.

HYGROMETRY, *Hygromet'ria*, *Hygrosco'pia*; from *υγρός*, 'humid,' and *μετρος*, 'measure.' The part of physics which concerns the measurement of the dryness or humidity of the atmosphere. It is probable, that diseases are as frequently caused by the varying moisture of the atmosphere as by changes in its weight or temperature. The *hygrometer* ought, consequently, to form part of every apparatus for medical meteorological observations.

HYGRON, Liquor.

HYGROPHOBIA, Hydrophobia.

HYGROPTHALMIA, from *υγρός*, 'humid,' and *οφθαλμία*, 'inflammation of the eye.' Ophthalmia with much lachrymation.

HYGROPTHALMICI, Hygrophlepharici.

HYGROPISSOS, see Pinus sylvestris.

HYGROSCOPIA, Hygrometry.

HYGROTES, Humour, Liquor.

HYGRUM, Humour.

HYLÈ, *ἕλη*, *Mate'ria*, 'Matter.' Wood. *Materia Medica*; also, the Philosopher's stone.

HYLÈ IATRICE, *Materia Medica*.

HYLISIS, Colatio.

HYLISMUS, Colatio.

HYLISTER, Colatorium.

HYLOPH'AGOUS, from 'υλη, 'wood,' and φαγω, 'I eat.' One that feeds upon the young shoots of trees, roots, &c. Hylophagous tribes yet exist in some parts of Africa.

HYMASTATICS, Hæmastatice.

HYMEN, 'υμην, which signifies 'marriage,' 'nuptial song,' 'membrane or pellicle.' *Claustrum* seu *Flos* seu *Sigillum* seu *Custo'dia* seu *Colum'na* seu *Zona virginia'tis*, *Flos virginia'lis*, *Virgin'ia*, *Circulus membranosus*, *Buclon*, *Interseptum virginia'le*, *Cento virginia'lis*, *Argumentum Integritat'is*, *Munimentum* seu *Zona Castita'tis*, *Panniculus hymena'lis* seu *virginia'lis*, *Eugion*, *Val'vula vaginæ*, *Membran'ula luna'ta vaginae*. The semilunar, parabolic, or circular fold, situate at the outer orifice of the vagina in virgins, especially during youth, and prior to menstruation. This membrane is ordinarily ruptured by the first venereal act, and is effaced by accouchement; some irregular flaps remaining, to which the name *Caruncula Myrtifor'mes* has been given by reason of their resemblance to the leaves of the myrtle. Many circumstances of an innocent character may occasion a rupture or destruction of this membrane. It is often, indeed, found absent in children soon after birth; whilst it may remain entire after copulation. Hence the presence of the hymen does not absolutely prove virginity; nor does its absence prove incontinence; although its presence would be *primâ facie* evidence of continence.

HYMEN, Membrane—h. Diaphratton, Mediastinum.

HYMENÆA, see Copal—h. Courbaril, see Anime.

HYMENICA AMENORRHŒA. Amenorrhœa occasioned by closure of the hymen.

HYMENICUS, *Hymeno'des*, from 'υμην, 'hymen,' &c. Relating to the hymen. Also, membranous.

HYMENITIS, from 'υμην, 'a membrane,' and *itis*, denoting inflammation. Membranous inflammation. Inflammation of an internal membrane.

HYMENIUM, *Membran'ula*, diminutive of 'υμην, 'a membrane.' A fine, delicate membrane.

HYMENODES, Hymenicus.

HYMENOGANGLITIS, Cholera.

HYMENORAPHY, *Hymenograp'hia*, from 'υμην, 'a membrane,' and γραφω, 'I describe.' That part of anatomy whose object is the description of the different membranes.

HYMENOL'OGY, *Hymenolog'ia*, from 'υμην, 'a membrane,' and λογος, 'a description.' A treatise on the membranes.

HYMENORRHAPHY, *Hymenorrhap'hia*; from 'υμην, 'the hymen,' and ραφη, 'a suture.' A form of elytrorrhaphy, in which the operation is performed in the natural situation of the hymen.

HYMENOT'OMY, *Hymenotom'ia*, from 'υμην, 'a membrane,' and τεμνω, 'I cut,' 'I dissect.' The part of anatomy which treats of the dissection of the membranes. The term has also been applied to the incision of the hymen, practised in certain cases of imperforation of the vagina, in order to give exit to the blood retained and accumulated in the cavity of the uterus.

HYMNIUM, Amnios.

HYO: in composition, an abridgment of Hyoides, os.

HYOBASIOGLOSSUS, Basioglossus.

HYOCHONDROGLOSSUS, Hyoglossus.

HYODEOGLLOSSUS, Hyoglossus.

HYODEOTHYREODES, Thyreohyoideus.

HYODES, Hyoides.

HYO-EPIGLOT'TICUS, *Hyodepiglot'ticus*.

Belonging to the os hyoides and epiglottis. Some anatomists have given the name *Hyo-epiglottic ligament* to a bundle of condensed cellular tissue, which passes from the posterior part of the body of the hyoid bone to the base of the epiglottic fibro-cartilage.

HYO-GLOSSO-BASI-PHARYNGIEN, Constrictor pharyngis.

HYOGL'OS'US, *Hyodeo-glossus*, *Hyo-chondro-glossus*, *Hypsiloglossus*, *Cerato-glossus* of Douglass and Cowper: *Basio-Cerato-Chondro-glossus*. A large, thin, quadrilateral muscle, situate at the anterior and superior part of the neck. Its insertions at three different points of the os hyoides permit it to be divided into three portions:—the *first*, (*Cerato-glossus* of Albinus) is attached to the great cornu of the os hyoides: the *second*, (*Basio-glossus* of Albinus,) arises from the superior part of the body of the same bone; and the *third*, (*Chondro-glossus* of Albinus,) arises from the lesser cornu and the cartilage, situate between the body and the greater cornu. The fibres of these three bundles are inserted into the lateral and inferior parts of the tongue. This muscle depresses the base of the tongue, or raises the os hyoides, when the tongue is fixed.

HYO-THYREOIDEUS, Thyreo-hyoideus.

HYO-THYROID, Thyreo-hyoid.

HYOID BONE, Hyoides, os.

HYOÏ'DES, OS, *Os Bico'rnæ*, *Os hypseloï'des*, *Os Lambdoï'des*, *Os Gut'turis*, *Os Linguae*, *Os Lingua'le*, *Upsilonoï'des*, *Ypsiloï'des*. The *Hyoid Bone*; from the Greek υ, and ειδος, 'shape.' *Hyoï'deus*, *Hyo'des*. The hyoid bone is a very movable, osseous arch; of a parabolic shape; convex before, and suspended horizontally in the substance of the soft parts of the neck, between the base of the tongue and the larynx. This bone, separated entirely from the rest of the skeleton, is composed of five distinct portions, susceptible of motion on each other. The first, and most central, is the *body of the hyoid*, *Ossic'ulum me'dium Hyoï'dis*, which affords attachment to several muscles; the two others are lateral, and bear the name of *branches* or *greater cornua*. The last two are smaller, situate above the other, and are known under the name *lesser cornua* and *styloid cornua*, the *Ossa pisi-form'ia lingua'lia* of Sommering. The os hyoides is ossified from five points.

HYOIDES PRIMUS, Sterneo-hyoideus.

HYOIDES, Hyoides.

HYOIDEUS QUARTUS MUSCULUS, Omohyoideus.

HYOSCY'AMUS, from υς, 'a swine,' and κωμος, 'a bean.' *Faba suil'la*, *Bengi*, *Jusquiamus*, *Hyoscyamus niger*, *Apollina'ris*, *Altercum*, *Ag'onè*, *Altercar'genon*, *Henbane*, *Poisson Tobac'co*, *Stinking nightshade*, (F.) *Jusquiamus*, *Fava a Cochon*, *Hannebane Poté-lée*. The leaves and seeds are the parts used in medicine. Their odour is narcotic and peculiar; taste insipid and mucilaginous. The virtues are yielded to proof spirit. Hyoscy-

mus is narcotic, anodyne, antispasmodic, and slightly stimulant. It is used as a substitute for opium, where the latter disagrees; and is applied, externally, as a cataplasm in cancer and glandular swellings. Dose, gr. iij to x of the powder.

HYOSYAMUS ALBUS, *White Henbane*, possesses similar virtues.

HYOSYAMUS LUTEUS, *Nicotiana rustica*—h. Peruvianus, *Nicotiana tabacum*.

HYPACTICUS, Cathartic.

HYPÆMIA, from *ὑπο*, 'beneath,' and *αἷμα*, 'blood;' *Oligæmia*, *Oligohæmia*, *Anæmia*. Deficiency of blood.—Andral. Also, extravasation of blood.

HYPAGOGÉ, Dejection.

HYPAGOGUS, Laxative.

HYPALÉIMMA, *Hypalimma*, *Hypaleip'tum*, *Hypalip'tum*, from *ὑπαλείφω*, 'I anoint.' An ointment or liniment to be rubbed or spread on a part.

HYPALÉIPTRIS, *Hypaleiptrum*.

HYPALÉIPTRON, *Hypaleip'trum*, *Hypaleip'tris*, *Hypalip'trum*, *Spécil'tum*, *Spatula*. A sort of spatula for spreading ointments.—Hipp.

HYPALÉIPTRUM, *Hypaleiptron*.

HYPALÉIPTUM, *Hypaleimma*.

HYPALIMMA, *Hypaleimma*.

HYPALIPTRUM, *Hypaleiptron*.

HYPAMAURO'SIS, from *ὑπο*, 'under,' and *amaurosis*; *Amauro'sis imperfecta*. Imperfect amaurosis; *Meiamauro'sis*.

HYPAPOPLEXIA, from *ὑπο*, 'under,' and *apoplexia*. An incomplete attack of apoplexy.

HYPATMISMUS, Fumigation.

HYPATMUS, Fumigation.

HYPAUCHENIUM, from *ὑπο*, 'under,' and *σφαγν*, 'the neck.' A pillow or cushion for the neck.

HYPECCHORESIS, Dejection.

HYPECCHORETICUS, Laxative.

HYPELATUS, Cathartic, Laxative.

HYPENANTIOMA, Allopathy.

HYPENANTIOSIS, Allopathy.

HYPENĒ, *ὑπηνη*. The beard, which grows under the chin, according to some. Also, the upper lip.—Vesalius. See *Mystax*.

HYPÉR, *ὑπερ*, 'above,' 'in excess.' Hence:

HYPERACŪ'SIS, *Oxyecōia*, *Hyperacōiē*, *Phthongodysphō'ria*, from *ὑπερ*, 'above,' and *ακοη*, 'audition.' Excessive sensibility of the organ of hearing.

HYPERADĒNO'SIS, *Hyperadeno'ma*, *Hypertroph'ia glandularum*, from *ὑπερ*, 'in excess,' and *ἀδην*, 'a gland.' Hypertrophy of a gland.

HYPÆMIA, *Hyperhæ'mia*, *Hæmorrhæ'mis*, (F.) *Hyperémie*, *Angiohémie*, from *ὑπερ*, 'above,' and *αἷμα*, 'blood.' Preternatural accumulation of blood in the capillary vessels, more especially local plethora. Congestion.—Andral. Various forms of hyperæmia are admitted by pathologists,—for example, the *active* or *sthenic*; as in the various phlegmasiæ,—the *asthenic* or *passive*, from weakness of vessels; the *cadaveric*, or that which forms immediately before or after death; and the *hypostatic*, which occurs in depending parts.

HYPERÆMIA ABDOMINIS, *Cœliæmia*—h. *Activa*, *Inflammation*—h. *Capitis*, *Cephalæmia*—h. of the *Brain*, *Stethæmia*—h. *Cerebri*, *Cephalæmia*—h. *Pectoris*, *Stethæmia*—h. *Pulmonum*, *Stethæmia*—h. of the *Lungs*, *Stethæmia*—h. *Hepatic*, *Hepatohæmia*.

HYPERÆSTHESIA, *Hyperæsthesia*: *Lingvæ*, *Hypergenestia*—h. *Olfactoria*, *rosphresia*—h. *Plexus cardiaci*, *Angina pectoris*.
HYPERÆSTHESIS, *Hyperæsthæ'sis* *gæsthé'sia*, (F.) *Hypéresthésis*, from *ὑπερ*, 'above,' and *αἰσθησις*, 'the faculty of feeling.' Excessive sensibility.

HYPERANTHRAXIS, see *Cholera*.

HYPERAPH'IA, *Oxyaphhē*, *Oxyaphh'ia*, from *ὑπερ*, 'in excess,' and *αφή*, 'touch.' It signifies acuteness of touch.

HYPERAPHRODIS'IA, from *ὑπερ*, 'in excess,' and *Ἀφροδιτη*, 'Venus.' Excessive real desire.

HYPERASTHENI'A, from *ὑπερ*, 'in excess,' and *ασθενεία*, 'weakness.' Excessive debility.
HYPERAUXE'SIS, from *ὑπερ*, 'above,' and *αυξησις*, 'augmentation.' *Epid'osis*. Excessive increase or enlargement of a part;—as *Hyperauxé'sis Ir'idis*, an excessive enlargement of the iris, so as to stretch the pupil.

HYPERBOL'IC (*attitude*) 'excessive,' ('above, over,' and *βάλλω*, 'I throw.') Given by this term, designates certain extraordinary attitudes, in which the limbs and vertebral column are in a state of complete extensile flexion.

HYPERBO'REAN, from *ὑπερ*, 'beyond,' and *βορρως*, 'the north wind.' A race of people found at the extreme north of the two continents, in the vicinity of the polar circle, includes the Thibetans, Ostiaks, Kamtschadians, Laplanders, Samoiedes, Esquimaux, &c.

HYPERCARDIA, Heart, hypertrophy of the heart.
HYPERCARDIOTROPHIA, Heart, hypertrophy of the heart.

HYPERCATAPINO'SIS, from *ὑπερ*, 'in excess,' and *καταπίνειν*, 'to sip up.' Excessive activity of absorption.

HYPERCATHAR'SIS, *Hyperiné'sis*, *Laxatio*, *Superpurgatio*, *Effrenitatio*, from *ὑπερ*, 'in excess,' and *καθάρσις*, 'purgation.' Superpurgation.

HYPERCENO'SIS, from *ὑπερ*, 'in excess,' and *κινωσις*, 'evacuation.' Excessive evacuation, as of blood, bile, &c.

HYPERCERASIS, Staphyloma of the cornea.
HYPERCERATOSIS, Staphyloma of the cornea.

HYPERCHOLIA, Polycholia.

HYPERCINE'SIA, *Hypercine'sis*, from *ὑπερ*, 'above, over,' and *κινωσις* (*κινω*, 'I move,') 'motion.' Excessive motion. Under the name of *hypercinesis*, Romberg includes the spasmodic neuroses.

HYPERCINESIA NERVOSA, see *Irritable Uterina*, *Hysteria*.

HYPERCINESIS GASTRICA, *Hypocinesis*.

HYPERCONJONCTIVITE, see *Ophthalmia*.

HYPERCORYPHO'SIS, from *ὑπερ*, 'above,' and *κορυφή*, 'the vertex;' the extreme point of anything. The lobes of the liver and lung of Hippocrates.

HYPERCRIN'IA, *Hyperdiac'risis*, *Chrysis*, from *ὑπερ*, 'above,' and *κρίνω*, 'I separate.' A morbid increase in the quantity of secretions.

HYPERCRISIS, same etymon. *Supercrétio*, *Superevacuatio*. An excessive crisis of evacuation; a flux.—A very violent, cri-

effort, or too copious critical evacuations.—Galen.

HYPERCYESIS, Superfœtation.

HYPERDERMATOSIS, *Hyperdermatō'sis*, *Hyperderma'to'sis*, *Hyperdermo'ma*, from *ὑπερ*, 'in excess,' and *δερμα*, 'skin.' Hypertrophy of the skin.

HYPERDIACRISIS, Hypercrinia.

HYPERDIURESIS, Diabetes.

HYPERDYNAMIA, Hypersthenia.

HYPERDYNAMIC, *Hyperdynamicus*, from *ὑπερ*, 'in excess,' and *δυναμις*, 'strength.' Appertaining to or having the characters of hyperdynamia, or excessive strength of the vital powers more especially.

HYPERECHEMA, see Exaggerated.

HYPERECHESIS, see Exaggerated.

HYPEREMESIS, *Hyperemesis*; *Vomitus profusus*, from *ὑπερ*, 'in excess,' and *μεω*, 'I vomit.' Excessive vomiting after an emetic.

HYPEREMIE, Hyperæmia—*h. du Cerveau*, Cephalohæmia—*h. Cérébrale*, Cephalohæmia—*h. du Foie*, Hepatohæmia—*h. de la Moëlle épinière*, Hypermyelohæmia—*h. des Poumons*, Stethæmia.

HYPERENCEPHALOTROPHIE; from *ὑπερ*, 'in excess,' *εγκεφαλον*, 'the encephalon,' and *τροφή*, 'nourishment.' Hypertrophy of the encephalon.—Piorry.

HYPERENCEPHALUS, from *ὑπερ*, 'above,' and *κεφαλη*, 'the head.' A monster whose brain is situate in the skull.—G. St. Hilaire.

HYPERENDOSMOSE, Inflammation.

HYPERENERGIA, from *ὑπερ*, 'in excess,' and *ενεργεια*, 'activity.' Excessive activity, as of the nervous system.

HYPEREPHIDROSIS, Ephidrosis.

HYPEREPIDOSIS, Hyperæusis.

HYPERERETHISIA, from *ὑπερ*, 'in excess,' and *ερεθισω*, 'I excite.' Excessive irritability.

HYPERESIA, *ὑπερεια*, 'a ministry.' This word is sometimes applied to the organs;—when it means function.

HYPERESTHÉSIE, Hyperæsthesia.

HYPERETRIA, Midwife.

HYPERGENESIS, from *ὑπερ*, 'in excess,' and *γενεσις*, 'generation.' The excess of formative power, which gives occasion to monstrosities by excess of parts.

HYPERGEUS'TIA, *Hypergeus'tis*, *Hyperæsthesia linguae*, *Oxygeus'tia*, from *ὑπερ*, 'above,' and *γευστικ*, 'taste.' Excessive sensibility of the organ of taste.

HYPERHÆMATOSIS, Inflammation.

HYPERHÆMIA, Hyperæmia.

HYPERHÆPATOTROPHIE, *Hypertrōph'ia hépatis*, (F.) *Hypertrophie du Foie*; from *ὑπερ*, 'in excess,' *ἥπαρ*, 'the liver,' and *τροφή*, 'nourishment.' Hypertrophy of the liver.

HYPERHIDROSIS, Ephidrosis.

HYPERHORA, from *ὑπερ*, 'in excess,' and *ωρα*, 'time.' Premature development of the body, or of some part.

HYPERICUM BACCIFERUM, *Arbuscula gummicifera Brazilian'is*, *Cass-opia*. A Brazilian tree, whose bark admits a juice, when wounded, which resembles gamboge.

HYPERICUM PERFORATUM, *Hypericum*, *Fuga Dæmonum*, *Androsæmum*, *Cétron*, *Perforated* or *Common St. John's Wort*, (F.) *Millepertuis ordinaire*. It is aromatic and astringent, and enters into a number of aromatic preparations; and, amongst others, into the *Falltranks*. The

Oil of St. John's Wort, *Oleum hyperici*, *Balsamum hyperici simplicæ*, is made by infusing *Ziv.* of the flowers in a quart of *olive oil*. It is vulnerary.

HYPERIDROSIS, Ephidrosis.

HYPERINOSIS, Hypercatharsis.

HYPERINOSIS, Hypercatharsis.

HYPERINOSIS, from *ὑπερ*, 'above,' and *ινος*, 'flesh.' The condition of the blood in which it contains an increase in the proportion of fibrin, a decrease of the capsules in proportion to the excess of fibrin, and an increase of the fat,—as in inflammation. In proportion to the increase of the fibrin and fat, and the decrease of the corpuscles, the whole solid residue will be diminished. Also, morbidly increased muscular activity.—Siebenhaar.

HYPERLYMPHIA, (F.) *Hyperlymphie*; from *ὑπερ*, 'in excess,' and *lymph*. Excessive formation or accumulation of lymph.

HYPERMETROHÆMIE, Metrohæmia.

HYPERMYELOHÆMIA, (F.) *Hyperémie de la Moëlle épinière*, *Congestion sanguine rachidienne*, from *ὑπερ*, 'in excess,' *μυελος*, 'marrow,' and *αίμα*, 'blood.' Hyperæmia of the spinal marrow.

HYPERNÉPHROTROPHIE, from *ὑπερ*, 'in excess,' *νεφρος*, 'kidney,' and *τροφή*, 'nourishment.' Hypertrophy of the kidney.

HYPERNEURIA, from *ὑπερ*, 'in excess,' and *νευρος*, 'a nerve.' Excessive nervous activity.

HYPERNEURO'MA, same etymon. Morbid development of the neurine or nervous masses.

HYPERO-PHARYNGEUS, Palato-pharyngeus.

HYPERO'A, from *ὑπερ*, 'upon,' and *ων*, 'a high place.' The palatine arch,—the base of the cranium.

HYPEROA, Palate.

HYPEROÏTIS, *Inflammatio palati*, *Angina Palati'na*, (F.) *Inflammation du Palais*, from *hyperoa*, 'the palate,' and *itis*, a suffix denoting inflammation. Inflammation of the velum palati.

HYPEROÏCHAS'MA, from *ὑπερ*, 'the palate,' and *χασμα*, 'an opening,' *Lyeostoma*, *Palatum fissum*. Fissure of the palate.

HYPEROPSIA, Oxyopia.

HYPEROS, Pylum.

HYPEROSMIA, Hyperosphresia.

HYPEROSPHE'SIA, *Hyperosmia*, *Hyperæsthesia olfacto'ria*, *Olfactus acutus*, from *ὑπερ*, and *οσφρησις*, 'smell.' Excessive acuteness of smell.

HYPEROSTOSIS, Exostosis.

HYPERPATHIA, from *ὑπερ*, 'in excess,' and *παθος*, 'suffering.' Excessive sensibility in disease.

HYPERPHLEBOSIS, from *ὑπερ*, 'in excess,' and *φλεψ*, 'a vein.' Too great development of the venous system—predominant venosity.

HYPERPHLEGMASIA, Hyperphlogosis.

HYPERPHLOGOSIS, *Epi-phlogo'sis*, *Hyperphlegmasia*, *Inflammatio peracuta*, from *ὑπερ*, 'above,' and *φλογωσις*, 'inflammation.' A high degree of inflammation.

HYPERPHRENIE, Mania.

HYPERPIMELE, see Polysarcia.

HYPERPLEXIE, Ecstasis.

HYPERPNEUSTIA, Flatulencia.
 HYPERPRESBYTIA, Presbytia.
 HYPERSARCHIDIOS, Physcomia.
 HYPERSARCOMA, *Hypersarcom'sis*, *Hypersarcom'sis*, from *υπερ*, 'above,' and *σαρξ*, 'flesh.' A soft fungous excrescence, especially such as appears upon ulcerated parts.—A fungosity.
 HYPERSARCOSIS, Excrescence, Fungosity—h. Cordis, Heart, hypertrophy of the.
 HYPERSARXIS, Hypersarcoma.
 HYPERSPADIAS, Epispadias.
 HYPERSPASMIA, Convulsion.
 HYPERSPLENOTROPHIE, Splenoncus.
 HYPERSPONGIA, Spina ventōsa.
 HYPERSTHENIA, *Hyperdyna'mia*, *Hyperzoodyna'mia*, *Status inflammatorius verus*; from *υπερ*, 'beyond,' and *σθενος*, 'strength.' Super-excitement: A morbid condition, characterized by over-excitement of all the vital phenomena.
 HYPERSTHENICUS, Active.
 HYPERTONIA, *υπερ*, 'beyond,' and *τονος*, 'tone.' Excess of tone in parts. It is opposed to atony.
 HYPERTROPHÆMIA, from *υπερ*, 'above,' *τροφη*, 'nourishment,' and *αιμα*, 'blood.' A state in which the plastic powers of the blood are increased.
 HYPERTROPHIA CORDIS, Heart, hypertrophy of the—h. Glandularum, Hyperadenosis—h. Hepatis, *Hyperhēpatotrophie*—h. Intestinorum, Enterhypertrophia—h. Lienis, Splenoncus—h. Splenis, Splenoncus.
 HYPERTROPHIE DU CŒUR, Heart, hypertrophy of the—h. du Foie, *Hyperhēpatotrophie*—h. de la Rate, Splenoncus—h. du Corps Thyroïde, Bronchocele.
 HYPERTROPHIED, see Hypertrophy.
 HYPERTROPHY, *Hypertrophie*, from *υπερ*, 'beyond,' and *τροφη*, 'nourishment.' The state of a part in which the nutrition is performed with greater activity; and which, on that account, at length acquires unusual bulk. The part thus affected is said to be *hypertrophied*.
 HYPERURESIS, Enuresis—h. Aquosa, Diabetes.
 HYPERURORRHÉE, Diabetes—h. Saccharine, Diabetes (Mellitus).
 HYPERZODYNAMIA, Hypersthenia.
 HYPEXODOS, *υπεξοδος*, from *υπο*, 'beneath,' and *εξοδος*, 'passing out.' An alvine discharge or flux.—Hippocrates.
 HYPEZOCUS, Diaphragm, Pleura.
 HYPHA, Texture.
 HYPHÆMA, Ecchymoma.
 HYPHÆMATOSIS, from *υπο*, 'under,' and *αιματωσις*, 'sanguification.' Morbidly diminished hæmatisis.—*Sanguificatio debilior*.
 HYPHEMOS, Subpneucia.
 HYPHE, Texture.
 HYPHYDROS, Hydræmic.
 HYPINOSIS, *Hypoplasma*, from *υπο*, 'under,' and *ινος*, 'flesh.' The condition of the blood in which the quantity of fibrin is frequently less than in health, or if it amounts to the usual quantity its proportion to the blood corpuscles is less than in health: the quantity of corpuscles is either absolutely increased or their proportion to the fibrin is larger than in healthy blood; the quantity of solid constituents is also frequently larger than in health. Such is the condition of the blood in fevers, hemorrhages, and polyæmia.—Simon.

HYPNÆSTHESIS, Somnolency.
 HYPNIA TER, (F.) *Hypniatre*, from *υπνος*, 'sleep,' and *ιατρος*, 'a physician.' A name given to deluded or designing persons who have affirmed that they were able, during their 'magnetic sleep,' to diagnosticate disease and its appropriate treatment.
 HYPNOBATIS, Somnambulism.
 HYPNOBATES, Somnambulist.
 HYPNOBATESIS, Somnambulism.
 HYPNOBATIA, Somnambulism.
 HYPNO'DES, *υπνωδης*, from *υπο*, 'under,' and *υπνος*, 'sleep.' One in a state of slumber or somnolency.
 HYPNODIA, Somnolency.
 HYPNOLOGICA, *Hypnolog'icæ*. The part of hygiene which treats of sleep.
 HYPNOLOGY, *Hypnolog'ia*, from *υπνος*, and *λογος*, 'a discourse.' Same etymon. A treatise on sleep. The doctrine of sleep.
 HYPNONERGIA, Somnambulism.
 HYPNOPOEUS, Somniferous.
 HYPNOS, Sleep.
 HYPNOSIS BIOMAGNETICA, Sleep, magnetic.
 HYPNOTICUS, Somniferous.
 HYPNOTIZED, Mesmerized.
 HYPO, *υπο*, 'under,' *sub*. In composition, *υπο*, Hypochondriasis.
 HYPOÆMA, Ecchymoma.
 HYPOÆMIA, Ecchymoma.
 HYPOBLEPH'ARUM, from *υπο*, 'under,' and *βλεφαρον*, 'eyelid.' Tumefaction under one or both eyelids. Also, an artificial eye, placed under the eyelids.
 HYPOCAPNISMA, Suffimentum.
 HYPOCAPNISMUS, Fumigation.
 HYPOCARODES, *Subsoporatus*, from *υπο*, 'under,' and *καρος*, 'a heavy sleep.' One who is in a state approaching carus.—Hippocrates.
 HYPOCATHARSIS, from *υπο*, 'beneath,' and *καθαρσις*, 'purgation.' Too feeble purgation. A word opposed to hypercatharsis.
 HYPOCATHARTICUS, Laxative.
 HYPOCAUS'TUM, from *υπο*, 'beneath,' and *καιω*, 'I burn.' A name given to a stove, or any such contrivance, to sweat in. Also, a furnace in any subterraneous place, used for heating baths:—*υποκαυστην*, *Balnea'rium*, *Vaporarium*.
 HYPOCEPHALÆ'UM, from *υπο*, 'under,' and *κεφαλη*, 'head.' A pillow for the head.
 HYPOCERCHA'LEON, from *υπο*, and *κεχαλος*, 'hoarse.' Roughness of the fauces affecting the voice.—Hippocrates.
 HYPOCHLOROM'ELAS, *sub-pallide nigricans*, from *υπο*, *χλωρος*, 'green,' and *μαλας*, 'black.' A term applied to one whose skin is pale, with a blackish hue.—Hippocr., Galen.
 HYPOCHOILION, Abdomen.
 HYPOCHONDRE, *Hypochondrium*, *Subcartilagin'eum*, *Regio Hypochondri'aca*, *Hypochondriac Region*, from *υπο*, 'under,' and *χονδρος*, 'a cartilage.' Each lateral and superior region of the abdomen is so called, because it is bounded by the cartilaginous margin of the false ribs, which forms the base of the chest. There is a *right* and a *left* hypochondrium.
 HYPOCHONDRIAC, *Hypochondri'acus*; same etymon. Belonging to hypochondriasis. One labouring under hypochondriasis.
 HYPOCHONDRIACISMUS, Hypochondriasis.

HYPOCHONDRIALGIA, Hypochondriasis. **HYPOCHONDRIASIS**. Same etymon. *Alusia hypochondriasis*, *Morbus hypochondriacus*, *M. Resicato'rius*, *M. Ructuosus*, *Malum hypochondriacum*, *Hallucina'tio hypochondriasis*, *Hypochondriacis'mus*, *Hypochondricis'mus*, *Dyspeps'ia hypochondriasis*, *Pas'sio hypochondriaca*, *Affectio hypochondriaca*, *Anathymi'asis*, *Hyperc'nis gastrica*, *Splenes*, *Melancholia nervea*, *M. flatuosa*, *M. hypochondriaca*, *Suffocatio hypochondriaca*, *Morbus flatuosus*, *M. erudit'rum*, *Fomes ventriculi*, *Hypochondrism*, *Hypo*, *Spleen*, the *Vapours*, the *English Malady*, *Low Spirits*, (F.) *Hypochondrie*, *Maladie imaginaire*, *Maladie Anglaise*, *Affectio vaporeuse*, *Vapeurs*. This disease is probably so called, from the circumstance of some hypochondriacs having felt an uneasy sensation in the hypochondriac regions. The disease seems really to be, as Pinel has classed it, a species of neurosis, and of mental alienation, which is observed in persons who in other respects are of sound judgment, but who reason erroneously on whatever concerns their own health. Hypochondriasis is characterized by disordered digestion, without fever or local lesion; flatulence; borborygmi; extreme increase of sensibility; palpitations; illusions of the senses; a succession of morbid feelings, which appear to simulate the greater part of diseases; panics; exaggerated uneasiness of various kinds; chiefly in what regards the health, &c. Indigestion has usually been considered the cause of hypochondriasis. They are, unquestionably, much connected with each other: but there is every reason to believe, that the seat of the affection is really, though functionally, in the brain. The disease almost always appears at the adult age, most commonly in irritable individuals; and, in those exhausted, or rather in the habit of being exhausted, by mental labour, overwhelmed with domestic or public affairs, &c.

The treatment is almost entirely moral. The condition of the digestive function must, however, be accurately attended to.

HYPOCHONDRICISMUS, Hypochondriasis.

HYPOCHONDRISM, Hypochondriasis.

HYPOCHOREMA, Excrement.

HYPOCHORESIS, Dejection, Defecation, Excrement.

HYPOCHORETICUS, Cathartic.

HYPOCHYMA, Cataract.

HYPOCHYROSIS, Barycoelia.

HYPOCHYSIS HÆMATODES, Hæmophthalmia.

HYPOCISTUS, Cytinus.

HYPOCLEPTICUM, from *υπο*, 'beneath,' and *κλεπτω*, 'I steal.' A chymical vessel, formerly used for separating oil from water.

HYPOCELIS, Palpebra inferior.

HYPOCELIUM, Abdomen.

HYPOGELUM, Hypocoilon, Palpebra inferior.

HYPOCOILON, *Hypocailon*, *Hypocailum*, *Hypocylum*, from *υπο*, 'under,' and *κοιλον*, 'a cavity.' A cavity situate under the lower eyelid. The lower eyelid itself.

HYPOCOPHOSIS, Barycoelia, Deafness.

HYPOCRANIUM (ΑΡΟΣΤΕΜΑ), from *υπο*, 'under,' and *κρανιον*, 'the cranium.' A collection of pus between the cranium and dura mater.

HYPOCYLUM, Hypocoilon, Palpebra inferior.

HYPOCYSTECTOMIA, see Lithotomy.

HYPODERMIS, Epideris.

HYPODERMATOMY, *Hypodermatomia*: from *υπο*, 'under,' *δερμα*, 'the skin,' and *τομη*, 'incision.' The section of subcutaneous parts, as of tendons and muscles.

HYPODERMIS, Clitoris, Epideris.

HYPODERRHIS, Epideris.

HYPODESMA, Bandage.

HYPODESMS, Bandage.

HYPODYNAMIC, Adynamic.

HYPODYNIA, from *υπο*, 'under,' and *δυνη*, 'pain.' *Dolor mitis seu levis*. A slight pain.

HYPOGALA, Hypopyon.

HYPOGASTRAL'GIA, from *υπογαστριον*, 'the hypogastrium,' and *αλγες*, 'pain.' Pain in the hypogastrium.

HYPOGAS'TRIC, *Hypogast'ricus*. Relating or belonging to the hypogastrium.

HYPOGASTRIC ARTERY, *A. Ili'aca inter'na*, *A. Ili'aca post'e'rior*, *A. pelviennæ*, (—Ch.) is the more internal of the two branches into which the primary iliac divides. It descends into the cavity of the pelvis, and gives off a considerable number of branches, which arise, at times, separately, at others, by common trunks. These branches are, 1. The *posterior*, i. e. the ilio-lumbar arteries, lateral, sacral, and gluteal. 2. The *anterior*, i. e. the umbilical, vesical, and obturator. 3. The *internal*, the middle hemorrhoidal arteries, uterine, and vaginal in women. 4. The *inferior*, i. e. the *ischiatric arteries*, and internal pudic.

HYPOGASTRIC OPERATION OF LITHOTOMY, (F.) *Taille hypogastrique*. The high operation, or that practised above the pubes.

HYPOGASTRIC PLEXUS, *Plexus sous-mésentérique* of Winslow, is situate at the lateral and posterior parts of the rectum and the *bas fond* of the bladder. It is formed by the sacral nerves and the inferior mesenteric plexus, and gives off numerous filaments, which accompany the arteries that pass to the rectum and genital organs.

HYPOGASTRIC VEIN furnishes nearly the same branches.

HYPOGASTRION, Abdomen.

HYPOGAS'TRIUM, *Hypogast'rium*, from *υπο*, 'under,' and *γαστηρ*, 'the stomach or belly;' *Etron*, *ητρος*, *Venter imus*, *V. parvus*, *Aqualiculus*, *Sumen*, *Rumen*. The lower part of the abdomen. The *Hypogastric region*, *Re'gio hypogast'rica seu hypogast'ria*, which extends as high as three fingers' breadth beneath the umbilicus, is divided into the three secondary regions—one *middle* or *pubic*, and two *lateral* or *inguinal*.

HYPOGASTROCE'LE, from *υπο*, 'under,' *γαστηρ*, 'the stomach or belly,' and *κληη*, 'a tumour.' Hernia in the hypogastric region, occurring through the separated fibres of the lower part of the linea alba. See Hernia, hypogastric.

HYPOGASTRODID'YMUS, *Did'yimus Symphyohypogast'ricus*, *Ischiopages*, from *υπο*, 'under,' *γαστηρ*, 'the belly,' and *διδυμος*, 'a twin.' A monstrosity in which twins are united by the hypogastrium.—Gurlt.

HYPOGASTRORIXIS, Eventration.

HYPOGLOSSA, Hypoglottides.

HYPOGLOSSIA, Hypoglottides.

HYPOGLOSSIADENITIS, from *υπο*, 'under,'

γλωσσοῦ, 'tongue,' ἀδὴν, 'a gland,' and *itis*, denoting inflammation. *Inflammatio glandularum sublingualium*; Inflammation of the sublingual gland.

HYPOGLOSSIDIA, Hypoglottidēs.

HYPOGLOSSIS, Ranula.

HYPOGLOSSIUM, Ranula.

HYPOGLOSSUM, *Ruscus hypoglossum*, Ranula.

HYPOGLOS'SUS, from ὑπο, 'under,' and γλωσσα, 'the tongue.' That which is under the tongue.

HYPOGLOSSUS, *Hypoglossal Nerve, Nerv Hypoglosse on Grand Hypoglosse, Hypoglossien* (Ch.), *Lingual N., Gustatory N., Lingualis Me'dius*, is the ninth pair of nerves of many anatomists. It arises by ten or twelve very fine filaments from the grooves, which separate the corpora pyramidalia from the C. olivaria; issues from the cranium by the foramen condyloideum anterius; and divides, near the angle of the jaw, into two branches; the one the *cervicalis descendens* or *descendens noni*. It forms, with the cervical plexus, a large anastomotic arch, and furnishes branches to several of the muscles of the neck. The other, the *lingual branch*, is the continuation of the principal trunk, and gives its numerous filaments to the muscles of the tongue and pharynx. The ninth pair communicates motion to the muscles to which it is distributed.

HYPOGLOTTIA, Hypoglottidēs.

HYPOGLOTTIDES, (PILULÆ,) *Hypoglossia, Hypoglot'tia, Hypoglossa, Hypoglot'ta, Hypoglossid'ia, Pilulæ sublingual'es*. Pills placed under the tongue to dissolve there.

HYPOGLOTTIS, Ranula.

HYPOGLU'TIS, from ὑπο, 'under,' and γλυτός, 'the nates.' The lower and projecting part of the nates.—Gorræus.

HYPOGNATHADEN, Submaxillary gland.

HYPOGNATHADENITIS, *Hyposialadenitis*, from *hypognathaden*, the submaxillary gland, and *itis*, denoting inflammation. Inflammation of the submaxillary gland.

HYPOLEPSIOMANIA, Melancholy.

HYPOMIA, from ὑπο, 'under,' and ὤμος, 'the shoulder.' The projecting part of the shoulder.—Castelli, Galen.

HYPOMIA, Axilla.

HYPOMNESIS, Memory.

HYPONARTHÉCIE, *Hyponarthécia*, from ὑπο, 'under,' and ἀρθή, 'a splint.' A term used by M. Mayor for his mode of treating fractures by position only,—the limb resting upon a properly cushioned board or splint.

HYPONEURIA, from ὑπο, 'under,' and νεῦρον, 'a nerve.' Morbidly diminished nervous energy.

HYPONOMOS, *Ulcus subtus depas'cens*, from ὑπο, 'under,' and ἔμω, 'I feed.' A deep fistula or ulcer.

HYPON'YCHON, from ὑπο, 'under,' and οὐνξ, 'the nail.' *Echymoma Hyponychon*. Effusion of blood under a nail.

HYPOPATHIA, *Subaffectio*, from ὑπο, 'under,' and παθος, 'disease.' A disease of a slight character.

HYPOPATUS, Dejectio.

HYPOPE'DIUM, from ὑπο, 'under,' and ποῦς, 'the foot.' A cataplasm for the sole of the foot.

HYPOPH'ASIS, from ὑπο, 'under,' and φαίρω, 'I appear.' That state of the eyes in

which the white only is seen through the opening of the eyelids.—Hippocrates.

HYPOPHLEGMASIA, Subinflammatio.

HYPOPH'ORA, from ὑπο, 'under,' and φέρω, 'I carry;' *Ulcus sinuosum seu fistulosum*. A fistulous ulcer.—Galen. A dejection.

HYPOPTHALMIA, Hypopyon.

HYPOPTHALMION, from ὑπο, 'under,' and ὀφθαλμος, 'the eye.' That part under the eye where œdema generally commences in chronic diseases and in cachexia.—Hippocrates.

HYPOPHYSIS, Cataract, Epigone—h. Cerebri, Pituitary gland.

HYPOPIUM, from ὑπο, 'under,' and ὤψ, 'eye.' The part of the face under the eye;—a black eye.

HYPORIUM OS, Malm os.

HYOPLASMA, Hypinosis.

HYOPLEURIUS, Pleura.

HYPOPO'DIA, *Supplanta'lia, Suppeda'nea*, from ὑπο, 'under,' and ποῦς, 'the foot.' Remedies, as sinapisms, which are applied under the foot.

HYPOPHALYON, *Hypopyum, Hypophthalmia, Pyophthalmia, Empy'e'sis seu Diapye'sis Oculi, Oculus purulentus, Lunella, Hypog'ala, Hypopyum lacteum, Pyo'sis, Abscessus Oculi, Parop'sis Staphylo'ma purulentum*; from ὑπο, 'under,' and πύον, 'pus;' because the pus is under the cornea. This name has been given to small abscesses between the laminae of the cornea, as well as to different purulent-collections in the chambers of the eye; hence, some pathologists have distinguished *Hypopyon of the chambers*, from *Hypopyon of the Cornea*. In abscesses of the chambers, the purulent matter is mixed with the aqueous humour, which it renders turbid; and is deposited particularly at the lower part of the eye; forming behind the cornea a kind of whitish crescent, that rises more or less before the pupil, and closes it entirely or in part. It requires the use of local and general antiphlogistics, and sorbefacients. At times, it is necessary to puncture the cornea and evacuate the pus.

HYOPYUM LACTEUM, Hypopyon.

HYPORINION, *Hyporrhivium*, from ὑπο, 'under,' and ριν, 'the nose.' That part of the beard which grows beneath the nose. The mustaches. Also, the upper lip.

HYPORRHYSIS, Defluxion, Prolapsus.

HYPOSA'PRUS, *Subputris, Putres'cens*.

Growing putrid. Slightly putrid.

HYPOSAR'CA, from ὑπο, 'under,' and σαρξ, 'flesh.' *Hyposarcidiosis, Anasarca*. In Linné's and in Cullen's Nosology, it is synonymous with *Physscunia*.

HYPOSARCIDIUS, Anasarca, Hyposarca.

HYPOSARCO'SIS, from ὑπο, 'under,' and σαρκώσις, 'a fleshy growth.' A small fleshy growth;—a wart.

HYPOSIAGONARTHRI'TIS, from ὑπο, 'under,' σιαγόων, 'the jawbone,' ἄρθρον, 'a joint,' and *itis*, denoting inflammation; *Inflammatio articuli maxillæ inferioris*. Inflammation of the joint of the lower jaw.

HYPOSIALADENITIS, Hypognathadenitis.

HYPOSA'DIA, from ὑπο, 'under,' and σπᾶω, 'I draw.' A malformation, in which the canal of the urethra, instead of opening at the apex of the glans, terminates at its base, or beneath the penis, at a greater or less distance from the symphysis pubis. When the orifice

of the urethra is very near the root of the penis, the scrotum is divided, as it were, into two great labia; and this malformation has often been taken for a case of hermaphroditism. Hypospadias is ordinarily incurable; and an idea has been entertained that it is the cause of impotence. It is not exactly so; but it renders impregnation less probable.

HYPOSPA'DIAS, *Hypospadiæ'us*, *Hypospadiæ'us*. One affected with hypospadias.

HYPOSPHAG'MA, from *ὑπε*, 'under,' and *σφαζω*, 'I kill.' The coagulated blood, which is collected when an animal is killed and used for food. Also, an effusion of blood, especially under the conjunctiva.

HYOSPHAGMA, *Hæmophthalmia*.

HYPOSTAPHYLE, *Staphylædema*.

HYPOSTAPHYLITIS, *Staphylædema*.

HYPOSTASES, from *ὑπο*, 'under,' and *στασις*, 'the act of placing.' Morbid depositions in the body.

HYPOSTASIS, *Sediment*.

HYPOSTATIC, *Hypostatiæus*, from *ὑπο*, 'under,' and *στασις*, 'stagnation.' Relating to hypostases, sediments or depositions.

HYPOSTATIC HYPERÆMIA. A congestion of blood in the vessels of a part caused by its depending position.

HYPOSTEMA, *Sediment*.

HYPOSTHENIC, *Contrastimulant*.

HYPOSTROPHE, *ὑποστρεφω*, 'change of position,' from *ὑπε*, and *στρεφω*, 'I turn.' Act of a patient turning himself. Also, a relapse or return of a disease.—*Hippoc.*, *Foësius*.

HYPOSYPHILIS, from *ὑπο*, 'under,' and *Syphilis*. A mild form of syphilis.

HYPOTHENAR, *Sub'volar*, from *ὑπε*, 'under,' and *θεναγ*, 'the palm of the hand or sole of the foot.'

HYPOTHENAR EMINENCE is the fleshy projection of the palmar surface of the hand, which corresponds with the little finger, and is supported by the fifth metacarpal bone. This eminence is formed of four muscles: the *Palmaris brevis*, *Adductor minimi digiti*, *Flexor brevis minimi digiti*, and *Opponens minimi digiti*. The name *Hypothenar* has also been given to different muscles of the hand. The *Hypothenar minimi digiti* of Riolan comprehended the *Abductor*, *Flexor brevis* and *Opponens minimi digiti*; and his muscle, *Hypothenar pollicis*, corresponded to the *Abductor*, and a portion of the *Flexor brevis pollicis*. Winslow called *muscle petit hypothenar* ou *hypothenar du petit doigt*, the *Adductor minimi digiti*.

HYPOTHENAR MINIMI DIGITI, *Flexor parvus minimi digiti*—*h.* Minor metacarpus, *Abductor minimi digiti*—*h.* Riolani, *Flexor parvus minimi digiti*.

HYPOTHETON, *Suppository*.

HYPOTHYMIAMA, *Fumigation*.

HYPOTHYMIASIS, *Fumigation*.

HYPOTIUM, (*Emplastrum*;) from *ὑπο*, 'under,' and *ου*, 'the ear.' *Emplastrum auricula'ræ*; a plaster applied behind or under the ear.

HYPOTROPE, *Relapse*.

HYPOTROPHIA, from *ὑπο*, 'under,' and *τροφη*, 'nourishment.' Scanty nourishment, or nutrition.

HYPOTROPIASMUS, *Relapse*.

HYPOTRYGUS, *Feculent*.

HYPOTRION, *Abdomen*.

HYPOZO'MA, from *ὑπο*, 'under,' and *ζωωμι*, 'I bind round;' *Membrana succin'gens*. A membrane or septum, as the mediastinum, diaphragm, &c.

HYPOCRAS, *Claret*.

HYPSELOGLOSSUS, *Basioglossus*.

HYSILODES, *OS*, *Hyoides*, *os*.

HYSILOGOSSUS, *Hयोगlossus*.

HYSOPHONUS, from *ὑψη*, 'high,' and *φωνη*, 'voice.' One who has a clear loud voice.

HYSOSIS, *Sublimation*.

HYPTIASMA, *Supination*.

HYPTIASMOS, from *ὑπτιαζω*, 'I lie with the face upwards.' Lying in a supine posture. Also, inversion of the stomach, as in nausea, regurgitation, or vomiting.—*Hippocr.*, *Galen*.

HYPULUS, from *ὑπε*, and *ουλη*, 'cicatrix.' Imperfectly cicatrized.

Ulcera Hypul'a. Ulcers healed at the top, but not at the bottom.

HYRTOCHEILIDES, *Labia pudendi*.

HYSOP, *Hyssopus*—*h.* Hedge, *Gratiola officinalis*.

HYSOPI'TES. Ancient name of a wine, of which hyssop was the chief ingredient, and which Dioscorides extolled in chronic inflammation of the chest. It was regarded as diuretic and emmenagogue.

HYSOPUS, from the *Hebr.* *Azob*, *Cassi'ala*, *Hyssopus officina'lis*, *Common hyssop*. It has been chiefly used as an aromatic, stimulant, and pectoral, in the form of infusion.

HYSTERA, *ὑστ'ρα*, *ὑστ'ρη*, 'the uterus.' Hence:

HYSTERA, *Secundines*.

HYSTERAL'GIA, *Hysterodyn'ia*, (*F.*) *Fortraiture*, from *ὑστ'ρα*, 'the uterus,' and *αλγες*, 'pain.' Pain in the uterus. *Irritable uterus*, (*F.*) *Néuralgie de l'uterus*. Hippocrates uses the epithet *Hyster'al'ges*, *ὑσ'τεραλγης*, for any thing that excites uterine pain; and, especially, for vinegar.

HYSTERALGIA CATARRHALIS, *Metro'rheuma*—*h.* *Galactica*, *Phlegmatia alba dolens*—*h.* *Lochialis*, *Dyslochia*—*h.* *Rheumatica*, *Metro'rheuma*.

HYSTERATRE'SIA, from *ὑστ'ρα*, 'the uterus,' and *ατρησις*, 'imperfurate.' Imperforation of the os uteri.

HYSTERELCO'SIS, from *ὑστ'ρα*, 'uterus,' and *ελκος*, 'an ulcer.' *Uteri ulceratio*, *Uteri ulcus*. Ulceration of the uterus.

HYSTERELLOSIS, *Hysteroloxia*.

HYSTEREMPHYSEMA, *Physometra*.

HYSTERIA, *Hysterici's'mus*, *Hysterismus*, *Hysterias*, *Hyster'asis*, *Hysteropath'ia*, *Hypervine'sia uteri'na*, *H. hyste'ria*, *Uteri adscen'sus*, *Suffocatio hyster'ica*, *S. uteri'na*, *S. Mulie'r'um*, *Asthma uteri*, *Præfocatio matric'is seu uteri'na*, *Synp'sia hyste'ria*, *Malum hyste'ricum*, *M. hyste'ricohypochondri'acum*, *Vapores uteri'ni*, *Affectio hyste'rica*, *Passio hyste'rica*, *Morbus hyste'ricus*, *Strangulatio uteri'na*, *S. Vulvæ*, *Vapours*, *Hyster'ics*, *Hyste'ric fit*, (*F.*) *Hysté'rie*, *Mal de Mère*, *Maladie imaginaire*, *Passion hysté'rique*, *Suffocation uté'rine*, *Etranglement*, *Épilepsie uté'rine*, *Vapeurs*, *Maux de Nerfs*, from *ὑστ'ρα*, 'the uterus.' A species of neurosis, classed amongst the spasmi of Sauvages and Cullen, and in the *Névroses de la génération*, by Pinel. It received the name of *hysteria*, because it was reputed to have its seat in the uterus. It generally occurs in paroxysms; the

principal characters of which consist in alternate fits of laughing and crying, with a sensation as if a ball set out from the uterus and ascended towards the stomach, chest, and neck, producing a sense of strangulation. If the attack be violent, there is, sometimes, loss of consciousness (although the presence of consciousness generally distinguishes it from epilepsy) and convulsions. The duration of the attacks is very variable. It appears to be dependent upon irregularity of nervous distribution in very impressible persons, and is not confined to the female; for well marked cases of hysteria are occasionally met with in men. During the fit,—dashing cold water on the face; stimulants applied to the nose or exhibited internally, and antispasmodics form the therapeutical agents. Exercise, tranquillity of mind, amusing and agreeable occupations constitute the prophylactics. See Mania, dancing.

HYSTERIA CATALEPTICA, Catalepsy.

HYSTERIAS, Hysteria.

HYSTERIASIS, Hysteria.

HYSTERICISMUS, Hysteria.

HYSTERICUS, Hysteria.

HYSTÉRIE, Hysteria.

HYSTERISMUS, Hysteria.

HYSTERITES, Hydrometra.

HYSTERITIS, Metritis, Hydrometra.

HYSTEROCARCINOMA, Metrocarcinoma.

HYSTEROCELE, from *ὑστέρα*, 'the womb,' and *κλήη*, 'hernia.' *Hernia uteri*, *Hernia of the womb*. This is a rare disease. The womb may protrude through the inguinal or the crural canal, or through the lower part of the linea alba.

HYSTEROCELE NUDA, Prolapsus uteri.

HYSTEROCOLICA, Colica uterina.

HYSTEROCNEMUS; from *ὑστέρα*, 'uterus,' and *κνησμος*, 'itching.' Pruritus of the uterus or genitals.

HYSTEROCYESIS, Pregnancy.

HYSTERO-CYSTIC, *Hystero-cysticus*, from *ὑστέρα*, 'the uterus,' and *κύστις*, 'the bladder.' Relating to the uterus and bladder. Some authors have called *Hystero-cystic Retention of urine*, that which is caused by the compression of the bladder by the uterus, during pregnancy.

HYSTERO-CYSTOCELE, from *ὑστέρα*, 'the womb,' *κύστις*, 'the bladder,' and *κλήη*, 'a tumour.' Hernia of the uterus complicated with displacement of the bladder.

HYSTERO-DYNIA, Hysteralgia.

HYSTEROEDEMA, Hydrometra.

HYSTEROID, *Hysteroïdes*, *Hysteroïdes*, from *hysteria*, and *εἶδος*, 'resemblance.' Resembling hysteria;—as a hysteroid disease, symptom, &c.

HYSTEROL'OGY, *Hysterolog'ia*, from *ὑστέρα*, 'the uterus,' and *λόγος*, 'a description.' A treatise on the sound and morbid uterus.

HYSTEROLOXIA, *Hysterelox'is*, *Obliguitas uteri*, *Situs obliquus uteri*, *Flexio seu versio incompleta uteri*, *Inclinatio uteri*, *Metrolax'ia*, *Metrocamps'is*, *Uterus obliquus*, *U. Inclina'tus*; from *ὑστέρα*, 'the uterus,' and *λόξος*, 'oblique.' An oblique position of the uterus, occurring during pregnancy. *Anteversion of the uterus*, *Hysterolox'ia anterior*, *Anteversio uteri*, *Prona'tio uteri*, *Venter propendens*; and *Retroversion of the uterus*, *Hysterolox'ia posterior*, *Retroversio uteri*, *Reflexio uteri completa*, are varieties.

HYSTEROMALACIA, *Hysteromalaco'sis*, *Hysteromalaco'ma*, *Metromalaco'sis*, *Metromalaco'ma*, *Malaco'sis uteri*, *Emollit'ies uteri morbosa*, *Putrescentia uteri gravidi*, from *ὑστέρα*, 'the uterus,' and *μαλακία*, 'softness.' Softness of the uterus during pregnancy, which renders it liable to rupture in labour.

HYSTEROMALACOMA, *Hysteromalacia*, **HYSTEROMANIA**, *Nymphomania*.

HYSTEROMOCHLIUM, *Lever*.

HYSTERON'CUS, from *ὑστέρα*, 'the uterus,' and *γκκος*, 'tumour.' *Tumor uteri*. A tumour of the uterus.

HYSTERO-PARALYSIS, from *ὑστέρα*, 'the uterus,' and *παράλυσις*, 'paralysis.' Paralysis of the uterus.

HYSTERO-PTHIA, from *ὑστέρα*, 'the uterus,' and *πάθος*, 'suffering.' Disease or suffering in the uterus. Also, hysteria, and denteropathia.

HYSTERO-PHYSE, *Physometra*.

HYSTERO-PH'YSIS, from *ὑστέρα*, 'the uterus,' and *πνοή*, 'wind.' Distention of the uterus with air; *Emphysema uteri*.

HYSTERO-PLEGIA, *Hystero-paralysis*.

HYSTERO-POLYPUS, *Metropolypus*.

HYSTERO-SOPHIA, *Physometra*.

HYSTERO-P'TO'SIS, from *ὑστέρα*, 'the womb,' and *πτωσις*, 'fall,' *Prolapsus uteri*. Also *Inversio uteri*, *Anas'trophē uteri*. In a general sense, a protrusion of any of the genital organs or of excrescences from them into the genital passages; *Adoptosis*.

HYSTEROPTOSIS, *Prolapsus uteri*—h. *Vagina prolapsus*, *Prolapsus vaginae*.

HYSTERRRHAGIA SANGUINEA, *Metrorrhagia*.

HYSTERRRHEXIS, *Uterus, rupturæ of the*.

HYSTERRRHOEA, *Metrorrhagia*—h. *Mucosa*, *Leucorrhœa*.

HYSTERSALPINK, *Tube*, *Fallopian*.

HYSTEROSCIRRHUS, *Metroscirrhus*.

HYSTEROSCOPE, from *ὑστέρα*, 'the uterus,' and *σκοπεω*, 'I view.' A metallic mirror used in inspecting the state of the os uteri, for throwing the rays of a taper to the bottom of the speculum uteri.—Colombat de l'Isère.

HYSTEROSTOMA, *Os uteri*.

HYSTEROSTOMAT'OMUS, from *ὑστέρα*, 'the womb,' *στόμα*, 'orifice,' and *τεμνειν*, 'to cut.' An instrument invented by Couleury for dividing the os uteri, when it is important to deliver immediately, as in cases of convulsions.

HYSTEROSTOMIUM, *Os uteri*.

HYSTEROTOM'IA, *Hysterot'omy*. Same etymon as *Hysterotomus*. *Cæsarean section*. Also, dissection of the uterus.

HYSTEROTOMOTOCIA, *Cæsarean section*.

HYSTEROT'OMUS, from *ὑστέρα*, 'the womb,' and *τεμνειν*, 'to cut.' An instrument for dividing the womb through the vagina. It is a kind of *Bistouri caché*, and is intended to divide the cervix uteri.

HYSTEMPHYSEMA, *Physometra*.

HYSTRIASIS, *Hystriciasis*.

HYSTRIC'ASIS, *Hystric'asis*, *Hystrix*, *Hystricis'mus*, *Cerostro'sis*, *Tricho'sis setosa*, from *ὑστρίξις*, 'a hedgehog or porcupine.' A disease of the hairs, in which they stand erect like the quills of the porcupine.

HYSTRICISMUS, *Hystriciasis*.

HYSTRIX, *Hystriciasis*.

I.

IAMA, Medicament.
 IAMA TOLOGY, Materia medica.
 IAMA TO SYNTAXIOLOGIA, see Prescription.
 IAMATOSYNTAXIS, see Composition.
 IAMATOTAXIOLOGIA, see Prescription.
 IASIMOS, Curable.
 IASIS, Curation.
 IATERIA, Medicina.
 IATERIUS, Medicinal.
 IATRALEIP'TICE, *Iatralipticē (Ars)*, *Iatraliptic method*; same etymon. The method of treating diseases adopted by the Iatraliptes, that is, by friction chiefly.
 IATRALEP'TES, *Iatraliptes*, *Iatralipta*, *Iatroleiptes*, *Med'icus Unguenta'rius*; from *ιατρος*, 'a physician,' and *αλειψω*, 'I anoint.' One who treats diseases by unguents, frictions, and by external means generally. Prodicus, a disciple of Æsculapius, was the chief of the Iatraliptes.
 IATRALIPTES, Iatraliptes.
 IATRALIPTICE, Iatraliptice.
 IATREUSIOLOG'IA, from *ιατρειωσις*, 'the exercise of the art of healing,' and *λογος*, 'a description.' The doctrine of the exercise of the healing art.—Reil.
 IATREUSIS. The exercise of the healing art.
 IATRIA, Medicine.
 IATRICE, Medicina.
 IATRINĒ, Medicina. Also, a female practitioner of medicine; a midwife.
 IATR'ION, *Iatr'ion*, *Iatron*. The house or office of a physician or surgeon. Also, the physician's fee or *honorarium*.
 IATROCHEMIA, Chymiatría.
 IATROCHYMIA, Chymiatría.
 IATROGNOM'ICA, *Iatrognom'icē*; from *ιατρος*, 'a physician,' and *γινωσκω*, 'I know.' A knowledge of medical objects.—Hufeland.
 IATROLEIPTES, Iatraliptes.
 IATROLOG'IA, *Iatrol'ogy*, from *ιατρος*, 'a physician,' and *λογος*, 'a description.' A treatise on phisic and physicians.
 IATRO-MATHEMATICAL PHYSICIANS, *Iatromathemat'ici*, Mechanical physicians.
 IATROMECHANICI, Mechanical physicians.
 IATRON, Iatron.
 IATROPHYSICS, Physics, medical.
 IATROSOPHIS'TA, from *ιατρος*, 'a physician,' and *σοφιστης*, 'one skilled in an art or science.' A learned, or theoretically educated physician.
 IATROTECH'NA, *Iatrotech'nes*; from *ιατρος*, 'a physician,' and *τεχνη*, 'art.' A practical physician or surgeon.
 IATROTECHNICE, Medicina, Therapeutics.
 IATRUS, Physician; also, a surgeon.
 IBERIS, *Lepidium iberis*—i. Sophia, Cardamine pratensis.
 IBICUIBA, *Becuibá*, *Becuibá nux*. A species of nut from Brazil, the emulsive kernel of which is ranked amongst balsamic remedies.
 IBIS, *ιβις*. A bird held sacred by the Egyp-

tians. When sick, it is asserted, that it was wont to inject the water of the Nile into its fundament; whence, according to Langius, was learned the use of glysters.

IBISCHA MISMALVA, Althæa.

IBISCUS, Althæa.

IBIXUMA, Saponaria.

ICE, Sax. *ir*, *Glac'ies*, *Frozen water*, (F.) *Glacc*. Iced water is much used internally, as the best refrigerant in fever. It is, also, applied externally, in cases of external inflammation, as well as in phrenitic, and hernial affections, &c.

ICE-COLD, *Icy cold*, (F.) *Froid glacial*. A very strong morbid sensation of cold, compared by the patient to that which would be produced by the application of pieces of ice.

ICELAND, MINERAL WATERS OF. Hot springs are found in every part of Iceland: The most noted of these is one called Geyser, two days' journey from Hecla, and near Skalholt. The diameter of the basin is 59 feet; and the height to which the water is thrown, is often more than 100. The heat of the water is 212°.

ICE-PLANT, *Mesembryanthemum crystallinum*, *Monotropa uniflora*.

ICHNUS, *ιχνος*. The foot. The sole of the foot. The heel.

ICHOR, *ιχωρ*, *Ichos*. The serum of the blood, *Sarries*, *Sordes*, *Virus*, *Pus malignum*, *Tabum*. A thin, aqueous, and acrid discharge.

ICHOROIDES, Ichorous.

ICHOROUS. *Ichoro'sus*, *Ichoro'ides*, *Sanio'sus*, *Sa'nious*. Belonging to or resembling ichor.

ICHTHYA, Hook, blunt.

ICHTHYOCOL'LA, from *ιχθυς*, 'a fish,' and *κόλλα*, 'glue.' *Colla Pis'cium*, *P'singlass*, *Fish-glué*, (F.) *Ichthyocolle*, *Culle de Poisson*. A name given to the dried fish bladder of the *Acipenser huso*, and other species of acipenser, which is almost wholly composed of gelatin, and is employed in medicine in the formation of nutritive jellies. It is, also, occasionally used in anatomical injections. The *English Court Plaster* is made with it.

ICHTHYOPH'AGISTS, *Ichthyoph'agi*, from *ιχθυς*, 'a fish,' and *φαγω*, 'I eat.' People who feed habitually on fish;—generally the most uncivilized of mankind.

ICHTHYOPHAGOUS, Piscivorous.

ICHTHYOSE, Ichthyosis.

ICHTHYO'SIS, from *ιχθυς*, 'a fish,' from the resemblance of the scales to those of a fish. *Lepido'sis Ichthy'i'sis*, *Lep'ra Ichthy'o'sis*, *Lepido'sis Ichthy'o'sis*, *Alvaras nigra* (Arab.), *Impeti'go excoorticati'va*, (F.) *Ichthyose*; *Fish-skin*, *Porcupine Disease*. A permanently harsh, dry, scaly, and in some cases, almost horny texture of the integuments of the body, unconnected with internal disorder. Willan and Bateman have two varieties, *I. simplex*, and *I. cornea*. Alibert has three, the *I. nacrée* or *pearly*, the *I. cornée*, and the *I. pellagre* or *pellagra*.

ICHTHYOSIS PELLAGRA, Pellagra.

ICHTHYOSIS SEBA'CEA, *Sebaceous Ichthy'o'sis*.

A morbid incrustation of a concrete sebaceous substance upon the surface of the epidermis, confounded, according to Mr. E. Wilson, with ichthyosis, to which it bears a close resemblance. In many cases there is neither redness nor heat, nor is the affection often accompanied by constitutional symptoms.

ICHTHYOTOXICUM, from *ἰχθυός*, 'a fish,' and *τοξικόν*, 'a poison.' Fish poison.

ICICA ARACOUCHINI. *Aracouchini* is a balsam, extracted by incision, from this tree in Guyana. The Galibis use it for healing wounds.

ICICA ICICARIBA, see *Amyris elemifera*.

ICTÈRE, *Icterus*—*i. Bleu*, Cyanopathy—*i. des Nouveau-nés*, *Icterus infantum*—*i. Noire*, Melæna.

ICTERICUS, Antiicteric. Also, relating to, or resembling *Icterus*,—*Ictero*'des.

ICTERITIA ALBA, Chlorosis—*i. Flava*, *Icterus*—*i. Rubra*, *Erysipelas*—*i. Rubra*, *Erysipelas*.

ICTERODES, Ictericus.

ICTERUS, *Icterus flavus*, *I. verus*, from *ικτερις*, a species of weasel, whose eyes are yellow(?), *Morbus arcuatus* vel *arquatus*, *Aurigo*, *Aurigo*, *Morbus regius*, *Morbus luteolus*, *Cholelithia icterus*, *Cholelithiaemia*, *Cholelithia*, *Cholo*'sis, *Dermatocholo*'sis, *Suffusio aurigino*'sa seu *fellis* seu *bilis*, *Icteria flava*, *Icterus flavus*, *I. Ictero*'ides, *Cachexia icterica*, *Fellis suffusio*, *Fellis obstructio*, *F. Superfusio*, *Bilious Dyscrasy*, *Jauundice*, *Yellows*, (*F.*) *ictère*, *Jauunisse*, *Bile répandue*. A disease, the principal symptom of which is yellowness of the skin and eyes, with white fæces, and high-coloured urine. It admits of various causes; in fact, any thing which can directly or indirectly obstruct the course of the bile, so that it is taken into the mass of blood and produces the yellowness of surface; the bile being separated by the kidneys, causes yellowness of urine, and its being prevented from reaching the intestine occasions the pale-coloured fæces. The prognosis, in ordinary cases, is favourable;—when complicated with hepatic disease, unfavourable. The treatment is simple:—an emetic or purgative, given occasionally so as to elicit the return of the bile to its ordinary channels; light tonics; unirritating diet; cheerful company, &c.

ICTERUS ALBUS, Chlorosis.

ICTERUS INFANTUM, *I. Neonatorum*, *Pædi*'cterus, *Aurigo neophytorum*, *Yellow gum*, *Yellow gown*, (*F.*) *ictère des nouveau-nés*, is a common affection and frequently dependent upon obstruction of the choledoch duct, by the meconium. It requires time; and castor oil, occasionally.

ICTERUS MELAS, Melæna—*i. Neonatorum*, *I. infantum*—*i. Niger*, Melæna.

ICTODES FÆTIDUS, *Dracontium fætidum*.

ICTUS. 'A stroke or blow;' *Plegé*, *Plaga*.

Ictus solis, a stroke of the sun. See *Coup de soleil*. *Ictus*, also, means the pulsation of an artery, and the sting of a bee or other insect.

ICTUS, Blow—*i. Cordis et arteriarum*, Pulse—*i. Sanguinis*, *Apoplexy*—*i. Solis*, *Coup de soleil*.

IDE'A, *Idea*, *Ido*'lum, *Ideach* (? *Paracelsus*) (*F.*) *Idéé*. The image or representation of an object in the mind; from *ἴδω*, 'I see.'

IDE'A, FIXED OR PREDOMINANT, *Idea fixa*,

Ideopég'ma. Tension of the mind on one notion; often observed in insanity.

IDEA MORBI. Knowledge or idea of a disease.

IDEACH, *Idea*.

IDE'AL, *Idea*'lis. Mental, notional, fancied.

Morbi ideales. Ideal diseases. Diseases of the imagination.

IDÉE, *Idea*.

IDEN'TITY (PERSONAL), *Iden*'titas, from *idem*, 'the same.' *Sameness*. It is sometimes a question in legal medicine to decide upon personal identity: that is, whether an individual be the same he represents himself to be. Physical marks form the great criteria.

IDEOL'OGY, *Ideolog*'ia, from *ἴδω*, 'I see,' and *λογος*, 'a discourse.' The science of ideas. Intellectual philosophy.

IDEOPEGMA, *Idea*, fixed.

IDÉOSYNCHYSIS, Delirium.

IDIOCRA SIS, Idiosyncrasy.

IDIOCTONIA, Suicide.

IDIO-MIASMATA, see *Miasm*.

IDIOPATHI'A, *Idiopathé*'a, *Protopathi*'a, *Pro*'prius affectus, *Morbus idiopathicus* seu *proprius* seu *primarius* seu *protopathicus* seu *originalis*, *Malum primarium*, from *ἴδιος*, 'peculiar, proper,' and *πάθος*, 'an affection.' A primary disease; one not depending on any other.

IDIOPATHIC, *Pro*'prio hab'itu, *Constitutio*'nè *pro*'pria pendens, *Idiopathicus*, *Idiop*'athes. Primary affections and their symptoms are so denominated.

IDIOPTCY, Achromatopsia.

IDIOSYNCRASIA, Idiosyncrasy—*i. Hæmorrhagica*, *Hæmatophilia*—*i. Olfactoria*, *Parosmia*.

IDIOSYNCRASY, *Idio*'crasy, *Idiosyncrasis*, *Idiosyncrasia*, *Idiotrophia*, *Idiocrasis*, *Idiosyncrasis*, from *ἴδιος*, 'peculiar,' *σύν*, 'with,' and *κράσις*, 'temperament.' A peculiarity of constitution, in which one person is affected by an agent, which, in numerous others, would produce no effect. Thus shell-fish, bitter almonds, produce urticaria in some, by virtue of their idiosyncrasies. Others faint at the sight of blood, &c.

ID'IOT, *Idio*'ta, 'foolish, stupid, ignorant.' Now used for one who is fatuous, or who does not possess sufficient intellectual faculties for the social condition, and for preserving himself from danger,—*Homo fatuus*.

IDIOTIA, Idiотism.

ID'IOTISM, *Idiotis*'mus, *Idioti*'a, *Imbecillitas mentis*; *Mo*'ria demens *Anæ*'a, *Mo*'ria, *Moro*'sis, *Fatu*'tias, *Amen*'tias, *Stupiditas*, *Vocor*'dia, *Imbecillitas Inge*'nii, *Idio*'cy, *Idio*'tey, *Fatu*'tity. (*F.*) *Démence innée*, *Idiotisme*. Same etymon. A species of unsound mind, characterized by more or less complete obliteration of the intellectual and moral faculties. It may supervene on mania and melancholia, when it is termed *Demen*'tia, but more commonly it depends upon original conformation. It may, also, be symptomatic of organic disease of the brain, which has come on after birth. Idiотism exists in various degrees. Some idiots are mere automata, exhibiting scarcely any sensibility to external impressions; others are capable of articulating a few words, and possess certain mental emotions to a limited extent. The physiognomy is usually vacant, step an-

steady, and articulation imperfect or broken. The affection is almost always incurable.

IDIOSMISME, Idiostism.

IDIOTROPHIA, Idiosyncrasy.

IDOLUM, Hallucination, Idea.

IDROSIS, Ehidrosis.

IF, *Taxus baccata*.

IFFIDES, Plumbi subcarbonas.

IGDE, Mortar.

IGDIS, Mortar.

IGNA'TIA AMA'RA. The systematic name of the plant which affords *St. Ignatius's Bean*. *Faba Indica*, *Faba Sancti Ignatii*, *Faba febrifuga*, (F.) *Ignatie*, *Fève de Saint Ignace*. The seeds are bitter and poisonous, containing Strychnia; which see.

IGNATIE, *Ignatia amara*.

IGNAVIA, Inertia—i. seu Ignavitas partium genitalium, Impotence.

IGNIS, 'fire.' Hence:

IGNIS ACTUALIS, Cauterium—i. Animalis, Animal heat.

IGNIS CALIDUS. 'A hot fire.' A violent inflammation, about to degenerate into gangrene.

IGNIS COLUMELLE, Erysipelas.

IGNIS FRIGIDUS. 'A cold fire.' Sphacelus.

IGNIS NATURALIS, Animal heat.

IGNIS PERSICUS, Anthrax, Herpes zoster—i. Philosophicus, Phosphorus—i. Potentialis, see Cauterium—i. Sacer, Erysipelas, Herpes zoster—i. Sancti Antonii, Erysipelas.

IGNIS SAPIENTIUM. The ancient name for the heat of horses' dung.

IGNIS SYLVATICUS, *I. sylvestris*, *I. volaticus*, *I. volagrus*, *Strophulus sylvestris*, *S. volaticus*, (F.) *Feu sauvage*, *F. volage*, *Flamboise*. Probably, the *Porri'go larvalis* or *crusta lactea* of infants. Also, a transient redness of the face and neck, sometimes observed in hysterical and chlorotic females.

IGNIS SYLVESTRIS, *I. sylvaticus*.

IGNIS VITALIS, Animal heat.

IGNIS VOLAGRIUS, *I. sylvaticus*—i. Volaticus, *I. sylvaticus*.

IGNIVOROUS, Pyrophagus.

IGNYE, Poples.

IGNYS, Poples.

ILAPHIS, Arctium Jappa.

ILEA, Flanks.

ILECH, *Ylech*, *Ilei'as*, *Ilias'ter*, *Ylia'ter*, *Elias'ter*, *Ilias'trum*, *Ilei'ados*, *Ilei'dos*, *Ilei'adam*, *Ili'adus*. Terms used by Paracelsus to designate the first matter—the beginning of every thing.

ILEIADOS, Ilech.

ILEIADUM, Ilech.

ILEIAS, Ilech.

ILEIDOS, Ilech.

ILEITIS; from *ileum*, 'the intestine, ileum,' and *itis*, a suffix denoting inflammation. Inflammation of the ileum.

ILEO-CHOLOSIS, Diarrhœa, bilious.

ILEO-COLIC, *Ileo-col'icus*. Relating to the ileum and colon—as the ileo-colic valve or valve of Bauhin.

ILEO-COLITIS, Enteritis.

ILEO-DICLIDITE, see Typhus.

ILEO-LUMBAR, *Ileo-lumba'lis*, *Ilio-lumba'ris*. Belonging to the ilium and lumbar region.

ILEO-LUMBAR ARTERY, *Ilio-lumbar artery*, *Hæco-mus'cular*, (Ch.), is given off by the hypogastric, opposite the base of the sacrum. It ascends behind the psoas muscle, and divides

into two branches;—an ascending and a transverse, which give off numerous ramifications to the neighbouring parts.

ILEO-LUMBAR LIGAMENT, *Ilio-lumbar Ligament*, *Ilio-lumbo-vertebral ligament*, *Vertebro-iliac ligament*, is a broad, membraniform, triangular ligament, extending horizontally from the transverse process of the 5th lumbar vertebra to the upper and posterior part of the iliac crest. It unites the vertebral column with the pelvis.

IL'EON, *I'eum*, *Eil'eon*, *I'l'ium*, *Intestini'um circumvolu'tum*, from *εἰσω*, 'to turn,' 'to twist.' Anatomists have given this name to the longest portion of the small intestine, which extends from the jejunum to the cæcum. It was so called, from its forming a considerable number of convolutions.

ILEOPYRA, see Typhus.

ILEOSIS, Ileus.

ILEO-TYPHUS, see Typhus.

ILES, Flanks.

ILEUS, *Eil'eos*, from *εἰσω*, 'I twist or contract.' *Colica Ileus*, *Enterelo'stia*, *Enterelo'sis*, *Colica spasmod'ica*, *Ileus spasmod'icus*, *Chordap'stus*, *Passio Ili'aca*, *Iliac Passion*, *Vol'u'lus*, *Ileo'sis*, *Miser'e'rè mei*, *Convul'sulus*, *Tormentum*, *Interceptio Intestini'orum*, (F.) *Colique de Misericorde*, *C. de Miserere*. A disease, characterized by deep-seated pain of the abdomen, stercoraceous vomiting, and obstinate constipation. It is often occasioned by hernia obstructing the passage of the fæces through a part of the intestinal canal. The term Ileus, has been applied to various affections—to simple nervous colic, intussusception, and to strangulation of the small intestine, &c. Various remedies have been employed;—the majority for the purpose of procuring alvine evacuations,—as purgatives, in draught, pill, or glyster; suppositories, tobacco glysters; pure mercury; leaden bullets; antispasmodics and narcotics; blisters to the epigastrium; ice by the mouth or injected into the rectum. Some of these have, occasionally, succeeded,—especially the tobacco glyster, and ice to the tumour, where the disease has been occasioned by strangulated hernia. It is very dangerous.

ILEUS FLAVUS, Icterus—i. Icteroides, Icterus—i. Inflammatorius, Enteritis.

ILEX AQUIFOLIUM. The systematic name of the *Common Holly*, *Aquifolium*, *Agri-folium*, (F.) *Houx*, *H. commun* ou *Chêne vert*. The leaves of this plant have been recommended as tonic, astringent, and antiseptic, and have been prescribed in atonic gout; intermittents; dyspepsia, &c. *Ilicine*, the active principle, has also been advised. It is obtained by dissolving the alcoholic extract of the leaves of the holly in water, and successively treating it with the subacetate of lead, sulphuric acid, and carbonate of lime. The filtered and evaporated product is then dissolved in alcohol; the mixture filtered and evaporated in shallow vessels.

ILEX CASSINE, *Ilex vomitoria*.

ILEX MAJOR. From the berries of this tree, called by the Spaniards *Bellotas*, a juice may be expressed, which forms a slightly astringent emulsion with water, and has been recommended by some Spanish physicians in humid cough, hæmoptysis, &c.

ILEX MATE, *Ilex paraguensis*.

ILEX OPA'CA, *American Holly*, grows throughout the Atlantic portion of the United States.

It is said to possess the same properties as the European variety.

ILEX PARAGUEN'SIS, *I. Maté*. A native of Paraguay, which affords the celebrated *Mattee*, or *Maté*, drunk in place of the Chinese tea by the people of Paraguay.

ILEX VOMITORIA, *Ilex Cassi'ne*, *Cassi'na*, *Dahoon holly*, *Apalachinè Gallis*, *South-Sea Tea*, *Evergreen Cassi'ne*, *Cassé'na*, *Yaupon*, *Yopon*, (F.) *Thé des Apalaches*, *Houx Apalachine*, *Apalachine*, *Thé de la Mer du Sud*. A tree, indigenous in the southern parts of the United States. The leaves, when dried, are aromatic, stimulant, stomachic, and expectorant, and are used as a tea. When fresh they are emetic and cathartic.

ILIA, Flanks.

ILIAC, *Ili'acus*, from *Ili'a*, 'the flanks.' Relating to, or connected with, the flanks.

ILIAC ARTERIES, *Arté'ria Iliaca*. This term has been given to several arteries. The *Primary Iliacs*, (F.) *A. Iliacæ primitivæ*,—*Pelviculares*, (Ch.) arise from the bifurcation of the aorta, opposite the body of the 4th lumbar vertebra, and descend, in a divergent manner; until, opposite the sacro-iliac symphysis, they divide into two considerable trunks,—the *internal Iliac* or hypogastric (which see) and the *external iliac*—*Portion Iliacæ de la crurale*, (Ch.) This proceeds from the sacro-iliac juncture as far as the crural arch, when it assumes the name *Femoral Artery*. Before passing under the arch it gives off two pretty considerable branches,—the *Epigastric* and the *Circumflexa Ilii*. This last, which is called, also, *anterior Iliac* by some anatomists,—*Circumflexæ de l'Ilium*; (Ch.) leaves the external iliac at the crural arch. It ascends along the outer edge of the iliacus muscle, and divides into two branches,—an *internal* and an *external*.

The *Iliaca Inter'na Minor* vel *Ilio-lumbal'is* is a small artery, which sometimes arises from the hypogastric; at others, from the beginning of the gluteal. It is sent, chiefly, to the psoas and iliacus internus muscles.

ILIAC CREST, *Crista Il'i*, is the upper margin of the ilium. (F.) *Crête Iliacæ*. It is very thick, and curved like the Italic *S*. It affords attachment to the broad muscles of the abdomen.

ILIAC FOSSE are two in number; the *internal*, the depression presented by the ilium on its interior, and at the upper part in which the *Iliacus internus* is lodged;—and the *external*, an excavation on the outer surface of the same bone, occupied by the *Glutæi muscles*.

ILIAC MUSCLE, INTERNAL, *Ili'acus internus Muscle*, *Iliacus*, *Iliaco-trochantérien* (Ch.); *Femur moven'tium sept'imus*, *Iliac muscle*, is situated in the fossa iliaca, and at the anterior and superior part of the thigh. It is broad, radiated, triangular; and is attached, *above*, to the two upper thirds of the fossa iliaca, and to the internal part of the iliac crest:—*below*, it terminates by a tendon, which is common to it and the psoas magnus, and is fixed into the lesser trochanter. When this muscle contracts, it bends the pelvis on the thigh, and conversely. It is also a rotator of the thigh outwards, and prevents the trunk from falling backwards.

ILIAC PASSION, Ileus.

ILIAC REGIONS, *Regio'nes ili'acæ*, *Inan'ia*, are

the sides of the abdomen between the ribs and the hips.

ILIAC SPINES, *Spinous Proc'esses of the Ilium*, are four in number. They are distinguished into *anterior* and *posterior*. Of the *anterior*, one is *superior*. It bounds the crista ilii anteriorly, and affords origin to the sartorius muscle. The other is *inferior*, and receives the tendinous origin of the rectus femoris.

The two *Posterior Iliac Spines* are divided, like the anterior, into *superior* and *inferior*. They afford insertion to strong ligaments, which unite the ilium with the sacrum.

ILIAO-TROCHANTÉRIEN, Iliacus internus.

ILIACUS, *I. internus*—*i. Externus*, *Pyramidalis*.

ILIADUS, Ilech.

ILIASTER, Ilech.

ILIASTRUM, Ilech.

ILINGOS, Vertigo.

ILIO-ABDOMINAL, Obliquus internus abdominis—*i. Aponévrosi-fémoral*, *Fascia lata muscle*—*i. Costal*, *Quadratus lumborum*—*i. Cresti-tibial*, *Sartorius*—*i. Femoral*, *Coxo-femoral*—*i. Ischii-trochantérien*, *Glutæus minimus*—*i. Lombo-costo-abdominal*, *Obliquus internus abdominis*—*i. Lumbalis*, *Ileo-lumbar*, see *Iliac arteries*—*i. Lumbi-costal*, *Quadratus lumborum*—*i. Lumbo-vertebral ligament*, *Ileo-lumbar-ligament*.

ILIO-PECTINEA, belonging to the ilium and to the pecten or pubis.

ILIO-PECTINEAL EMINENCE is so called from being formed by the junction of the ramus of the ilium with that of the pubis. It affords attachment to the psoas minor.

ILIO-PECTINEA LINEA, or *Linea innominata*, is the projecting line or ridge of the ilium and pubis, which forms part of the brim of the pelvis.

ILIO-PRÉTIBIAL, Sartorius.

ILIO-PSOITIS, from *Ilium*, 'the ilion,' *psōas*, 'the loins,' and *itis*, denoting inflammation. Inflammation of the ilium and psoas muscle.

ILIO-PUBO-COSTO-ABDOMINAL, Obliquus externus abdominis—*i. Rotulien*, *Rectus femoris*—*i. Sacral*, *Sacro-iliac*—*i. Sacral articulation*, *Sacro-iliac articulation*—*i. Saero-femoral*, *Glutæus major*.

ILIO-SCROTAL, *Ilio-scrotal'is*. Professor Chaussier calls thus the external twig; furnished by the anterior branch of the first lumbar pair of nerves. It distributes its ramifications to the muscles of the abdomen, and to the integuments of the groin, pubes and scrotum.

ILIO-TROCHANTÉRIEN, *Glutæus medius*—*i. Trochantérien petri*, *Glutæus minimus*.

ILION, *Il'ium*, *Il'eum*, *Hæunch bone*. The largest of the three bones which constitute the os innominatum in the fetus and child. It was probably so called from its seeming to support the intestine ileon; or, perhaps, because its crest is curved upon itself, from *εἰλεω*, 'I twist,' 'I roll.' This portion of the os innominatum is usually so called in the adult. The posterior surface is called *Dorsum*, the internal *Venter*. The upper semicircular edge is the *Crista* or *Spine*: at the anterior part of which is the *anterior and superior spinous process*; and, below, the *anterior and inferior spinous process*. At the back part of the spine are two *spinous*

processes, the posterior and superior, and posterior and inferior. See Iliac.

ILITHYIA, Εἰσιθυία, *Lucina*, *Juno Lucina*. The Goddess who presided over parturient females, with the Greeks and Romans.

ILIUM, Ileum, Ilium.

ILKESTON, MINERAL WATERS OF. Ilkeston is in Derbyshire, England, about eight miles from Nottingham. The water contains carbonates of lime and soda, chloride of calcium, sulphate of magnesia, sulphate of soda, carbonic acid, sulphohydric acid, and a little iron.

ILLACHRYMATIO, Epiphora.

ILLECEBRA, Sedum—i. Major, Sedum telephium.

ILLEGITIMATE, *Illegitimus*, from *in*, 'negation or opposition,' and *legitimus*, 'legitimate;' from *lex, legis*, 'law.' That which is contrary to law: which has not the conditions required by law,—as an illegitimate birth—one out of wedlock.

ILLEGITIMATE OR BASTARD FEVERS are those whose progress is anomalous.

ILLICITUM ANISATUM, *Yellow-flowered Anise, Aniseed Tree, Star Anise, Anisum stellatum, Anisum Sinen'se, Semen Badian, (F.) Anis de la Chine, A. étoilé, Badiane. Fam. Magnoliaceæ. Sz. Syst. Polyandria Polygynia*. The seeds are used like the aniseed. The same tree is supposed to furnish the aromatic bark, called *Cortex Ani'si Stellati, Cortex Lavola*.

Ilicium anisatum is said to furnish much of the so called *Oil of Anise* used in the United States.

ILICUM FLORIDANUM, *Florida Anise Tree, Star Anise, Sweet Laurel*. An evergreen shrub, the bark, leaves, &c., of which, have a spicy odour like anise, and might be used for it.

ILICUM PARVIFLORUM, a shrub of the hilly regions of Georgia and Carolina, has a flavour closely resembling that of saffras root.

ILLINITIO, Inunction.

ILLITIO, Inunction.

ILLITUS, Inunction.

ILLOS, Eye, see Strabismus.

ILLO'SIS, *Ilo'sis*, from *illo*, 'the eye.' Distortion of the eyes. Strabismus.

ILLUSIO SENSUS, Hallucination.

ILLUSION, Hallucination.

ILLUTAMENTUM, see Illutatio.

ILLUTATIO, from *in*, 'upon,' and *lutum*, 'mud.' A word used, by the ancients, for the act of covering any part of the body with mud, —*illutamentum*—with therapeutical views.

ILOSIS, Illosis.

IMAGINATION, *Imaginat'io, Figura'tio, Phanta'sia, Dianô'ma*, from *imago*, 'image.' The faculty of forming in the mind an assemblage of images and combinations of ideas, which are not always in connexion with external objects.

IMBALSAMATION, Embalming.

IMBECILITY, *Imbecillitas, Stupiditas, Hebetudo an'imi*. Weakness, especially of the intellect; incoherency; *Imbecillitas mentis*.

IMBECILLIS, Infirm.

IMBECILLITAS INGENII, Idiotism, Imbecility—i. Mentis, Idiotism, Imbecility—i. Ventriculi, Gasterasthenia.

IMBERBIS, *Imberbus, Ageneios, Apo'gon*. One devoid of beard.

IMBIBITIO, Absorption, Imbibition.

IMBIBIT'ION, *Imbibit'io, Emp'osis, Endomose, Aspiration*, from *imbibere*, (*in*, and *bibere*), 'to drink, to imbibe.' The action, by which a body becomes penetrated by a liquid. See Endomose. Many of the phenomena of absorption are owing to imbibition.

IMBREXNARIUM, Septum narium.

IMMERSUS, Subscapularis muscle.

IMMINENCE, *Imminentia*, from *im*, and *manere*, 'to stay.' Staying over, or upon; impending. Some authors have designated, by this term, the period which precedes the invasion of a disease; and when certain indications foretell its approach.

IMMINENCE MORBIDE, Diathesis, Pre-disposition.

IMMISSIO CATHETERIS, Catheterismus.

IMMISSOR, Catheter.

IMMOBILITAS, Acinesia—i. Pupillæ, Amaurosis.

IMMODERANTIA, Intemperance.

IMMODERATIO, Intemperance.

IMMOVABLE APPARATUS, see Apparatus, immovable.

IMMUTANS, Alterative.

IMPACT'ION, *Impactio*, from *impingere*, (*im*, and *pangere*), 'to strike against.' A fracture of the cranium, ribs, or sternum, with depression of some of the fragments and projection of others externally. See Ecspiesma.

IMPA'TIENS BALSAMINA, *Balsam weed, Touch-me-not*. This probably resembles the other species in its properties.

IMPA'TIENS FULVA and **I. PAL'LIDA**, *Touch-me-not, Jewel weed, Balsam weed, Slippers, Cel'andine, Quick-in-the-hand, Weath'ercocks*. Indigenous plants, having tender, juicy, almost transparent stems, and yellow flowers, which appear in July and August. It is found in low moist ground in every part of the Union. The properties are probably the same as those of

IMPA'TIENS NOLI-ME-TANGERE of Europe, which has an acrid taste, and acts as an emetic, cathartic, and diuretic.

IMPEDIMENTUM, Emphragma.

IMPERATORIA, *I. Ostruthium, Ostruthium, Astran'tia, Magistan'tia, Masterwort*, (old F.) *Austruche*. The roots of this plant were formerly considered *divinum remedium*. They are merely aromatic and bitter, and are not used.

IMPERFORATE, Atretus.

IMPERFORATIO, Imperforation—i. Ani, Atresia ani adnata, Proctatresia—i. Pupillæ, Syneizis—i. Uteri, Metratresia.

IMPERFORATIO, from *im*, 'in,' *per*, 'through,' and *forare*, 'to bore.' *Imperforatio, Atre'sia, Atretis'mus, Cap'etus*. Absence of a natural aperture; as, of the mouth, anus, vulva, nostrils, &c. It is congenital, being dependent upon faulty conformation.

IMPERFORATION DE L'ANUS, Atresia ani adnata.

IMPETIGINOSITAS, Impetigo.

IMPETIGO, from *impeto*, 'I infest.' *Impetiginositas, Dart, Der'bia, Imp'etus, Peti'go, Eepy'sis impeti'go, Phlysis impeti'go, Lepra squammo'sa, Running Scall or Tetter, Crusted Tetter, Pustular or Humid Tetter, Scall, Cow-rap, (F.) Dartre, D. crustacée, D. croûteuse, Lèpre humide, Mélitegre*. A word used in various acceptations. In some writers it is synonymous with itch. In others, it means a variety of herpes. Sauvages employs it as a generic term,

under which he comprises syphilis, scorbustus, rachitis, elepbantiasis, lepra, the itch, tinea, scrofula, &c. It forms, also, a genus in the class *Cachexia* of Cullen. In Bateman, it is the first genus of the 5th order, *Pustulæ*, and is defined—the humid, or running letter; consisting of small pustules, denominated *Psudracia*. It is unaccompanied by fever; not contagious, or communicable by inoculation. He has five species:—the *I. figura'ta*, *I. sparsa*, *I. erysipelato'des*, *I. scab'ida*, and *I. rodens*. See Psoriasis.

IMPETIGO EXCORTICATIVA, Ichthyosis—i. Figurata, Porrigo lupinosa—i. Pellagra, Pellagra—i. Ulcerata, Zerna.

IMPETUM FACIENS, Enormon.

IMPETUS, Impetigo, Paroxysm.

IMPLICATIONES RETICULARES NERVORUM, Plexus nervorum.

IMPLIC'ITI MORBI, *Implicati seu complicati Morbi*. Diseases, which exist in an organ; and produce, concurrently, disorders in other organs.

IMPLUVIUM, Embrocation, see Bath.

IMPOSTHUME, Abscess.

IMPOTENCE, *Acrati'a*, *Impotentia*, *I. generandi*, *Agenesi'a*, *Agenesi'sis*, *Ignavia* seu *Ignavitas partium genitalium*, (F.) *Impuissance*, from *im*, 'priv.,' and *potens*, 'able.' Loss of power over one or more of the members. Commonly, it means want of sexual vigour; incapacity for copulation; and chiefly on the part of the male. *Asty'sia*, *Astyp'hia*, *Asyno'dia*, *Adynamia viri'lis*. It has, also, been used synonymously with sterility. Impotence may be absolute or relative, constitutional or local, direct or indirect, permanent or temporary.

IMPOTENTIA, Adynamia, Impotence—i. Generandi, Impotence.

IMPOVERISHED, *Effe'tus*, *Depauperatus*, (F.) *Appauvri*. 'Having become poor;' originally from (L.) *pauper*, 'poor.' The Humorists applied this epithet to a humour, deprived of a part of its constituents, and particularly to the blood. This fluid was considered to be impoverished when it was pale, without the proper consistence, and abounding in serum. It was, on the contrary, rich, in their opinion, when of a scarlet colour; possessing consistence; when it coagulated promptly, and the quantity of serum, compared with that of the clot, was by no means considerable.

IMPREGNATIO, Fecundation, Pregnancy.

IMPREGNATION, Fecundation.

IMPRES'SION, *Impres'sio* (*in*, and *premere*, *pressum*, 'to press,') *Pros'bolè*, (F.) *Empreinte*. A more or less deep indentation which certain organs seem to make on others. The inequalities observable on the bones, which appear to be made by the superjacent organs.

IMPRES'SIONS DIG'ITAL, *Impres'siones digital'ta cran'ii*, *Fossa digital'es*, are the depressions of various forms, observable at the inner surface of the cranium, which look, at first view, as if they were made with the fingers.

IMPUBER, *Impu'bes*, *Impu'bis*, *Ane'bus*, *Capilla'tus*, from *in*, 'negation,' and *pubertas*, 'puberty.' (F.) *Impu'bère*. One who has not attained the age of puberty.

IMPUBES, Impuber.

IMPUDICUS, see Digitus.

IMPUISSANCE, Impotence.

IMPULSE, DIAS'TOLIC, *Back stroke of the heart*. A jog or stroke which has been termed the 'back stroke,' felt at the end of each pulsation, and which would seem to be owing to the refilling of the ventricles.

IMPULSE OF THE HEART, see Heart.

IMPURITATES ALVINÆ, Fæces.

INANIA, Iliac regions.

INANITIATED, see Inanition.

INANITIA'TION, *Inanitia'tio*, same etymon. The act of being exhausted for want of nourishment. One so exhausted is said to be *inanitiated*.

INANIT'ION, *Inaniti'tio*, *Inan'itas*, from *inannire*, 'to empty;' *cenosis*. Exhaustion for want of nourishment. To die from inanition is to die from exhaustion.

INAPPETENTIA, Anorexia, Dysorexia.

INARTICULATIO, Enarthrosis.

INAURA'TION, *Inaurat'io*, from *in*, and *aurum*, 'gold.' The gilding of pills or boluses.

INCANTAMENTUM, Charm.

INCANTA'TION, *Incantat'io*, *Incantamentum*, *Ep'odè*, from *in*, and *cantare*, 'to sing,'—for example, a magical song. A mode of curing diseases by charms, &c., defended by Paracelsus, Van Helmont, and others.

INCARCERA'TIO, *Chatonnement*, Incarceration—i. *Intestinorum interna*, Enteremphrazis—i. *Intestinorum*, Enteropistole.

INCARCERA'TION, *Incarcerat'io*, from *in*, 'in,' and *carcer*, 'prison.' A hernia is said to be *incarcerated*, *Hernia incarcerata*, when, owing to constriction about the neck of the hernial sac or elsewhere, it cannot be reduced with facility. Incarceration is sometimes used in the same sense as strangulation.

INCAR'NANS, *Incarnativus*, *Sarco'ticus*, *Stal'ticus*, *Plero'ticus*, *Anaplero'ticus*, from *in*, and *caro*, *carnis*, 'flesh.' Medicines which were fancied to promote the regeneration of the flesh. Certain bandages and sutures have, also, been so called.

INCARNATIO, Incarnation—i. Unguam, Onychogryphosis.

INCARNATION, *Incarnat'io*, same etymon. Growth of flesh or granulations.

INCARNATUS, Carneous.

INCEN'DIUM, from *incendere*, (*in*, and *cadere*,) 'to burn.' *Pyroc'ea*, *πυρκαϊα*, *Cypusis*, *Phlog'o'sis*. A burning fever or any burning heat.—*Incendivum febrilè*, *Incens'io*.—Willis. Inflammation, Phlegmon.

INCENDIUM SPONTANEUM, Combustion, human.

INCENSIO, Incendium.

INCENTIVUM, Stimulant.

INCERA'TION, *Incerat'io*, *Encero'sis*, from *cera*, 'wax.' The act of incorporating wax with some other body; or, rather, that operation whose object is to communicate to a dry substance the consistence of wax.

INCERNIC'ULUM, from *incernere*, (*in* and *cernere*,) 'to sift.' A strainer or sieve.

INCESSIO, Bath, half, Semicupium.

INCESSUS, Walking.

INCIDEN'TIA, from *incidere*, (*in*, and *cadere*,) 'to cut.' (F.) *Incisifs*. This name was formerly given to medicines to which was attributed the property of cutting thick or coagulated humours. The fixed alkalies, hydrosulphurets of alkalies, sulphurous water, &c., were considered to belong to this class.

INCISIFS, Incidentia.

INCISIO, Cut, Incision—i. Simplex, Haplotomia.

INCISION, *Incis'io, En'copè, Incis'u'ra, Incis'us, Tomè, (F.) Taillade.* A methodical division of soft parts with a cutting instrument.

INCISIVE, *Incis'ivus, Inciso'rius, Fossa incis'iva, F. myrtifor'mis,* is a depression in the superior maxillary bone, above the incisor teeth.

INCISIVE BONE, Intermaxillary bone—i. Canal, see Palatine canals.

INCISIVE TEETH, *Incisor Teeth, Dent'es incis'o'res, tom'ici, ctenes, dichasteres, gelasi'ni, primo'res, raso'rii.* The teeth which occupy the anterior part of the upper and lower jaws are so called, because they are used for cutting the food in the manner of cutting instruments.

INCISIVUS, MUSCULUS, Levator labii superioris proprius—i. Inferior, Levator labii inferioris—i. Lateralis et pyramidalis, Levator labii superioris alæque nasi—i. Medius, Depressor alæ nasi.

INCISOR TEETH, Incisive teeth.

INCISO'RIMUM, *Tom'ion.* An operating table. A scalpel.

INCISORIUS, Incisive.

INCISURA, *Échançure, Incision—i. Crucialis, Crucial Incision—i. Ischiadica Major, Sciatic notch, greater—i. Ischiadica Minor, Sciatic notch, lesser—i. Lienalis, Hilus lienalis—i. Renalis, Hilus renalis—i. Scapularis, Notch, scapular.*

INCISURA TRAG'ICA, *Notch of the Concha.* A wide deep and rounded notch, which separates the tragus from the antitragus.

INCISURES DE SANTORINI, Santorini, fissures of.

INCISUS, Incision.

INCITABILITY, Irritability.

INCITAMENTUM, Stimulus.

INCITANS, Stimulant.

INCITATIO, Stimulation.

INCLAVATIO, Gomphosis, see Wedged.

INCLINATIO, Decline—i. Cæli, Climate.

INCLUSION, MONSTROSITY BY, *Emboîtement.*

INCLUSUS, Wedged.

INCOCTUS, see Crudity.

INCOHERENCE, *Incohe'rency, (F.) Anacoluthis, Révasserie;* from *in,* negative, *co,* *con, cum,* 'with,' and *hærens,* 'to stick.' Want of dependence of one part on another. The condition of the mental manifestations in dementia, &c.

INCOMPATIBLE, from *in,* 'negation,' and *competere,* 'to agree.' A substance, which cannot be prescribed with another, without interfering with its chemical composition or medicinal activity.

INCONTINENTIA, from *in,* 'negation,' and *contineo,* 'I contain,' *Anapsi'chesis.* 'Incontinence.' 'Inability to retain the natural evacuation.' Abuse of the pleasures of love.

INCONTINENTIA ALVI, Diarrhœa—i. Urinæ, Emuresis, Scoracrasis.

INCORPORATION, *Incorpora'tio, Corpora'tio, Ensomato'sis, Metensomato'sis,* from *in,* and *corpus,* 'a body.' An operation, by which medicines are mixed with soft or liquid bodies, in order to give them a certain consistence. Also, the thorough admixture of various substances.

INCRASSANTIA, *Incrassati'va, Inviscant'ia, Spissan'tia, Epyc'tica, Condensan'tia, Pa-*

chyn'tica, Pycno'tica, Pycniemas'tica, from *in,* and *crassus,* 'thick.' Medicines which were formerly believed to possess the power of thickening the humours, when too thin. All mucilaginous substances were so regarded.

INCRASSATIVA, Incrassantia.

INCREASE, *Incrementum, Auxis, Auæ'sis,* from *in,* and *crecere,* 'to grow.' (F.) *Accroissement.* Augmentation of the size or weight of a body, by the application of new molecules around those which already exist.

INCREMENTUM, Augmentation, Increase.

INCRUSTATIO, Decussation.

INCRUSTATION, *Incrusta'tio,* from *in,* and *crusta,* 'a crust;' *Com'asis.* The act of forming a crust on the surface of a body, as well as the crust itself. Also, the calcareous deposits or cartilaginous plates, which sometimes form in organs.

INCUBATION, *Incuba'tio, Incubi'tio, Incu'bitus,* from *incubare, (in,* and *cubare,)* 'to lie upon.' This word, which is used in natural history for the sitting of birds upon their eggs, is employed, figuratively, in medicine, for the period that elapses between the introduction of a morbid principle into the animal economy and the invasion of the disease.

INCUBITIO, Incubation.

INCUBITUS, Incubation.

INCUBO, Incubus.

INCUBUS. Same etymon. *In'cubo, Epial'tes, Epial'tes nocturnus, Epial'tes, Epilep'sia nocturna, Asthma nocturnum, Prigal'ion, Suc'cubus, Oneirodyn'ia gravans, Erethis'mus oneirodyn'ia, Noctur'na oppres'sio, Epib'olè, Babuzic'rius, Nightmare, (F.) Coche'thar, Cauchevieille, Cochemar, Oneirodynie grave'tive.* Same etymon. A sensation of a distressing weight at the epigastrium during sleep, and of impossibility of motion, speech or respiration; the patient at length awaking in terror, after extreme anxiety. The nightmare is often the effect of difficult digestion or of an uneasy position of the body. At other times, it occurs in consequence of severe emotions. The sensation of suffocation was formerly ascribed to the person's being possessed, and the male spirits were called *incubæ*—the female *succubæ.* The disease requires no particular treatment. The causes must be avoided.

INCUBUS VIGILANTIUM, *Epial'tes vigilan'tium, E. hypochondri'aca, Daymare.* This is produced during wakefulness; the sense of pressure being severe and extending over the abdomen; respiration frequent, laborious, and constricted; eyes fixed; sighing, deep and violent; intellect undisturbed.

INCUNABULA, Swathing clothes.

INCUNEATIO, see Wedged.

INCURABLE, *Incurabilis, Insanabilis, Anal'thes, Anaces'tos, Atherapeu'tus,* from *in,* negative, and *curo,* cure. That which is not susceptible of cure;—applied to both patients and diseases.

INCURIA, Acedia.

INCURSUS ARTERIARUM, Pulse.

INCURVATIO, Gryposis.

INCUS, (*in,* and *cudo,* 'I hammer,') 'an anvil.' *Acmon, Os incu'di sim'ile, Ossic'ulum Incu'di seu mola'ri denti compara'tum, (F.) Enclume.* One of the small bones of the ear, so called from its fancied resemblance to a smith's anvil. It is situate in the cavity of the

tympānum, between the malleus and orbicularē. Its body is articulated with the malleus; its *horizontal ramus*, which is the shortest, corresponds with the entrance of the mastoid cells; and its *vertical ramus* is articulated with the os orbicularē. The incus is composed of a compact tissue, and is developed from a single point of ossification.

INDEX, *Dig'itus index seu secundus seu saluator'ius, Demonstrator, Indicator, Indicatio'rius, Lich'anos, Deict'icos*, from *indicare*, 'to point out.' The forefinger, index finger. See Digitus.

INDIAN ARROW WOOD, see Eunonymus —i. Paint, *Hydrastis Canadensis* —i. Physic, *Gillenia trifoliata* —i. Physic, small-flowered, *Gillenia stipulacea*.

INDIA'NA, MINERAL WATERS OF. A medicinal spring, near Jeffersonville, is much frequented. Its waters are strongly impregnated with sulphur and iron.

INDICANT, *Indicans, Endeict'icos*, (F.) *Indicatif*. Same etymon as *index*. Any thing which, in the course of a disease or in what precedes or accompanies it, concurs in pointing out the means to be used for its cure.

INDICATIF, *Indicant*.

INDICATING DAYS, *Dies Indices, D. Indicato'rii seu Indican'tes, D. contemplan'tes*, (F.) *Jours indicateurs*. Hippocrates and others have thus called the middle day of the septenary; because they imagined, that indications were sometimes given then of the crisis which would occur in the last day of the septenary.

INDICATION, *Indicatio, Accusatio, Delatio, Endeiz'is, Endeaz'is, Boethemat'icum Semel'on*. The object proposed in the employment of any means which are had recourse to for the cure of disease. It may also be defined —the manifestation afforded by the disease itself of what is proper to be done for its removal.

INDICATOR, *Extensor proprius indicis*, see Digitus, and Index.

INDICUM, Indigo.

INDICUS COLOR, Indigo.

INDIGENCE, Want.

INDIG'ENOUS, *Indig'ena*. Whatever is native in a country, in opposition to *exotic*; as an *indigenous remedy, indigenous disease*, &c.

INDIGESTION, *Dyspepsia* —i. Alkaline, see *Dyspepsia* —i. Neutral, see *Dyspepsia*.

INDIGITATIO, *Intussusceptio*.

INDIGNABUNDUS, *Rectus externus oculi*.

INDIGNATORIUS, *Rectus externus oculi*.

INDIGO, *Indigum, Indicum, Indicus color, Pigmentum Indicum*. A dye-stuff, in small solid masses, of a deep azure blue colour, and devoid of smell and taste. It is obtained, by a fermentative process, from *Indigofera anil, I. argentea*, and *I. tinctoria*, and is sometimes used by the apothecary for colouring certain preparations. It has likewise been administered internally, of late, in spasmodic diseases, especially in epilepsy. The dose may be at first grains, but it may be elevated to drachms.

INDIGO, *FAUX, Galega officinalis* —i. Weed, *Sophora tinctoria* —i. Wild, *Sophora tinctoria* —i. Yellow, *Sophora tinctoria*.

INDIGOFERA, *Sophora tinctoria* —i. Anil, see Indigo —i. Argentea, see Indigo —i. Tinctoria, see Indigo.

INDIGUM, Indigo.

INDISPOSIT'ION, *Mala disposit'io, Dysphoria*, (F.) *Malaise*. A slight functional disturbance, which may scarcely bear the name of disease. A feeling of sickness—*sensus agri-tudinis*.

INDOLENT, *Indolens*; from *in*, privative, and *dolere*, 'to be in pain.' Exhibiting little or no pain. An epithet particularly applied to certain tumours.

INDOLENTIA, Anodynia.

INDOLES. A natural disposition or character.

INDOLES AN'IMI. The natural disposition or character of mind.

INDOLES MORBI. The nature or character of a disease.

INDOSYNCLONUS, *Beriberi*.

INDUC'TIO, *Apago'gē*; from *inducere*, (*in*, and *ducere*, 'to lead.') A word used especially for the action of extending a plaster upon linen.

INDUCULA, Waiscoat, strait.

INDUMENTUM CORDIS, *Pericardium* —i. Nervorum, *Neurilema*.

INDU'RANS, (*in* and *durus*;) *Sclerot'icus, Sclerun'ticus, Scleryn'ticus*. A medicine which hardens the parts to which it is applied.

INDURATIO, *Induration* —i. *Intestinorum, Enteropathia cancerosa* —i. *Maligna, Scirrhus* —i. *Renum, Nephroscleria* —i. *Tela cellulose neonatorum*, see *Induration* —i. *Ventriculi scirrhosa, Gastroscirrhus*.

INDURA'TION, *Induratio, Sclerys'ma, Sclerys'mus, Callositas, Indurescentia, Poro'ma, Poro'sis*, (F.) *Endurcissement*. The hardness which supervenes, occasionally, in an inflamed part. It is one of the terminations of inflammation, and is owing to a change in the nutrition of the part.

INDURATION OF THE CELLULAR TISSUE, *Induratio seu Oppilatio tela cellulose neonatorum, Ethmyphytylo'sis, Compact Ede'ma of Infants, Cat'ochus Infantum, Induratio cellulosa, Sclere'ma, Sclere'ma, Sclero'ma, Scleroder'ma, Cutis tensa chron'ica, Dermatoperisclero'sis, Dermatoperisclerysmus, Ethmyphytylosis, Habonii'tis, Phlegmasia cellularis, Scirrhosar'ca neonatorum, Scler'asis neonatorum, Sclero'sis, Stipa'tio tela cellulosa Infantum, Skinbound Disease*, (F.) *Endurcissement du tissu cellulaire; Œdème du tissu cellulaire des nouveau-nés, Asphyxie lente des nouveau-nés*, is a disease which attacks infants a few days after birth, and which Chaussier proposed to call *Sclèrème*; from *σκληρος*, 'hard.'

The Induration of the cellular tissue of the adult, *Sclerosteno'sis cutanea*, has been regarded as the result of inflammation of the corium, *Chorion'tis*.

INDURATION OF THE BRAIN, *Sclerencephalia* —i. *Grise*, see *Hepaticization*.

INDURESCENTIA, *Induration*.

INDU'SIUM, *Chitonis'cos*. Strictly, 'a shirt,' 'a small tunic;' but some have so called the amnion.

INEDIA, *Fasting*.

INERTIA, from *in*, 'privative,' and *ars, artis*, 'art,' (?) *Ignavia, Ener'vitas*. Sluggishness, inactivity.

INERTIA OF THE WOMB, (F.) *Inertia de la matrice*. The diminution and even total cessation of the contractions of the uterus during labour; as well as the species of langour into

which it sometimes falls after the expulsion of the fœtus.

INERTIE DE LA MATRICE, Inertia of the womb.

INESIS, Cenosis.

INETHMOS, Cenosis.

INFANCY, *Infantia*, from *in*, 'negation,' and *fans*, from *fari*, 'to speak.' Early childhood. Childhood; *Nepiotes*, *Paidia*, (F.) *Enfance*. It generally includes the age from birth till the seventh year. See Age.

INFANS, *Paidion*, *Nepion*, (F.) *Enfant*. An infant; a child; one in infancy.

INFANS REGENS NATUS, *Nouveau-né*.

INFANTIA, Infancy.

INFANTICIDE, *Infanticidium*, *Tecnozon'ia*, from *infans*, 'a child,' and *cadere*, 'to kill.' The murder of a child newly born, or on the point of being born. It may be perpetrated by the mother, or by some other person, — either by *commission*, that is, in consequence of a direct, voluntary act; — or by *omission* of those cares which are necessary for the preservation of the new-born.

INFARCTUS, *Emphraxis* — i. *Intestinorum*, *Enteremphraxis* — i. *Lactei extremitatum*, *Phlegmatia dolens* — i. *Lienis*, *Splenoncus* — i. *Uteri*, *Metremphraxis*.

INFECTION, see Contagion.

INFECUNDITY, Sterility.

INFECUNDUS, Sterile.

INFERNAL, *Infernus*; 'relating to hell.' A name applied to caustic — *Lapis Infernalis* — on account of its strong, burning properties.

INFIBULATIO, *Fibulatio*, *Infibulation*, *Anteriorismus*; from *fibula*, 'a clasp.' (F.) *Bouclément*. An operation, formerly practised, which consisted in passing a ring through the prepuce, after having drawn it over the glans; — in order to prevent coition. The ancients employed infibulation with their gladiators, to preserve all their strength by depriving them of venery. In the women, to preserve their chastity, the ring was passed through the labia majora.

INFILTRATION, *Infiltratio*, from *filtrare*, 'to filter.' Effusion. The accumulation of a fluid in the areolæ of any texture, and particularly of the cellular membrane. The fluid effused is ordinarily serous; — sometimes blood or pus, fœces or urine. When infiltration of serum is general, it constitutes *anasarca*; when local, *œdema*.

INFILTRATION PURULENTE, see Hepatization.

INFIRM, *Infirmus*, *Imbecillus*, *Debilis*, *Asthenes*, from *in*, negative, and *firmus*, 'firm.' Not firm or sound; weak; feeble.

INFIRMARIUM, Hospital.

INFIRMARY, Hospital.

INFIRMATORIUM, Hospital.

INFIRMIER (F.), from *infirmus*, (*in*, negative, and *firmus*.) *Infirmarius*, *Nosocomus*, *Curator infirmorum*. One employed in an hospital or infirmary to take care of the sick.

INFIRMITY, *Infirmitas*, *Asthenia*, *Arthostia*, *Invaletudo*. Any disease which has become habitual, either owing to its chronic character, or its numerous relapses.

INFLAMED, *Inflammat'us*, (F.) *Enflammé*, *phlogosé*, according to some. Same etymon as inflammation. Affected with inflammation.

INFLAMMABLE AIR, Hydrogen, carburetted.

INFLAMMATIO, Inflammation, Phlegmon — i. *Abdominalis*, *Encelosis* — i. *Articuli Maxillæ Inferioris*, *Hyposyagonearthrit'is* — i. *Auris*, *Otitis* — i. *Bronchiorum*, *Bronchitis* — i. *Cæci*, *Typhlo-enteritis* — i. *Capsulæ lentis*, *Phacohyeminitis* — i. *Cerebelli*, *Cerebellitis* — i. *Clitoridis*, *Nymphitis* — i. *Conjunctivæ*, see *Ophthalmia* — i. *Cornææ*, *Ceratitis* — i. *Coxæ*, *Osphyitis* — i. *Cystidis fellææ*, *Cholecystitis* — i. *Epiglottidis*, *Epiglottitis* — i. *Erysipelatosa*, *Erysipelatosus inflammation* — i. *Faucium*, *Cynanche*, *Isthmitis* — i. *Gastritis*, *Gastritis* — i. *Genææ*, *Gnathitis* — i. *Genarum*, *Melitis* — i. *Gingivæ*, *Ullitis* — i. *Glandularum lymphaticarum*, *Hydradenitis* — i. *Glandularum lymphaticarum*, *Lymphadenitis* — i. *Glandularum sublingualium*, *Hy poglossiadenitis* — i. *Gulæ*, *Œsophagitis* — i. *Hepatis*, *Hepatitis* — i. *Hepatis lenta*, *Hepatitis (chronic)* — i. *Internæ*, *Empresma* — i. *Intestinorum*, *Enteritis* — i. *Iridis*, *Iritis* — i. *Jecoris*, *Hepatitis* — i. *Laryngis*, *Laryngitis* — i. *Lienis*, *Splenitis* — i. *Ligamentorum*, *Syndesmitis* — i. *Lingvæ*, *Glossitis* — i. *Mediastini*, *Mesodmitis* — i. *Medullæ Spinalis*, *Myelitis* — i. *Musculi psoas*, *Psoitis* — i. *Musculorum*, *Myositis* — i. *Musculorum abdominalium*, *Myocœlitis* — i. *Nervorum*, *Neuritis* — i. *Oculorum*, *Ophthalmia* — i. *Œsophagi*, *Œsophagitis* — i. *Omenti*, *Epiploitis* — i. *Ossis*, *Ostalgitis* — i. *Ovarii*, *Oaritis* — i. *Palati*, *Hyperoitis* — i. *Pancreatis*, *Pancreatitis* — i. *Parenchymatica*, *Parenchymatitis* — i. *Parotidum*, *Parotitis*, *Cynanche parotidææ* — i. *Pectoris acuta*, *Pneumonia* — i. *Peracuta*, *Hyperphlogosis*, *Hyperphlegmasia* — i. *Pericardii*, *Pericarditis* — i. *Periosteï*, *Periostitis* — i. *Periosteï orbitæ*, *Periorbitis* — i. *Peritonæi*, *Peritonitis* — i. *Pharyngis*, *Cynanche pharyngææ* — i. *Phrenitis*, *Phrenitis* — i. *Pleuræ*, *Pleuritis* — i. *Pneumonia*, *Pneumonia* — i. *Pulmonum*, *Pneumonia* — i. *Renum*, *Nephritis* — i. *Renum sententiariorum*, *Paranephritis* — i. *Rétinæ*, *Dietyitis*, *Retinitis* — i. *Scleroticæ*, *Sclerotitis* — i. *Scroti*, *Oschitis* — i. *Septi transversi*, *Diaphragmitis* — i. *Sinuum frontalem*, *Metopantiritis* — i. *Stomachi*, *Gastritis* — i. *Superficiæ internæ cordis*, *Endocarditis* — i. *Tellæ cellulosæ*, *Ethmyphytis* — i. *Tellæ fibrosæ*, *Inohymenitis* — i. *Testium*, *Hernia humoralis* — i. *Tonsillarum*, *Cynanche tonsillar'is* — i. *Tunicæ hyaloideæ*, *Hyalitis* — i. *Tympani*, *Tympanitis* — i. *Urethræ*, *Gonorrhæææ* — i. *Uteri*, *Metritis* — i. *Uteri catarrhalis*, see *Metritis* — i. *Uteri et Peritonæi*, *Metropertonitis* — i. *Uvulæ*, *Uvulitis* — i. *Vasorum*, *Angeit'is* — i. *Vasorum lymphaticorum*, *Angeioleucitis* — i. *Ventriculi*, *Gastritis* — i. *Ventriculi et intestinorum*, *Gastro-enteritis* — i. *Vesicæ*, *Cystitis* — i. *Vesicæ fellææ*, *Cholecystitis*.

INFLAMMATION, *Inflammat'io*, from *in*, 'within,' and *flamma*, 'flame,' 'fire,' *Phlegmon'is*, *Phlogos'is*, *Ecephlogos'is*; *Epiphlog'is*, *Er'p'is*, *Phlegmas'ia*, *Causom'ia*, *Em'ras'ma*, *Phlog'ia*, *Hyperendosmuse* (Dutrochet.) *Iuc'ed'ium*, *Hyperhæmatosis*, *H'per'via art'ia* *Phlebot'ero'sis ephratic'a*, *Angi'te*, is so called in consequence of the acute or burning pain, felt in a part affected with it. An irritation in a part of the body is occasioned by some stimulus; — owing to which the blood flows into the capillary vessels in greater abundance than natural, and those vessels become over-dilated and enfeebled; whence result pain, redness, heat, ten-

sion, and swelling; symptoms which appear in greater or less severity, according to the structure, vital properties, and functions of the part affected, and its connexion with other parts, as well as according to the constitution of the individual. The inflammations of the cellular and serous membranes greatly agree;—and those of the mucus and skin; the former being more active, and constituting the *phlegmonous* variety;—the latter, the *erythematic* or *erysipelatos*. Inflammation may end by resolution, suppuration, gangrene, adhesion, effusion, or induration. Each of the inflammations of internal organs has received a name according to the organ affected;—as, *gastritis*, *cephalitis*, *enteritis*, *hepatitis*, &c. Besides the above inflammations, there is considered to be an instinctive kind established for the union of parts which have been divided, whether the union takes place *immediately*, or by the aid of an intermediate body. This is the *adhesive inflammation*. See Adhesion, Callus, Cicatrix. Broussais considered that the term *inflammation* should include every local exaltation of the organic movements which is sufficiently great to disturb the harmony of the functions, and disorganize the texture in which it is situated. He farther extended the name *inflammation* to irritations which do not induce disorganization of the textures, and which had been previously, and are still, called *fevers*.

Examination of the blood drawn always exhibits an increase of the fibrinous element—the average proportion of which, in healthy blood, is about 3 in the thousand. In inflammation, it at times rises as high as 10. In fevers unaccompanied with inflammation, the proportion is natural, or below the average; but whenever inflammation supervenes, it immediately rises.

External inflammation is easily detected by the characters already mentioned—*internal*, by disturbance of function and pain upon pressure; but the last sign is often not available. Both forms require the removal of all irritation, and the reduction of vascular excitement and nervous irritability; hence, blood-letting—local and general—sedatives, refrigerants, and counter-irritants become valuable remedies in almost all cases of inflammation.

INFLAMMATION DES AMYGDALES, Cynanche tonsillaris—*i. des Artères*, Arteritis—*i. of the Bladder*, Cystitis—*i. de la Bouche*, Stomatitis—*i. des Bronches*, Bronchitis—*i. du Cæcum*, Typhlo-enteritis—*i. of the Cæcum*, Typhlo-enteritis—*i. du Cerveau et du Cervelet*, Phrenitis—*i. du Cœur*, Carditis—*i. du Colon*, Colitis—*i. de la Conjonctive*, see Ophthalmia—*i. of the Diaphragm*, Diaphragmitis—*i. Diptheritic*, Diptheritis—*i. of the Ear*, Otitis—*i. de l'Épiglotte*, Epiglottitis—*i. de l'Estomac*, Gastritis—*i. of the Eye*, Ophthalmia—*i. du Foie*, Hepatitis—*i. des Gencives*, Ulitis—*i. General*, Synocha—*i. of the Internal Membrane of the Heart*, Endocarditis—*i. Internal*, Empresma—*i. des Intestins*, Enteritis—*i. of the Iris*, Iritis—*i. of the Kidney*, Nephritis—*i. de la Langue*, Glossitis—*i. of the Larynx*, Laryngitis—*i. of the Liver*, Hepatitis—*i. de la Luette*, Uvulitis—*i. of the Lungs*, Pneumonia—*i. of the Malpighian Bodies*, Kidney, Bright's disease of the—*i. des Mamelles*, Mastitis—*i. de la Matrice*, Metritis—*i. de la Membrane alvéolo-dentaire*, Periodontitis—*i. de la Membrane séreuse*

céphalo-rachidienne, Meningitis—*i. of the Mesentery*, Mesenteritis—*i. de la Moëlle épinière* ou *rachidienne*, Myelitis—*i. of the Mouth*, pseudo-membranous, Stomatitis, pseudo-membranous—*i. of the Mouth*, pultaceous, Aphthæ—*i. des Muscles*, Myositis—*i. des Nerfs*, Neuritis—*i. de l'Œil*, Ophthalmia—*i. de l'Oreille*, Otitis—*i. de l'Ovaire*, Oaritis—*i. du Palais*, Hyperoitis—*i. du Parenchyme pulmonaire*, Pneumonia—*i. de la Parotide*, Cynanche parotidæa—*i. Pellicular*, Diptheritis—*i. du Péricarde*, Pericarditis—*i. of the Pericardium*, Pericarditis—*i. du Péritoine*, Peritonitis—*i. of the Peritonæum*, Peritonitis—*i. of the Pleura*, Pleuritis—*i. de la Plèvre*, Pleuritis—*i. des Poumons*, Pneumonia—*i. du Muscle psoas*, Psotitis—*i. de la Rate*, Splenitis—*i. des Reins*, Nephritis—*i. Spongoid*, Hæmatodes Fungus, see also Encephaloid—*i. of the Stomach*, Gastritis—*i. de la Testicule*, Hernia humoralis—*i. of the Testicle*, Hernia humoralis—*i. des Tissus blancs*, Angeiolecitis—*i. of the Tongue*, Glossitis—*i. des Vaisseaux Lymphatiques*, Angeiolecitis—*i. des Veines*, Phlebitis—*i. de la Vésicule du Fiel*, Cholecystitis—*i. de la Vessie*, Cystitis—*i. of the Womb*, Metritis.

INFLAMMATIUNCULA, *Subinflammatio*. A superficial and often insignificant inflammation of the skin, as in many cutaneous affections.

INFLAMMATORY, *Inflammatorius*; *Phlog'icus*, *Phlog'os*, *Phlogis'ticus*, belonging to inflammation;—as, *inflammatory tumour*, *inflammatory fever*, &c. The blood is said to be *inflammatory* when cupped or buffy.

INFLATIO, Emphysema, Puffiness, Colica flatulenta—*i. Parotidum*, Cynanche parotidæa—*i. Uteri*, Physometra.

INFLEXIO, Campsis.

INFLUENCE, Influenza.

INFLUENTIA, Influenza.

INFLUENZA. The Italian for 'Influence.' *Influenza Europa'a*, *Influentia*, *Catar'rus epidem'icus*, *Febris catarrhalis epidem'ica*, *Catar'rus à contagio*, *Rheuma epidem'icum*, *Morbus Vervecin'us*, *M. Catarrhalis*, *Syn'ochus catarrhalis*, *Defluxio catarrhalis*, *M. Arietis*, *Cephalalgia contagiosa* (epidemics of the 16th and 17th centuries:) (F.) *Tac*, *Ladendo*, *Quinte*, *Florion*, *Coqueluche*, *Baraquette*, *Générale*, *Grippe*, *Follette*, *Grenade*, *Coquette*, *Cocote*, *Petite Poste*, *Petit Courier*, *Allure*, *Fièvre catarrhale épidémique*, *Influence*, *Epidemic catarrh*. A severe form of catarrh occurring epidemically, and generally affecting a number of persons in a community. See *Catarrh*, epidemic. Gluge, from his investigations, considers, that the following is the chronological order of the return of the influenza:—14th century, 1323, 1326—15th century, 1410, 1411, 1414—16th century, 1510, 1557, 1562, 1574, 1580, and 1593—17th century, 1658, 1669, 1675, 1693—18th century, 1708, 1712, 1729, 1732, 1733, 1742, 1743, 1761, 1762, and 1775—19th century, 1800, 1803, 1831, and 1833. To these may be added 1837, and 1843.

INFLUENZA EUROPAEA, Influenza.

INFORMITAS, Deformation.

INFORTUNIUM, Contraffissura.

INFRA-ATLOIDÆUS, Sub-atloidæus.

INFRA-AOXOIDÆUS, Sub-axoidæus.

INFRA-COSTALES, see Intercostal muscles.

INFRA-MAXILLARIS, Sub-maxillary.
 INFRA-ORBITAR, Sub-orbital.
 INFRAPUBIAN LIGAMENT, Triangular ligament.

INFRA-SCAPULARIS, Subscapularis.
 INFRA-SPINALIS, Infra-spinatus.
 INFRA-SPINATUS, *Infraspinatus*, from *infra*, 'beneath,' and *spina*, 'a spine.' Situate beneath the spine of the scapula;—*Infra Spinalis*.

INFRA-SPINATA FOSSA, (F.) *Fosse sous-épineuse*. A large excavation on the posterior surface of the scapula, beneath its spine. It is filled by the

INFRA-SPINATUS *Muscle*, *Grand Scapulo-trochitérien*, *Superscapularis inferior* (Ch.), (F.) *Sous-épineux*, which is broad, flat, and triangular. It is attached, by its base, to the three inner quarters of the fossa; and is inserted, by a long tendon, into the middle part of the great tuberosity of the os humeri, (*Trochiter*). It turns the arm outwards, and, when the arm is elevated, carries it backwards.

INFRINGENS, Corrigent.

INFUNDIBULUM, (*in* and *fundere*, 'to pour out.')

A Latin word signifying a *Funnel*:—*Choa'né*, *Chonos*, (F.) *Entonnoir*. A name, given to many parts which, more or less, resemble a funnel. It is particularly appropriated to the following organs:—

INFUNDIBULUM OF THE BRAIN, *Infundibulum* seu *Pelvis* seu *Choa'na* seu *Cyathus* seu *Scyphus* seu *Concha* seu *Lacu'na* seu *Embololum* seu *Aquæductus* seu *Labrum* seu *Conca'ritas conchula'ris* seu *Processus orbicularis Cerebri*, (F.) *Entonnoir du ventricule moyen du cerveau*, *Tige Pituitaire*, *Tige sus-sphénoïdale*. A depression in the inferior paries of the middle ventricle, above the pituitary gland. It was, anciently, regarded as a canal by which the fluid collected in the ventricles of the brain was evacuated, and poured into the nasal fossæ.

INFUNDIBULUM CEREBRI, I. of the Brain.

INFUNDIBULUM OF THE COCHLEA, I. *Cochleæ*, *Scyphus Viuesseii*, *S. auditivus*, *Cucullus*, *Carac'lis* *Scala'rum communis*. This, with the modiolus, forms the nucleus around which the gyri of the cochlea pass. It is an imperfect funnel, the apex of which is common with that of the modiolus; and the base is covered with the apex of the cochlea, termed *Cu'pola*.

In *Surgery*, infundibula are used to direct steam or vapours; to conduct the actual cautery to certain morbid parts, &c.

INFUNDIBULUM OF THE ETHMOID BONE, OF THE NASAL FOSSÆ. One of the anterior cells of that bone, which is broad and expanded above, and narrow below; opening, above, into the frontal sinus; below, into the anterior part of the middle meatus of the nasal fossæ.

INFUNDIBULUM OF THE HEART, *Conus arteriosus*—i. of the Kidney, see *Calix*—i. *Lachrymale*, *Lachrymal Sac*—i. *Tubarum Fallopii*, see *Tube*, *Fallopian*—i. *Ventriculi*, *Œsophagus*.

INFUSION, *Infusio*, *Enchysis*, from *infundere*, (*in*, and *fundere*), 'to pour in,' 'to introduce.' A pharmaceutical operation, which consists in pouring a hot or cold fluid upon a substance whose medical virtues it is desired to extract. *Infusion* is, also, used for the product of this operation. In *Surgery*, infusion—*Chirurgia infusoria*, *Ars clysmatica nova*—is the act of introducing into the veins medicinal

substances, by aid of an instrument called *Infusor*. This mode of introducing medicines was called *Ars infusoria*.

INFUSION OF ANGUSTURA, *Infusum Cuspariæ*—i. of *Buchu*, *Infusum Diosmæ*—i. of *Calumba*, *Infusum calumbæ*—i. of *Cascarilla*, *Infusum cascarillæ*—i. of *Catechu*, *Infusum catechu compositum*—i. of *Chamomile*, *Infusum anthemidis*—i. of *Cinchona*, *Infusum cinchonæ*—i. of *Cloves*, *Infusum caryophyllorum*—i. of *Cusparia*, *Infusum cuspariæ*—i. of *Fox-glove*, *Infusum digitalis*—i. of *Gentian*, compound, *Infusum gentianæ compositum*—i. of *Hops*, *Infusum humuli*—i. of *Horseradish*, compound, *Infusum armoraciæ compositum*—i. of *Linseed*, *Infusum lini compositum*—i. of *Mint*, compound, *Infusum menthæ compositum*—i. of *Orange-peel*, compound, *Infusum aurantii compositum*—i. of *Pinkroot*, *Infusum spigeliæ*—i. of *Quassia*, *Infusum quassiæ*—i. of *Rhatany*, *Infusum Krameriæ*—i. of *Rhubarb*, *Infusum rhei*—i. of the *Rose*, *Infusum rosæ compositum*—i. of *Sarsaparilla*, *Infusum sarsaparillæ*—i. of *Senna*, *Infusum sennæ compositum*—i. of *Simarouba*, *Infusum simaroubæ*—i. of *Slippery elm*, *Infusum ulmi*—i. of *Thoroughwort*, *Infusum eupatorii*—i. of *Tobacco*, *Infusum tabaci*—i. of *Valerian*, *Infusum valerianæ*—i. of *Virginia snakeroot*, *Infusum serpentariæ*—i. of *Wild cherry*, *Infusum pruni Virginianæ*.

INFUSOIR (F.), same etymon. An instrument for injecting medical substances into the veins. It was a kind of funnel, the elongated apex of which was stopped by a metallic rod, which could be withdrawn when the apex was introduced into a vein.

INFUSUM, *Enchyma*. The product of an infusion.

INFUSUM ACAQIÆ CATECHU, I. *catechu compositum*—i. *Amarum vinosum*, *Vinum gentianæ compositum*—i. of *Angustura*, I. *cuspariæ*.

INFUSUM ANTHEMIDIS, *Hydrochamaime'um*, *Infusion of Cham'omile*. (*Anthemid. flor.* ζ ss. *aq. fervent.* Oj. Macerate for ten minutes in a covered vessel, and strain. *Ph. L.*) Dose, f. ζ j to f. ζ ij.

INFUSUM ARMORACIÆ COMPOSITUM, *Compound infusion of Horseradish*. (*Armorac. rad. concis. sinapis cont. sing.* ζ j, *aquæ fervent.* Oj. Macerate for two hours and strain.) Dose, f. ζ j to f. ζ ij.

INFUSUM AURANTII COMPOSITUM, *Compound Infusion of Orange Peel*. (*Aurant. cort. sicc.* ζ ij. *limon. cort. recent.* ζ j, *caryoph. cont.* ζ ss. *aq. fervent.* Oss. Macerate for 15 minutes, and strain. *Ph. L.*) Dose, f. ζ iss to f. ζ ij.

INFUSUM BRASII, *Wort*—i. *Bynes*, *Wort*.

INFUSUM CALUMBÆ, I. *Calombæ*, I. *Colombæ*. *Infusion of Columba*. (*Calumb. rad. concis.* ζ ss. *aq. fervent.* Oj. Macerate for two hours, and strain. *Ph. U. S.*) Dose, f. ζ iss to f. ζ ij.

INFUSUM CARYOPHYLLI, *Infusion of Cloves*. (*Caryoph. contus.* ζ ij. *aq. fervent.* Oj. Macerate for two hours, and strain.) Dose, f. ζ iss to f. ζ ij.

INFUSUM CASCARILLÆ, *Infusion of Cascarilla*. (*Cascarill. contus.* ζ j. *aq. fervent.* Oj. Macerate for two hours, and strain.) Dose, f. ζ iss to f. ζ ij.

INFUSUM CASSIÆ SENNÆ, I. *sennæ compositum*.

INFUSUM CATECHU COMPOSITUM, *Infusum Catechu*, I. *Acacia Catechu*; *Infusion of Ca-*

techu. (*Catechu*, in pulv. ζ ss. *cinnam.* cont. ζ j. *aq. ferv.* Oj. Macerate for an hour, and strain.) Dose, f. ζ ss to f. ζ ij.

INFUSUM CINCHO'NÆ, *I. Cinchona lancifolia*, *Infusion of Cinchona.* (*Cinch.* contus. ζ j. *aq. ferv.* Oj. Macerate for two hours, and strain.) This infusion may also be made from the same quantity of bark in coarse powder by the process of displacement with hot or cold water. Dose, f. ζ j to f. ζ ij. The Pharmacopœia of the United States has an *Infusum Cincho'næ Compositum*, which is made as follows, (*Cinchon.* in pulv. ζ j., *Acid. Sulph. aromat.* f. ζ j. *aq. aquæ* Oj. Macerate for twelve hours, occasionally shaking, and strain.) Dose same as the last.

INFUSUM COLOMBÆ; *I. calumbæ.*

INFUSUM CUSPA'RIÆ, *I. Angusturæ*, *Infusion of Cusparia.* (*Cuspar.* cont. contus. ζ ss. *aq. ferv.* Oj. Macerate for two hours, and strain.) Dose, f. ζ j to f. ζ ij.

INFUSUM DIGITA'LIS, *I. Digitalis purpurea*; *Infusion of Foxglove.* (*Digital.* ζ j. *aq. ferv.* Oss. Macerate, and add *sp. cinnam.* f. ζ j.) Dose, f. ζ j.

INFUSUM DIOS'MÆ, *Infusion of Buchu.* (*Diosm.* ζ j.; *aq. bullient.* Oj. Macerate for four hours in a covered vessel, and strain.—Ph. U. S.) Dose f. ζ jss.

INFUSUM EUPATO'RII, *Infusion of Thoroughwort.* (*Eupator.* ζ j; *aq. bullient.* Oj. Macerate for two hours, and strain.—Ph. U. S.) Dose, f. ζ ij.

INFUSUM GENTIA'NÆ COMPOSITUM, *Compound Infusion of Gentian.* (*Gentian.* contus. ζ ss, *Aurant. cort.*, *Coriandr.* contus. āā ζ j; *Alcohol. dilut.* f. ζ iv., *Aquæ* f. ζ xij. First pour on the alcohol, and three hours afterwards, the water; then macerate for twelve hours, and strain.—Ph. U. S.) Dose, f. ζ j. to f. ζ ij.

Marsden's Antiscorbutic Drops, an empirical preparation, consist of a solution of *corrosive sublimate* in an *infusion of gentian*.

INFUSUM HU'MULI, *Infusion of Hops.* (*Humul.* ζ ss; *Aq. bullient.* Oj. Macerate for two hours, and strain.—Ph. U. S.) Dose, f. ζ ss to ζ ij.

INFUSUM KRAME'RIÆ, *Infusion of Rhat'any* (*Kramer.* contus. ζ j; *Aq. bullient.* Oj. Macerate for four hours, and strain.—Ph. U. S.) Dose, f. ζ iss.

INFUSUM LINI, *I. L. compositum.*

INFUSUM LINI COMPOSITUM, *I. Lini*, (Ph. U. S.) *I. Lini usitatis'simi*; *Infusion of Linseed.* (*Lini sem.* cont. ζ ss. *glycyrrh. rad.* cont. ζ ij, *aq. fervent.* Oj. Macerate for four hours, and strain.) Dose, a teacupful, *ad libitum*.

INFUSUM MALTI, Wort.

INFUSUM MENTHÆ COMPOSITUM, *Compound Infusion of Mint.* (*Fol. menth. sat. sicc.* ζ ij, *aq. fervent.* q. s. ut. *colentur.* f. ζ vj. Macerate for half an hour; and, when cold, strain: then add—*sacch. alb.* ζ ij, *ol. menth. sat.* gtt. iij, dissolved in *tinct. card. c.* f. ζ ss. *Ph. D.*) Dose, f. ζ j to f. ζ ij.

INFUSUM PICIS EMPYREUMATICÆ LIQUIDÆ, see *Pinus sylvestris*—*i. Picis liquidum*, see *Pinus sylvestris*.

INFUSUM PRUNI VIRGINIA'NÆ, *Infusion of Wild Cherry Bark.* (*Prun. Virginian.* cont., ζ ss, *Aquæ* Oj. Macerate for two hours, and strain. Ph. U. S.)

INFUSUM QUASSIÆ, *I. Quassia excel'sæ*; *Infusion of Quassia.* (*Quassia lign. conc.*, ζ ij, *aq. ferv.* Oj. Macerate for two hours and strain.) Dose, f. ζ j. to f. ζ iv.

INFUSUM RHEI, *An'ima Rhei*, *Infusion of Rhubarb.* (*Rhei* cont. ζ j. *aq. ferv.* Oss. Macerate for two hours and strain.) Dose, f. ζ j to f. ζ iv.

INFUSUM ROSÆ COMPOSITUM, *I. Rosæ Gallicæ*; *Infusion of the Rose.* (*Ros. Gallic petal exsicc.* ζ iv, *aq. fervent.* Oiss, *acid. sulph. d. f.* ζ ij, *sacch. purif.* ζ ss. Add the water, and afterwards the acid;—macerate for half an hour; strain, and add the sugar.) Dose, f. ζ ss to Oss.

INFUSUM SARSAPARIL'LÆ, *Infusion of Sarsaparilla.* (*Sarsaparill.* contus. ζ j, *aq. bullient.* Oj. Digest for two hours in a covered vessel, and strain.—Ph. U. S.) It may also be prepared by displacement. Dose, f. ζ ij to f. ζ iv.

INFUSUM SENNÆ, *I. S. Compositum*, *I. Cassiæ Sennæ*, *I. Sennæ simplex*, *Infusion of Senna.* (*Sennæ* ζ j, *coriandr.* contus. ζ j, *aq. ferv.* Oj. Macerate for an hour, and strain.) Dose, f. ζ j to f. ζ iv.

The *Black Draught*, *Black Dose*, *Haustus niger*, is usually formed of this infusion. It may be made of *infus. sennæ* f. ζ v, *aq. cinnam.* f. ζ j, *mannæ* ζ iv, *magnes. sulph.* ζ vj. Dose, a wine-glassful.

Selway's Prepared Essence of Senna is a concentrated infusion of the leaves, in combination with an alkali.

INFUSUM SENNÆ COMPOSITUM, *I. sennæ.*

INFUSUM SERPENTA'RIÆ, *Infusion of Virginia Snakeroot.* (*Serpentar.* ζ ss, *aq. bullient.* Oj. Macerate for two hours, and strain.—Ph. U. S.) Dose, f. ζ iss.

INFUSUM SIMAROU'BÆ, *Infusion of Simarouba.* (*Simaroub. cort.* cont. ζ ss. *aq. fervent.* Oss. Macerate for two hours, and strain. *Ph. L.*) Dose, f. ζ ij.

INFUSUM SPIGE'LIÆ, *Infusion of Pinkroot.* (*Spigel.* ζ ss, *aq. bullient.* Oj. Macerate for two hours, and strain.—Ph. U. S.) Dose, f. ζ iv to Oss.

INFUSUM TAB'ACI, *Infusion of Tobacco.* (*Tabaci. fol.* ζ j, *aq. ferv.* Oj. Macerate for an hour, and strain.)

INFUSUM ULMI, *Infusion of Slip'pery Elm.* This preparation, in the Pharmacopœia of the United States, is made by infusing one ounce of *slippery elm bark* in a pint of *boiling water*.

INFUSUM VALERIA'NÆ, *Infusion of Valerian.* (*Rad. valerian.* in crass. pulv. ζ ss, *aq. fervent.* Oj. Macerate for an hour, and strain. *Ph. D.*) Dose, ζ ss to ζ ij.

INGENIUM, (*Morbi*). The genius of a disease. This word is employed, especially by the French, synonymously with *nature*. They speak, for instance, of *Génie inflammatoire*, *bilieux*, &c. Some, also, use *génie* in the place of *type* of an intermittent.

INGESTA, from *in*, and *gerere*, *gestum*, 'to bear or carry into.' Substances, introduced into the body by the digestive passages; as food, condiments, drinks, &c.

INGLUVIES, *Aples'tia*, *Victus intemperantia*:—Gluttony, Insatiableness; also, the *Crop* or *Craw* of Birds, (*F.*) *Jabot*, and the first stomach or *panch* of ruminant animals—*Pen'ula*, *Lumen*, *Venter magnus*. Also, the *Pharynx*.

INGRASSIAS, APOPHYSES OF. The lesser alæ of the sphenoid bone.

INGRAVIDATIO, Fecundation.

INGRESSUS SUPERIOR, Cardia.

INGUEN, *Bubon, Bubo*, 'the groin.' *Ædæon, αἰών, Ἡεπάτις εμυνκτο'ρια*, (F.) *Ainè*. The oblique fold or depression which separates the abdomen from the thigh. It is only, properly speaking, a line that extends from the anterior and superior spinous process of the ilium to the middle part of the horizontal ramus of the pubis.

INGUINAL, *Inguinalis*, from *inguen*, 'the groin.' Belonging or relating to the groin. This epithet has been given to various parts met with in the region of the groin or inguinal region.

INGUINAL ARTERY is that portion of the femoral artery situate immediately beneath the crural arch in the inguinal region.

INGUINAL CANAL is a canal, about two inches in length, proceeding obliquely downwards, inwards and forwards at the lower part of the abdomen; through which passes the spermatic cord, in men, and the round ligament of the uterus in women. This canal is formed, inferiorly and anteriorly, by the aponeurosis of the greater oblique muscle; posteriorly by the *fascia transversalis*, which is joined to the preceding aponeurosis, and forms with it a deep channel, into which are received the lesser oblique and transversalis muscles. The inguinal canal has two apertures; the one, the *lower* and *inner*, is called the *inguinal* or *abdominal ring*. It is bounded by two strong tendinous pillars, which fix it—the innermost to the symphysis, the outermost to the spine of the pubis. The *upper and outer aperture* is formed by the *fascia transversalis*. From the edge of this aperture arises a membranous funnel,—a prolongation of the *fascia transversalis*,—which receives the spermatic vessels; forms their proper sheath, and accompanies them as far as the testicle. On its inside lies the epigastric artery. Above it, is the lower edge of the *transversalis* muscle: and, below, it is bounded by the channel of the greater oblique. By following the oblique direction of this canal, and passing, consequently, on the outside of the epigastric artery, the viscera are displaced, so as to constitute internal inguinal hernia.

INGUINAL RE'GION, *Re'gio inguinalis, Bubo, Inguen*. The region of the groin.

INGUINAL RING, *Abdominal Ring, An'nulus abdominis*, (F.) *Anneau Inguinal*, is the inferior aperture of the inguinal canal.

INGUINO-CUTA'NEUS. A name given by Professor Chaussier to the middle ramus of the anterior branch of the first lumbar nerve; because it sends its numerous filaments to the groin, scrotum, and to the skin of the superior part of the thigh.

INHÆRENS, Inherent.

INHALATIO, Absorption, Inhalation—i. Cutis, see Absorption.

INHALA'TION, *Inhalatio*; from *in* and *halare*, 'to breathe.' The act of drawing air into the lungs—*Inhalatio pulmonalis*. Also, absorption.

INHA'LER, MUDGE'S. An apparatus for inhaling the steam of hot water, in affections of the air-passages. It consists of a pewter tankard provided with a lid, into which a flexible

tube is inserted. Through this, the vapour is inhaled.

INHÆRENT, *Inhærens, (in, and hærens.)* That which adheres, or which is joined or united to any thing.

INHERENT CAUTERY, (F.) *Cautère inhérent*, is the actual cautery, left in contact with a part until it is reduced to the state of a deep eschar.

INHUMATION, *Inhumatio*, from *inhumo, (in, and humus.)* 'I put into the ground.' *Inhumatio*. The sepulture of the dead. This belongs to the subject of medical police.

INIODYMUS, Diprosopus.

INION, *ινίον*. Some of the Greek physicians gave this name to the occiput: others to the back part of the neck, and the muscles of the occiput. Blanchard says it is the commencement of the spinal marrow.

INTIS, *Inohymenitis*, from *is, gen. ves,* 'a fibre,' and *itis*, a suffix denoting inflammation. 'Fibrous inflammation.'

INITIUM, Arche—i. *Asperæ arteriæ, Larynx—i. Extuberans Coli, Cæcum*.

INIUM, *ινίον*. The nucha. Also, the muscles at the back of the neck.

INACULATIO. A term employed by Van Helmont to designate an acute pain of the stomach, with rigidity and immobility of the body.

INJECTED, *Injectus*, from *injicere, (in, and jacere.)* 'to throw into.' The face and other parts are said to be *injected*, when the accumulation of blood in the capillary vessels gives them an evident red colour. A subject or part of a subject, is also said to be *injected*, when its vessels have been filled, by the anatomist, with an appropriate composition.

INJECTION, *Injectio, Eis'bolè*: same etymon. The act of introducing, by means of a syringe or other instrument, a liquid into a cavity of the body. The liquid injected is also called an *injection*. Anatomists use injections—*Injectio'nes anatom'icæ*—for filling the cavities of vessels, in order that they may be rendered more apparent, and their dissection be facilitated. For this purpose, they employ syringes of different dimensions, and various materials. The most common injections are made of soot, wax, and turpentine, coloured with lamp-black, vermilion, &c. There are three kinds chiefly used by anatomists,—the *coarse*, the *fine*, and the *minute*. The following are formulæ for each.

COARSE INJECTION.

No. 1.

Pure yellow wax, oz. xvj.

Bleached rosin, oz. viij.

Turpentine varnish, by measure, oz. vj.

No. 2.

Yellow rosin, lb. ij.

Yellow wax, lb. j.

Turpentine varnish, a sufficient quantity to make the mixture flexible when cold.

No. 3.

Tallow, lb. ij.

White wax, oz. x.

Common oil, oz. vj.

Venice turpentine, oz. iv.

Mix and liquefy over a slow fire or over boiling water.

To make any of these mixtures

- Red—add *vermilion*, oz. iij.
 Yellow—*King's yellow*, oz. iiss.
 White—*best flake white*, oz. vss.
 Pale-blue } *best flake white*, oz. iiiss.
 } *fine blue smalt*, oz. iiiss.
 Dark-blue—*blue verditer*, oz. xss.
 Black—*lamp-black*, oz. j.
 Green } *powdered verdigris*, oz. ivss.
 } *best flake white*, oz. iss.
 } *powdered gamboge*, oz. j.

FINE INJECTION.

- Brown spirit varnish*, oz. iv.
White spirit varnish, oz. iv.
Turpentine varnish, oz. j.

To make this mixture

- Red—add *vermilion*, oz. j.
 Yellow—*King's yellow*, oz. j¼.
 White—*best flake white*, oz. ij.
 Light-blue } *fine blue smalt*, oz. iss.
 } *best flake white*, oz. j¼.
 Dark-blue—*blue verditer*, oz. iv.
 Black—*lamp-black*, oz. ss.

MINUTE INJECTION.

- Take of *transparent size*, broken to pieces, or
Isinglass, oz. viij.
Water, lb. iss. Dissolve.

To make this mixture

- Red—add *vermilion*, oz. v.
 Yellow—*King's yellow*, oz. iv.
 White—*best flake white*, oz. v.
 Blue—*fine blue smalt*, oz. viij.
 Green } *powdered verdigris*, oz. iij.
 } *best flake white*, dr. ij.
 } *powdered gamboge*, dr. j.
 Black—*lamp-black*, oz. j.

COLD INJECTION.

White lead and *red lead*, each oz. iv; *linseed oil*, enough to form a thick paste when they are rubbed well together. Liquefy this paste with *turpentine varnish*, oz. viij.

The advantage of this mixture is, that the subject need not be heated.

In order to inject the arteries, the injection must be forced from the great trunks towards their ultimate ramifications. To inject the veins, on the contrary, it is indispensable, on account of their valves, to send the injection from the smaller divisions towards the greater. The lymphatics are usually injected with mercury. The practitioner injects, by forcing with a syringe, liquids, such as emollient, narcotic, stimulant, and other decoctions or infusions, into different hollow organs, as the rectum, vagina, nasal fossæ, urethra, tunica vaginalis, auditory canal, &c., to fulfil various therapeutical indications.

The following injection has been strongly recommended by Dr. Horner to preserve the dead body.

- Take of *Liverpool, St. Ubes,*
 or *Tunk's Island Salt*, oz. 36 avoidr.
Nitrate of potassa, " 19
Carbonate of soda, " 8
Molasses (Sugar-house), " 4 by meas.
Water, six pints.

The saline constituents to be dissolved first of all in boiling hot water; the molasses to be afterwards stirred in: the starch to be mixed

well with half a pint of cold water, and then to be stirred in with the other articles. As soon as it begins to boil, the whole mass swells up, when it must be removed from the fire. On the proper reduction of temperature it is fit for use.

INJECTION, MATTHEWS'S, see *Tinctura cantharidis*.

INJECTIONES ANATOMICE, see *Injection*.

INK, Atramentum.

IN-KNEED, Entogonyankon.

INNATE, from *in*, and *natus*, 'born.' Inborn.

INNATE DISEASES, *Morbi connati*, *M. congeniti*, (F.) *Muladies innées*. Diseases with which the infant is born. They are not always hereditary, as hereditary diseases are not always innate.

INNERLEITHEN, MINERAL WATERS OF. These springs, situate near the Tweed, and supposed to be the scene of "St. Ronan's Well," contain chlorides of sodium and calcium, and carbonate of magnesia.

INNERVATION, *Innervatio*, from *in*, 'in,' and *nervus*, 'a nerve.' By this term is meant—the nervous influence, necessary for the maintenance of life and the functions of the various organs;—an influence of whose character and source we are ignorant. It seems to resemble the galvanic or electric agencies. See *Nerves*.

INNOMINATUM, *Anonymum*, from *in*, priv. and *nomen*, 'a name,' (F.) *Anonymo*. Having no name.

INNOMINATA ARTERIA, *Brachio-cephalic artery*, *A. brachio-céphalique* (Ch.),—*Arteria anonyma*, *Right Subclavian*, (F.) *Artère innominée*, is the trunk common to the right primitive carotid and to the subclavian. It arises from the anterior part of the arch of the aorta, ascends obliquely to the right, along the trachea; and, after a course of about an inch in length, divides into two trunks, which go off at right angles. The one is *external*—the *right subclavian proper*; the other *superior*—the *primitive carotid*, of the same side.

INNOMINATA CARTILAGO, Cricoid.

INNOMINATA CAVITAS. A cavity of the outer ear, between the *helix* and *anthesis*.

INNOMINATUM FORAMEN. A foramen, near the middle of the anterior surface of the pars petrosa of the temporal bone, leading backwards for the passage of the Vidian nerve, reflected from the 2d branch of the 5th to the portio dura of the 7th pair.

INNOMINATA LINEA, see *Ilio-pectinea Linea*.

INNOMINATI VEL ANONYMI, NERVI. Some anatomists have thus called the nerves of the fifth pair.

INNOMINATUM OS, *Os Cozen'dicis*, *Os Coxæ*, *Os anonymum*, *Os pelvis laterale*, (F.) *Os innominé*, *Os Cozal*, *Os anonyme*, &c. A very large, flat bone, which forms the anterior and lateral paries of the pelvis. It is curved upon itself in two opposite directions. In the first periods of life, it is composed of three portions;—the *ilium*, *ischium*, and *pubis*, which join each other in the acetabulum. It is articulated before with its fellow,—behind, with the sacrum; and laterally with the femur.

INNOMINATA MINORA OSSA,—*Lesser Ossa innominata*, *Ossicula innominata*. Some anatomists have given this name to the three cuneiform bones of the tarsus.

INNOMINATA OSSICULA, Innominata minora ossa.—i. Tunica Oculi, Sclerotic.

INNOMINATÆ VENÆ OF VIEUSSENS. Vieussens has given this name to two or three veins, which arise on the anterior surface and right margin of the heart; and open into the auricle towards its right margin. The term VENÆ INNOMINATÆ OF MECKEL is given to the *brachiocephalic* veins, which are generally included in the description of the subclavian vein, and correspond to the arteriæ innominatæ, being formed by the union of the internal jugular vein and the subclavian properly so called, which correspond to the common carotid and subclavian arteries.

INNOMINATUS, Anonymous.

INNUTRITIO OSSIUM, Rachitis.

INOCULATIO, *Inoculatio, Insi'tio, Insi'tio variolarum*, from *inoculare, (in, and oculus, 'an eye,')* 'to ingraft.' Any operation by which small-pox, for example, may be artificially communicated, by introducing the virus of the particular disease into the economy, by means of a puncture or scratch made in the skin. When the word inoculation is used alone, it usually means that for the small-pox.—*Variolation.*

INOCULATION, COWPOX, Vaccination.—i. Jennerian, Vaccination.

INOCULATOR, Same etymon. *In'sitor.* One who practises inoculation.

INODULAR TISSUE, see Tissue, inodular.

INODULE, Tissue, inodular.

INOHYLOMA, Tumor, fibrous.

INOHYMENTIS: from *ic, gen. ivoc, 'a fibre;'* *υμη, 'a membrane,'* and *itis*, denoting inflammation. *Inflammat'io telæ fibrosæ.* Inflammation of the fibrous tissue.

INOPOLYPUS, see Polypus.

INORGANIC, *Inorganicus*; from *in, priv.* and *organum, 'an organ.'* A term applied to bodies which have no organs;—such as minerals. At the present day naturalists admit of but two classes of bodies,—the *organized* and *inorganic*. Parts of the body, which, like the epidermis are devoid of blood-vessels and nerves, have been called *anorganic*.

INOSCLEROMA, from *ic, gen. ivoc, 'a fibre,'* and *σκληρωμα, 'induration.'* Induration of the fibrous tissue.

INOSCULATIO, Anastomosis.

INQUIES, Inquietude.

INQUIETATIO, Inquietude.

INQUIETUDE, *Inquietudo, In'quies; Inquietatio, Jaetatio*, from *in, priv.* and *quies, 'rest.'* Agitation or trouble, caused by indisposition. Restlessness.

INQUINAMENTUM, Miasm.

INQUISITIO MEDICO-LEGALIS, see Medico-legal.

INSALIVATIO, *Insalivatio*, from *in, and saliva.* The mixture of the food with the saliva and other secretions of the mouth.

INSALUBRIOUS, *Insalubris, Nose'ros, Nosodes.* That which is unhealthy,—which injures the health.

INSANABILIS, Incurable.

INSANTA, Mania.—i. Cadiva, Epilepsy.—i. Lupina, Lycanthropia.—i. Puerperarum, Mania, puerperal.

INSANITY, *Insania*; from *in, privative,* and *sanus, 'sound;'* *Mental alienatio, Abalienatio* seu *Alienatio Mentis, Arreptio, Unsound Mind, Derangement, Deranged intel-*

lect, Cra'ziness, Aphros'ymè, Eaphro'nia, Eephros'ymè, Paral'lage, Parallax'is, Delir'ia, Vesania, Delirium, (Crichton,) *Insipientia,* (F.) *Folie, Égarement d'Esprit, Paraphrénie.* This term includes all the varieties of unsound mind,—Mania, Melancholia, moral Insanity, Dementia, and Idiocy, which see.

INSANITY, INCOHERENT, Dementia.—i. Moral, Pathomania.—i. Puerperal, Mania, puerperal.—i. Senile, Delirium senile.—i. Suicidal, see Suicide.

INSCRIPTIONES TENDINÆ MUSCULO'RUM, *Intersectio'nes* seu *Enervatio'nes tendinæ musculorum, Intermedia ligamentalia* seu *ner'vae.* The tendinous portions which cross several muscles, and especially the straight muscles of the abdomen.

INSENESCENTIA, Agerasia.

INSENSIBILITY, *Anæsthesia, Insensibilitas.* Loss or absence of sensibility. It is very common in cerebral affections, and may extend to every part, or be limited to one or more. Some organs are much more sensible than others. The bones, cartilages, ligaments, &c., are insensible in health, but acutely sensible in disease.

INSEN'SIBLE, *Sensibilitatè carens.* That which is devoid of sensibility. This word is applied, also, to phenomena which cease to be appreciable to the senses. Thus, we say, the pulse becomes *insensible.*

INSER'TION, *Inser'tio, Symph'ysis, Eno'sis*, from *inserere, (in, and serere, 'to join or knit,')* 'to ingraft.' (F.) *Attache.* The attachment of one part to another. Insertions occur chiefly on bones, cartilages, and fibrous organs; thus, we speak of the insertion of muscular fibres into a tendon or aponeurosis; the insertion of a tendon, aponeurosis, or ligament, into a cartilage or bone. The word *insertion* has likewise been used by pathologists, for the act of inoculating or introducing a virus into the body.

INSE'SIO, from *insidere, (in, and sedere,)* 'to sit in.' This term is, sometimes, applied to a vapour bath, the person being seated in a perforated chair, beneath which a vessel, filled with hot water, or the hot decoction of some plant is placed. See Semicupium.

INSESSUS, Bath, half.

INSIDENTIA, *Epis'tasis.* Anything which swims on or in the urine. It is opposed to the *Hypostasis* or *subsidentia.*

INSIPIENTIA, Insanity.

INSISIO CILIORUM, Blepharoplastice.

INSITIO, Inoculation.—i. Dentis, Transplantation Dentis.—i. Variolarum, Inoculation.

INSOLATIO, *Insolatio*, from *in, and sol, 'the sun;'* *Apricatio, Helio'sis, Heli'asis, Siri'asis.* Exposure to the sun. Exposure of a patient to the rays of the sun is, sometimes, had recourse to, with the view of rousing the vital forces, when languishing, or of producing irritation of the skin. Insolation is occasionally used in the same sense as *coup de soleil.*

In Pharmacy, *insolation* means the drying of chemical and pharmaceutical substances.

INSOLAZIONE DE PRIMIVERA, Pelagra.

INSOMNIA, *Insomnitas, Sahara, Zaara, Pervigilium, Pernocnatio, Ayp'nia, Agryp'nia, Ahy'pnia, Any'pnia, Typhoma'nia, Sleeplessness, Vig'ilance,* from *in, privative,* and *somnus, 'sleep,'* 'absence of sleep.' This may exist alone, and constitute a true disease; or it may be connected with another affection. It

is an unequivocal sign of suffering in some organ; even when the patient experiences no pain.

INSOMNIUM, Somnium.

INSPECTIO MEDICO-LEGALIS, see Medico-legal.

INSPIRATEUR, Inspiratory.

INSPIRA'TION, *Inspiratio*, *Empneumatosis*, *Eispnoë*, *Adspiratio*, *Aspiratio*, from *in*, 'in,' and *spiro*, 'I breathe.' The action by which the air penetrates into the interior of the lungs. A movement opposed to that of expiration. As regards the average quantity of air received into the lungs at each inspiration, there is much discrepancy amongst observers. The following table sufficiently exhibits this.

Cubic inches at each inspiration. 42 to 100

Reil,	42 to 100
Menzies, Sauvages, Hales, Haller, Ellis, Sprengel, Sömmering, Thomson, Bostock, }	40
Jurin,	35 to 38
Fontana,	35
Richerand,	30 to 40
Dalton,	30
Herholdt,	20 to 29
Jurine,	20
Allen and Pepys,	16½
J. Borelli,	15 to 40
Goodwyn,	14
Sir H. Davy,	13 to 17
Abernethy and Mojon,	12
Keutsch,	6 to 12

INSPIRATION OF VENOUS BLOOD. By this is meant the aspiration of blood towards the heart, occasioned by the approach to a vacuum produced by the dilatation of the thorax during inspiration.

INSPIRATORY. Same etymon. *Inspiratio*ni *inseruiens*, (F.) *Inspirateur*. A name given to muscles, which, by their contraction, augment the size of the chest, and thus produce inspiration. The diaphragm and intercostal muscles are the chief agents of inspiration. In cases where deep inspirations are necessary, the action of these muscles is aided by the contraction of the pectoralis major and pectoralis minor, subclavius, serratus major anticus, scaleni, serratus posticus superior, &c. Most of these muscles become inspiratory, by taking their fixed point at the part which they ordinarily move, and elevating the ribs.

INSPISSATIO, *Pycond'sis*, from *in*, and *spissare*, 'to thicken.' The act of rendering thick; as in the formation of an extract—*Succus Inspissatus*.

INSTEP, *Callum pedis*, (F.) *Coude-pied*, *Cou du pied*. The projection at the upper part of the foot, near its articulation with the leg—the *tarsus*.

INSTILLATIO, Instillation.

INSTILLA'TION, *Instillax'is*, *Instillatio*, from *in*, 'into,' and *stilla*, 'a drop.' The act of pouring a liquid drop by drop.

INSTINCT, (L.) *Instinctus*, 'inwardly moved.' *Brutia*, *Hormë*. The action of the living principle, whenever manifestly direct-

ing its operations to the health, preservation, or reproduction of a living frame or any part of such frame—*Molimen naturæ salutarium*. The law of instinct is, consequently, the law of the living principle, and instinctive actions are the actions of the living principle. Instinct is natural. Reason is acquired.

INSTINC'TIVE, *Instinctus*. Same etymon. Relating to or caused by instinct; as *instinctive* actions. See Emotional. Those instinctive actions of animals which are owing to impressions made on the sensory ganglia, exciting respondent motor influences that are propagated to the various muscles of the body, are termed by Dr. Carpenter *consensual*.

INSTITUTES OF MEDICINE, see Theory of medicine.

INSTITUTUM ORTHOPÆDICUM, Orthopedic institution.

INSTRUMENT, *Instrumentum*, *Organum*. A tool, an agent.

INSTRUMENTUM CHIRURGICUM. A surgical tool or instrument.

INSTRUMENTUM DIGESTIONIS. The digestive apparatus.

INSTRUMENTUM INSTRUMENTORUM, Manus.

INSUFFIC'ENCY, from *in*, and *sufficient*. Inadequateness to any end or purpose,—as *Insufficiency of the valves of the heart*; (F.) *Insuffisance des valvules du Cœur*;—a condition in which they are not adapted, as in health, to properly close the apertures.

INSUFFISANCE DES VALVULES DU CŒUR, Insufficiency of the valves of the heart.

INSUFFLA'TION, *Insufflatio*, from *in*, *sub*, and *flare*, 'to blow.' The act of blowing a gas or vapour into some cavity of the body; as when tobacco smoke is injected into the rectum; or when air is blown into the mouths of new-born children to excite the respiratory functions.

INSULA CEREBRI, OF REIL. The intermediate lobe of the brain. *Lobus intermedius cerebri*. A remarkable group of convolutions within the fissure of Sylvius. It is called, by Cruveilhier, *Lobule of the Fissure of Sylvius*, *Lobule of the corpus striatum*.

INSULA SANGUINIS, see Blood.

INSLTUS, Attack, Paroxysm.

INTEGRITAS, Sanitas. INTEGRUMENT, *Integumentum*, *Tegumentum*, *Tegumen*, *Tegimen*, *Tegmen*, *Involucrum* seu *Velamentum corporis commu'nē*; *Velamentum* seu *Velamentum novivum*, from *in* and *tegere*, 'to cover.' (F.) *Tégument*. Any thing which serves to cover, to envelop. The *skin*, including the cuticle, rete mucosum, and cutis vera is the *common integument* or *tegument* of the body.

INTEGUMENTA FETÛS. The membranes surrounding the fœtus in utero.

INTELLECT, *Intellectus*, *Nous*, *Mens*, *Gnomë*, *Noos*, *Nūs*, *Noë'sis*, *Syn'esis*, from *intelligere*, (*inter*, 'between,' and *legere*, 'to choose;') 'to understand,' conceive,' 'know.' (F.) *Entendement*, *Intelligence*. The aggregate of the *intellectual faculties*—perception, formation of ideas, memory, and judgment.

INTELLECT, DERANGED, Insanity.

INTELLIGENCE, Intellect. INTEMPERANCE, *Intemperantia*; *Immoderantia*, *Immoderatio*, *Acrasia*, *Acolasia*, *Ples'monë*, *Amet'ria*, *Apletia*, from *in*, 'negation,' and *temperare*, 'to temper.' Immoderate

use of food and drink, especially the latter,—a fruitful source of disease.

INTEMPERIES. Same etymon. *Dyscrasia*. Derangement in the constitution of the atmosphere and of the seasons; bad constitution; derangement, or disorder in the humours of the body.

INTENSIVUS, Entaticos.

INTENTION. *Intentio*, from *in*, and *tendere*, 'to stretch.' *Propositum*. The object which one proposes. In *surgery*, a wound is said to heal by the *first intention*, *Reunio per primam intentio'nem*, when cicatrization occurs without suppuration; union by the *second intention*, *Reunio per secundam intentio'nem*, being that, which does not occur until the surfaces have suppurated. To obtain union by the first intention, the edges of a recent wound must be brought in apposition and kept together by means of adhesive plasters and a proper bandage. Delpech has substituted for those expressions, *Reunian primitive*, and *Reunian secondaire*.

INTERANEA, Entrails.

INTERARTICULAR, Interarticula'ris. Parts situate between the articulations are so called; as *interarticular cartilages*, *interarticular ligaments*, &c.

INTERCADENCE, Intercaden'tia, Interciden'tia, from *inter*, 'between,' and *cadere*, 'to fall.' Disorder of the arterial pulsations, so that, every now and then, a supernumerary pulsation occurs. The pulse, in such case, is said to be *intercurrent*.

INTERCALARY, Intercala'ris, Intercidens, from *intercalare*, 'to insert.' *Embolimos*, *Interpolatus*, *Provocativus*. The days which occur 'between those that are critical.' The term has, also, been applied to the days of apyrexia in intermittent fevers.

INTERCELLULAR SUBSTANCE, see *Cytoblastema*.

INTERCEPTIO, from *inter*, 'between,' and *capere*, 'to take.' A bandage, by the aid of which the ancients proposed to arrest the progress of the material cause of gout and rheumatism; and which consisted in covering the affected limbs with carded wool; surrounding them, afterwards, with broad bandages, applied from the fingers to the axilla, or from the toes to the groin.

INTERCEPTIO INTESTINORUM, Ileus.

INTERCERVICAUX, Interspinales colli.

INTERCIDENS, Intercalary.

INTERCIDENTIA, Intercadence.

INTERCILIUM, Mesophryon.

INTERCLAVICULAR, Interclavica'ris, from *inter*, 'between,' and *clavicula*, 'a clavicle.' That which is placed between the clavicles.

INTERCLAVICULAR LIGAMENT is a fibrous bundle, placed transversely above the extremity of the sternum, between the heads of the two clavicles. This ligament is flat. Its fibres, which are always longer above than below, are separated by small apertures, which are traversed by vessels. It prevents the separation of the two clavicles in the forced depression of the shoulder.

INTERCOSTAL, Intercosta'lis, from *inter*, 'between,' and *costa*, 'a rib.' *Mesopleur'rus*, *Mesopleur'rus*. That which is situate between the ribs. (F.) *Sous-costal*.

INTERCOSTAL ARTERIES vary in number. There is constantly, however, a *superior, Arteria Intercosta'lis superior* vel *Intercosta'lis subclavia*, which is given off from the posterior part of the subclavian, and which sends branches into the first two or three intercostal spaces; and, generally, eight or nine *inferior* or *aortic intercostals*. These arise from the lateral and posterior parts of the pectoral aorta, and ascend obliquely in front of the vertebral column, to gain the intercostal spaces, where they divide into a *dorsal* branch and an *intercostal*, properly so called.

INTERCOSTAL MUSCLES are distinguished into *internal*,—*interpleurocostaux* of Dumas,—and *external*. The former are inserted into the inner lip, the latter into the outer lip of the edge of the ribs. The fibres of the *external intercostals* are directed obliquely downwards and forwards; and those of the *internal* downwards and backwards. Both are inspiratory or expiratory muscles, according as they take their origin on the upper or lower rib. Some small, fleshy fibres, seen occasionally at the inner surface of the thorax, descending obliquely from one rib to another, have been called *Infracostales*.

INTERCOSTAL NERVE, Trisplanchnic nerve.

INTERCOSTAL NERVES, Branches souscostales, (Ch.) *Costal* or *Dorsal nerves*, proceed from the anterior branches of the dorsal nerves. They are twelve in number, and are distributed especially to the muscles of the parietes of the chest and abdomen.

INTERCOSTAL SPACE, Interval'um seu Interstit'ium intercosta'le, Mesopleur'rum, Mesopleur'rium, is the interval which separates one rib from that immediately above or below it.

INTERCOSTAL VEINS are distinguished like the arteries. The *right superior intercostal vein* is often wanting. When it exists, it opens into the back part of the subclavian. The same vein of the left side is very large. It communicates with the demi-azygos, receives the left bronchial vein, and opens into the corresponding subclavian. The *right inferior intercostal veins* open into the vena azygos; and those of the left into the demi-azygos.

INTERCURRENT, Intercur'rens, from *inter*, 'between,' and *currere*, 'to run.' Diseases are so called which supervene at different seasons of the year, or which cannot be considered as belonging to any particular season.—*Sydenham*. A disease is likewise so called which occurs in the course of another disease, as *Intercurrent Pneumonia*.

INTERCUTANEUS, Subcutaneous.

INTERDENTITIUM, from *inter*, 'between,' and *dens*, 'a tooth.' The interval between teeth of the same order.—*Linden*.

INTERDIGITAIRE, Interdigital.

INTERDIGITAL, Interdigita'lis, (F.) *Interdigitaire*, same etymon as the next. That which relates to the spaces between the fingers. *Interdigital space*, (F.) *Espace interdigitaire*, is used, also, for the commissure between the fingers.

INTERDIGIT'IUM, from *inter*, 'between,' and *digitus*, 'a finger.' A corn or wart, which grows between the fingers and toes, especially between the latter.—*Pliny*.

INTERÉPINEUX CERVICAUX, Interspinales colli.

INTERFEMINEUM, *Perinæum*, Vulva, Genital organs.

INTERFINIUM NARIUM, *Septum narium*.

INTERFORAMINEUM, *Perinæum*.

INTERITUS, Death.

INTERLOBULAR, *Interlobularis*, from *inter*, 'between,' and *lobulus*, 'a small lobe.' That which is between lobes,—as of the lungs.

INTERLOBULAR TISSUE, *Textum interlobulare*, *Ligamenta interlobularia pulmonum*. The cellular tissue between the pulmonary lobules.

INTERMAXILLARY. *Intermaxillaris*,—from *inter*, 'between,' and *maxilla*, 'a jaw.' That which is situate between the maxillary bones.

INTERMAXILLARY BONE, *Inci'sive*, *Palatina*, or *Labial bone*, is a bony portion, wedged in between the two superior maxillary bones, which supports the upper incisors. This bone is found in the mammalia; and, also, in the human fœtus.

INTERMÈDE, Excipient.

INTERMEDIA LIGAMENTALIA SEU NERVEA, *Inscriptiones tendinæ musculorum*.

INTERMEDIATE VASCULAR SYSTEM, Capillary system.

INTERMISSION, *Intermissio*, *Dialeipsis*, *Dialipsis*, *Tempus intercalare*, *Intervalum*, from *inter*, 'between,' and *mittere*, 'to put or send.' (F.) *Intermittence*. The interval which occurs between two paroxysms of an intermittent or other disease—during which the patient is almost in his natural state. There is said to be *intermission* of the pulse, when, in a given number of pulsations, one or more may be wanting.

INTERMITTENCE, *Intermissio*.

INTERMITTENT, *Intermittens*. Same etymon. That which has intermissions.

INTERMITTENT FEVER, *Febris intermittens*, *Dialeip'ya*, *Intermittens*, *An'etus*, *Ague*, *Ague and Fever*, *Paludal Fever*, *Periodic Fever*, (F.) *Fèvre intermittente*, *F. d'Accès*, *F. des marais*, *F. Périodique*, is a fever chiefly produced by marshy miasms, and consisting of paroxysms, with a complete state of apyrexia in the intervals. The chief types are the *Quotidian*, *Tertian*, and *Quartan*. The symptoms of intermittents are those of a decided and completely marked cold stage: (F.) *Stade de froid*, attended with paleness; collapse; impaired sensibility; and coldness, more or less diffused, followed by general rigors. After this occurs the hot stage; *Stade de la Chaleur*, the heat returning partially and irregularly, and at length, becoming universal, and much above the standard of health. The pulse is now hard and strong; tongue white; urine high-coloured; thirst considerable. At length, the sweating stage (F.) *Stade de Sueur*, makes its appearance; the moisture usually beginning on the forehead, face, and neck, and soon extending universally; the heat abating; thirst ceasing; the urine throwing down a sediment, and the functions being gradually restored to their wonted state. The tertian type is the most common, and the quartan the most severe. The quotidian more readily changes into a remittent and continued fever. The quartan has, generally, the longest cold stage, the tertian the longest hot. The exciting causes are marsh miasmata. Ague, also, occurs in districts where there are no marshy emanations. Such districts are, generally, of a volcanic na-

ture; farther we know not. When the disease has once attacked an individual it is apt to recur. The prognosis is, in general, favourable, as far as regards life; but long protracted intermittents are apt to induce visceral obstructions and engorgements, which may end in dropsy. In some countries, the disease is of a very pernicious character. The indications of treatment are, 1. To abate the violence of the paroxysm; and 2. To prevent its return. The first indication requires the adoption of the general principles and remedies required in ordinary fever. The second is the most important. The period of apyrexia is that for action. The means for fulfilling this indication are:—the use of emetics, purgatives, cinchona, quinia, &c., arsenic, and forcible impressions made on the mind of the patient.

INTERMUSCULAR, *Intermuscularis*, from *inter*, 'between,' and *musculus*, 'a muscle.' That which is placed between muscles.

INTERMUSCULAR APONEUROSES are aponeurotic laminae or septa, situate between muscles, to which they often give attachment.

INTERNAL, *Inner*, *Internus*. That which is placed on the inside. This epithet is given to parts that look towards an imaginary central plane, which divides the body into two equal and symmetrical portions, as well as to those which correspond with a cavity. Thus, we say the *inner surface of the arm or thigh*—the *inner surface of the skull*, &c.

INTERNAL DISEASES, *Morbi interni*, are those which occupy the inner parts of the body. Their investigation belongs to the physician; external diseases falling under the management of the surgeon.

INTERNODIA DIGITORUM MANUS, Phalanges of the fingers—i. *Digitorum pedis*, Phalanges of the toes.

INTERODIUM, *Mesogonium*, from *inter*, 'between,' and *nodus*, 'a knot.' The part of the fingers between the joints. A phalanx.

INTERNUNTII DIES, Critical days.

INTERNUS AURIS, *Tensor tympani*—i. *Mallei*, *Tensor tympani*.

INTEROSSEI PEDIS, *Métatarso-phalangien-latéral*, (Ch.) The number, arrangement, shape, and uses of these are the same as in the case of the preceding muscles. Four are *dorsal*, and three *plantar*; six belong to the three middle toes and one to the little toe. The great toe is devoid of them. As in the hand, they are distinguished, in each toe, into abductor and adductor.

INTEROSSEOUS, *Interosseus*. That which is situate between the bones; from *inter*, 'between,' and *os*, 'a bone.'

INTEROSSEOUS ARTERIES OF THE FOREARM AND HAND. Of these there are several. 1. The common *interosseous artery* arises from the posterior part of the ulnar, a little below the bicipital tuberosity of the radius; passes backwards and divides into two branches: the one called *anterior interosseous* descends vertically, anterior to the interosseous ligament; the other, called *posterior interosseous*, passes above that ligament, appears at its posterior part and divides into two great branches,—the *posterior recurrent radial* and the *posterior interosseous*, properly so called. In the hand,—1. The *dorsal metacarpal interosseous arteries* are given off by the *dorsalis carpi*, a division of the radial

artery. 2. The *Palmar interosseous arteries*, which arise from the convexity of the deep palmar arch, and give off the *middle interosseous arteries*. 3. The *dorsal interosseous of the index*, proceeding directly from the radial artery. In the foot, are distinguished—1. The *dorsal interosseous arteries*, three in number, which arise from the artery of the metatarsus, a branch of the *dorsalis tarsi*. 2. The *plantar interosseous arteries*, which are, also, three in number, and arise from the plantar arch.

INTEROSSEOUS LIG'AMENTS. Ligaments seated between certain bones, which they unite; such are the ligaments between the radius and ulna, and between the tibia and fibula.

INTEROSSEOUS MUSCLES. These occupy the spaces between the bones of the metacarpus and metatarsus; and, consequently, belong,—some to the hand, others to the foot.

INTEROSSEOUS NERVE is a branch, given off by the median nerve, which descends before the interosseous ligament, accompanying the artery of the same name.

INTEROSSEUS MANÛS, (F.) *Muscle interosseus de la main.*—*Métacarpo-phalangien-lateral suspalmaire et métacarpo-phalangien lateral, (Ch.)* These muscles are seven in number; two for each of the three middle fingers, and one for the little finger. Four are situate on the back of the hand, and three only in the palm. They are inserted into the metacarpal bones, and send a tendon to the tendon of the extensor communis. According to their office, they are, to each finger an *adductor* and an *abductor*. The *index* has a dorsal abductor and a palmar one. The *middle finger* has two dorsal muscles for adductor and abductor; the *ring finger* has a dorsal adductor and a palmar abductor; and the *little finger* has only one interosseous abductor, which is palmar. These muscles produce abduction and adduction of the fingers, which they can also extend, owing to their connexion with the extensor tendons.

INTEROSSEUS SECONDUS, Prior medii digiti—i. Quartus, Prior annularis.

INTEROSSEOUS VEINS have the same arrangement as the arteries.

INTEROSSEUX DE LA MAIN, Interosseus manûs.

INTERPELLA'TUS, (Morbus,) from *interpello*, 'I interrupt.' A term, by which Paracelsus designated those diseases whose progress is unequal, and paroxysms irregular.

INTERPLEVRO-COSTAUX, Intercostal muscles.

INTERPOLATUS, Intercalary.

INTERRUPTIO MENSTRUATIONIS, Amenorrhœa.

INTERSCAPULAR, Interscapula'ris, (inter, and scapula.) That which is between the shoulders; as the *interscapular region*. The *interscapular cavities, Cavitates interscapular'es*, are the depressions between the scapulae and spinous processes of the vertebræ.

INTERSCAPULIUM. The spine of the scapula.

INTERSECTIO, Decussation, Intersection.

INTERSEC'TION, Intersectio, Διακοπή, from *inter*, 'between,' and *seco*, 'I cut.' The point where two lines meet and cut each other. The name, *aponeurotic intersection*, is given to fibrous bands, which certain muscles present in

their length, and by which they seem interrupted. Aponeurotic intersections are found in the recti muscles of the abdomen; in the semi-membranosus, complexus, sterno-thyroideus, &c.

INTERSECTIONS TENDINEÆ MUSCULORUM, Inscriptiones tendineæ musculorum.

INTERSEPIMENTUM THORACIS, Mediastinum.

INTERSEPTA HORIZONTALIA PACCHIONI, Tentorium.

INTERSEP'TUM, from inter, 'between,' and septum, 'a partition.' *Cion, κίων.* The uvula; also, the septum narium. The diaphragm.

INTERSEPTUM NARIUM, Septum narium—i. Virginale, Hymen.

INTERSPINAL, Interspind'lis, from inter, 'between,' and spina, 'the spine.' That which is seated between the spinous processes.

INTERSPINAL LIG'AMENT, Membra'na interspinal'lis, (F.) Ligament interépineux. These occupy the intervals between the spinous processes in the back and loins. In the neck, they are replaced by the muscles of the same name. They prevent the too great flexion of the spine, and keep the spinous processes *in situ*.

INTERSPINALES COLLI, Spinal'es Colli minores, Spind'li, (F.) Interépineux-cervicaux, Intercervicaux, (Ch.) These are twelve in number, and occupy, in two parallel rows, the intervals between the spinous processes of the cervical vertebræ, from that of the atlas and vertebra dentata, to that between the last cervical and first dorsal vertebræ. They are flat, thin, and quadrilateral. These muscles contribute to the extension of the neck and to throwing the head backwards.

INTERSPINALES DORSI ET LUMBO'RUM; portions of the Transversaire-épineux, of Boyer, and the sacro-spinal of Chaussier. These muscles are of two kinds. The one (*Muscle grand épineux du dos, of Winslow*) representing fleshy bundles of different lengths, applied upon the lateral surfaces of the spinous processes, from the third dorsal vertebræ to the second lumbar. The other (*Muscle petit épineux du dos, Winslow*) covered by the preceding. They are situate on each side of the interspinal ligament, in the form of small, short flat bundles, which pass from one spinous process to the second, third or fourth above it. These muscles aid in extending the vertebral column; and incline it a little to one side, when they act on one side only.

INTERSTICE, Interstit'ium, Άρξωμα, from inter, 'between,' and sto, 'I stand.' Diastéma, Interval'um. Anatomists have given this name to the intervals between organs. The *iliac crest, crista ilii*, for example, has two lips and an interstice between them, which affords attachment to the lesser oblique muscle of the abdomen.

INTERSTICE, Pore.

INTERSTIT'IAL, Interstitia'lis, same etymology. Applied to that which occurs in the interstices of an organ,—as "*interstitial absorption*," "*interstitial pregnancy*," &c.

INTERSTITIUM, Interstice—i. Ciliare, Ciliary ligament—i. Intercostale, Intercostal space—i. Jugulare, Throat.

INTERTINCTUS, Discret.

INTERTRACHÉLIENS, *Intertransversales colli*.

INTERTRANSVERSAIRES DES LOMBES, *Intertransversales lumborum*.

INTERTRANSVERSALIS, *Intertransversarius*. That which is placed between the transverse process of the vertebrae.

INTERTRANSVERSALES COLLI, (F.) *Intertransversaires cervicæ*, *Intertrachéliens*, (Ch.) These are small, muscular bundles; quadrilateral; thin and flat; situate, in pairs, in the intervals between the transverse processes of the neck, except between the first and second, where there is only one. They are distinguished into *anterior* and *posterior*. The former are six in number; the latter five. These muscles bring the transverse processes of the neck nearer each other, and contribute to the lateral flexion of the neck.

INTERTRANSVERSALES LUMBORUM, *Musculi intertransversi lumborum*, (F.) *Intertransversaires des lombes*. These are almost entirely fleshy, and ten in number; five on each side. They are similar to the preceding in general arrangement; except that they are more marked, and not placed in two rows. Each intertransverse space contains only one. They are quadrilateral, and flat. The first occupies the space between the transverse processes of the first lumbar and last dorsal vertebra; and the last is between that of the fourth and fifth lumbar vertebrae. These muscles incline the lumbar region laterally; and straighten it when inclined to one side.

INTERTRIGO, Chafing—i. *Podicis*, Chafing.

INTERVAL, *LUCID*, see *Lucid*.

INTERVALLUM, *Intermission*, *Intersticium*.—i. *Intercostale*, *Intercostal space*.

INTERVENIUM, *Mesophlebium*.

INTERVERTEBRAL, *Intervertebralis*, (*inter*, and *vertebra*.) That which is situate between the vertebrae.

INTERVERTEBRAL CAR'TILAGES, *Intervertebralis fibro-cartilages*, *Ligamenta intervertebralia*. These organs are of a fibro-cartilaginous nature; sections of a cylinder; flexible; whitish; resisting; and situate between the bodies of the vertebrae,—from the space between the second and third as far as that between the last vertebra and sacrum. Their form is accommodated to that of the vertebra with which they are in connexion; so that, in the neck and loins, they are oval, whilst in the dorsal region they are nearly circular.

INTESTABILIS, *Castratus*.

INTESTATUS, *Castratus*.

INTESTIN, *Intestine*.

INTESTINAL, *Intestinalis*, from *intus*, 'within.' That which belongs to the intestines,—as *intestinal canal*, &c. Bordeu uses the term *Porus intestinalis* for a pulse, which he conceived to announce an approaching crisis by the intestines.

INTESTINAL JUICE, *Succus entericus*.

INTESTINAL TUBE OR TRACT, *Canalis seu Tractus intestinalis*. The canal formed by the intestines from the pyloric orifice of the stomach to the anus.

INTESTINE, *Intestinum*, *Enteron*, *Chorda*, *Gut*, *Nedya* (pl.), *Pan'tices* (pl.) *Boel'ti* (pl.), *Bowel*, (F.) *Intestin*, *Boyau*. A musculo-membranous canal, variously convoluted, which extends from the stomach to the anus, and is

situate in the abdominal cavity; the greater part of which it fills. In man, its length is six or eight times that of the body. It is divided into two principal portions, called *small intestine* and *large intestine*. The former, *Intestinum tenue*, *I. gracile*, (F.) *Intestin grêle*, constituting nearly four-fifths of the whole length, begins at the stomach and terminates in the right iliac region. It is divided into *duodenum*, *jejunum* and *ileum*. Some anatomists give the name *small intestine* to the two latter only; which are kept in place by the mesentery, and form a large *paquet*; occupying the umbilical and hypogastric regions, a part of the flanks, of the iliac regions, and of the cavity of the pelvis. It is composed of, 1. A serous membrane, which is peritoneal. 2. Of a muscular coat, whose fibres are very pale, and are placed, in part, longitudinally; but the greater part transversely. 3. Of a whitish, mucous membrane; villous, and forming folds or valves—*valvulae conniventes*—at its inner surface, and furnished with a considerable number of mucous follicles, called *glands of Lieberkühn*, (*Crypts or Follicles of Lieberkühn*), and Brunner, and, perhaps, those of Peyer may be added. The arteries of the small intestine proceed from the superior mesenteric; its veins open into the vena porta. Its nerves proceed from the superior mesenteric plexus. The great intestine, *Intestinum crassum*, *Megalocolia*, (F.) *Gros intestin*, forms a sequence to the small. It is much shorter, and is solidly attached in the regions of the abdomen which it occupies. It begins in the right iliac region; ascends along the right flank, till beneath the liver, when it crosses the upper part of the abdomen, descends into the left iliac fossa, and plunges into the pelvic cavity, to gain the anus. The great intestine is usually divided into three portions,—the *cæcum*, *colon* and *rectum*. It receives its arteries from the superior and inferior mesenterics. Its veins open into the vena porta. Its nerves are furnished by the mesenteric plexuses. Its lymphatic vessels, which are much less numerous than those of the small intestine, pass into the ganglions or glands seated between the different reflections of the peritoneum, which fix it to the abdominal parietes. The use of the intestines is,—in the *upper* part, to effect the chylication of the food and the absorption of the chyle;—in the *lower*, to serve as a reservoir, where the excrementitious portion of the food collects; and, also, as an excretory duct, which effects its expulsion.

INTESTINORUM LÆVITAS, *Lientery*.

INTESTINULA CEREBRI, *Anfractuositates (cerebralis)*—i. *Meibomii*, *Meibomius glands* of.

INTESTINULUM, *Funiculus umbilicalis*.

INTESTINUM CELLULATUM, *Colon*—i. *Circumvolutum*, *Ileon*—i. *Crassum*, *Colon*, see *Intestine*—i. *Gracile*, see *Intestine*—i. *Grande*, *Colon*—i. *Laxum*, *Colon*—i. *Majus*, *Colon*—i. *Medium*, *Mesentery*—i. *Plenum*, *Colon*—i. *Rectum*, *Rectum*—i. *Tenuis*, see *Intestine*.

INTIMUM UNGUIS, *Nail*, root of the.

INTONATIO INTESTINALIS, *Borborygminus*.

INTORSIO, *Distortion*.

INTOXICATIO, *Poisoning*—i. *Arsenicalis*,

Arsenicismus—i. Opiaca, Meconismus—i. Saturnina, Saturnismus.

INTOXICATION, Poisoning—i. des Mairs, see Miasm.

INTOXICATION SATURNINE. Lead poisoning. The aggregate of symptoms which present themselves prior to an attack of lead colic.—Tanquerel des Planches.

INTRA-PELVIO-TROCHANTÉRIEN, Obturator internus.

INTRICATURA, Decussation.

INTRIN'SIC, *Intrin'secus*; from *intra*, 'within,' and *secus*, 'towards.' Applied to the internal muscles of certain organs; as those of the ear, tongue, and larynx. Linnæus gave the name *Intrinseci* to internal diseases.

INTROITUS PELVIS, see Pelvis—i. Vagina, Rima vulvæ.

INTROMISSION, *Intromis'sio*; from *intro*, 'within,' and *mitto*, 'I send.' The act of introducing one body into another, as *Intromissio Penis*, (F.) *Intromission de la Verge*.

INTROSUSCEPTIO, Intussusceptio—i. Entropion, Entropion.

INTUBUM, Cichorium endivia—i. Erraticum, Cichorium intybus.

INTUMESCENCE, *Intumescen'tia*, *Onco'sis*, *Dionco'sis*, from *intumescere*, (*in* and *tu-mescere*), 'to swell.' Augmentation of size in a part or in the whole of the body. Sauvages uses the word *Intumescen'tia* for an order of diseases, in which he comprehends polysarcia, pneumatosis, anasarca, œdema, physconia, and pregnancy.

INTUMESCENTIA GANGLIFORMIS, Ganglion of Gasser—i. Lactea Mammarium, Sparganos—i. Lienis, Splenoncus—i. Semilunaris, Ganglion of Gasser.

INTUSSUSCEPTIO, from *intus*, 'within,' and *suscipio*, 'I receive.' *Introsuscep'tio*. In *physiology*;—the mode of increase peculiar to organized bodies. In *pathology*, like *Convolutus*, *Volvulus intestino'rum*, *Suscep'tio Intestino'rum*, *Chordap'sus*, *Enteroparisago'gê*, *Parisago'gê intestino'rum*, *Indigitatio*, *Tormentum* and *Invaginato*, it means the introduction of one part of the intestinal canal into another, which serves it as a sort of *vagina* or sheath. Generally, it is the upper part of the small intestine, which is received into the lower, when the intussusception is said to be *pro-gres'sive*. At times, however, it is *retrograde*. As the disease cannot be positively detected by the symptoms, it must be treated upon general principles. At times, the invaginated portion has separated and been voided per anum,—the patient recovering. The disease is, however, of a very dangerous character.

INTYBUM, Cichorium endivia.

INTYBUS HORTENSIS, Cichorium endivia.

INULA, see Inula helenium—i. Common, Inula helenium.

INULA DYSENTERICA. The systematic name of the Lesser *Inula*, *Conyza me'dia*, *Ar'nica Sueden'sis*, *Ar'nica pu'ria*, *Cuni'la mas'cula*, *Cony'za*, *Cuni'la'uo*, (F.) *Année antidysentérique*, *Herbe de Saint Roch*. *Nat. Ord.* Compositæ. This plant was once considered to possess great antidyenteric virtues. The whole plant is acrid and somewhat aromatic.

INULA HELENIUM. The systematic name of the *El'campane*, *En'ula camp'na*, *Ele'rium*,

Necta'rium, *Helini'um*, *Common Inula*, (F.) *Année*. The root, *Inula* (Ph. U. S.) was formerly in high esteem in dyspepsia, cachexia, pulmonary affections, &c. It is now scarcely used.

INULA, LESSER, Inula dysenterica.

INUNCTIO, Inunction, Liniment.

INUNCTION, *Inunctio*, *Perun'tio*, *Illit'io*, *Illit'us*, *Illit'io*, *Oblit'io*, *Chrisis*, *Catach'risis*, *Diach'risis*, *Epich'risis*, *Unctio*. A liniment. Also, the act of rubbing in. (F.) *Oncion*.

INUNDATIO, Depuration.

INUSTIO, Cauterization, Cauterium.

INUSTORIUM, Cauterium.

INVAGINATED, *Invaginat'us*, from *in*, and *vagina*, 'a sheath.' Applied to a part, which is received into another, as into a sheath.

The *invaginated* or *slit and tail bandage* is one in which strips or tails pass through appropriate slits or button holes.

INVAGINATIO, Intussusceptio.

INVALETUDO, Infirmitas.

INVALID, Valetudinary.

INVALIDUS, Valetudinary.

INVASIO, Arche, Attack, Paroxysm.

INVERMINATION, Helminthiasis.

INVERSIO PALPEBRARUM, Entropion—i. Uteri, Hysteroptosis, Uterus, inversion of the.

INVERSION DE LA MATRICE, Uterus, inversion of the.

INVERTENTIA, Absorbents, Antacids.

INVESTITURA FUNICULI UMBILICALIS, see Funiculus umbilicalis.

INVETERATUS, Chronic.

INVISCIANTIA, Incrassantia.

INVISCIATIO OCULI. A morbid adhesion of the eyelids to each other, or to the globe of the eye. Also, gluing together of the eyelids by a viscid secretion.

INVOLUCRUM, *Involumentum*, from *involvere*, 'to fold in.' A covering; hence *Involucra cerebri*, the membranes of the brain. *Involucra nervorum*, the sheaths of the nerves.

INVOLUCRUM CORDIS, Pericardium—i. Corporis commune, Integument—i. Linguae, see Tongue—i. Membranaceum, Decidua reflexa—i. Nervorum, Neurilema—i. Reti comparatum, Retina.

INVOLUMENTUM, Involucrum.

INVOLVENTIA, Demulcents.

IODE, Iodine.

IODES, Æruginous.

IODIDE OF AMMONIUM, see Iodine—i. of Arsenic, see Iodine—i. of Iron, see Iodine—i. of Lead, see Iodine—i. of Potassium, see Iodine—i. of Quinine, see Iodine—i. of Starch, see Iodine—i. of Sulphur, see Iodine—i. of Zinc, see Iodine.

IODIDUM AMYLI, see Iodine—i. Hydrargyricum, see Iodine—i. Hydrargyrosium, see Iodine—i. Plumbi, see Iodine—i. Sulphuris, see Iodine.

IODINE, *Io'dina*, *Io'dinum*, *Iodin'um*, *Io'dum*, *Io'dium*, *Io'nium*, *Io'num*, (F.) *Iode*; from *iodine*, *violat'ceus*, 'of a violet colour,' so called from the violet flavour it exhales when volatilized. It is contained in the mother waters of certain fuci, and is obtained by pouring an excess of concentrated sulphuric acid on the water obtained by burning different fuci, lixiviating the ashes and concentrating the liquor. The mixture is placed

in a retort to which a receiver is attached, and is boiled. The iodine passes over and is condensed. It is solid, in the form of plates; of a bluish gray colour, of a metallic brightness, and smell similar to that of the chloride of sulphur. Its sp. gr. is, 4.946. When heated, it becomes volatilized, and affords the vapour which characterizes it. With oxygen it forms the *Iodic* acid, and with hydrogen the *Hydriodic*. The tincture of iodine and the iodides have been employed with great success in the treatment of goitre and of some scrofulous affections. It must be administered in a very small dose and for a long period. It is said to be apt, however, to induce cholera morbus, signs of great nervous irritability and emaciation of the mammæ. When these symptoms, collectively termed *Iodism*, *Iodo'sis*, and *Iodim'ia*, are urgent, the dose may be diminished, or it may be wholly discontinued, and afterwards resumed.

Various preparations of Iodine are employed in medicine; as the *Iodide of Iron* (*Ferri Iodidum*, *F. Ioduretum*); (*F.*) *Iodure du fer*, which is sorbafacient and tonic, in the dose of 3 or 4 grains; the *Protiodide of Mercury*, (*Hydrargyri Proto-Ioduretum*, *H. Iodidum*, *Hydrargyrum Ioda'tum flavum*, *H. Iodula'tum*, *H. Ioda'tum*, *Iodidum Hydrargyro'sum*, *Hydrargyri Proto-Iodidum*), sorbafacient and antisyphilitic in the dose of 1-12th of a grain; the *Deuti'odide of Mercury*, (*Hydrargyri Deuto-Ioduretum*, *H. Iodidum rubrum*, *Hydrargyrum Ioda'tum rubrum*, *H. Perioda'tum*, *Iodidum Hydrargyricum*, *Biniodide of Mercury*), with similar virtues, in the dose of 1.16th of a grain; the *Iodide of Starch*, (*Iodidum vel Ioduretum Amyli*, *Am'ylum Ioda'tum*), a weaker preparation than the usual forms of iodine; the *Iodide of Qui'nia*, (*Iodidum Qui'niæ*), used in scrofulous cases, where iodine and tonics are indicated; the *Iodide of Lead*, (*Plumbi Iodidum*, *P. Ioduretum*, (*F.*) *Iodure de plomb*), used externally in strumous swellings; the *Iodide of Potassium*, (in solution *Hydriodate of Potassa*), see *Potassæ Hydriodas*;—the *Iodo-hydrargyrate of Potassium*, (*Potas'sii Iodo-hydrargyras*, *P. Hydrargyro-iodidum*), made by adding 8 grains of iodide of potassium, dissolved in 10 or 15 minims of water, to 11 grains of the deutiodide of mercury,—the properties of which are like those of the iodides of mercury; the *Iodide of Sulphur*, (*Ioduretum Sulphuris*, *Sulphuris Iodidum*, *Sulphur Ioda'tum*), used externally in cutaneous diseases, (gr. x. to cerate \mathfrak{z} .) and the *Iodide of Zinc*, (*Zinci Iodidum*, *Z. Ioda'tum*), externally (\mathfrak{z} .) to lard \mathfrak{z} .); the *Iodide of Ammonium*, (*Iodidum*, see *Ioduretum Ammonia*, *Hydriodate of Ammonia*, used in lepra, psoriasis, &c., in the form of ointment, (\mathfrak{z} .)— \mathfrak{z} ad adipis \mathfrak{z} ;) and the *Iodide of Arsenic*, (*Arsenic'i Iodidum*), given internally in similar affections, gr. 1-10th three times a day; or used externally, (gr. iij ad adipis \mathfrak{z} .)

IODINIA, see Iodine.

IODINIUM, Iodine.

IODINUM, Iodine.

IODISM, see Iodine.

IODIUM, Iodine.

IODOFORM, *Iodoform*, (*F.*) *Iodoforme*, so called from its analogy to chloroform. It is obtained by the reaction on each other of iodine, bicarbonate of potassa, water and alcohol.

It is in crystalline plates of a beautiful citrine colour; and may be given in the same cases as the other preparations of iodine. Dose, one grain three times a day.

IODOHYDRARGYRATE OF POTASSIUM, see Iodine.

IODOSIS, see Iodine.

IODUM, Iodine.

IODURETUM AMMONIÆ, see Iodine—i. Amyli, see Iodine—i. Sulphuris, see Iodine.

IODYMUS, Dicephalus.

ION, Viola.

IONIA, Teucrium chamæpitys.

IONIDIUM MARCUCCI, *Cinchonchulli*—a South American plant. *Sex. Syst.* Pentandria Monogynia; *Nat. Ord.* Violariæ; said to be extremely efficacious in the Mal de San Lazaro of Columbia.

IONIUM, Iodine.

IONTA, see Excretion.

ION'THUS, *Varus*, *Violet Eruption*, from *ion*, 'the violet,' and *anthos*, 'a flower,' or *orbos*, 'foulness.' An unsuppurative, tubercular tumour; stationary; chiefly on the face. A genus in the class *Hematiacæ*, order *Phlogotica* of Good.

ION'THUS CORYMBIFER, Gutta rosea—i. *Varus*, *Acne*.

IONUM, Iodine.

IOTACIS'MUS, from the Greek letter *Iota*. Defective articulation,—the patient not being able to pronounce the palatals *j* and *g* soft.

IPECAC, Apocynum androsæmifolium, Euphorbia corollata, Gillenia trifoliata, Ipecacuanha, Triosteum.

IPECACUAN'HA. In common parlance, often abridged to *Ipecac*. The pharmacopœial name of the *Cepha'lis ipecacuan'ha*, *Calli-coc'ca ipecacuan'ha*, *Cagosanga*, *Ipsacuan'ha* root, *Ipecacuan'ha radix*, *Radix Brazilian'sis*. *Nat. Ord.* Cinchonacæ. It is also obtained from the *Psychotria emetica* of Peru. The odour of the root—*Ipecacuanha*, (Ph. U. S.)—is faint and peculiar; taste bitter, subacid and mucilaginous; both water and alcohol extract its virtues, which depend on a peculiar principle, called *Emet'ia*. It is emetic in large doses; sudorific in smaller. *Dose*, as an emetic, gr. xx to xxx,—alone, or united with tartarized antimony, gr. i to ij.

IPECACUANHA, Euphorbia corollata—i. *Bastard*, *Triosteum perfoliatum*—i. *Blanc de l'Île de France*, *Asclepias asthmatica*—i. *Blanc de St. Domingue*, *Asclepias curassavica*—i. of the Isle of France, *Cynanchum vomitorium*.

IPECACUAN'HA, WHITE, is obtained from different species of *Richardsonia* and *Ionidium*. *Viola ipecacuan'ha* also affords it. It is weaker than the gray.

IPO, Úpas.

IPOMŒA JALAPA, *Convolvulus jalapa*.

IRA, Rage.

IRACUNDUS, *Rectus externus oculi*.

IRALGIA; *Ireal'gia*, *Iridal'gia*, from *iris*, 'the iris,' and *algos*, 'pain.' Pain in the iris.

IRASCIBLE, *Rectus externus oculi*.

IREALGIA, Iralgia.

IREONCION, Iriancistron.

IRIANCIS'TRON, *Iridancist'ron*, *Ireon'cion*, from *iris*, and *αγκιστρον*, 'a hook.' A hooked instrument, used by Schlagintweit in the formation of an artificial pupil.

IRIDÆA EDULIS. One of the Algæ, eaten in Scotland and the south-west of England.

IRIDALGIA, Iralgia.

IRIDANCISTRON, Iriancistron.

IRIDAUXE/SIS, from *Iris*, *Iridis*, and αυξησις, 'augmentation;' *Staphylo'ma Iridis*, *Staphylo'ma U'væ*, *Iridonco'sis*, *Lymphon'cus Iridis*. Exudation of fibrin into the tissue of the iris.

IRIDECTOMEDIALYSIS, see Coretomia.

IRIDECTOMIA, Coretomia.

IRIDENCLEISIS, see Coretomia.

IRIDENCLEISMUS, see Coretomia.

IRIDERE'MIA, from *iris*, and *ρημις*, 'deprived of;' *Iridostere'sis*. Absence of iris, either apparent or real.

IRIDOCELE, Ptois iridis.

IRIDOCOLOBOMA, Coloboma iridis.

IRIDODIALYSIS, Coretomia.

IRIDOMALACIA, from *iris*, 'the iris,' and μαλακίαι, 'softness.' Mollescence or softening of the iris.

IRIDOMELANO'MA, *Iridomelano'sis*, from *iris*, 'the iris,' and *μελανειναι*, 'to colour black.' The deposition of black matter on the tissue of the iris.

IRIDONCO'SIS, *Iridon'cus*, *Hyperonco'sis Iridis*, from *iris*, 'the iris,' and *ογκος*, 'a swelling.' Tumefaction or thickening of the iris. Also, *Iridauxesis*.

IRIDONCUS, Iridoncosis.

IRIDOPERIPHAKI'TIS, from *iris*, 'the iris,' *περι*, 'around,' and *phacitis*, inflammation of the lens. Inflammation of the anterior hemisphere of the capsule of the lens.

IRIDOPTOSIS, Ptois iridis.

IRIDORRHAGAS, *Iridorrh'o'gê*, *Iridorrh'o'z*, *Iridoschis'ma*, *Fissu'ra Iridis*, from *iris*, 'iris,' and *ρρηξις*, 'a fissure.' Fissure of the iris.

IRIDORRHOGE, Iridorrhagas.

IRIDORRHOX, Iridorrhagas.

IRIDOSCHISMA, Iridorrhagas.

IRIDOSTERESIS, Irideremia.

IRIDOTENCLEISIS, Coretomia.

IRIDOTOMIA, Coretomia.

IRIDOTROMUS, Hippus.

IRIS, *iris*, *Grammê*. So called from its resembling the rainbow in variety of colours. A membrane, stretched vertically at the anterior part of the eye, in the midst of the aqueous humour, in which it forms a kind of circular, flat partition, separating the anterior from the posterior chamber. It is perforated by a circular opening called the *pupil*, which is constantly varying its dimensions, owing to the varying contractions of the fibres of the iris. Its posterior surface has been called *uvea*, from the thick, black varnish which covers it. The greater circumference of the iris is adherent to the ciliary processes and circle. It has an external plane of radiated fibres and an internal one of circular fibres, which serve—the one to dilate, the other to contract the aperture of the pupil. The iris receives the irian nerves. Its arteries are furnished by the long ciliary arteries, which form two circles by their anastomoses; the one very broad, near the great circumference; the other, smaller, and seated around the circumference of the pupil. The veins of the iris empty themselves into the *Vasa vorticosa*, and into the long ciliary veins. The use of the iris seems to be,—to regulate by its dilatation or contraction, the quantity of luminous rays necessary for distinct vision. The different colours of the iris occasion the variety in the colours of the human eye.

IRIS, see Herpes Iris—i. Common, I. Germanica—i. Commun, I. Germanica—i. de Florence, I. Florentina.

IRIS FLORENTINA, *Florentine iris* or *orris*, (F.) *Iris de Florence*. The rhizoma of this plant is extremely acrid in its recent state; and, when chewed, excites a pungent heat in the mouth, that continues for several hours. When dried, the acrimony is lost, or nearly so, and the smell is very agreeable. It is indebted to its agreeable flavour for its retention in the pharmacopœias, although it is ranked as an expectorant.

IRIS FŒTIDISSIMA, *Spath'ula fœtida*, *Xyris*, *Stinking iris*, (F.) *Iris puant*, *Glazeul puant*. The root has been esteemed antispasmodic and narcotic.

IRIS GERMANICA. The systematic name of the *Flower-de-Luce*, *Iris nostras*, *Aier'sa*, *Iris vulgaris*, *Commun iris* or *orris*, *Gladi'olus cœruleus*, (F.) *Iris commun*, *Flambe*. The fresh roots have a disagreeable smell and an acrid, nauseous taste. They are powerfully cathartic, and are given in dropsies, where such remedies are indicated.

IRIS DES MARAIS, I. pseudacorus—i. Nostras, I. Germanica—i. Palustris, I. pseudacorus.

IRIS PSEUDACORUS. The systematic name of the *Yellow water-flag*, *Iris palus'tris*, *Gladi'olus luteus*, *Ac'orus vulgaris*, *Ac'orus adulteri'nus*, *Pseudac'orus*, *Bu'tomon*, *Ac'orus palus'tris*, (F.) *Iris des marais*, *Faux acore*, *Flambe bâtard*, *Acore bâtard*. The root has an acrid, styptic taste. It is an errhine, sialogogue, and acrid astringent. The expressed juice is diuretic, and said to be a useful application to serpiginous and other cutaneous affections. Rubbed on the gums, or chewed, it is said to cure toothache.

IRIS PUANT, I. fœtidissima—i. Stinking, I. fœtidissima.

IRIS VERSICOLOR, *Blue flag*. The rhizoma of this is an active cathartic, and has been much used, as such, by the American Indians. It is reputed to be diuretic.

IRIS VULGARIS, I. Germanica.

IRISITIS, Iritis.

IRITIS, *Inflammation of the iris*, *Inflammatio Iridis*, *Iris'itis*. The chief symptoms are;—change in the colour of the iris; fibres less movable; tooth-like processes shooting into the pupil; pupil irregularly contracted, with the ordinary signs of inflammation of the eye. If the inflammation do not yield, suppuration takes place; and, although the matter may be absorbed, the iris remains immovable. It is often caused by syphilis. The general principles of treatment are, to deplete largely and exhibit mercury freely; along with attention to other means advisable in ophthalmia. The free use of quinia is sometimes serviceable. When the inflammation is seated in the serous covering of the iris, it is termed *Iritis serosa*.

IRON, Ferrum—i. Acetate of, Ferri acetas—i. Ammoniated, Ferrum ammoniatum—i. Ammonio-citrate of, Ferri ammonio-citras—i. Ammonio-chloride of, Ferrum ammoniatum—i. Ammonio-tartrate of, Ferri ammonio-tartaras—i. and Ammonia, citrate of, Ferri ammonio-citras—i. Bromide of, see Bromine—i. Carbonate of, saccharine, Ferri proto-carbonas—i. Carburet of, Graphites—i. Black oxide of, Oxydum ferri

nigrum—i. Citrate of, Ferri citras—i. Ferrocyanuret of, Prussian blue—i. Ferroproussiate of, Prussian blue—i. Filings, purified, Ferri limatura purificata—i. Hydrated oxide of, Ferrum oxydatum hydratum—i. Hydrated peroxide of, Ferrum oxydatum hydratum—i. Hydrated tritoxide of, Ferrum oxydatum hydratum—i. Hydriodate of, Ferri iodidum—i. Hydro-oxide of, Ferrum oxydatum hydratum—i. Iodide of, see Iodine—i. Iodide of, Ferri iodidum—i. Ioduret of, Ferri iodidum—i. Lactate of, Ferri lactas—i. Liquor, Ferri acetas—i. Peroxide of, Ferri subcarbonas—i. Phosphate of, Ferri phosphas—i. Pills of, compound, Pillulæ ferri composita—i. Protocarbonate of, Ferri protocarbonas—i. Protoxide of, lactate of, Ferri lactas—i. Pyrites, Ferri sulphuretum—i. and Quinia, citrate of, Ferri et Quiniæ citras—i. Sesquinitrate of, Solution of, see Tinctura ferri muriatis—i. Sesquioxide of, Ferri subcarbonas—i. Sulphate of, Ferri sulphas—i. Sulphuret of, Ferri sulphuretum—i. Tartarized, Ferrum tartarizatum—i. Tritro-hydro-ferrrocyanate of, Prussian blue—i. and Potass, tartrate of, Ferrum tartarizatum.

IRREDUCIBLE, (F.) Irreducible. An epithet given to fractures, luxations, herniæ, &c., when they cannot be reduced.

IRREDUCIBLE, Irreducible.

IRREGULAR, Irregularis, Anomalous; from *im*, 'privative,' and *regula*, 'a rule.' A term chiefly applied to the types of a disease; and, also, to the pulse, when its beats are separated by unequal intervals.

IRREPTIO, Attack.

IRRIGATION, Irrigatio, Embrocatio, Irroratio: 'the act of watering or moistening.' The methodical application of water to an affected part, to keep it constantly wet.

IRRITABILITAS, Irritability—i. Morbosa, see Subsultus tendinum—i. Vesicæ, Cysterethismus.

IRRITABILITY, Irritabilitas, from *irrito*, (*in*, 'privative,' and *ritus*, 'the usual manner,') (?) 'I provoke.' *Vis irritabilitatis, Vis Vitæ, Vis insita* of Haller, *Vis vitalis*, of Gorter, *Oscillatio* of Boerhaave, *Tonic power* of Stahl, *Vita propria, Inherent power, Contractility, Excitability, Incitability*, &c. A power, possessed by all living, organized bodies, of being acted upon by certain stimuli, and of moving responsive to stimulation. It is the ultimate vital property.

IRRITABLE, Irritabilis. That which is endowed with irritability. Every living organized tissue is irritable; that is, capable of feeling an appropriate stimulus, and of moving responsive to such stimulus. Irritable is often used in the same sense as *impressible*, as when we speak of an irritable person, or habit, or temper. This last condition has been variously termed—*Debilis nervosa, D. Ercthis'ica, Hypercinesia nervosa, Neurasthenia, Neurosthenia, Sensibilitas anomala, S. Morbosa, S. aucta.*

IRRITAMEN, Irritant, Stimulus.

IRRITAMENTUM, Erethism, Irritant, Stimulus—i. Metallicum, Galvanism.

IRRITANT, Irritans, Irritantman, Irritamentum. That which causes irritation or pain, heat and tension; either *mechanically*, as punctures, acupuncture, or scarification; *chemically*,

as the alkaliæ, acids, &c.; or in a *specific manner*, as cantharides, &c.

Irritants are of great use in the treatment of disease.

IRRITATING POISON, see Poison.

IRRITATIO, Erethism, Gargale, Irritation.

IRRITATION, Irritatio, Erethis'mus. The

state of a tissue or organ, in which there is excess of vital movement; commonly manifested by increase of the circulation and sensibility. Broussais defines 'irritation to be;—the condition of an organ, the excitation of which is carried to so high a degree, that the equilibrium resulting from the balance of all the functions is broken. In this signification, he also uses the word *sur-irritation*, which he considered as a higher degree, and as the essential cause of fever. Irritation is the precursor of inflammation.

IRRITATION, MORBID, Constitutional irritation, is that excitement which occurs after injuries done to the body, or to any part thereof;—constituting cases of *diseased sympathy*.

IRRORIATIO, Irrigation.

IS, Fibre.

ISATIS TINCTORIA, Wood, Pastel. A European plant, whose leaves have a fugitive pungent smell, and an acrid durable taste. They are not used, however, in medicine at the present day; but are the source of the dye-stuff, *wood*.

ISCA, Boletus ignarius.

ISCHEMIA, from *ισχω*, 'I retain,' and *αιμα*, 'blood.' Morbid retention or suppression of an habitual flux of blood, as of the hemorrhoidal or menstrual flux or of epistaxis. See *Hæmatostatica*.

ISCHE'MON, Ischa'mum. Same etymon. A medicine which restrains or stops bleeding.

IS'CHESIS, from *ισχω*, 'to retain.' Suppression or retention of a discharge or secretion.

ISCHIA, MINERAL WATERS OF. In this volcanic isle, five miles from Naples, there are several thermal waters, one of which—that of Gurgitello—raises the thermometer of Fahr. to 167°.

ISCHIACUS, Ischiatic.

ISCHIADICUS MORBUS, Neuralgia femoropoplitea—i. Nervus, Sciatic nerve.

ISCHIADOCELE, Ischiocele.

ISCHIAGRA, Is'chias, Ischial'gia, from *ισχιον*, 'the haunch,' and *αγγρα*, 'a seizure.' A name given to ischiatic gout. *Femoro-popliteal neuralgia* has, also, been so called.

ISCHIALGIA, Ischiagra—i. Neuralgia femoro-poplitea.

ISCHIAS, Ischiagra—i. Nervosa Antica, Neuralgia femoro-pretibialis—i. Nervosa Cotunnii, Neuralgia femoro-poplitea—i. Nervosa digitalis, Neuralgia cubito-digitalis—i. Nervosa postica, Neuralgia femoro-poplitea—i. à Sparganosi, Phlegmatia dolens.

ISCHIAT'IC, Ischial'ic, Ischiat'icus, Ischiad'icus, Ischiacus, Sciatic, from *ισχιον*, 'the haunch;' whence the word *Sciatic*. An epithet given to parts connected with the ischium. The **SCIATIC NOTCHES, (F.) Echaerures Ischiaticques,** are formed by this bone; the **ISCHIATIC SPINE** belongs to it, and gives attachment to the small sacrosciatic ligament. The **TUBEROSITY OF THE ISCHIUM, Os sedentarium, Tuber Ischii, (F.) Tuberosité sciatique,** is formed by it. It receives the insertions of different muscles of

the thigh, and forms the projection on which the body rests when seated.

ISCHIATIC ARTERY, *Sciatic Artery*, (F.) *Artère Fémoro-Poplitée* (Ch.) arises singly from the hypogastric, or with the gluteal; and seems to be really a continuation of the trunk of the hypogastric. It issues from the pelvis, at the lower part of the great sciatic notch; and, afterwards, divides into a considerable number of branches, which are distributed particularly to the posterior and superior region of the thigh.

ISCHIATIC REGION, *Sciatic region*; *Regio ischiadica*. The region of the hip.

ISCHIATIC VEIN presents the same arrangement.

ISCHIATICUS, Sciatic.

ISCHIATOCELE, Ischiocele.

ISCHIDROSIS, *Sudo'ris suppressio*, *Oligid'ria*, from *ισχω*, 'I restrain,' and *ιδρωσ*, 'sweat.' Suppression of perspiration.

ISCHIOBLENNIA, *Ischoblen'nia*, from *ισχω*, 'I restrain,' and *βλενω*, 'mucus.' The suppression of a morbid but habitual discharge of mucus.

ISCHIO-CAVERNOSUS. Belonging to the ischium and corpus cavernosum.

ISCHIO-CAVERNOSUS MUSCLE, *Collateralis*, *Director penis*, *Erector penis*, *Sustentator Penis*, *Ischio-urethral* (Ch.) is a small, long, flat muscle, which surrounds the origin of the corpus cavernosum. It is fixed below to the inner side of the tuberosity of the ischium, and above to the root of the penis, where it is confounded with the fibrous membrane of the corpus cavernosum. It draws the root of the penis downwards and backwards.

ISCHIO-CAVERNOSUS of the female, *Erector clitoridis*, *Sustentator clitoridis*, *Superior rotundus clitoridis*, (F.) *Ischio-clitoridian*, *Ischio sous-clitorien*, (Ch.), is arranged nearly as in the male, but is less bulky. It arises, by aponeurosis, from the tuberosity of the ischium, and terminates by embracing the corpus cavernosum of the clitoris, to the erection of which it appears to contribute.

ISCHIOCELE, *Ischiatocele*, *Ischiadocele*, *Hernia ischiadica*; from *ισχιον*, 'the ischium,' and *κηλη*, 'tumour.' *Ischiatic hernia*. One in which the viscera issue by the great sciatic notch. It is a rare disease. The protruded parts must be reduced—the patient being placed in a favourable position, and they must be retained by a bandage.

ISCHIO-CLITORIANUS. That which is connected with the ischium and clitoris.

ISCHIO-CLITORIAN ARTERY of Chaussier is a division of the internal pudic, which furnishes the two arteries of the clitoris—the *superficial* and *deep-seated*.

ISCHIO-CLITORIAN NERVE, of the same professor, is the superior branch of the pudic nerve, which is distributed to the clitoris.

ISCHIO-CLITORIDIAN, *Ischio-cavernosus*—i. *Coccygeus*, *Coccygeus*—i. *Cyrti-tibial*, *Semi-tendinosus*—i. *Femoralis*, *Adductor magnus*—i. *Fémoro-péronier*, *Biceps flexor cruris*—i. *Périneal*, *Transversus perinæi*—i. *Popliti-fémoral*, *Semi-membranosus*—i. *Popliti-tibial*, *Semi-membranosus*—i. *Pré-tibial*, *Semi-tendinosus*—i. *Sous-Clitorien*, *Ischio-cavernosus*—i. *Sous-trochantérien*, *Quadratus femoris*—i. *Spini-trochantérien*, *Ischio-trochanterianus*—i. *Uréthral*, *Ischio-cavernosus*.

IS'CHION, *Ischium*, *Os ischii*, *Os coxæ' dicitis*, *Hip bone*, *Seat bone*, (F.) *Os de l'assiette*. The lowermost of the three portions which compose the os innominatum in the fœtus and young individual. The inferior region of the same bone has, also, been called *ischium*, in the adult. According to Hesychius, the ancients designated by the word *ischion*, the capsular ligament of the coxo-femoral articulation, as well as the articulation itself. Some derive the word from *ισχίς*, the lumbar region; others from the verb *ισχω*, 'I arrest,' 'I retain;'—because that bone serves as a base or support for the trunk, when we are seated.

ISCHION, Haunch.

ISCHIOP'AGES, from *Ischion*, and *παγω*, 'I fasten.' A monstrous union of two fœtuses, in which they are attached to each other by the ischia.—Geoffroy St. Hilaire. See *Hypogastrodymus*.

ISCHIOPHTHISIS, *Tabes coxæ'ria*, *Phthisis ischiadica*, from *ισχιον*, 'ischium,' and *phthisis*. Phthisis in consequence of suppuration of the hip joint.

ISCHIO-PROSTATICUS. Winslow, Santorini, Albinus, and Sömmering, have given this name to the fibres of the transversus perinæi muscle, which go towards the prostate.

ISCHIO-RECTAL FOSSA, Perineal fossa.

ISCHIOSIS, Neuralgia femoro poplitæa.

ISCHIO-TROCHANTERIANUS, *Gemini*, *Gemellus*. Part of the *Marsupialis* of Cowper; *Carneum Marsupium*, *Ischio-spini-trochantérien*, *Secundus et tertius quadrigeminus*, (F.) *Muscle cannelé*, *Accessoire à l'obturateur interne*. Two small, fleshy bundles, long and flat, which arise,—the superior on the outside of the sciatic spine; the inferior behind the tuberosity of the ischium. Both pass horizontally outwards, and are attached to the tendon of the obturator internus, which they accompany into the fossa of the trochanter. These muscles are rotators of the lower limb outwards. They can, also, turn the pelvis on the femur, in standing on one foot.

ISCHL, MINERAL WATERS OF. These springs, which are in Upper Austria, contain iodine and bromine.

ISCHNOPHONIA, from *ισχυος*, 'slender,' and *φωνη*, 'voice.' Slenderness of voice.—Hippocrates, Galen.

ISCHNOTES, Emaciation.

ISCHO, *ισχω*, 'I keep back,' 'I restrain,' 'I hold firm.' Hence:

ISCHOBLENNIA, *Ischioblennia*.

ISCHOCENOSIS, from *ισχω*, 'I arrest,' and *κενωσις*, 'evacuation.' Retention or suppression of a natural evacuation—as of the menses.

ISCHOCOLIA, from *ισχω*, 'I arrest,' and *χολη*, 'bile.' *Retentio bilis*. Retention or suppression of the biliary secretion.

ISCHOCOILIA, Constipation.

ISCHOCOPRIA, Constipation.

ISCHOGALACTIA, *Retentio lactis*, from *ισχω*, and *γαλα*, 'milk.' Want of milk in the mammae.

ISCHOLOCHIA, or *Ischolochia*, *Lochioschesis*, *Suppressio lochiorum*, from *ισχω*, 'I restrain,' and *λοχεια*, 'the lochial discharge.' *Retentio lochiorum*. Suppression of the lochial discharge.

ISCHOMENIA, Amenorrhœa.

ISCHONEURALGIA, Neuralgia femoro-poplitæa.

ISCHOPHONIA, Balbuties.

ISCHOSPERMIA, from *ισχω*, 'I retain,' and *σπέρμα*, 'sperm.' *Semini's retentio*. Retention or suppression of the spermatie secretion.

ISCHURÆTIC, *Ischuræticum*. Same etymon as the next. A medicine for relieving suppression of urine. A diuretic.

ISCHURIA, *Uri'nae suppressio*, *Stoppage of urine*, *Suppressio lotii*, *Paru'ria retentio'nis*; from *ισχω*, 'I arrest,' 'I retain,' and *ουρα*, 'urine.' Impossibility of discharging the urine. Generally restricted to suppression of the secretion, or to renal Ischuria or *Anu'ria*, *Anu're'sis*.

Ischuria Vera is that in which the urine having accumulated in the bladder, the patient is unable to pass it, notwithstanding the inclination which constantly distresses him. In *False ischuria*, *Paru'ria inops*, *Paru'ria retentio'nis renalis*, *Ischuria notha seu spu'ria*, of some, (F.) *Suppression d'Urine*, owing to some disease of the kidney or uterus, the urine cannot reach the bladder.

Ischuria has likewise received various other names, according to the seat and character of the obstacle which opposes the exit of the urine: hence the expressions—*Renal*, *Ureteric*, *Vesical*, *Urethral*, and *Calculous Ischuria*. *Vesical Ischuria* is synonymous with Retention of urine, which see.

ISCHURIA CYSTO-PHLEGMATICA, Cystirrhœa—i. Phimosica, see Phimosicus—i. Spasmodica, Cystospasmus—i. Spuria, see Ischuria—i. Urethralis à phimosi, see Phimosicus—i. Vera, see Ischuria—i. Vesicalis, Retention of urine.

ISINGLASS, Ichthyocolla.

ISIR, Elixir.

ISIS NOBLIS, see Coral.

ISLE OF WIGHT, CLIMATE OF. This beautiful island is a favourable summer retreat for invalids. Undercliff is the situation chosen as a winter residence for phthical valetudinarians. Cowes, Niton, Sandown, Shanklin, and Ryde, are delightful summer residences.

ISOCHRONOUS, *Isch'ronus*, *Isochron'ius*, *Iso'd'romus*, from *ισος*, 'equal,' *χρονος*, 'time.' That which takes place in the same time, or in equal times. The pulsations of the arteries, in various parts of the body, are nearly isochronous.

ISOCHRYSON, *Auro compar*; from *ισος*, 'equal,' and *χρυσος*, 'gold.' A collyrium, described by Galen as worth its weight in gold. Libavius has also given this name to an amalgam, made with equal parts of antimony and mercury.

ISOC'RATES; from *ισος*, 'equal,' and *μερωνη*, 'I mix.' A mixture of equal parts of wine and water.—Hippocrates.

ISODROMUS, Isochronous.

ISOLUSINE, see Polygala senega.

ISOMERIC, *Isomer'icus*, *Isom'erus*, *Isom'a'rus*, *Isom'orus*, from *ισος*, 'equal,' and *μερος*, 'part.' An epithet applied to different bodies which agree in composition, but differ in properties. The condition is termed *Isom'erism*.

ISOMERISM, see Isomeric.

ISOMORPHISM, see Isomorphous.

ISOMORPHOUS, *Isomor'phus*, *Isomor'phi-cus*, from *ισος*, 'equal,' and *μορφη*, 'form.' An epithet applied to different bodies which

have the same crystalline form. The condition is called *Isomorphism*.

ISOPATHIA, from *ισος*, 'equal,' and *παθος*, 'disease.' This term has been used by some of the German writers to signify the cure of diseases by the disease itself, or its products;—under the hypothesis, that every contagious disease contains in its contagious matter the means for its cure;—thus, that variola may be cured by homœopathic doses of variolous matter; syphilis, with venereal matter, &c., &c.

Isopathia has been used by an American writer—Dr. J. M. B. Harden; of Georgia—to mean "*Parallelism of Diseases*;" "the disposition of diseases to 'anastomose with each other,' or to wear each other's livery."

ISSUE, Fongiculus—i. Peas, *Aurantia curassaventa*, see Fongiculus.

ISTHME DU GOSIER, Isthmus of the fauces.

ISTHMION, Isthmus, Pharynx.

ISTHMITIS, *Inflammat'io Fau'cium*, *I. palati*, *Angi'na simplex*, *Cyan'che simplex*, *Angi'na mitis*, *A. faucium*, *Angor fau'cium*, (F.) *Angine simple*. Inflammation of the fauces. See Cyanche pharyngea, and Angina.

ISTHMOCATAR'RHUS; from *ισθμος*, 'the fauces,' and *καταρροος*, 'catarrh.' Catarrh of the fauces.

ISTHMODYN'IA, from *ισθμος*, 'the fauces,' and *οδυνη*, 'pain.' Pain in the fauces.

ISTHMOPL'GIA; from *ισθμος*, 'the fauces,' and *πληγη*, 'a stroke.' Paralysis of the fauces.

ISTHMOS, Pharynx.

ISTHMOTYPHUS, Cyanche maligna.

ISTHMUS, *Isth'mion*. A tongue of land joining a peninsula to a continent, or which separates two seas. Anatomists have given the name *Fauces*, *Isthmus of the Fauces*, *Isthmus Fau'cium*, *Claustrum Gut'turis*, (F.) *Isthme du gosier*, to the strait which separates the mouth from the pharynx. It is formed above by the velum palati and uvula; at the sides, by the pillars of the fauces and the tonsils; and below, by the base of the tongue.

ISTHMUS OF THE FOSSA OVA'LIS; *Isthmus Viussenii*, *Striga cartilagine'na cordis*, is the prominent arch formed above the fossa ovalis by the union of the two pillars which bound the cavity.

ISTHMUS OF THE THYROID GLAND is a narrow band that unites the two chief lobules composing the thyroid gland.

ISTHMUS HEPATIS, see Lobulus anonymus—i. Urethræ, see Urethra—i. Viussenii, Isthmus of the fossa ovalis—i. Viussenii, see Ovalis fossa.

ITALICUS MORBUS, Syphilis.

ITCH, *Psora*—i. Bakers', see Psoriasis—i. Barbers', *Sycosis*—i. Grocers', see Psoriasis—i. Weed, *Veratrum viride*.

ITCHING, *Paraps'is pruritus*, *A'rtalgia pruriginosa*, *Pruritus*, *Prurigo*, *Cnesmos*, *Cnesma*, (F.) *Prurit*, *Demangeaison*. A sensation, more inconvenient than painful; seated especially at the surface of the body, and which provokes the patient to scratch the part. It may be either an external or an internal sensation; that is, produced by an external body, or by some modification in the organic actions of the part to which it is referred.

ITEA, Salix.

ITER DENTIS, see *Gubernaculum dentis*—
i. *Femineum*, *Perinæum*—i. ad *Infundibulum*,
Vulva—i. a *Palato* ad *Aurem*, *Eustachian tube*
—i. ad *Quartum ventriculum*, *Aquæductus Sylvii*
—i. ad *Tertium ventriculum*, *Vulva*—i. *Urinæ*,
Urethra—i. *Urinarium*, *Urethra*.

ITHYPHALUS, from *ἴθυς*, 'straight,' and
φαλλός, 'penis.' An amulet, in the form of a
penis, anciently worn round the neck, to which
were attributed alexiterial properties.

ITINERARIUM, Conductor, Director.

ITIS; from *ἴσσις*, 'bold,' 'rash.' A suffix denoting
inflammation;—as *encephalitis*, inflam-
mation of the encephalon;—*Pleuritis*, inflam-
mation of the pleura.

IVA, *Teucrium iva*—i. *Arthritica*, *Teucrium*
chamæpitys—i. *Moschata* *Monspelienisium*,
Teucrium iva—i. *Pecanga*, *Smilax sarsaparilla*.

IVETTE MUSQUÉE, *Teucrium iva*—i.
Petite, *Teucrium chamæpitys*.

IVOIRE, Ivory.

IVORY; *Ebur*, *El'ephās*, (F.) *Ivoire*. The
tusk of the elephant. It is chiefly composed

of phosphate of lime, and is used for the fabri-
cation of pessaries, artificial teeth, handles of
instruments, &c. Formerly, it entered into
some pharmaceutical preparations, when cal-
cined to whiteness. It was regarded as astring-
ent and anthelmintic, and was called *Spor-
idium*.

IVRESSE, *Temulentia*.

IVY, *Hedera helix*, *Kalmia angustifolia*—i.
Big, *Kalmia latifolia*—i. *Ground*, *Glechoma he-
deracea*.

IXIA, *Varix*, *Viscum album*.

IXINE, *Atractylus gummifera*.

IXIR, Elixir.

IXOS, *Viscum album*.

IXUS, *Galium aparine*.

IXYOMYELITIS; from *ἴξυς*, 'the lumbar
region,' *μυελός*, 'marrow,' and *itis*, denoting in-
flammation. Inflammation of the spinal mar-
row in the lumbar region.

IXYS, *Ἰάγυς*, *Ἰάγυς*. Used by different au-
thors for the ilia, flanks, and loins; most fre-
quently for the last.—*Hippocrates*.

J.

JABOT, *Ingluvies*.

JACA INDICA, *Thymus mastichina*.

JACEA, *Viola* *Tricolor*—j. *Ramosissima*,
Centaurea calcitrapa.

JACENS, Sick.

JACK IN THE HEDGE, *Alliaria*.

JACKSON'S BATHING SPIRITS, *Lini-
mentum saponis compositum*.

JACOBÆA, *Senecio Jacobæa*.

JACOBÉE, *Senecio Jacobæa*.

JACOBSON'S ANASTOMOSIS, see *Petro-
sal ganglion*.

JACTATION, *Jactitation*, *Jactatio*, *Jac-
tatus*, *Rhaptasmos*, *Jactatio*, from *jactare*,
'to toss about.' Extreme anxiety; excessive
restlessness;—a symptom observed in serious
diseases.

JACTITATIO, *Inquietude*.

JADE NÉPHRITE ou ORIENTALE,
Nephreticus lapis.

JAGRE, see *Tari*.

JALAP, *Convolvulus jalapa*, *Phytolacca de-
candra*—j. *Cancer root*, *Phytolacca decandra*—
j. *Wild*, *Convolvulus panduratus*.

JALAPA, *Convolvulus jalapa*.

JALAPINE, see *Convolvulus jalapa*.

JALAPIUM, see *Convolvulus jalapa*.

JALAPPA, *Convolvulus jalapa*—j. *Alba*,
Convolvulus mechoacan.

JALEYRAC, MINERAL WATERS OF.
These waters are situate two leagues from
Mauriac in France, on the road from *Clermont*
in *Auvergne*. The waters contain lime and
carbonate of soda, and are esteemed to be tonic,
aperient, &c.

JAMAICA, see *West Indies*—j. *Bark tree*,
Bursera gummifera.

JAMAICINE, see *Geoffræa inermis*.

JAMBES DE BARBADE, see *Elephan-
tiasis*—j. *du Cervelet*, *Corpora restiformia*.

JAMBIER, *Tibial*—j. *Antérieur*, *Tibialis*
anticus—j. *Grêle*, *Plantar muscle*—j. *Posté-
rieur*, *Tibialis posticus*.

JAMES'S ANALEPTIC PILLS, see *Ana-
leptica*.

JAMESTOWN WEED, *Datura stramonium*.

JANAMUNDA, *Geum urbanum*.

JANIPHA MANIHOT, *Jatropha manihot*.

JANITOR, *Pylorus*.

JANITRIX, *Porta vena*.

JANON-TARENTISME, *Tarantismus*.

JANUS, *Dicephalus*.

JAQUIER, *Artocarpus*.

JARRET, *Poples*.

JARRETIER, *Poplitæus muscle*.

JARRETIÈRE (F.), *Peris'celis*, a garter,
from *garetum* or *garretum*, in low Latin, the
ham. A kind of furfureaceous herpes, which
occupies the part of the leg where the garter is
worn.

JASMIN, *Jasminum officinale*.

JASMINUM ARABICUM, *Coffea Arabum*.

JASMINUM OFFICINALE, *Jasminum*, *Jesemi-
num*; the *Jes'samine*, (F.) *Jasmin*. The flowers
of this beautiful plant have a very fragrant
smell, and a bitter taste. They afford, by dis-
tillation, an essential oil; which is much es-
teemed in Italy, for rubbing paralytic limbs,
and in the cure of rheumatic pains.

JASPER, *Jaspis*.

JASPIS, *Jasper*. A precious stone, supposed
by the ancients to be capable of arresting he-
morrhage when worn as an amulet.

JATROPHA CURCAS, *Ric'inus major*,
Ricinol'des, *Pi'neus purgans*, *Penho'nes In'dici*,
Faba cathartica, *Avella'na cathartica*, *Nux ca-
thartica America'na*, *Nux Barbadensis*; *Phy-
sic Nut*, (F.) *Pignon d'Inde*, *Médecinier cathar-
tique*, *Grand haricot de Pérou*, *Pignon de Bar-
barie*, *Noix cathartique*, *N. Americana* ou *des*
Barbades. *Nat. Order*, *Euphorbiacæ*. The
seeds of this plant afford a quantity of oil, given,
in many places, like the castor oil; to which,
indeed, it is nearly allied. They contain a pec-
uliar acid, the *Jatrophic* or *Igasuric*.

The seeds of *JATROPHA MULTIFIDA* are called *Purging Nuts*, and give out a similar oil.

JATROPHA ELASTICA, see *Caoutchouc*.

JATROPHA MAN'IHOT, *Jam'ipha Man'ihot*. The plant affording the *Cassa'da* or *Cassa'va Root*, *Caca'vi*, *Cassa'vê*, *Caza'bi*, *Pain de Madagascar*, *Ric'inus minor*, *Man'ioc*, *Magnoc*, *Maniot*, *Yucca*, *Maniibar*, *Aipi*, *Aipima cozera*, *Aipipoca*, *Jam'ipha*. The juice of the root is extremely acrid and poisonous. What remains, after expressing it, is made into cakes or meal; of which the cassada or cassava bread is formed. This bread constitutes a principal food of the inhabitants of those parts where it grows.

The fecula of the root forms *Tapioca*, *Cipipa*, *Fec'ula Tapio'ka*, which is very nutritious.

A factitious Tapioca is met with in the shops, which is in very small, smooth, spherical grains, and is supposed to be prepared from potato starch. It is sold under the name *pearl tapioca*.

JAUNDICE, Icterus—*j.* Black, Melæna—*j.* Red, Phenigmus.

JAUNE, Yellow—*j.* *d'Œuf*, see *Ovum*.

JAUNESSE, Icterus.

JAW BONE, Maxillary Bone.

JEAN-DE-GLAINES, ST., MINERAL WATERS OF. These waters are situate two leagues from Billom in Auvergne. They contain chloride of calcium, and carbonate of magnesia; dissolved in an excess of carbonic acid.

JECINUS, Liver.

JECORARIA, *Marchantia polymorpha*.

JECORARIUS, Hepateros, Hepatic.

JECORIS VOMICÀ, see *Hepatitis*.

JECTIGATIO. A word used by Van Helmont for a species of epilepsy or convulsion.

JECUR, Liver—*j.* Uterinum, Placenta.

JEFFERSONIA BARTONI, *Common Twin-leaf*, *Yellow root*, *Helmet pod*, *Ground Squirrel Pea*. An indigenous plant, belonging to *Nat. Ord. Berberideæ*, *Sez. Syst. Octandria Monogynia*; which possesses medical properties analogous to those of hydrastis.

JEJUNITAS, Hunger.

JEJUNITIS; a term of hybrid formation, from *Jejunum*, 'the intestine jejunum,' and *itis*, a suffix denoting inflammation. Inflammation of the jejunum.

JEJUNIUM, Hunger, Fasting.

JEJUNUM, from *jejunus*, 'empty;' *Nestis*, *νηστις*, *Nesti'a*. The part of the small intestine comprised between the duodenum and ileum. It has been so called, because it is almost always found empty in the dead body.

JELLY, Gelly—*j.* of the Cord, Gelatin of Wharton—*j.* Water, *Brasenia hydropeltis*.

JERGERON, see *Arrow-poison*.

JERKING RESPIRATION, *Respiration*, jerking.

JERKS, see *Mania*, dancing.

JERSEY, CLIMATE OF. Jersey is the largest of the islands of the British Channel, and is most frequented by invalids. Its climate closely resembles that of the south-west coast of England, and especially of Penzance, and it is adapted to the same class of invalids.

JERUSALEM OAK OF AMERICA, *Che-nopodium anthelminticum*.

JESEMINUM, *Jasminum officinale*.

JESSAMINE, *Jasminum officinale*—*j.* Yellow, *Gelseminum nitidum*.

JEUNESSE, Adolescence.

JEWEL WEED, *Impatiens balsamina*.

JEW'S EAR, *Peziza auricula*—*j.* Harp, *Trilium latifolium*.

JIMSTON WEED, *Datura stramonium*.

JOANNESIA PRINCEPS, *Anda*.

JOANNETTE, MINERAL WATERS OF.

Several springs are found at Joannette, about five leagues from Angers, in France. The waters are both cold and warm, and contain sulphate of lime; subcarbonate of soda, chloride of sodium; some iron; chloride of calcium, and, sometimes, a kind of saponaceous matter. They are chiefly used as a tonic in chlorosis, leucorrhœa, &c.

JOE PYE, *Eupatorium perfoliatum*.

JOHNE, MINERAL WATERS OF. *Johne* is a village near Dol in France-Comté, France, where is a mineral spring, which contains subcarbonate of soda, and subcarbonates of magnesia and iron. It is used chiefly as a bath in certain diseases of the skin, and in atonic affections.

JOINT, *Articulation*—*j.* Ball and socket, *Enarthrosis*—*j.* Dove-tail, *Suture*—*j.* Stiff, *Ankylosis*.

JONAS, MINERAL WATERS OF. This spring is situate to the south-west of Bourbon-l'Archambault, in France. The waters contain chloride of calcium and sulphate of lime; chloride of sodium, and sulphate of soda; carbonate of iron and carbonic acid gas. They are tonic and aperient.

JOUAN, ST., MINERAL WATERS OF. *St. Jouan* is a village, near Saint-Malo, in France. The water is a cold chalybeate.

JOUBARBE ACRE, *Sedum*—*j. des Toits*, *Sempervivum tectorum*—*j. des Vignes*, *Sedum telephium*.

JOUE, *Genu*.

JOULOS, *Julus*.

JOUR, *Dies*.

JOURS CANICULAIRES, *Dog days*—*j. Critiques*, *Critical days*—*j. Indicateurs*, *Indicating days*.

JOVIS FLOS, *Crocus*—*j.* Glans, *Juglans*.

JUCATO CALLELOE, *Phytolacca decandra*.

JUDAËUS, *Judaicus (Lapis)*, *Phœnicites Lapis*, *Tecol'ithos*, (F.) *Pierre Judatique*. A stone, found in Judæa, Palestine, &c. Called, also, *Lapis Syriacus*. It was formerly esteemed to be diuretic and lithontriptic.

JUDGMENT, *Judic'ium*, (F.) *Jugement*. The faculty of the intellect, by which ideas are compared with each other, and their relative worth appreciated.

JUDICATORII DIES, *Critical days*.

JUDICIUM, *Judgment*.

JUGAL, *Zygomatic*—*j.* *Process*, *Zygomatic process*.

JUGAL REGION, *Re'gio jugalis*. The region of the cheek bone.

JUGALE OS, *Malæ os*.

JUGALIS, *Zygomatic*.

JUGALIS SUTURA, from *ζυγον*, 'a yoke.' The suture which unites the *Os Mala* or *Os Jugalis* with the superior maxillary bone. Also, the sagittal suture.

JUGEMENT, *Judgment*.

JUGLANS CINEREA (Jovis glans), *Butter Nut*, *Oil Nut*, *White Walnut*. The inner bark of the root of this tree; *Juglans* (Ph. U. S.), which is abundant in the United States, is used in medicine, in the form of extract, as an efficacious and mild laxative, in doses of from 10 to

20 grains. It is in the secondary list of the Pharmacopœia of the United States.

JUGLANS RE'GIA, *Juglans*, *Nux Juglans*, *Carya basilica*, *καρυα*, *Carya*. The Walnut, (F.) *Noyer*, (the tree;) *Noix*, (the nut.) The unripe fruit, in the state in which it is pickled, was formerly esteemed to be anthelmintic. The *putamen* or green rind of the walnut has been celebrated as a powerful antisyphilitic, and used as a sort of diet drink. The kernel is an agreeable article of dessert; but, like all nuts, is difficult of digestion. The expressed oil, *Huile de Noix*, is used in France as an aliment, and, like other fixed oils, is laxative.

Various preparations of the leaves have been recommended in scrofulous affections.

JUGULAR, *Jugularis*, from *jugulum*, 'the throat.' Relating to the throat.

JUGULAR FOSSA, *Fossa Jugularis*, is a cavity in the *petro-occipital* suture. It is formed by the petrous portion of the temporal bone, and by the occipital bone, and lodges the origin of the internal jugular vein. It is, sometimes, called *humble-like cavity*.

JUGULAR VEINS, *Vena Jugularis*, *V. sphenoides*, *V. apoplectica*, *V. soporales*. These are situate at the lateral and anterior parts of the neck. They are two on each side; one *external*, the other *internal*. 1. The *External Jugular Vein*, *Trachelo-sous-cutané*, (Ch.) is of less size than the internal. It descends, almost vertically, along the anterior and lateral part of the neck, from the cervix of the lower jaw to the subclavian vein, into which it opens, a little above the internal jugular. It is formed by the *internal maxillary*, *superficial temporal*, and *posterior auricular veins*. It is this vein, which is commonly opened in bleeding in the neck. 2. The *Internal Jugular Vein*, *V. Céphalique* (Ch.) *Vena apoplectica*, is much larger and more deeply seated than the preceding. It descends, vertically, along the anterior and lateral part of the neck, from the posterior part of the foramen lacerum posterius as far as the subclavian vein. It commences at the *sinus of the jugular vein*, (F.) *Golfé de la veine jugulaire*, and receives the blood, which returns by the *sinus of the dura mater*, and that of the *facial*, *lingual*, *pharyngeal*, *superior thyroid*, *occipital*, and *duplex veins*.

JUGULUM, *Clavicle*, Throat—j. Uteri, *Collum uteri*.

JUGUM PENIS, *Presse-urèthre*.

JUICE, EXPRESSED, see *Succus*.

JUJUBE, *Jujuba*, *Zizyphum*. The fruit of *Rhamnus Zizyphus*, *Zizyphus vulgaris*, a native of the south of Europe. It was formerly ranked amongst the pectoral fruits. It has an agreeable sweet taste. The fruits of two other species of *Zizyphus*—*Z. jujuba*, a native of the East Indies, and *Z. lotus*, growing in North Africa, possess similar properties to *Zizyphus vulgaris*.

JUJUBE PASTE, Paste of jujubes.

JULAPIUM, *Julep*—j. *Camphoræ*, *Mistura camphoræ*.

JULEB, *Julep*.

JULEP, *Jula'pium*, *Jule'pus*, *Zula'pium*; *Juleb* of the Persians. A sweet drink. A demulcent, acidulous or mucilaginous mixture.

JULEP, *CAMPBOR*, *Mistura camphoræ*—j. *Camphré*, *Mistura camphoræ*.

JULUS, *Julos*, *Ioulos*, *ιουλος*. The first

down that appears upon the chin.—Rufus of Ephesus.

JUMEAU, Gemellus.

JUMEAUX DE LA JAMBE, *Gastrocnemii*.

JUMELLE, Gemellus.

JUMENTOUS URINE, *Urine jumentouse*.

JUNCTURA, Articulation.

JUNCUS ODORATUS, *Andropogon schœnanthus*, *Fœnum camelorum*, *Juncus aromaticus*, *Camel's hay*, *Sweet rush*, *Schœnanthus*, *Schœnanthum*, *Scœnanthum*, *Calanus odoratus*, *Squinanthus*, *Gramen orientale*, (F.) *Jone odorant*. The dried plant, which is generally procured from Turkey and Arabia, has an agreeable smell, and a warm, bitterish taste. It was formerly used as a stomachic and deobstruent.

JUNGLE FEVER. A variety of remittent occurring in the jungle districts of India.

JUNIPER TREE, *Juniperus communis*.

JUNIPERUM VINUM. Wine impregnated with juniper berries.

JUNIPERUS COMMUNIS, *Arceuthos*, *Juniper tree*; *Akat'alis*, *Akat'era*. *Family*, *Coniferæ*. *Sex. Syst.* *Diœcia Monadelphia*. The tops and berries, *Juniperus* (Ph. U. S.), are ordered in the pharmacopœias. Their odour is strong, but not unpleasant. Taste warm, pungent. Properties dependent upon essential oil, which they yield to both water and alcohol. Dose, ℥j, to ʒss, rubbed with sugar. In Holland, juniper berries are used for flavouring the gin: The oil, *O'leum juniperi*, possesses the virtues of the plant. It is called, by Ruland, *Targar*. (F.) *Genévrier* (the plant), *Genièvre* (the berry.)

JUNIPERUS LYCIA. This plant—*Thu'rea*, *Th. virga*, *Arbor thurifera*, has been supposed to afford the true *frankincense*, *Cedrus Obibanum*, *Thus Libanotos*, *Libanotum*, *Libanos*, *Thus masculum*, *Thus verum*, (F.) *Encens*. By some, however, it is supposed to be the produce of an *Amyris*, and by others of *Boswellia serrata*. The odour of olibanum is peculiar and aromatic; taste bitterish and slightly pungent; partly soluble in alcohol, and forming a milky emulsion, when triturated with water. It was formerly used in dysentery and hæmoptysis, but is now never employed except as a perfume in a sick room.

JUNIPERUS SABI'NA, *Sabi'na*, *Savi'na*, *Sabi'na sterilis*, *Bruta*, *Cedrus baccifera*, *Common* or *barren savin*; *Brathu*, *Brathys*, *Ba'rathron*, *Bo'rathron*, (F.) *Sabine*, *Savinier*. The odour of savin leaves is strong and disagreeable. Taste hot, acrid, and bitter, depending on an essential oil. Their operation is stimulant, emmenagogue, anthelmintic, and abortive; externally, escharotic. Dose, internally, gr. v to x of the powder. As an escharotic, they are applied in powder or formed into a cerate. The essential oil, *O'leum Sabi'næ* (Ph. U. S.), has the virtues of the savine. Dose two to five drops.

JUNIPERUS VIRGINIA'NA, *Red cedar*. This tree is known throughout the United States by the name of *savinie*, and is often used for the same purposes.

JUNK, *LUC*.

JUNO LUCINA, *Ilithyia*.

JUPITER, *Tin*.

JURIBALI, *Euribali*. A tree in the forests of Pomerania. *Fam.* *Meliaceæ*. *Class.* *Octan-*

dria. *Nat. Order*, Monogynia. The bark is febrifuge, and may be given in powder or infusion, (℞j ad aq. bullient. Oij.)

JURISPRUDENCE, MEDICAL, from *jus*, *juris*, 'law,' and *prudentia*, 'knowledge.' *Jurisprudentia Medica*. This word is often used synonymously with *Legal Medicine*. It is now, as frequently perhaps, employed for the imbodyed laws and regulations that relate to the teaching and practice of medicine.

JUS, *Zomos*, *Zomid'ium*, *Sorbitt'io*, *Sorbittum*. Soup, broth, or *bouillon*—j. Coagulation, Gelly.

JUS D'HERBES, (F.) The juice of certain vegetables administered as depuratives; as that of fumitory, burdock, water trefoil, &c.

JUS JELATUM, Gelly—j. *de Réglisse*, see *Glycyrrhiza*—j. *de Viande*, see *Bouillon*.

JUSQUIAMUS, *Hyoscyamus*.

JUSQUIAUME, *Hyoscyamus*.

JUSTICIA BIVALVIS, *Adulasso*—j. *Adhatoda*, *Adhatoda*.

JUSTICIA ECBOL'ium, *Carim curimi*. A Malabar plant, the root of which, and the leaves, in decoction, are considered in the country to be lithontriptic.

JUSTICIA PECTORALIS. A West India plant, which is slightly astringent. (F.) *Carmantine*, *C. Pectorale*, *Herbe aux Charpentiers*.

JUVANS, *Auzil'ium*, *Remed'ium*. A medicine or substance of any kind, which relieves a disorder. An adjunct.

JUVENIS, *Adolescens*.

JUVENTUS, *Adolescentia*.

JUXTAPOSIT'ION, *Juxtaposit'io*, from *juata*, 'near to,' and *ponere*, *positum*, 'to place.'

The mode of increase proper to minerals; which consists in the successive application of new molecules upon those that form the primitive nucleus. It is opposed to *intussusception*.

K.

N. B.—Most of the terms derived from the Greek are found under the letter C.

K. This letter was formerly used to designate a compound of gold.

KAATH, *Catechu*.

KAAWY. Ancient name of an Indian drink, prepared from maize.

KABALA, *Cabal*.

KÆMPFERIA GALANGA, see *Maranta galanga*.

KÆMPFERIA ROTUN'DA. Called after *Kæmpfer*, the naturalist; *Zedoaria*, *Z. rotun'da*, *Amomum zedoaria*, *Col'chicum Zeylan'icum*, *Zedoary*, (F.) *Zedoaire rond*. The roots of this Ceylonese plant have a fragrant smell, and warm, bitterish, aromatic taste. They are in wrinkled, gray, ash-coloured, heavy, firm, short pieces; of a brownish-red colour within; and are stimulant and carminative. Dose, ʒj to ʒj of the powder.

According to some, *round zedoary* is furnished by *Curcuma zærumbet*;—the long, *Zedoaria longa*, by *Curcuma zedoaria*.

KAHINCÆ RADIX, *Caincæ radix*.

KAIB, *Kayl*. A word employed by the alchemists for sour and coagulated milk.

KAJEPUT, *Cajeput*.

KAKOCHYMIA, *Cacochymia*.

KALI, *Potash*—k. *Acetas*, *Potassæ acetas*—k. *Aeratum*, *Potassæ carbonas*—k. *Causticum*, *Potassa fusa*—k. *Causticum cum calce*, *Potassa cum calce*—k. *Chloricum*, *Potassæ murias hyperoxygenatus*—k. *Hydriodicum*, see *Potassæ hydriodas*—k. *Nitricum*, *Potassæ nitras*—k. *Oxalicum acidulum*, *Potassæ oxalate*—k. *Præparatum*, *Potassæ subcarbonas*—k. *Præparatum e tartaro*, see *Potash*—k. *Purum*, *Potassa fusa*—k. *Spinosum cochleatum*, *Salsola kali*—k. *Subcarbonas*, *Potassæ subcarbonas*—k. *Sulphas*, *Potassæ sulphas*—k. *Sulphuricum*, *Potassæ sulphas*—k. *Sulphuretum*, *Potassæ sulphuretum*—k. *Tartarizatum*, *Potassæ tartras*—k. e *Tartaro*, see *Potash*—k. *Vitriolatum*, *Potassæ sulphas*.

KALICUM HYDRAS, *Potassa fusa*.

KALIUM IODATUM, see *Potassæ hydriodas*.

KALMIA ANGUSTIFOLIA. Called after *Kalm*, the botanist. *Ivy*, *Narrow-leaved Kalmia* or *Laurel*, *Dwarf Laurel*, *Sheep Laurel*. This plant has the same virtues as *K. latifolia*. So also has

KALMIA GLAUCA, *Swamp Laurel*.

KALMIA BROAD-LEAVED, *K. latifolia*.

KALMIA LATIFOLIA, *Broad-leaved Kalmia*, *Cal'ico bush*, *Laurel*, *Mountain Laurel*, *Rose Laurel*, *Big Ivy*, *Spoonwood*, *Lambkill*, *Sheep-poison*, *Broad-leaved Laurel*. This plant kills sheep and other animals. The Indians use it as a poison. The powdered leaves have been applied successfully in *inea capitis*; and a decoction of it has been used for the itch. The powder, mixed with lard, has been applied in *herpes*.

KALMIA NARROW-LEAVED, *K. angustifolia*.

KALO, *Arum esculentum*.

KAMPHUR, *Camphor*.

KAPHUR, *Camphor*.

KARABE, *Asphaltum*.

KARABITIS, *Phrenitis*.

KARCINOSEN, *Carcinoses*.

KARENA, *Carena*.

KASSADER, *Convolvulus panduratus*.

KASSAUDEK, *Convolvulus panduratus*.

KATASARCA, *Anasarca*.

KATASTALTICA, *Astringents*.

KAVA, *Ava*.

KAVIAC, *Caviare*.

KAYL, *Kaib*.

KELOID, *Cancroid*.

KELOTOMIA, *Celotomia*.

KELP, *Varec*. The impure mineral alkali, obtained by burning certain marine plants. See *Soda*.

KENNELWORT, *Scrophularia nodosa*.

KENTUCKY, MINERAL WATERS OF. The Olympian springs in this state are near the sources of Licking river. There are three different kinds, in the space of half a mile.

One of these is saline, impregnated with sulphur;—another is chalybeate, and a third a sulphureous spring. In various parts of Kentucky, there are saline waters, which are frequented by invalids. The *Salines* at Bigbone, formerly employed in the manufacture of salt, are now resorted to by invalids. A spring, near Harrodsburg in Mercer county, is strongly impregnated with sulphate of magnesia.

KERATITIS, Ceratitis.

KERATO-GLOSSUS, Cerato-glossus.

KERATO-IRITIS, Aquo-membranitis.

KERATONYXIS, Ceratonyxis.

KERATO-PHARYNGEUS, Cerato-pharyngeus.

KERATO-STAPHYLINUS, Cerato-staphylinus.

KERATOTOMUS, Ceratotomus, Knife, cataract.

KERMES, *Chermes*, *Alkermes*. One of the species of the genus *kermes* lives on a green oak, and is called *Coccus ilicis*, *Kermes animal*, *Coccus*, *Cocci granum*, *Cocci baph'icum* seu *fecto'rium*, *tincto'rum*, *scarlati'num*, &c. The oak, to which allusion has been made, is known by botanists under the name *Quercus coccifera*, and grows abundantly in the uncultivated lands of southern France, Spain, and in the islands of the Grecian Archipelago. The *kermes*, inhabiting it, has the appearance of a small, spherical, inanimate shell. Its colour is reddish-brown, and it is covered with a slightly ash-coloured dust. This is the *kermes* of the shops. It is now only used in dyeing; but was formerly reputed to possess aphrodisiac, analeptic, anti-abortive, and other virtues.

KERMES, MINERAL, see Antimonii sulphuretum precipitatum.

KERNEL, Tubercle.

KERNELS, WAXING, see Waxing kernels.

KERUA, Ricinus communis.

KETCHUP, *Catchup*. A pickle prepared from the liquor of the mushroom, walnut, tomato, &c.

KETMIA ÆGYPTIACA, Hibiscus abelmoschus.

KEY, Sax. cæz, *Clavis*, *Cleis*, *Clavis Anglica*, (F.) *Clef de Garangoet*. An instrument, used for extracting teeth. It consists of a firm handle, with a claw at right angles to it, and moving upon a pivot. This claw embraces the tooth. It has undergone several modifications; and hence various instruments are used under this denomination. The French have the *Clef à pompe*, *Clef à pivot*, and *Clef à noix*.

KEYRI CHEIRI, Cheiranthus cheiri.

KHALA MIMUC, Bit noben.

KIAS'TER, *Chiaster*, from $\chi\alpha\sigma\tau\epsilon\upsilon\varsigma$, 'to cross.'

A species of bandage, having the form of the Greek letter, χ , which the ancients used for approximating, and maintaining in contact, the fragments of the patella, in cases of fracture of that bone. It was applied in the form of the figure 8.

KIBISTITOME, Cystitome.

KIDNEY. Its etymology is uncertain. *Senarius* derives it fancifully from Su. Goth. *qued*, the belly; and *nigh*, (quasi, *quidney*.) *Ren*, *Nephros*, *Protme'sis*, (F.) *Rein*. The kidneys are the secretory organs of the urine. They are two glands, situate deeply,—the one on the right, and the other on the left side,—in the

hypochondres: at the sides of the lumbar vertebrae; behind the peritoneum; and in the midst of an abundant, fatty cellular tissue, *Tu'nica adiposa*. The kidney is of a reddish-brown colour; oval form; and flattened on two surfaces. It has, at its internal margin, a deep fissure, by which the renal vessels and nerves enter or quit the organ, and the ureter issues. It resembles pretty accurately, the haricot or kidney-bean. Two substances are readily distinguishable in it;—the outer, *secerning* or *cortical*, *Substan'tia corticalis*, *S. glandulosa*, which secretes the urine; and the inner, *tubular*, *medullary* or *uriferous*, *Substan'tia medullaris*, *S. Tubulosa*, *S. Fibrosa*, which appears under the form of small cones or unequal *papillæ*, each resulting from the union of small capillary tubes, adherent by one of their extremities to the cortical substance; and opening, by the other, at the summit of the cone, into *calices*, a species of membranous tubes, more or less numerous, which transmit the urine of the papillæ to the *pelvis*. By this (*pelvis*) is meant a small, membranous sac, of an irregularly oval shape, at the base of which are the orifices of the calices, and the other extremity of which is continuous with the ureter. The kidney is surrounded by a fibrous membrane proper to it, *Perinephrus*. It has been affirmed, of late, by Mr. Bowman, that the renal artery is distributed to the corpora Malpighiana, where the watery portion of the urine is separated. The blood then becomes venous, and is distributed by different vessels to the convoluted tubes through which the proper urine is secreted. Hence the blood passes into the renal vein. The intermediate vessels between the Malpighian bodies and the convoluted tubes, have been termed the *Portal System of the Kidney*.

KIDNEY, BRIGHT'S DISEASE OF THE, *Morbus Brightii*, *M. albuminensis*, *Nephritis albuminosa*, *Nephria*, *Urosemia albuminosa*, *Cachectic nephritis*, *Nephritis sociata*, *Associated nephritis*, *Inflammation of the Malpighian corpuscles*, *Disease of Bright*, *Granular Degeneration* or *Disorganization of the Kidney*, *Granular Kidney*, of Bright, (F.) *Maladie de Bright*, *Néphrite albumineuse*, *État Granuleux ou Dégénérescence granulée du Rein*, *Albuminurorrhée*. A granular disease of the cortical part of the kidney, which gives occasion to the secretion of urine that contains albumen, and is of less specific gravity than natural, and which destroys by inducing other diseases. It was first described by Dr. Bright of London, about twenty years ago.

KIDNEY, GRANULAR, OF BRIGHT, Kidney, Bright's disease of the.

KÛESTEINE, *KÛestein*, properly *KÛesteine*, *KÛ'estein*, *KÛstein*, *CÛ'esteine* or *CÛ'estein*, from $\kappa\upsilon\sigma\tau\epsilon\upsilon\varsigma$, 'to be pregnant,' and $\sigma\omicron\eta\eta\varsigma$, 'a garment or pellicle.' A peculiar substance, which forms a pellicle on the urine of a pregnant female when allowed to stand for a few days. It is whitish, opalescent, slightly granular, and may be compared to the fatty substance that swims on the surface of soups, after they have been allowed to cool. When taken in conjunction with other phenomena, it is a valuable aid in the diagnosis of early pregnancy.

KILBURN, MINERAL WATERS OF. These springs contain carbonic acid, sulphurhy-

dric acid; carbonates of lime, magnesia, and iron; sulphates of soda, lime, and magnesia, and chloride of sodium.

KILOGRAMME, *Chiliogramma*, from *χιλιοι*, 'a thousand,' and *γραμμα*, 'a gramme.' The weight of a thousand grammes;—two pounds, eight ounces, one drachm, and twenty-four grains, Troy.

KILOLITRE, from *χιλιοι*, 'a thousand,' and *λιτρα*, 'a litre.' A measure containing a thousand litres.

KINA KINA, Cinchona.

KINANCIE, Cynanche.

KINCOUGH, Pertussis.

KINDCOUGH, Pertussis.

KINGCURE, *Pyrola maculata*.

KING'S EVIL, Scrofula.

KINICI ACETAS, Quinia, acetate of.

KINNUM, Quinia.

KINKINA, Cinebona.

KINO, *Gummi Gambien'se*, *Gummi rubrum adstrin'gens Gambien'se*, *African kino*, *East India kino*, *Amboy'na kino*, *Gummi adstrin'gens Fothergill'i*. The trees, whence one variety of this resin is obtained, are not botanically ascertained. The London college ascribe it to *Preocar'pus erina'cea*; the Edinburgh to *Eucalyptus resinifera*, and the Dublin to *Butea frondosa*. The Pharmacopœia of the United States, (1842,) defines it to be "an extract obtained from an uncertain plant." On wounding the bark, the kino flows drop by drop. A West India variety is said to be derived from *Coccoloba uvifera* or *Sea-side Grape*; and a Botany Bay kino is said to be the concrete juice of *Eucalyptus resinifera* or *brown gum-tree* of New Holland. *See Syst. Icosandria Monogynia. Nat. Ord. Myrtacæ*. Kino consists chiefly of tannin, gallic acid, oxide of iron, and colouring matter. It is inodorous; the taste a sweetish bitter; and it is sometimes gritty between the teeth. It comes to us in fragments of a dark ruby red colour, and is easily pulverized. Its properties are powerfully astringent. Dose, gr. x to gr. xx in powder.

KIONORRHAPHIA, Staphyloraphy.

KI'OTOME, *Ki'ot'omus*, from *κιον*, 'a pillar,' 'support,' and *τεμνειν*, 'to cut.' (F.) *Coupebride*. An instrument invented by Desault, to cut any accidental *brides* or filaments in the rectum and bladder; and which he afterwards used for the removal of the tonsils. It is composed of a flat, silver sheath, open at one edge. This sheath is provided with a cutting blade, which can be forced through the opening, and thus all the parts can be divided with which it comes in contact.

KIPPERNUT, *Bunium bulbocastanum*.

KIRATE. A weight of four grains, according to Blancard.

KIRKLAND'S NEUTRAL CERATE, see *Cerate*, *Kirkland's Neutral*.

KIRRHONOSIS, *Cirrhosis*.

KIRRHOSIS, *Cirrhosis*.

KIRSCHWASSER (G.), '*Cherry water*.'

An alcoholic liquor, obtained from cherries bruised with their stones, by subjecting them to distillation, after having caused them to ferment. See *Spirit*.

KISSINGEN, MINERAL WATERS OF. These springs, in Bavaria, contain carbonic acid and chloride of sodium.

KIST. A weight of 14 grains.—*Paracelsus*. **KLAPROTHII SULPHAS**, *Cadmii sulphas*. **KLAPROTHIUM SULPHURICUM**, see *Cadmii sulphas*.

KLEPTOMANIA; from *κλεπτω*, 'I steal,' and *mania*. Insanity, with an irresistible propensity to steal.

KLOPEMANIA, *Clopetomania*, from *κλοπη*, 'theft,' and *μανια*, 'mania.' *Monomania*, with an irresistible desire to steal.

KNARESBOROUGH, MINERAL WATERS OF, see *Harrogate*, *mineral waters of*.

KNEADING, *Shampooing*.

KNEE, HOUSEMAID'S. An inflammation of the bursa, which in most individuals is in front of the patella, and is apt to inflame and enlarge from effusion in those in whom it is subjected to much pressure. Hence its name. It is a form of capsular rheumatism.

KNEE SCAB, *Crusta genu equinae*—*k*. Encircled hoof, *Crusta genu equinae*.

KNIFE. Sax. *cnip*. Swed. *K n i f*. Dan. *K n i v*. (F.) *Canif*, *Culter*, *Smilè*, *Cutell'us*, *Tome'ion*, *Tome'us*, *Machæra*, *Machæ'rion*, *Machæ'ris*, (F.) *Couteau*. A cutting instrument, used in surgery to divide the soft parts, and which only differs from the bistouri or scalpel in being commonly larger.

The most common knives are the following:

KNIFE, AMPUTATION, (F.) *Couteau à amputation*, *C. droit*, *Culter rectus*. This is the largest of the knives used in surgery. Formerly, they were curved; now they are straight, and provided with one or two edges.

KNIFE, CATARACT, *Ceratot'omus*, *Keratot'omus*, (F.) *Couteau à cataracte*. The cataract knives of Richter, Wenzel, Ward, and others, being intended to perform the section of the transparent cornea, are so shaped as to exactly fill the small wound made by them; and thus to prevent the discharge of the aqueous humour, until the section is completed. The blade of the knives of Wenzel and Ward resembles a very narrow lancet, blunt in the posterior five-sixths of one of its edges. The blade of that of Richter is pyramidal, cutting through the whole length of its inferior edge, and also blunt in the five-sixths of the upper.

KNIFE, CHESELDEN'S. A knife with a fixed handle; very convex on its edge, concave on the back, which was used by Cheselden in *lithotomy*.

KNIFE, CROOKED, *Culter falca'tus*, *Culter curvus*, (F.) *Couteau courbe*. A knife, which is crooked and concave on its cutting edge. It was formerly employed in amputation of the limbs.

KNIFE, CROCHET, *Cutel'us uncus*, (F.) *Couteau à crochet*. A steel instrument, composed of a round staff, furnished with a handle at one extremity, and at the other with a curved knife. It was formerly used to cut to pieces monstrous fœtuses in utero, and to open the head when necessary.

KNIFE, DOUBLE-EDGED, *Anceps cutel'us*, *Amphis'mela*, *Amphis'milè*, *Catling*, (F.) *Couteau à deux tranchans*, *Couteau désarticulateur*, *C. interosseux*. A knife, the blade of which is straight and sharp on both sides. It is used for disarticulating bones; and for cutting the soft parts situate between the bones, in amputation of the leg and forearm.

KNIFE EN SERPETTE (F.), *Couteau en serpette*. A sort of knife, of the shape of a *serpette* or pruning-knife, invented by Desault for dividing the bony paries of the maxillary sinus, for the purpose of extracting fungi from it.

KNIFE, LENTICULAR, *Cutter lenticularis*, (F.) *Couteau lenticulaire*. An instrument, used in the operation of trepanning, for removing inequalities in the inner table of the skull, which may have been left by the crown of the trephine around the opening made by it. It is formed of a lenticular button, fixed at the extremity of an iron staff, which is convex on one side, flat on the other; sharp at both edges, and mounted on an ebony handle.

KNIFE, LITHOTOMY, (F.) *Couteau lithotome*. A name, given by Foubert to a large knife, the narrow blade of which, four and a half inches in length, was sharp in its whole extent, and made an obtuse angle with the handle. He used it in the lateral operation.

KNOCK-KNEED, Entogonyancon.

KNOT, Tubercle.

KNOT, PACKER'S, (F.) *Nœud d'emballeur*. A compressive bandage, used for arresting hæmorrhage from the temporal artery or its branches. The *nœud d'emballeur* is made with a double-headed roller, five ells long. A graduated compress is placed over the opening in the artery, and the bandage is applied over it; the balls of the roller being carried horizontally round to the opposite temple, where they are crossed obliquely and carried back to the part where the compress is situate. The hands are then changed with the rollers, crossing them so as to form a knot, and taking one above the head; the other beneath the chin. They are then crossed again, so as to form several knots, one above the other. This bandage is called, by some surgeons, *Solar* or *oblique chevestre*, or *capistrum*.

KNOT, SURGEON'S, *Nodus chirurgicus*, (F.) *Nœud du chirurgien*. A double-knot made by passing the thread twice through the same noose. This knot is used frequently in the ligation of arteries, the umbilical cord, &c.

KNOTBERRIES, *Rhus chamæmorus*.

KNOTGRASS, *Polygonum aviculare*.

KNOTROOT, *Collinsonia Canadensis*.

KNOTWEED, *Collinsonia Canadensis*, *Polygonum aviculare*.

KOINO-MIASMATA, see Miasm.

KOLERUS, a name given by Paracelsus to a dry ulcer.

KOLPORRHAPHY, Elytrorrhaphy.

KOLTO, Plica.

KOOCHLA TREE, *Strychnos nux vomica*.

KOPYOPIA, see Copyopia.

KORIS, Cimex

KOSSO, *Hagenia Abyssinica*.

KOUMIS, Kumyss.

KRAMERIA, *Ratanhia*, *Rhatan'ia*, *Rat'anhy*, (F.) *Ratanhia*. *Krameria*, *Krameria triandra*,—*Sex. Syst.* Tetrandria Monogynia. *Nat. Ord.* Polygalææ,—is a native of Java. The root has a bitter taste; and is astringent, diuretic, and detergent. Dose, ℞j to ℞j.

KRAMERIA IXI'NA, or *Ratanhy* of the Antilles, has similar virtues.

KREOSOTON, Creosote.

KUA KAHA, *Curcuma longa*.

KUMYSS, *Kovmyss*, *Koumis*. A beverage used in families by the people of Yakutz.

It resembles sour buttermilk, without being greasy. According to Sir George Simpson, it is prepared in a very simple way from mare's milk, which is merely allowed to stand for some days in a leathern churn till it becomes sour. It is then bottled for use. This drink is rather nutritious than exhilarating; but from the same material the Burats and the Kirghez prepare an intoxicating spirit in which they indulge to excess.

KUSSAUDEER, *Convolvulus panduratus*.

KUTKAULEJA, *Cæsalpinia bonducella*.

KUTOOKURUNJA, *Cæsalpinia bonducella*.

KUTUBUTH. An Arabic name for a species of melancholy in which the patient is never quiet at any one place, but wanders about here and there. Also, the name of an insect, which lives at the surface of stagnant waters, and is in a constant state of agitation. Some lexicographers imagine that it is on account of this last circumstance, that the name of the insect has been given to the disease.

KYANOSIS, Cyanopathy.

KYAPUTTY, Caieput.

KYESTEINE, Kiesteine.

KYLLO'SIS, from *κυλλος*, 'crooked,' 'lame.' *Cyllo'sis*. Professor Chausseur so calls congenital distortion of the feet, *Clubfoot*, *Talipes*, (F.) *Pied bot*. Of this there are many varieties. In one, the foot, instead of resting on the soil, by the whole plantar surface, touches it only with the metatarso-phalanganian articulations. It seems as if turned backwards and broken upon the leg, (*Pes Equinus*, *Hippopus*, *Oxyppodia*.) In other persons the foot is twisted inwards, (*Varus*, *Blæsyodes*, *Blæsyopus*, *Cylloepus*, *Cyllopoda*, *Cyllopodion*, *Loripes*, (F.) *Cagneux*), so that it rests only on the ground on its outer edge; or it may be twisted outwards, (*Valgus*), or rest only on its inner edge. In the *flat foot* or *splayfoot*, *Sarapus*, *Platyypus*, *Platypodia*, (F.) *Pied plat*, the plantar surface of the foot is flattened instead of being concave.

These deformities are rarely accidental. They are almost always congenital, and may be rectified, at an early period, by proper mechanical means to strengthen the foot gradually and restore it to its proper shape and direction; and if these means fail, the tendons and muscles concerned in the deformity may be divided.

KYNA, *Pastinaca opoponax*.

KYPHOSIS—see Cyphosis—k. Inflammatoriâ, Vertebral disease—k. Paralytica, Vertebral disease.

KYST, *Cyst*, *Kystis*, *Cystis*, from *κυστις*, 'a bladder,' 'pouch.' (F.) *Kyste*. This term is generally applied to pouches or sacs, without opening, and commonly of a membranous nature, which are accidentally developed in one of the natural cavities, or in the substance of organs. Many theories have been successively emitted to explain the formation of cysts, but none are entirely satisfactory. Some are formed by a thin, translucent membrane; having scarcely the thickness of the arachnoid; others of a whitish, fibro-cellular membrane, more or less thick. Some contain cartilaginous or bony flakes. The greater part have but one cavity; others, on the contrary, have several, separated by complete or imperfect septa, as is frequently seen in those developed in the ovaries. The matter contained in cysts is sometimes limpid,

serous, yellowish white, reddish, and, at others, more or less thick, albuminous, adipous, or caseous. The tumour, formed by them, is called Encysted, which see.

KYSTE, Kyst—*k. Anévrysma*, Aneurismal sac.

KYSTEIN, Kiesteine.

KYSTHITIS, *Cystitis*, from *κυσθος*, 'the

vagina.' Inflammation of the vulva and of the mucous membrane of the vagina.

KYSTHOPTOSIS, from *κυσθος*, 'the vagina,' and *πτωσις*, 'I fall.' Prolapsus or inversion of the vagina.

KYTTARRHAGIA, from *κυτταριον*, 'an alveolus,' and *ρηγνυμι*, 'I break forth.' Discharge of blood from an alveolus.

L.

LABARIUM, from *labi*, 'to fall.' Loose-ness of the teeth.

LABDACISMUS, Lallation.

LABDAMEN, *Cistus creticus*.

LABDANUM, see *Cistus creticus*.

LABE, *λαμβάνω*, 'I seize,' 'I take,' 'the act of grasping.' Invasion. Also, employed to denote the first paroxysm of fevers.—Galen, Hippocrates.

LABEO, Chilon.

LABES, Chilon, Macula.

LABIA INTERNA seu **MINORA**, *Nymphæ*—*l. Pudendi*, Lips of the vulva—*l. Pudendi minora*, *Nymphæ*.

LABIAL, *Labialis*, from *labium*, 'a lip.'

LABIAL, *Orbicularis oris*.

LABIAL ARTERY. Haller and Sabatier call thus the *facial artery* of the majority of anatomists. The *labial arteries*, properly so called, *coronary arteries of the lips*, (*F.*) *Coronaires des lèvres*, are two in number. The *superior* arises from the facial, above, and very close to, the commissure of the lips. It is large and tortuous, and is distributed to the upper lip. The *lower* arises from the facial, at a considerable distance from the commissure, and proceeds, in a serpentine course, into the substance of the lower lip, to which it is distributed.

LABIAL GLANDS. This name is given to a multitude of muciparous follicles, of some size, round, prominent, and separate from each other, which are found on the inner surface of the lips, below the mucous membrane.

LABIAL VEINS are distinguished, like the arteries, into *superior* and *inferior*. They open into the facial vein;—a division of the internal jugular.

LABIALIS, *Orbicularis oris*.

LABIDOMETER, *Labimeter*.

LABIMETER, (*F.*) *Labimètre* ou *Labidomètre*, from *λαβις*, *λαβιδος*, 'forceps,' and *μετρον*, 'measure.' A scale adapted to the handles of the forceps, which indicates the distance of the blades from each other, when applied to the head of the child in *utero*.

LABIS, *Forceps*.

LABIUM, *Lip*—*l. Leporinum*, *Harelip*—*l. Uteri*, *Amphideum*.

LABLAB, *Dolichos lablab*.

LABORANS, *Sick*.

LABORATOIRE, *Laboratory*.

LABORATORIUM, *Laboratory*—*l. Chymicum* seu *pharmacaceuticum*, *Pharmacopœia*.

LABORATORY, *Laboratorium*, *Ergasterion*, (*F.*) *Laboratoire*, from *laborare*, 'to work.' A name given to any place for preparing chemical or pharmaceutical products, &c.

LABORIOSUS, *Sick*.

LABORIOUS. Delivery is said to be laborious, *Partus laboriosus*, *Mogostocia*, (*F.*) *Accouchement laborieux*, when attended with more difficulty and suffering than usual. With some, *laborious labour* means one that requires the use of instruments: See *Dystocia*.

LABOUR, *Parturition*—*l. Difficult*, *Dystocia*—*l. Morbid*, *Dystocia*—*l. Pains*, see *Pains*—*l. Premature*, *Parturition*, (*premature*)—*l. Preternatural*, *Metatocia*, see *Parturition*—*l. Show*, see *Parturition*.

LABRISULCIUM, *Cheilocace*, *Stomacace*.

LABRUM, *Lip*—*l. Cerebri*, *Infundibulum of the brain*.

LABRUSCA, *Bryonia alba*.

LABYRINTH, *Labyrinthus*, *Antrum buccino-sum*. A place, full of turnings, the exit of which is not easily discoverable. Anatomists have given this name to the aggregate of parts, constituting the internal ear, *Labyrinthus auris intima*, *Intima pars organæ auditivæ*. The Labyrinth is situate between the tympanum and meatus auditorius internus. It is composed of several cavities, which communicate with each other in the dried bone; as the *vestibule*, *cochlea*, *semicircular canals*, &c. It is lined by perosteum, and also by a *pulpy membrane*, constituting the *membranous labyrinth*, on which the auditory nerve is regularly dispersed. This membrane forms two sacs in the vestibule, called *sacculus vestibuli* and *sacculus*, (*q. v.*) respectively, which resemble in shape that of the bony cavities containing them. Each sac contains calcareous matter, constituting the *Otolithes* and *Otocories*. When the sac is laid open, upon the upper and outer part, a partition appears, partaking of the nature of the sac, and called by Meckel, *Septum vestibuli nervo-so-membranæ œvum*.

LABYRINTH, *MEMBRANOUS*, see *Labyrinth*.

LABYRINTHUS, *Labyrinth*—*l. Auris Intimæ*, see *Labyrinth*.

LAC, *Milk*, *Lacca*—*l. Ammoniæ*, *Mistura ammoniæ*—*l. Amygdalæ*, *Emulsio amygdalæ*—*l. Asafœtidæ*, *Mistura asafœtidæ*—*l. Avis*, *Albumen ovi*—*l. Guaiaci*, *Mistura Guaiaci*—*l. Gum*, *Lacca*—*l. Lunæ*, *Marga candida*—*l. Maris*, *Sperm*—*l. Primum Puerperæ*, *Colostrum*—*l. Seed*, *Lacca*—*l. Shell*, *Lacca*—*l. Stick*, *Lacca*—*l. Sulphuris*, *Sulphur præcipitatum*—*l. Terræ*, *Magnesia carbonas*—*l. Virginis*, *Virgin's milk*.

LACCA, from *lakah*, *Arab*. *Gummi lacca*, *Stick-lac*, *Gum-lac*, *Seed-lac*, *Shell-lac*, (*F.*) *Laque*. Lac is a substance formed by an insect, and deposited on different species of trees, chiefly in the East Indies,—for example, on *Croton lacciferum*, and two species of *Ficus*,—*Ficus religiosa*, and *F. Indica*. The various kinds,

distinguished in commerce, are *stick-lac*, which is the substance in its natural state, investing the small twigs of the tree; and *seed-lac*, which is the same broken off. When melted, it is called *shell-lac*.

Lac was, at one time, used in the form of tincture, as a tonic and astringent; and it still forms part of particular dentifrices.

LACERATION, *Laceratio*, *Rhegē*, *Rheg'mus*, *Rhegma*, *Ruptura*, *Rupture*, from *lac-rare*, 'to tear':—*Dilaceratio*, *Sparagma*, (F.) *Arrachement*, *Déchirement*, *Dilaceration*. The act of tearing or rending. The breach made by tearing or rending; as a *lacerated wound*, *Tresis vulnus laceratum*, *Laceratura*, *Vulnus laceratum*.

LACERATURA, see *Laceration*.

LACERTA, Lizard.

LACERTI CORDIS, Columnæ carneæ—1. Musculorum, Muscular fasciculi.

LACERTULI CORDIS, Columnæ carneæ.

LACERTUS, Brachium, Muscle.

LAC'ERUM. Same etymon. Any thing torn, or appearing as if torn.

LAC'ERUM FORA'MEN ANTERIUS, (F.) *Trou déchiré antérieur*, *Hiatus spheno-pétreux*, (Ch.) is an irregular opening, formed by the sphenoid and petrous portion of the temporal bone. This foramen transmits the third, fourth, and sixth pairs of nerves and the first branch of the fifth pair to the eye and its appendages.

LACERUM FORAMEN POSTERIUS, *Foramen jugulare*, F. *lacerum in Basi Cranii*, (F.) *Trou déchiré postérieur*, *Hiatus occipito-pétreux*, (Ch.) is formed by the occipital bone, and the inferior edge of the petrous portion of the temporal bone. Through it, the internal jugular vein, the eighth pair of nerves, and accessory nerve pass out of the cranium.

LACHESIS PICTA, see *Arrow-poison*.

LACHESIS RHOMBEATA, *Flammen*. A poisonous serpent common in the lower forests of Peru.

LACHRYMA, Tear; see, also, *Vitis vinifera*.

LACHRYMAL, *La cryma'lis*, from *lac'ryma*, 'a tear.' Belonging to the tears. This epithet is given to various parts.

LACHRYMAL ARTERY proceeds from the ophthalmic; and distributes its principal branches to the lachrymal gland.

LACHRYMAL CANAL OR DUCT, *Nasal Canal or duct*, *Canalis lacrymalis*, *Canalis orbitæ nasalis*, *Ductus nasalis orbitæ*, *Canalis sacci lacrymalis*, *Ductus ad Nasum*, is formed by the superior maxillary bone, os unguis, and os turbinatum inferius; and is seated in the outer paries of the nasal fossæ. It is lined by a prolongation of the mucous membrane of the lachrymal sac; and its inferior orifice is furnished with a valvular duplicature. This duct transmits the tears, which have been absorbed at the great angle of the eye by the puncta lacrymalia, into the nasal fossæ.

LACHRYMAL CARUNCLE, see *Caruncula lacrymalis*.

LACHRYMAL FOSSA, *Fossa seu Fo'vea lacrymalis*, is a slight depression at the upper part of the orbit, which lodges the lachrymal gland.

LACHRYMAL GLAND, *Glandula lacrymalis* seu *innominata Galēni*, is seated in a depression of the frontal bone at the upper, anterior, and outer part of that orbit. It is of about the size of an almond; and of an oval

shape, flattened above and below:—its great diameter being the antero-posterior. It is composed of several small lobules, united by cellular tissue, and separated by it as well as by vessels and nerves which creep in the intervals. This gland has seven or eight excretory ducts, which open behind the upper eyelid. Its use is to secrete the tears, and pour them on the globe of the eye by the excretory ducts.

LACHRYMAL GROOVE, (F.) *Gouttière lacrymale*, is the bony channel, which lodges the lachrymal sac. It is seated at the anterior and inner part of the orbit, and is formed by the os unguis and the ascending process of the upper jaw bone.

LACHRYMAL HERNIA; *Lachrymal Tumour*, *Hernia Sacci Lacrymalis*, is when the tears enter the puncta, but cannot pass to the nose, and accumulate. By Anel, this was called *Dropsy of the Lachrymal Sac*.

LACHRYMAL NERVE is the smallest of the three branches formed by the ophthalmic nerve. It is distributed, particularly to the lachrymal gland and to the upper eyelid. In its course it gives off a *spheno-maxillary* and a *malar* filament.

LACHRYMAL PAPILLA, see *Lachrymal Puncta*.
LACHRYMAL PASSAGES, *Via lacrymalis*, (F.) *Vites lacrymales*. The organs concerned in the secretion of tears, in spreading them over the eye, and taking them up again to transmit them into the nasal fossæ. The lachrymal passages are composed of the *lachrymal gland*, *caruncle*, *puncta*, *ducts*, *lachrymal sac*, and *nasal duct*.

LACHRYMAL PUNCTA, *Puncta Lacrymalia*, *Spiramina Palpebrarum*, (F.) *Points lacrymaux*, are two small, round, and contractile openings, situated in the centre of a tubercle or papilla, *Papilla lacrymalis*, *Tuberculum lacrymale*, about a line and a half distant from the inner commissure of the eyelids, and continuous with the *lachrymal ducts*. These ducts, *Lacrymales Canaliculi*, *Canales seu Ductus lacrymales*, *Ductus lacrymales laterales*, *D. punctorum lacrymalium*, *Corrua lacrymalia* seu *lima'cum*, *Collidia punctorum lacrymalium*, *Canaliculi lima'cum*, *Corrua Lima'cum*, (F.) *Conduits lacrymaux*, are two in number—a *superior* and an *inferior*—which extend from the puncta to the lachrymal sac. They seem formed by a very delicate prolongation of the conjunctiva, which is continuous with the mucous membrane of the *lachrymal sac*, (F.) *Reservoir des larmes*:—the *Saccus* seu *Sinus* seu *Lacus lacrymalis*, *Dacryopey'stis*, *Infundibulum lacrymale*, *Saccus lacrymalis*.

LACHRYMAL TUBERCLE, see *Lachrymal puncta*.

LACHRYMAL VEINS accompany the artery of the same name, and open into the ophthalmic and palpebral veins.

LACHRYMATIO, *Epiphora*. Also, a profuse secretion of tears from any cause:—weeping, *Fletus*, *Ploratio*, *Ploratus*.

LACINIE TUBARUM FALLOPII, see *Tube*, *Fallopian*.

LACIS, *Plexus*.

LACMUS TINCTORIUS, *Lichen roccella*.

LACONICUM, *Vaporarium*, see *Stove*.

LACQ, *Laqueus*.

LACRUMA, *Tear*.

LACRYMA, *Tear*.

LACTANS, *Nurse*.

LACTATION, *Lactatio*, *Thelad'sis*, *Thelasmus*, from *lacto*, (*lac*, 'milk,') 'I suckle,' 'I give milk.' *Suckling*:—the giving of suck, (F.) *Allaitement*. The French have four varieties of lactation. 1. *Allaitement maternel*—*Maternal Lactation*, when the mother suckles the child. 2. *A. étranger mercenaire*,—when another suckles it. 3. *A. artificiel*, when the child is brought up by hand. 4. *A. animal*, when the child is suckled by an animal.

LACTEALS, Chyliferous vessels.

LACTENS, Sucking child.

LACTES, Mesentery, Pancreas.

LACTEUS, Lactic.

LACTIC, *Lac'teus*, *Galact'icus*, *Galac'tinus*, *milky*, from *lac*, 'milk.' Appertaining to milk.

LACTIC ACID, *Ac'idum Lac'teum*, *Acid of milk*, *Acidum Lactis*, (F.) *Acide Lactique*. This has been recommended as a therapeutical agent in atonic dyspepsia, owing to its being presumed to be one of the gastric acids secreted in health. It is given either in the form of lemonade or of lozenges. The acid is obtained either from milk or from the juice of the red beet.

LACTICA, Typhoid.

LACTICANS, Nurse.

LACTICINIA, Parotid.

LACTIFÈRE, Lactiferous.

LACTIFEROUS, *Galactoph'or'ous*, *Lac'ti-fer*, (F.) *Lactifère*, from *lac*, 'milk,' and *fero*, 'I carry.' Milk-conveying.

LACTIFEROUS VESSELS, *Lactiferous Ducts*, *Tub'uli lactiferi* vel *Ductus lactiferi* sen *lac'tea*, (F.) *Vaisseaux ou conduits lactifères*; are the excretory ducts of the mammary gland.

LACTIFEROUS OF LACTEAL SWELLING. A tumefaction of the breast, supposed by Sir Astley Cooper to arise from a large collection of milk in one of the lactiferous tubes, the result of chronic inflammation of the tube near the nipple, with closure of its aperture, and obliteration of the canal for an inch or more. The tube requires to be punctured.

LACTIFUGA, *Lac'tifuge*, from *lac*, 'milk,' and *fugo*, 'I drive away.' Medicines which dispel milk.

LACTIGO, Porrigo larvalis.

LACTIN'IA, from *lac*, 'milk.' Food prepared with milk.

LACTIPOTOR, Galactopotes.

LACTIS REDUNDANTIA, *Galactia*—1. Retentio, Galactischesis—1. Sanguinolenti Excretio, Galactohæmia.

LACTISUGIUM, Antlia lactea.

LACTIVORUS, Galactophagous.

LACTOMETER, Galactometer.

LACTUCA, from *lac*, 'milk;' so called, from its milky juice. *Lactuca Sat'iva*, *Lettuce*, *Garden Lettuce*, *Eunuchium Meco'nis*, *Thridax*, *Cherbas*, (F.) *Laitue ordinaire*, is used as a wholesome salad. The seeds possess a quantity of oil, which, when formed into an emulsion, has been advised in ardor urinæ, &c.

The inspissated juice, *Lactuca'rium*, *Thridacel*, resembles, in odour and appearance, that of opium, and is, like it, narcotic, but uncertain. Dose, gr. j to x and more.

LACTUCA ELONGATA, see *L. virosa*—1. *Graveolens*, *L. virosa*—1. *Sylvestris*, *L. scariola*.

LACTUCA SCARIO'LA, *L. Sylves'tris*, *Scariola*, (F.) *Laitue Scariole*, *L. Sauvage*, possesses a

stronger degree of bitterness than *L. sativa*. It has similar virtues with the next.

LACTUCA VIRO'SA, *L. graveolens*, *Strong-scented Lettuce*, (F.) *Laitue vireuse*. The odour of this plant, the leaves of which are used in medicine, is strongly narcotic, and the taste bitter. They are narcotic, diuretic, and aperient; and have been used in dropsies. *Lactuca elongata*, or *Wild Lettuce* of the United States, has been employed for *L. virosa*.

LACTUCIMEN, Aphthæ.

LACTUCIMINA, Aphthæ.

LACTUMEN, Porrigo larvalis.

LACTUMINA, Aphthæ.

LACUNA, from *lacus*, 'a lake or deep ditch,' *A Fossa* or *Ditch*. Anatomists have given this name to small cavities in the mucous membranes, the parietes of which secrete a viscid humour. Certain lacunæ are but the excretory orifices of mucous crypts. They are very visible in the rectum; vagina, urethra, &c. Sometimes *lacuna* is used synonymously with *crypt*.

LACUNA, *Crypta*, *Fontanella*—1. *Cerebri*, Infundibulum of the brain, Pituitary gland.

LACUNA seu SULCUS seu SULCULUS LABII SUPERIORIS, *Amabile*, *Amato'rium*, *Philtrum*, *Philé'trum*. The hollow of the upper lip under the nose.

LACUNÆ GRAAFIANÆ, *L. mucosæ vulvæ*. The mucous follicles of the vagina.

LACUNÆ MUCOSÆ VULVÆ. *L. Graafianæ*—1. *Palpebrarum*, Meibomius, glands of.

LACUNAR, *La'quear*, 'an arched roof.' The roof of a chamber. Hence,

LACUNAR OR'BITÆ. The roof of the orbit.

LACUNAR VENTRICULI QUARTI SUPERIOR, *Valvula Viessennii*.

LACUNE DE LA LANGUE, *Cæcum foramen*.

LACUS LACRYMALIS, *Lachrymal sac*.

LACUS LACRYMARUM. A small space in the inner angle of the eye between the lids, towards which the tears flow, and at which the triangular canal formed between the closed lids terminates.

LADA, *Piper nigrum*.

LADANUM, see *Cistus creticus*.

LADENDO, *Influenza*.

LADIES' MANTLE, *Alchemilla*.

LADIES' SLIPPER, YELLOW, *Cypripedium luteum*.

LADIES' SMOCK, *Cardamine pratensis*.

LADRERIE (F.), from *λαδρος*, 'deformed.' (F.) *Léproserie*, *Malad'erie*. A vulgar name for elephantiasis, or lepra. Also, an hospital for the reception of the leprosy, *Leprosarium*, *Domus leprosa'ria*.

LADYBIRD, *Coccinella septempunctata*.

LADYBUG, *Coccinella septempunctata*.

LADYCOW, *Coccinella septempunctata*.

LADY CRESPIGNY'S PILLS, see *Pilulæ Aloes et Kinæ Kinæ*.

LADY HESKETH'S PILLS, see *Pilulæ Aloes et Kinæ Kinæ*.

LADY WEBSTER'S PILLS, see *Pilulæ Aloes et Kinæ Kinæ*.

LÆMOS, *Pharynx*.

LÆMOSCI'R'RHUS, *Cancer pharyng'is et œsoph'agi*, *Læmosteno'sis* seu *Dyspha'gia scirr'hosa*; from *λαίμος*, 'the pharynx or œsophagus.' *Cancer of the pharynx or œsophagus*.

LÆMOSTENOSIS SCIRRHOSA, *Læmoscirrhus*.

LÆSIO, Lesion.

LÆTIFICANTIA, from *lætifico*, (*lætus*, and *facio*), 'I make glad.' Medicines formerly used as cordials, in depression of spirits, &c.

LÆVIGATIO, Levigation.

LÆVITAS INTESTINORUM, Lientery.

LAGENTOMUM, Harelip.

LAGNEA, Coition, Satyriasis, Sperm.

LAGNEIA, Coition, Satyriasis, Sperm.

LAGNESIS, Furor Fœmininus, Nymphomania—*l. Furor masculinus*, Satyriasis—*l. Salacitas*, Satyriasis.

LAGNEUMA, Coition, Sperm.

LAGNIA, Satyriasis.

LAGNOSIS, Satyriasis.

LAGOCHËLUS, Harelip.

LAGONES, Flanks.

LAGONOPONOS, Pleurodynia.

LAGONTOMUM, Harelip.

LAGOPHTHALMIA, from *λαγος*, 'a hare,' and *οφθαλμος*, 'an eye.' *Lagophthalmus*, *Hare's Eye*; *Leporinus Oculus*, (F.) *Ceil de Lièvre*. A vicious arrangement of the upper eyelid, which is so retracted that it cannot cover the globe of the eye during sleep. It has been asserted that this condition of the eye is natural in the hare when asleep.

LAGOPHTHALMUS, Lagophthalmia, Gemum urbanum.

LAGOSTOMA, Harelip.

LAICHE, Sarsaparilla Germanica—*l. des Sables*, Sarsaparilla Germanica.

LAIT, Milk—*l. Adoucissant*, Loach ex ovo—*l. d'Anesse*, Milk, asses'—*l. d'Amandes*, Emulsion amygdalæ—*l. d'Asafœtida*, Mistura asafœtidæ—*l. de Beurree*, Buttermilk—*l. de Brebis*, Milk, ewes'—*l. Caillé*, Curds—*l. de Chèvre*, Milk, goats'—*l. Épanché*, *L. répandu*—*l. de Femme*, Milk, human—*l. de Jument*, Milk, mares'—*l. de Poule*, see Ovum.

LAIT RÉPANDU, (F.) *Lait épanché*. A popular expression in France, under which is comprehended every kind of disease (and particularly vague pains) occurring after delivery; all being ascribed to diffusion or deposition of milk.

LAIT DE VACHE, Milk of the cow—*l. Virginal*, Virgin's milk.

LAITERON DOUX, *Sonchus oleraceus*.

LAITIAT, (F.) Sour whey, in which different wild fruits have been macerated. Said to be much used in the Jura as a refreshing drink.

LAITUE ORDINAIRE, Lettuce—*l. Sauvage*, *Lactuca scariola*—*l. Scariola*, *Lactuca scariola*—*l. Vireuse*, *Lactuca virosa*.

LAKEWEED, *Polygonum hydropiper*.

LALIA, Voice, articulated.

LALLA'TION, *Lalla'tio*, *Lambdacis'mus*, *Labdacis'mus*, *Lal'laby speech*. Sauvages uses this term for a vicious pronunciation, in which the letter L. is improperly doubled, or softened, or substituted for R.

LAMAC, *Acacia gummi*.

LAMBACISMUS, Lallation.

LAMBDOID; *Lambdoi'dal*, *Lambdoi'des*, *Lambdoi'des*, *Lambdoi'deus*, from the Greek letter Λ , *λαμβδα*, and *ειδος*, 'shape,' 'resemblance.' Anatomists have given the name LAMBDOIDAL SUTURE, *Sutu'ra Lambdoi'dalis* seu *lambdoi'des* seu *lambdoi'dea*, *S. Proræ* to the suture, formed by the parietal bones and the occipital, because it resembles the letter Λ , *lambda*, of the

Greeks. It is the *Occipito-parietal suture*—*Suture occipitale*, (Ch.) In this suture, the ossa Wormiana are most frequently met with; and the denticulations are most distinctly marked.

LAMBEAU, (F.) A flap of flesh;—hence *Plaies à lambeaux*, Flap-wounds,—*Amputation à lambeaux*,—Flap operation of amputation.

LAMBITIVUM, Eclectos.

LAMBKILL, *Kalmia latifolia*.

LAME, Lamina—*l. Cornée*, *Tœnia semicircularis*—*l. Ruyschienne*, *Ruyschiana tunica*.

LAMELLA, Lamina.

LAMELLAR, *Lamello'sus*, *Lam'inated*, (F.) *Lamelleux*, *Lamineux*, composed of thin laminae or leaves—as the *Lamellar* or *laminated tissue*; i. e. the *cellular tissue*.

LAMELLEUX, Lamellar.

LAMENESS, Claudication.

LAMINA, *Lamel'la*, (F.) *Lame*. A thin, flat part of a bone; a plate or table, as the cribriform lamina or plate of the ethmoid bone. *Lamina* and *Lamella* are generally used synonymously; although the latter is properly a diminutive of the former.

LAMINA CRIBROSA OSSIS ETHMOÏDEI, see *Criblé*—*l. Medullaris triangularis cerebri*, *Lyra*—*l. Prima cutis*, *Epidermis*.

LAMINA PERITONÆI EXTERNA. The outer lamina or fold of the peritonæum.

LAMINA SPIRALIS, *Septum scalæ*, *Septum coch'leæ auditivæ*. A partition between the scalæ of the cochlea. The largest part of this next the modiolus is formed of bone. The remainder, or that part next the opposite side of the scalæ, is composed of a cartilaginous membrane, called, by Valsalva, *Zona Coch'leæ*. By some anatomists, the lamina is divided into a *Zona os'sea*, and *Z. mollis*. By others, it is considered to consist of four laminae, when examined with a strong glass: a *Zona os'sea*, next to the modiolus—a *Zona cori'acea*, on the outer side of this: a *Zona vesicularis*—and a *Zona membrana'cea*, which is, perhaps, the lining membrane of the cochlea.

LAMINE SPONGIOSE NASI, Turbinated bones. LAMINARIA DIGITATA, *Tangle*. One of the Algæ eaten in Scotland, and hawked about the streets with the Pepper-dulse.

The leaf of a sea-weed—a species of *Laminaria* is employed in the Himalayas under the name of *goutre leaf*, so called because chewed by the inhabitants where goutre prevails.

LAMINATED, Lamellar.

LAMINEUX, Lamellar.

LAMIUM ALBUM, *Urtica mortua*, *Galeopsis Archangelica*, *Dead Nettle*, *White Arch'angel Nettle*, (F.) *Ortie blanche*, *Ortie morte*. Infusions of this plant have been recommended in uterine hemorrhage, and leucorrhœa. It is not used.

LAMIUM MONTANUM, *Melittis melissophyllum*—*l. Rubrum*, *Galeopsis*.

LAMOTTE, MINERAL WATERS OF, These thermal springs are in the department of Isère, France. Temperature, 184°.

LAMPOURDE, *Xanthium*.

LAMPROPHONUS, from *λαμπος*, 'clear,' and *φωνη*, 'voice.' One who has a clear voice.

LAMPANA, *Lapsana*.

LAMPYRIS, *Cicindela*.

LANA PHILOSOPHORUM, *Zinci oxydum*.

LANARIA, *Saponaria*, *Verbascum nigrum*.

LANCE DE MAURICEAU, (F.) An in-

strument invented by Mauriceau for perforating the head of the fœtus. A perforator.

LANCEOLA, Lancet.

LANCET, *Lance'pla*, *Lancet'ra*, *Schast'ron*, *Scalprum chirurgicum*, (F.) *Lancette*,—diminutive of *lancea*, 'a lance.' A surgical instrument, used in the operation of phlebotomy. It is composed of two parts, the handle, (F.) *Chasse*, and the blade, (F.) *Lame*. The former is made of two small plates of ivory, bone, or shell, moveable on the blade for whose preservation they are intended. The blade is formed of well polished steel. Lancets are made of different shapes; some being *broad-shouldered*—others, *spear-pointed*. The French distinguish three kinds: 1. *Lancette à grain d'orge*, which on account of the almost oval shape of its point makes a large opening. 2. The *L. à langue de serpent*, which is very narrow towards the point; and, 3. The *L. à grain d'avoine*, which holds a medium station between the two former, and is generally preferred.

The *Abscess Lancet* is merely a large lancet for the purpose of opening abscesses.

LANCETTA, Lancet.

LANCETTE, Lancet.

LANCETTIER, (F.) A lancet case.

LANCINANT, Lancing.

LANCINATING, *Lancinans*, from *lanciare*, (*lancea*, 'a lance,') 'to strike or thrust through.' (F.) *Lancinant*, (substantive *Élanement*.) A species of pain, which consists in lancements or shootings, similar to those that would be produced by the introduction of a sharp instrument into the suffering part. It is especially in cancer that this kind of pain is felt.

LAND'S END, CLIMATE OF. The climate of the Land's End, in England, resembles that of the south of Devonshire, but is more relaxing. It is considered to be most likely to prove beneficial in consumptive cases, in which the disease is accompanied by an irritated state of the pulmonary mucous membrane, producing a dry cough. Where the system is relaxed, and the secretion from the lungs considerable, the climate, it is conceived, will generally prove injurious. As a brumal retreat, the southern coast of Devonshire would seem to be preferable to it.

LANGÉAC, MINERAL WATERS OF.—Acidulous, mineral waters at Langeac, in the department of Haute-Loire, France. They are employed as refrigerant, aperient, and diuretic. They contain carbonic acid, carbonates of soda and magnesia, and a little iron.

LANGUI AQUA EPILEPTICA, *Epileptic Water of Languis*, formerly employed against epilepsy. It was composed of the flowers of *convallaria* and *lavender*, *Spanish wine*, *cinnamon*, *nutmeg*, *mistletoe*, *peony* and *dittany roots*, *long pepper*, *cubebæ*, and *rosemary flowers*.

LANGUE, Tongue—*l. de Carpe*, see *Lever*—*l. de Cerf*, *Asplenium scolopendrium*—*l. de Chien*, *Cynoglossum*—*l. de Serpent*, *Ophioglossum vulgatum*.

LANGUEUR, Languor.

LANGUOR, *Aph'esis*, (F.) *Languueur*. A species of atony, depression, or debility, which generally comes on slowly.

LANTANA, *Sage Tree*, *Blueberry*, (F.) *Cail-leau*. The leaves of this indigenous plant form a

fine-scented tea like *L. Camara* or *Bahama Tea*; and *L. Pseudothéa* or *Brazil Tea*. The tea is used as a diaphoretic.

LANU'GO, *Pili cutis*, *Pluma*, from *Lana*, 'wool.' The soft fine hair on different parts of the body, especially of the young.

LANUGO PRIMA, *Genéias*—1. *Pudendorum*, *Pubes*—1. *Siliquæ hirsutæ*, see *Dolichos pruriens*.

LANUVIUM, *Vulva*.

LAONICA CURATIO SEU CURA. A mode of treating the gout, which consisted in the employment of local applications, proper for evacuating the morbid matter. (?)

LAOS, Tin.

LAPACTICUS, Cathartic, Laxative.

LAPARA, Abdomen, Flanks, Lumbi.

LAPAROCELÉ, from *λαπαρα*, 'the lumbar region,' and *κηλί*, 'rupture.' *Lumbar Hernia*, through a separation of the fibres of the quadratus lumborum, and a protrusion of the aponeurosis of the transverse muscle, on the outside of the mass common to the sacro-lumbalis and longissimus dorsi.—*Cloquet*.

LAPAROCYSTOTOMIA, see *Lithotomy*.

LAPARO-ELYTROTOMIA, *Cæsarean Section*.

LAPARO-ENTEROTOMY, *Lap'aro-enterotomia*; from *λαπαρα*, the 'lumbar region,' the 'abdomen;' *εντερον*, 'intestine,' and *τομή*, 'incision.' The operation of opening the abdomen and intestinal canal, for the removal of disease.

LAPAROSCOPIA, *Abdominoscopia*.

LAPAROTOMY, see *Gastrotoomy*.

LAPATHOS, *Rumex acutus*—1. *Aquaticum*, *Rumex hydrolapathum*—1. *Chinense*, *Rumex*—1. *Oriente*, *Rumex*—1. *Sanguineum*, *Rumex sanguineus*—1. *Unctuosum*, *Chenopodium bonus Henricus*.

LAPE, *Mucus*.

LAPIDIL'UM, from *Lapis*, 'a stone.' *Blasius* has given this name to a kind of scoop, used, in his time, for extracting stone from the bladder.

LAPILLATIO, *Lithia*.

LAPILLI GLANDULÆ PINEALIS, see *Pineal gland*.

LAPILLUS, diminutive of *Lapis*, 'a stone.' A small stone; gravel; a grain of sand.

LAPIS, *Calculus*—1. *Accipitrum*, *Hieracites*—1. *Aerosus*, *Calamina*—1. *Ammoniaca*, see *Ammoniac gum*—1. *Animalis*, *Blood*—1. *Armenicus*, *Melochites*—1. *Aureus*, *Urine*—1. *Bezoardicus*, *Bezoar*—1. *Cæruleus*, *Cupri sulphas*—1. *Calaminaris*, *Calamina*—1. *Carneolus*, *Cornelian*—1. *Causticus*, *Potassa cum calce*—1. *Causticus*, *Potassa fusa*—1. *Collymus*, *Ætites*—1. *Contrayerva*, *Pulvis contrayervæ compositus*—1. *Cyanus*, *L. lazuli*.

LAPIS DIVINUS, *L. Ophthalmicus* seu *Ophthalmicus St. Ivesii*. (*Cupri sulphat.*, *alumin.*, *Potass. nitrat.* ãã ʒj. Melt together, adding at the end *Camphor* ʒiss.) Employed to make an eye-water, ʒij ad *Aqua* ʒiv.

LAPIS FULMINEUS, *Ceraunium*—1. *Hematites*, *Hæmatites*—1. *Heracleus*, *Magnet*—1. *Infernalis*, *Argentii nitras*—1. *Infernalis alkalinus*, *Potassa fusa*—1. *Infernalis sive septicus*, *Potassa cum calce*—1. *Judaicus*, *Judæus (lapis)*.

LAPIS LAZULI, *Lapis Cy'anus*, *Asulci*, *Laz'ulite*, (F.) *Pierre d'azur*, *Outremer*. A stone, of a beautiful blue colour: opaque: and close-grained; fracture, dull. It is composed of *silex*;

alumine; carbonate and sulphate of lime; oxide of iron, and water. It was formerly looked upon as a purgative and emetic, and given in epilepsy.

LAPIS MALUCENSIS, Bezoard of the Indian porcupine—*l. Nauticus*, Magnet—*l. Ophthalmicus*, *l. Divinus*—*l. Ophthalmicus* St. Ivesii, *l. Divinus*—*l. Phœnicites*, Judæus (*lapis*)—*l. Porcinus*, Bezoard of the Indian porcupine—*l. Prunellæ*, Potassæ nitras fusus sulphatis paucillo mixtus—*l. Sardijs*, Cornelian—*l. Septicus*, Causticum commune—*l. Septicus*, Potassa fusa—*l. Specularis*, *S. lucidum*—*l. Syderitis*, Magnet—*l. Syriacus*, Judæus (*lapis*)—*l. Vini*, Potassæ supertartras impurus.

LAPPA, Arctium lappa, Galium aparine, Lip-pitudo—*l. Minor*, Xanthium.

LAPPULA HEPATICA, Agrimony.

LAPSA'NA, *Lampsana*, *Napium*, *Papilla'ris herba*, *Dock-creases*, *Nipple-Wort*, (*F.*) *Lampansæ*, *Herbe aux Mamelles*. This plant is a lactescent bitter. It has been chiefly employed, however, as an external application to sore nipples, &c.

LAPSUS PILORUM, Alopecia.

LAQ, Laqueus.

LAQUE, Lacca.

LAQUEAR, Lacunar.

LA'QUEAR VAGINÆ, *Fundus Vaginæ*. The part of the vagina in which the cervix uteri terminates.

LA'QUEUS, *Funis*. A cord, ligature or bandage, with running knots;—a *Noose*, a *loop*, *Brochos*, *Pach'etos*, (*F.*) *Laq* ou *Laqç*. The term is applied to a bandage or fillet of any kind, attached by means of a loop upon any part, with the view of fixing it; as in certain cases of labour, where a hand or foot presents; or to facilitate extension in luxations and fractures.

LAQUEUS GUT'TURIS, 'Noose of the throat.' Violent inflammation of the tonsils, in which the patient appears as if suffocated by a noose. According to some, gangrenous cynanche.

LARCH, *Pinus larix*.

LARD, *Adeps suilla*.

LARDACÉ, Lardaceous.

LARDACÉOUS, *Larda'ceus*, *Lard'ceus*, *Lard'iform*, *Lard'iformis*, (*F.*) *Lardacé*; from *lardum*, 'lard,' the fat of bacon. An epithet given to certain organic alterations in the textures, whose aspect and consistence resemble lard.

LARDEUS, Lardaceous.

LARDIFORM, Lardaceous.

LARGE, Broad.

LARIX, *Pinus larix*.

LARKSPUR, **BRANCHING**, *Delphinium consolida*.

LARME, Tear.

LARMOIEMENT, Epiphora.

LA-ROCHE POSAY, MINERAL WATERS OF. Simple sulphurous waters in the department of Vienne, France.

LARVA, Mask.

LARYNGE, Laryngeal.

LARYNGE'AL, *Larynge'us*, (*F.*) *Laryngé*, *Laryngien*. Same etymon as **LARYNX**. That which belongs to the larynx.

LARYNGEAL ARTERIES are given off from the thyroid arteries.

LARYNGEAL NERVES, (*F.*) *Nerfs Laryngés*, are two in number;—a *superior* and *inferior*.

The *superior laryngeal nerve* is given off from the trunk of the pneumogastric, at the upper and deep part of the neck. It passes downwards and inwards, behind the internal carotid artery, and divides into two secondary branches; the one, *external*, which distributes its filaments, on the outside of the larynx, to the sterno-thyroid, hyo-thyroid, constrictor inferior, crico-thyroid muscles, &c. The other, the *internal*, which crosses the thyro-hyoid membrane, and gives filaments to the epiglottis, the mucous membranes of the pharynx and larynx, to the arytenoid gland, the arytenoid and crico-thyroid muscles, and ultimately anastomoses with the inferior laryngeal nerve. The *inferior laryngeal nerves* or *recurrens*, *Nervi reversi'vi*, *Rameaux Trachéaux* (*Chaus.*), arise from the trunk of the pneumogastric within the thorax. They ascend in the furrow, which separates the trachea from the œsophagus, to be distributed on the neck, after having been reflected;—the left around the arch of the aorta; the right, around the corresponding subclavian. They send off filaments to the cardiac plexuses; to the paretics of the œsophagus, and trachea; to the thyroid gland; to the inferior constrictor of the pharynx; the posterior and lateral crico-arytenoid and thyro-arytenoid muscles; and to the mucous membrane of the pharynx and larynx.

LARYNGEAL PHTHISIS, *Pthistis laryngeal*—*l. Sound*, *Laryngeche*.

LARYNGEAL VEINS open into the internal jugular. Winslow gives the name *laryngeal* to the *superior thyroid artery*.

LARYNGEAL VOICE, see *Voice*.

LARYNGE'CHE, from *λαρυγῆ*, 'the larynx,' and *ἡχη* or *ἡχος*, 'sound.' The *laryngeal sound* heard by the stethoscope during breathing and speaking.

LARYNGIEN, Laryngeal.

LARYNGISMUS STRIDULUS, *Asthma thymicum*.

LARYNGITE, *Laryngitis*—*l. Muqueuse*, *Laryngitis* (simple)—*l. Œdémateuse*, *Œdema of the glottis*—*l. Œdémateuse et séro-purulente*, *Œdema of the glottis—l. avec Production de Fausse membranes*, *Cynanche trachealis*—*l. Pseudo-membraneuse*, *Cynanche trachealis—l. avec Sécrétion de Pus*, *Pthistis laryngea*—*l. Sus-glottique*, *Œdema of the glottis*—*l. Striduleuse*, *Asthma thymicum*—*l. Sous-muqueuse*, *Œdema of the glottis*.

LARYNGITIS, from *Larynx*, and *itis*, a suffix denoting inflammation; *Inflammatio Laryngis*, *Cynanchè laryngé'a*, *Angina laryngea*, (*F.*) *Laryngite*, *Catarrhe laryngien*, *Angine laryngé*, *Inflammation of the Larynx*. This disease, in some measure, resembles croup; but is usually devoid of that peculiar sonorous inspiration, which attends the latter. There is, also, pain upon pressing the larynx; and, whilst laryngitis is a disease of more advanced life, croup attacks children. The membraniform exudation is, also, absent; probably, because the inflammation, being seated above the glottis, the coagulable lymph is readily expectorated. It requires the most active treatment.

Simple Laryngitis is called by some *mucous Laryngitis*, *Laryngitis acuta*, *L. mucosa acuta*, (*F.*) *Laryngite muqueuse*, to distinguish it from *submucous Laryngitis* or *Œdema of the glottis*.

Chronic Laryngitis is generally regarded as synonymous with laryngeal phthisis; but it may exist independently.

LARYNGITIS ACUTA, Laryngitis—1. Chronic, see Phthisis Laryngea—1. Mucosa acuta, Laryngitis—1. Mucous, Laryngitis (simple)—1. Edematous, Edema of the glottis—1. Seropurulent, Edema glottidis—1. Submucous, Edema of the glottis—1. et Tracheitis chronica, see Phthisis laryngea—1. et Tracheitis infantilis, Cynanche trachealis.

LARYNGOCACE, Cynanche trachealis.

LARYNGO-CATARRHUS, *Catarrhus Laryngeus et trachealis*. Catarrh affecting the larynx and trachea more especially, as indicated by alteration of the voice—hoarseness—itching and sensation of burning in those parts; short cough and expectoration, &c.

LARYNGO-ET-TRACHEO-PHTHISIS, Phthisis laryngea.

LARYNGOG'RAPHY, *Laryngographia*; from λαρυγξ, 'the larynx,' and γραφή, 'a description.' An anatomical description of the larynx.

LARYNGOL'OGY, from λαρυγξ, 'the larynx,' and λογος, 'treatise.' A treatise on the larynx.

LARYNGOPH'ONY, *Tracheophony, Laryngeal voice, Tracheal voice*; from Larynx, and φωνη, 'voice.' The sound heard in health, when the stethoscope is placed over the larynx or trachea, at the time a person speaks. The voice appears to pass immediately up to the ear of the auscultator. A similar physical sign exists when there is a cavity in the lungs, and the instrument is placed over it whilst the patient speaks. See Pectoriloquy.

LARYNGOPHTHISIS, Phthisis laryngea.

LARYNGOSTASIS, Cynanche trachealis.

LARYNGOSTENOSIS; from λαρυγξ, 'the larynx,' and στενωσις, 'contraction.' Contraction or narrowness of the larynx.

LARYNGOT'OMY, *Laryngotomia*, from λαρυγξ, 'the larynx,' and τέμνειν, 'to cut.' A surgical operation, which consists in opening the larynx, either to extract a foreign body, or to remedy an obstruction of the glottis. The operation is, sometimes, erroneously called *Bronchotomy* and *Tracheotomy*.

LARYNGO-TRACHEITIS, Cynanche trachealis—1. Tracheitis with Diphtheritic exudation, Cynanche trachealis.

LARYNX, λαρυγξ, ('a whistle.') *Caput seu Operculum seu Initium seu Finis superior seu Terminus superior seu Pars primi asperæ arteriæ*. The apparatus of voice is situated at the superior and anterior part of the neck; and at the top of the trachea, with which it communicates. It is composed of four cartilages,—the thyroid, cricoid, and two arytenoid; is moved by a number of muscles, and lined by a mucous membrane, having certain membranous reflections, constituting the *superior ligaments of the glottis*, &c.

PARTS COMPOSING THE LARYNX.

1. *Cartilages*, { Thyroid.
Cricoid.
Two Arytenoid.
Epiglottis.

- | | | |
|---------------------------------|--------------|---|
| 2. <i>Muscles</i> . | } Extrinsic, | } Sterno-thyroid.
Constrictors of the pharynx.
All the muscles of the hyoid region. |
| | | |
| 3. <i>Mucous Membrane</i> . | | |
| 4. <i>Glands</i> , | | { Epiglottic.
Arytenoid.
Thyroid. |
| 5. <i>Membranes</i> , | | { Thyro-hyoid.
Crico-thyroid. |
| 6. <i>Ligaments</i> , | | { Crico-arytenoid.
Thyro-arytenoid. |

The vessels and nerves of the larynx are called *laryngeal*.

The larynx is destined to give passage to the air, in the act of respiration, and to impress upon it certain modifications, which constitute voice. Its dimensions vary in different individuals. In men, it is always larger, and situate lower than in women.

LARYNX, PELLICULAE OF PLASTIC INFLAMMATION OF THE, Cynanche trachealis.

LAS'ANUM, *Sella familiar'ica*, (F.) *Chaise percée*. A close stool.

LASCIVIA, Satyriasis.

LASCIVITAS, Satyriasis.

LASCIVUS, Libidinous.

LASER, Laserpitium—1. à *Larges feuilles*, Laserpitium latifolium.

LASERPIT'IUM, *Laser, Silphium, σιλιφιον*. A term applied, anciently, both to a plant and its juice, with the nature of neither of which we possess any precise information. Bentley, Laurence, Geoffroy, &c., regard it to have been the same as asafetida.—Theophrastus, Dioscorides, and the ancient scholiast of Aristophanes, however, by assigning a sweet and agreeable flavour to the laserpitium, discountenance the idea. From whatever plant obtained, it was so rare, and consequently so costly, that the Romans deposited it in the public treasury. It was obtained from Cyrene—*Succus Cyrenæicus*—and likewise from Persia—the latter being the most valuable. The Laserpitium is called by Avicenna, *Alkihî*.

LASERPIT'IUM LATIFOLIUM, *Gentiana alba, White Gentian, Cerdaria alba*; (F.) *Laser à larges feuilles*. The root of this plant is bitter and tonic.

LASERPIT'IUM SILER, *Ses'eli, Siler montanum; Heart-wort, Sermountain*. The seeds and roots are possessed of aromatic properties.

LASSITUDE OCULAIRE, Copyopia.

LASSITUDO, Copos.

LATENS IN ORE, Pterygoideus internus.

LATENT, *Latens*, from *latere*, 'to lie hid.' 'Lying hid,' 'concealed.' An epithet applied to certain diseases or states of disease, in which the symptoms are so concealed and obscure, *morbi occulti*, as to escape the observation of the physician. Thus, we say *latent inflammation, latent period of small-pox*.

LATERIT'IOUS, *Laterit'ius, Lateric'ius*, from *later*, 'a brick.' An epithet applied to the brick-like sediment, occasionally deposited

in the urine of people afflicted with fever. *Sodimentum urinae latericivum.*

LATESCENTIS CHORDÆ (Musculus), *Palmaris longus.*

LATEX NIVEUS, Milk.

LATHYRIS, *Euphorbia lathyris.*

LATIBULUM, from *lateo*, 'I lie hid.' The foyer of a febrile poison; whence it spreads to every part to induce a paroxysm. See *Clapier.*

LATICA. Same etymon. *Amphimerina latica* of Sauvages. A species of quotidian remittent, whose paroxysms are very long, and which is accompanied with latent heat (?) whence its name.

LATICES LACTEI, *Receptaculum chyli.*

LATISSIMUS COLLI, *Platysma myoides.*

LATISSIMUS DORSI, *Aviſcalptor; Brachium movens quartus*, (F.) *Lombo-huméral*, (Ch.), *Dorsi-lombo-sacro-huméral*, *Muscle grand dorsal*, *M. très large du dos*. A flat muscle; broad, especially below; thin; quadrilateral; and situate at the posterior, lateral and inferior region of the trunk. It is attached to the posterior half of the outer lip to the crest of the ilium; to the posterior surface of the sacrum; to the spinous processes of the six or seven last dorsal vertebræ, to all those of the loins, and to the last four false ribs, and is inserted by a strong tendon at the posterior edge of the bicipital groove of the humerus. Its upper fibres are almost horizontal: the middle very long and oblique upwards and outwards: and the anterior almost vertical. This muscle carries the arm backwards, depressing it, and making it turn on its axis. It also draws backwards and downwards the prominence of the shoulder. When, suspended by an arm, we make an effort to raise ourselves, it draws the trunk towards the arm. It can, also, raise the ribs by assuming its fixed point on the humerus, and become an inspiratory muscle.

LATIFUDO HUMERI, *Scapula.*

LATTICE WORK, *Canelli.*

LATUS, Broad.—*Ani*, *Levator ani.*

LAU, see *Spirit.*

LAUCANIA, *Leuca'nia*, *Lav'chané*, from *lavu*, 'I enjoy,' 'I take.' The fauces and œsophagus. Also, the chin.—*Gorræus.*

LAUCHANE, *Laucania.*

LAUDANUM or **LAUDANUM**. Perhaps from *laus*, 'praise;' *laudat'um*, 'praised.' Every preparation of opium, solid or liquid, but more particularly the extract and tincture, and especially the latter.

LAUDANUM ABBATIS ROUSSEAU, *Gutta Abbat'is Rousseau*, *Vinum opiat'um fermentatio'nè parat'um*, *Abbe Rousseau's Drops*. (Mel. *Narbonnens*, ℞ij, *aqua calida* Oijj. Set in a warm place, and, as soon as the mixture ferments, add opium ℥iv, dissolved in water, f. ℞xij. Let it ferment for a month, and evaporate to f. ℞x: strain, and add rectified spirit of wine ℥ivss.)

LAUDANUM, *FORD'S*, *Vinum opii*—*Liquid*, *Tinctura opii*—*Liquidum Hoffmanni*, *Vinum opii*—*Liquidum Sydenhami*, *Vinum opii*—*Opiatum*, *Extractum opii*—*Simplex*, *Extractum opii*.

LAUGH, *Risus*—*L. Sardonic*, *Canine laugh.*

LAUGHING, *Risus.*

LAUGHTER, *Risus.*

LAUREL, *Kalmia latifolia*, *Magnolia macrophylla*—*L. Broad-leaved*, *Kalmia latifolia*—*L.*

Cherry, *Prunus lauro-cerasus*—*L. Common*, *Prunus lauro-cerasus*—*L. Dwarf*, *Kalmia angustifolia*—*L. Mountain*, *Kalmia latifolia*, *Rhododendron*—*L. Narrow-leaved*, *Kalmia angustifolia*—*L. Poison*, *Prunus lauro-cerasus*—*L. Rose*, *Kalmia latifolia*—*L. Sheep*, *Kalmia angustifolia*—*L. Swamp*, *Kalmia glauca*—*L. Sweet*, *Illicium Floridanum*—*L. Water*, see *Prunus lauro-cerasus*—*L. White*, *Magnolia glauca.*

LAURENT, **SAINTE**, **MINERAL WATERS** OF. A thermal spring, five leagues from Joyeuse in France. Temp. 127° Fahr.

LAURENTIA PINNATIFIDA, *Pepperdulse*. One of the Algæ, eaten in Scotland, and hawked about the streets of Edinburgh along with *Lamina'ria digitata* or *Tangle.*

LAUREOLA, *Daphne laureola.*

LAURIER, *Laurus*—*L. Alexandrin*, *Ruscus hypoglossum*—*L. Amandier*, *Prunus lauro-cerasus*—*L. Cérise*, *Prunus lauro-cerasus*—*L. Ross*, *Nerium oleander.*

LAURO-CERASUS, *Prunus lauro-cerasus.*

LAURUS, *Laurus nobilis*, *Daph'né*, *Sweet Bay*. *Nat. Ord. Laurineæ.* (F.) *Laurier*. The leaves and berries have a sweet, fragrant smell, and an aromatic, astringent taste. Sweet bay has been advised as a stomachic and carminative, but is now rarely used. It is, sometimes, employed as a fomentation and in gylsters; and the berries are an ingredient in the *Emplastrum Cumini.*

LAURUS ALEXANDRINA ANGUSTIFOLIA, *Ruscus hypoglossum*—*L. Camphora*, see *Camphor.*

LAURUS BENZOÏN, *Benzoïn odorif'errum*, *Laurus Pseudo-benzoïn*, *Spice wood*, *Spice bush*, *Allspice bush*, *Wild allspice*, *Spice berry*, *Fever wood*, *Fever bush*. An indigenous shrub, growing in moist, shady places in all parts of the United States; flowering early in spring. All parts of the shrub have a spicy, agreeable flavour, which is strongest in the bark and berries. An infusion or decoction of the small branches is used in popular practice as a vermifuge, and agreeable drink in low fevers. The bark has been used in intermittents; the berries, dried and powdered, for allspice. The oil of the berries is used as an excitant.

LAURUS CASIA. The species of *laurus* which yields the *Cassia lign'ea*, *Casia*, *Cassia cinnamo'mea*, *Cortex Canell'æ Malabar'ica*, *Cassia lign'ea Malabar'ica*, *Xylo-cassia*, *Canell'æ Malabar'ica et Javen'sis*, *Canella Oub'ana*, *Arbor Juda'ica*, *Cassia Canell'æ*, *Canellifera Malabar'ica*, *Cortex cras'sior*, *Cinnamo'mum Malabar'icum*, *C. Indicum*, *C. Sinen'se*, *Calihac ha canell'æ*, *Wild Cinnamon*, *Malabar Cinnamon*, *Cassia*. (F.) *Canelle de Malabar*, *ou de Java* *ou de la Chine* *ou des Indes* *ou de Coromandel*, *C. fausse*, *C. matte*, *Casse en bois*, *Casse aromatique*. The bark and leaves abound with the flavour of cinnamon, for which they may be substituted; but they are much weaker. The unopened flower buds are used in the same manner.

LAURUS CINNAMO'MUM, *Cinnamo'mum*, *C. Zeylan'icum*, *Darse'ni*, *Darsi'ni*, *Cinnamon*, *Xylo-cinnamomum*, *Cuirdo Canell'æ*. (F.) *Canelle*, *Baume de Canelle*, *Canelle officinale*. Cinnamon bark, which is obtained also from the *Cinnamo'mum aromaticum*, is stimulant and carminative, and is employed, chiefly, as a grateful aromatic, to cover the taste of nauseous remedies. Dose, gr. x. to ℥j. The *Flow-*

ers, called *Cassia Flores* in the shops, possess aromatic and astringent virtues, and may be used wherever cinnamon is required. The volatile oil of the bark—*Oleum Cinnamomi*—Oil of Cinnamon, is official in the Pharm. U. S.

LAURUS CULILAWAN, *Cinnamomum Culilawan*. The tree that affords the *Cortex Culilawan*, *Culilawan*, *Culilawan*, *Cortex caryophylloides*, *C. Caryophylloides Amboinensis*. This bark resembles the sassafras in appearance and properties, and is used in Java as a condiment.

LAURUS MALABATHRUM, see Malabathrum—1. Nobilis, Laurus—1. Pseudobenzoin, L. Benzoin.

LAURUS SASSAFRAS, *Sassafras*, *Cornus mas odorata*, *Anhuiba*, *Ague-free*. Indigenous in the United States. Sassafras wood and root, and especially the bark of the root, *Sassafras Radicis Cortex* (Ph. U. S.) have been considered stimulant, sudorific and diuretic. The virtues depend upon essential oil, *Oleum Sassafras*, the odour of which is not unlike that of fennel. It has been used in cutaneous diseases, chronic rheumatism, &c.

The pith of the stems, *Sassafras medulla*, abounds in gummy matter, which it readily imparts to water, forming a limpid mucilage, which is much employed as a collyrium in ophthalmia, and as a drink in dysentery, catarrh, &c., (one dram of the pith to a pint of boiling water.)

LAUTISSIMA VINA. Wines were formerly so called, which were strongly impregnated with myrrh.

LAVAMENTUM, Clyster, Enema.

LAVANDE, Lavendula.

LAVANDULA, Lavendula.

LAVEMENT, Clyster, Enema—1. *Antispasmodique*, Enema fetidum.

LAVENDER, COMMON, Lavendula—1. Sea, *Statice limonium*, *Statice Caroliniana*.

LAVENDULA, from *lavo*, 'I wash;' so called from being used in baths. *Lavandula spica*, *L. vera*, *Lavandula*, (Ph. U. S.) *Common Lavender*, (F.) *Lavande*, *Aspic*, *Spic*. The odour of lavender flowers is fragrant and agreeable; taste warm and bitterish—depending upon an essential oil. It has been used as a stimulant; particularly in the form of the oil, *Oleum lavendulae*. The dried leaves have been employed as an errhine.

The French use the *Lavendula stachas*, *Stachas* et *Stichas Arabica*, *French Lavender*, of which they have a compound syrup, *Syrupus de stachadé compositus*: given as a pectoral.

LAVER GERMANICUM, *Veronica beccabunga*—1. *Odoratum*, *Sisymbrium nasturtium*.

LAVIPEDIUM, *Pedilivium*.

LAW MEDICINE, Medicine, legal.

LAWSONIA INERMIS, *Alecania vera*, *A. Orientalis*, *Cyprus antiquorum*, *Ligustrum Aegyptiacum*, *Smooth Lawsonia*; (F.) *Henné*. An East Indian and African plant, the root of which is slightly astringent.

In India, the root of the *Lawsonia spinosa* is employed in lepra and other cutaneous affections.

LAX, *Diarrhoea*.

LAXANS, Laxative, Relaxant.

LAXATIVE, *Laxativus*, *Laxans*, *Leviens*, from *laxare*, 'to loosen;' *Minorativus*, *Solu-*

tivus, *Alviducus*, *Hypocochoreticus*, *Hypagogus*, *Hypellatus*, *Hypocatharticus*, *Lapaticus*. A medicine which generally opens the bowels; such as tamarinds, manna, &c.

LAXATIVUS INDICUS, Cambogia.

LAXATOR AURIS INTERNUS, L. tympani.

LAXATOR MINOR TYMPANI. A very small muscle which extends from the upper part of the external auditory canal, and is inserted at the inferior part of the process of the handle of the malleus. Its existence is denied by most anatomists.

LAXATOR TYMPANI, *L. major tympani*, *Ecternus mallei*, *Anterior mallei*, *Obliguus auris*, *Ecternus auris* vel *Laxator internus*, *Eustachii musculus*; (F.) *Antérieur du marteau*, *Sphéno-salpingo-mallien*. A muscle which arises from the spine of the sphenoid bone and from the cartilage of the Eustachian tube, and is inserted, by a tendon, into the apophysis of Rau. It relaxes the membrana tympani.

LAXITAS, Atony—1. Alvi, *Diarrhoea*—1. *Ingestorum*, *Lientery*—1. *Intestinarum*, *Lientery*—1. *Scroti*, *Rhachosis*—1. *Ventriculi*, *Gasterathenia*.

LAXITY, *Laxitas*, *Lazness*. Condition of a tissue, when loose or relaxed; or of one which wants tone. We say *laxity of fibre*, *laxity of skin*, to express, that those parts have lost some of the tenseness proper to them.

LAZARETTO, *Lazaret*, *Lazar-house*, from (I.) *lazzero*, 'a leper.' A solitary edifice in most seaports of magnitude, intended for the disinfection of men and goods, proceeding from places where contagious diseases are prevailing.

LAZULITE, *Lapis lazuli*.

LEAD, *Plumbum*—1. Black, *Graphites*—1. *Chloride of Plumbi chloridum*—1. *Iodide of*,—see *Iodine*—1. *Oxyd of semi-vitrified*, *Plumbi oxydum semivitreum*—1. *Red*, *Plumbi oxydum rubrum*—1. *Subcarbonate of Plumbi superacetates*—1. *Superacetate of Plumbi superacetates*—1. *Tannate of*, see *Tannin*—1. *White*, *Plumbi subcarbonas*.

LEAD-POISONING, *Molybdo-sis*, *Morbus plumbeus*, *Cacoecymica plumbea*, (F.) *Intoxicatio saturnine*. Morbid phenomena induced by lead received into the system.

LEADWORT, *Plumbago Europæa*.

LEAF, *SOUR*, *Andrœmeda arborea*.

LEAMINGTON, **MINERAL WATERS OF**, *Saline waters at Leamington*, about two miles east of Warwick, England, which contain chloride of sodium, sulphate of soda, and chlorides of calcium and magnesium.

LEANNESS, *Emaciation*.

LEAP, Sax. *hæpan*, *Saltus*, *Salitatio*, *Exaltatio*, (F.) *Saut*; Bound, Jump,—the act of leaping. Muscular movement or movements, by which the body is detached from the soil by the forcible and sudden extension of the lower limbs, previously flexed upon the pelvis.

LEAPING AGUE. This disease is said by the Scotch writers to be characterized by increased efficiency, but depraved direction of the will, producing an irresistible propensity to dance, tumble, and move about in a fantastic manner, and often with far more than the natural vigour, activity and precision! See *Mania*, dancing.

LEATHER FLOWER, *Clematis viorna*—1. *Wood*, *Dirca palustris*.

LEBANON, MINERAL WATERS OF.
The spring at Lebanon, 26 miles east of Albany, New York, is an almost pure thermal. Temp. 72° Fahr.

LECHENEION, Torcular Herophili.

LECHO, Puerpera.

LECHOPYRA, Puerperal fever.

LE CRAN, Cochlearia armoracia.

LECTISTERNIUM, from *lectus*, 'a bed,' and *sternere*, 'to spread.' The arrangement of a bed so as to adapt it to a particular disease. Also, a supplication, with the Romans, in times of public danger, when beds or couches were spread for the gods, as if they were about to feast, and their images were taken down from their pedestals and placed upon these couches around the altars. The lectisternium was first introduced in the time of a pestilence.—Livy.

LECTUALIS, from *lectus*, 'a bed.' An epithet applied to a protracted disease.

LECTULUS, Stramineus, Fanon.

LÈDE SAUVAGE, Ledum sylvestris.

LEDOYEN'S DISINFECTING LIQUID.
A solution of nitrate of lead, used as an antiseptic and antihomeric.

LEDUM LATIFOLIUM, Labrador Tea, grows in damp places, in Canada and the United States. The leaves have a pleasant odour and taste, and have been used as tea. They have also been esteemed pectoral and tonic.

LEDUM PALUSTRE, Rosmarinus sylvesteris, Anthos sylvesteris, Marsh Tea, (F.) Lède ou Rosmarin sauvage. Nat. Ord. Ericinæ. See Syst. Decandria Monogynia. This plant has a bitter, subastringent taste, and was formerly used in Switzerland in place of hops: the virtues are equivocal.

LEE, Feculence, Lixivium, Ley, Lye.

BEECH, Hirudo.

LEEK, Allium porrum.

LEES, SOAP, Liquor potassæ.

LEG, (Danish), Crus, Scelos, Cnemè. The portion of the lower extremity, which extends from the knee to the foot. It consists of three bones; *Tibia, Fibula, and Patella*, and, also of a great number of muscles, vessels, and nerves. The projection, formed by the muscles at the back part of the leg, has received the name of *Calf of the leg*. It is the special attribute of man, and proves that he is destined to be biped.

LEG, SWELLED, Phlegmatia dolens—I. Cochin, see Elephantiasis.

LEGITIMATE, Legitimus, from *lex, legis*, 'law;' *Genus natus, Gne'stios*. An epithet applied to things which are according to rule. A legitimate child, (F.) *Enfant légitime*, is one conceived or born during marriage. Legitimate diseases, (F.) *Maladies légitimes*, are those which follow a regular march.

LEGNA, from *λεγνον*, 'a fringed edge.' The orifice of the pudendum muliebri, or of the uterus.

LÉGUME, Legumen.

LEGUMEN, from *lego*, 'I gather.' (F.) *Légume, Gousse*. So called because it is usually gathered by the hand, instead of being reaped. All kinds of *pulse*, as peas, beans, &c., are thus termed.

LEGUMIN, Casein.

LEICHEN, Lichen.

LEI'OPUS, *Le'opus, Plancus, Plautus, Plo-*

pus, from *λειος*, 'smooth,' and *πους*, 'a foot.' One who is affected with *flat-footedness, splay-footedness, Leiopodia, Laopodia*. One, the soles of whose feet are flat, instead of having the concavity which they commonly present.

LEIOSIS, Comminution.

LEIPHÆMIA, *Liphæmia*: same etymon as *Leiphæmos*. Poverty or paucity of blood.

LEIPHÆMOI, Achroi.

LEIPHÆMOS, *Liphæmos*, (F.) *Leiphème*, from *λειπω*, 'I want,' and *αιμα*, 'blood.' A word sometimes used adjectively; at others, substantively, either for a vicious state of the blood—or rather for a sort of anæmia—or for the patient who labours under this condition.

LEIPHÈME, Leiphæmos.

LEIPO, Lipo.

LEIPODERMIA, Aposthia.

LEIPODERMOS, *Lipodermos*, from *λειπω*, 'I want,' and *δερμα*, 'skin.' One who wants a part of his skin. It is especially applied to one who wants the prepuce. See *Apella* and *Aposthia*.

LEIPOMERIA, Lipomeria.

LEIPOPSYCHIA, Syncope.

LEIPOTHYMIA, Syncope.

LEIPYRIAS, from *λειπω*, 'I want,' and *πυρ*, 'fire' or 'heat.' A species of continued fever, referred to by the Greek physicians, in which there is burning heat of the internal parts and coldness of the extremities. Avicenna described, under this name, a kind of hemitritæa.

LEMA, Chassie.

LEME, Lippitudo.

LEMITHOCORTON, Corallina Corsicana.

LEMMMA, Cortex, Feculence, Furfur, Seditum.

LEMNISCUS, Pessary, Tent.

LEMON GROUND, Podophyllum montanum—I. Juice, artificial, see *Citrus medica*—I. Peel, see *Citrus medica*—I. Tree, *Citrus medica*—I. Wild, *Podophyllum montanum*.

LEMONADE, *Limona'da*, (F.) *Limonade*. Lemon juice diluted with water and sweetened. See *Citrus medica*.

LEMONADE, DRY, (F.) *Limonade sèche*. Citric or tartaric acid reduced to powder and mixed with sugar. *Lemonade Powders* may be made as follows:—Pound $3\frac{1}{4}$ of citric acid, with a few drops of essence of lemon-peel and $3j$ or more of lump sugar. Divide into six papers, each of which will make a glass of lemonade. See *Citric acid*.

***Limonade Gazeuse*, (F.),** is an agreeable drink prepared by adding syrup of lemons, raspberry, &c., to water saturated with carbonic acid.

LEMONADE, NITRIC. Nitric acid considerably diluted with water, and sweetened.

LEMONADE, SULPHURIC, and LEMONADE, TARTARIC, are made with the sulphuric and tartaric acids.

LEMOSITAS, Chassie, Lippitudo.

LENIENS, Laxative, Lenitive.

LENIS, Lenitive.

LENITIVE, *Leniti'vus, Lenis, Len'iens, Epid'ima, Mit'igans*, from *lenio*, 'I assuage.' A medicine, which allays irritation or palliates disease; also, a laxative medicine. A *lenitive electuary* is one that purges gently.

LENOS, Torcular Herophili.

LENS, *Ervum lens*—1. Crystalline, Crystalline.

LENTIC'ULA. Dim. of *lens*, 'a lentil.' A freckle. Also, the eruption of lenticular fever. See Ephelides.

LENTICULAR GANGLION, Ophthalmic G.

LENTICULA RES GLAN'DULÆ, *Lenticular glands*. Mucous follicles, having the shape of a lentil, which are observed especially towards the base of the tongue.

LENTIGO, Ephelides.

LENTIL, *Ervum lens*.

LENTILLE, *Ervum lens*—1. *Crystalline*, Crystalline—1. *Ers*, *Ervum ervilia*.

LENTIS-CINUM VINUM. Wine impregnated with mastich; from *Lentiscus*, 'the mastich tree.'

LENTISCUS VULGARIS, *Pistacia lentiscus*.

LENTITIA, Lentor.

LENTITIS, Phacitis.

LENTITUDO, Lentor.

LENTOR, *Lentic'ia*, *Lentitu'do*, from *lentus*, 'clammy.' A viscosity or siziness of any fluid. See Gluten.

LENUM, Torcular Herophili.

LEONTI'ASIS, *Leontion*, from *λεων*, 'a lion.' A name given to lepra of the face, from some fancied resemblance between the countenance of those labouring under it and that of the lion. To this kind of lepra the epithets *le'onine* and *le'ontine* have been given.

LEON'TICE THALICTROÏDES, Caulophyllum thalictroides.

LEONTION, Leontiasis.

LEON'TODON TARAX'ACUM, *Urina'ria*, *Caput Mon'achi*, *Dens leo'nis*, *Dandelion*, *Piss-a-bed*, *Puffball*, (F.) *Pissenlit*, *Liondent*. Order Compositæ. The young leaves are sometimes eaten as salad. The roots are, also, roasted and used as a substitute for coffee. The root, *Tarax'acum*, (Ph. U. S.), is, moreover, reputed to be aperient and diuretic; hence its vulgar name. Its efficacy is doubtful.

LEONTOPODIUM, Alchemilla.

LEONU'RUS, from *λεων*, 'a lion,' and *ουρα*, 'a tail.' *Lion's Tail*.

LEONURUS CARDI'ACA, *Agripal'ma Gallis*, *Marrubium*, *Cardi'aca crispata*, *Herba cardiaca*, *H. Pata lapi'na*, *Motherwort*, *Throatwort*, (F.) *Agripaume*. Its properties are those of a nauseous bitter; and hence it has been used in hysteria and other nervous affections.

LEONURUS LANATUS, *Ballota lanata*.

LEOPARD'S BANE, ROMAN, *Arnica montana*, *Doronicum pardalianches*.

LEPAS, *Lepis*, *λεπας*, gen. *λεπαδος*; *λεπτις*, gen. *λεπιδος*, 'a scale.'

LEPER, see Leprous.

LEPIDIUM, from *λεπτις*, 'a scale,' so called from its supposed usefulness in cleansing the skin from scales and impurities. *Pepper-wort*.

LEPIDIUM IBERIS, *Iberis*, *Cardamantica*, *Sciat'ica cresses*. This plant possesses a warm, penetrating, pungent taste, like other cresses, and is recommended as an antiscorbutic, antiseptic, and stomachic.

LEPIDIUM SATIVUM, *Nasturtium horten'se*, *Garden cress*, *Dittander*, (F.) *Cresson alenois*, *Cresson des Jardins*. This plant possesses warm, stimulating properties, and is used like the last.

LEPIDOSES, Squamous.

LEPIDOIDES, Squamous.

LEPIDOSARCO'MA, *Tumor squamiformis carnosus*. A fleshy tumour, covered with scales; from *λεπις*, 'a scale,' and *σαρκωμα*, 'a fleshy tumour.' Marcus Aurelius Severinus describes tumours of this kind in the interior of the mouth.

LEPIDOSES, Scaly diseases.

LEPIDOSIS ICHTHYIASIS, Ichthyosis—

1. Ichthyiasis cornigera, Horny excrescences—1. Lepriasis, Lepra—1. Pityriasis, Pityriasis—1. Psoriasis, Psoriasis.

LEPIRA, Lepra.

LEPIS, Scale.

LEPORINUM LABIUM, Harelip—1. Rosttrum, Harelip.

LEPORINUS OCULUS, Lagophthalmia.

LEPRA, *Lepira*, from *λεπις*, 'a scale.' *Lepido'sis Lepri'asis*, *Lepro'sis*, *Lepro'sitas*, *Vitili'go*, *Lepira Gyaco'rum*, *Herpes furfuraceus circinat'is*, *Leprosy*, (F.) *Lèpre*, *Mal Saint-Main*, *Dartre furfuracée arrondie*. This term has been applied to various affections, very different in character. 1. To the *Leprosy of the Jews*, *Leucè*, *Lepido'sis Lepriasis canescens*, *Lepira Mosa'ica* seu *Hebrao'rum*,—a variety of the *Alphos* or *Lepira alphi'des*. The leuce was, generally, not scaly, but consisted of smooth, shining patches, on which the hair turned white and silky, and the skin, with the muscular flesh, lost its sensibility. It was incurable. 2. To the *Elephantiasis* or *Lepira of the Arabs*, see *Elephantiasis*; and 3. To the *Lepira of the Greeks*, which includes all the varieties met with at the present day. It is characterized by scaly patches of different sizes, but having always nearly a circular form. Bateman and Willan describe three chief varieties of this lepra.

1. *Lepira alphi'des*, *Lepido'sis Lepri'asis al'bida*, *Alphos*, *Morphæa alba*, *Vitili'go alphas*, *Al'baras alba*, *Albaras*, *Albaros*, *Lèpre équil-leuse* of Alibert, *White leprosy*. An affection, characterized by white patches, surrounded by a rose-coloured areola, which appears here and there on the surface; depressed in the middle.

2. *Lepira nigricans*, *Lepira melas*, *Vitili'go melas*, *V. Nigra*, *Morphæa nigra*, *Lepira maculo'sa nigra*, *Al'baras nigra*, *Melas*, *Lepido'sis lepri'asis nigricans*, *Black leprosy*; in which the scales are livid; the size of half a dollar; and diffused over the body, but less widely than in the *Alphi'des*. The French pathologists usually admit three species of lepra, to which they give the epithets *scaly*, (*squameuse*), *crustaceous*, (*crustacée*), and *tubercular*, (*tuberculeuse*), according as the skin may be covered with scales, crusts, or tubercles.

3. *Lepira vulga'ris*, *Lepido'sis lepri'asis vulga'ris*, *Dartre furfuracée arrondie*, of Alibert, characterized as follows: scales glabrous, whitish, size of a crown piece; preceded by smaller reddish and glossy elevations of the skin; encircled by a dry, red, and slightly elevated border; often confluent; sometimes covering the whole of the body except the face.

Lepra appears to be endemic in Egypt, in Java, and certain parts of Norway and Sweden. Imperfect and faulty nutriment appears to contribute to its development. The means, best adapted for its removal, are—a mild, unirritating diet, emollient fomentations—sulphureous

baths, fumigations, &c.; but, often, all remedial agents will be found ineffectual.

LEPRA ARABUM, Elephantiasis Arabica—l. Borealis, Radzyge—l. Fungifera, Frambœsia—l. Græcorum, Lepra—l. Hebræorum, see Lepra—l. Ichthyosis, Ichthyosis—l. Lombardica, Pellagra—l. Maculosa nigra, L. Nigricans—l. Mediolanensis, Pellagra—l. Mercurial, Eczema mercuriale—l. Mosaica, see Lepra—l. Norvegica, Radzyge—l. Squamosa, Impetigo—l. Taurica, *Mal de Crimées*.

LÈPRE, Lepra—l. *des Cosaques*, *Mal de Crimées*—l. *Écailleuse*, Lepra alphoides—l. *Humide*, Impetigo.

LEPRICUS, Leprous.

LEPROSARIUM, *Ladrerie*.

LÉPROSERIE, *Ladrerie*.

LEPROSIS, Lepra.

LEPROSITAS, Lepra.

LEPROSY, Lepra—l. Black, Lepra nigricans—l. Norwegian, see Radzyge—l. White, Lepra alphoides.

LEPROUS, *Lepro'sus*, *Leprot'icus*, *Lep'ricus*, *Lepro'dus*. Relating to or resembling or affected with leprosy; a *leper*.

LEPSIS, Attack.

LEPTANDRIA VIRGINICA, *Veronica Virginica*, *Calver's physic*. An indigenous plant; which grows throughout the United States, and flowers in August. The flowers are white, and terminate the stem in a long spike. A variety with purple flowers has been described, as

LEPTANDRIA PURPUREA, *Physic root*, *Black root*, *Whorlywort*, *Culvert root*, *Brinton root*, *Bowman root*. The root is bitter and nauseous, and when fresh is emetic and cathartic. In the dried state it is more uncertain. Dose of the powder gr. xx to ʒi.

LEPTO, LEPTOS, λεπτός, 'thin,' 'light.' Hence:

LEPTOCHROA, *Leptochros*, from λεπτός, 'thin, fine,' and χροα, χροα, 'the colour of the skin: the skin.' Fineness, thinness of skin.

LEPTOCHYMIA, from λεπτός, 'thin,' and χυμος, 'a juice.' Morbid thinness of the juices.

LEPTOHYMENIA, from λεπτός, 'thin,' and ὑμη, 'a membrane.' Thinness, delicacy of membrane.

LEPTOMERIA, from λεπτός, 'thin, fine,' and μέρος, 'a part.' Fineness, delicacy of bodily formation.

LEPTONTIQUES, Attenuants.

LEPTOPHONIA, Oxyphonia.

LEPTOTHRIX, Leptotrichus.

LEPTOTRICHUS, *Leptotrichix*, from λεπτός, 'fine,' and θριξ, 'hair.' One who has fine hair.

LEPTOTROPHIA, *Microtrophia*, *Microtrapezia*, from λεπτός, 'light,' and τροφή, 'nourishment.' Light nutrition.

LEPTYNSIS, Emaciation.

LEPTYNTICA, Attenuants.

LEPTYSMOS, Emaciation.

LEREMA, see Dementia.

LERESIS, see Dementia.

LERUS, Delirium, see Dementia.

LE'SION, *Læ'sio*, from læsus, 'hurt,' 'injured.' Derangement, disorder; any morbid change, either in the exercise of functions or in the texture of organs. *Organic lesion* is synonymous with *organic disease*.

LESSIVE, Lixivium.

LESSIVE DES SAVONNIERS, Liquor

potassæ. Also, a solution of caustic soda in water, containing about 3 parts of soda to 8 of water.

LESSIVE DE TARTRE, Liquor potassæ subcarbonatis.

LETALITAS, Mortality.

LETHALIS, Lethiferous, Mortal.

LETHALITAS, Mortality.

LETHAR'GIC, *Lethar'gicus*, *Veterno'sus*, (F.) *Léthargique*. Relating to lethargy; affected with lethargy.

LÉTHARGIQUE, Lethargic.

LETHARGY, *Lethar'gia*, *Lethar'gus*, *Carus lethargus*, *Veter'us*, *Obliv'io iners*, from ληθη, 'oblivion,' and αργια, 'idleness.' A constant state of stupor from which it is almost impossible to arouse the individual; and, if aroused, he speedily relapses into his former condition.

LE'THÉON, from ληθη, 'oblivion.' A name given by some to sulphuric ether, when inhaled as an anæsthetic agent.

LETHIFEROUS, *Léthifer*, *Lethalis*, *Léthif'icus*, *Mort'ifer*, from ληθη, 'death,' and φερω, 'I bear.' Death-bearing; deadly.

LETHUM, Death.

LETTUCE, Lactuca—l. Indian, see Calumba—l. Strong-scented, Lactuca virosa—l. Wild, Lactuca elongata.

LETUM, Death.

LEUCADES, see Sclerotic.

LEUCÆTHIOPIA, see Albino.

LEUCÆTHIOPS, Albino.

LEUCANIA, Laucania.

LEUCANTHEMUM, *Anthemis nobilis*, *Matricaria chamomilla*—l. *Vulgare*, *Chrysanthemum leucanthemum*.

LEUCE, Lepra (of the Jews.)

LEUCELECTRUM, Succinum (album.)

LEUCITIS, Sclerotitis.

LEUCODENDRON, *Melaleuca cajapute*.

LEUCENUS, see Wine.

LEUCIUM, *Lunaria rediviva*—l. *Luteum*, *Cheiranthus cheiri*.

LEUCOMA, from λευκος, 'white.' *Oculorum albu'go*, *Leucom'ma*, *Leuco'sis*, *Albu'go*, *Al'bu'la*, *Ceratoleucom'ma*, *Ephel'otes*. *Leucoma* and *Albu'go* are often used synonymously to denote a white opacity of the cornea. Both are essentially different from nebula of the cornea; nebula being usually the result of chronic ophthalmia and an effusion of a milky serum into the texture of the delicate continuation of the conjunctiva over the cornea;—the others are the result of violent, acute ophthalmia. In this state, a thick, coagulable lymph is extravasated from the arteries, sometimes superficially, at other times deeply into the substance of the cornea. On other occasions, the disease consists of a firm, callous cicatrix on this membrane,—the effect of a wound or ulcer with loss of substance. The affection is more difficult of cure in proportion to its duration and to the age of the individual; the activity of the absorbents being greater in youth. If inflammation still exist, antiphlogistics must be persevered in, and, afterwards, gentle stimulants be used to excite absorption; along with the internal use of mercury or iodine.

LEUCOMA, Albumen—l. *Margaritaceum*, see *Margaritaceus*.

LEUCOMMA, Leucoma.

LEUCOMORIA, Cutubuth.

LEUCONECRO'SIS, from λευκος, 'white,'

and *νεκρωσις*, 'death.' A form of dry gangrene, —the opposite in appearance to anthracnecrosis.

LEUCONYMPHÆA, *Nymphæa alba*.

LEUCOPATHIA, see Albino, Chlorosis.

LEUCOPHAGIUM, *Blanc-manger*.

LEUCOPHLEGMATIA, *Leucophlegmatia*

—1. Dolens puerperarum, *Phlegmatia dolens*.

LEUCOPHLEGMATIA, *Leucophlegmatia*, *Hydrops leucophlegmaticus*, *Tumescencia pueritatis*, from λευκος, 'white,' and φlegma, 'phlegm.' A dropsical habit. Some writers use the word synonymously with *anasarca* and *œdema*; others with *emphysema*.

LEUCOPHLEGMATIA ÆTHIOPUM, *Chthonophagia*.

LEUCOPIPER, *Piper album*.

LEUCOPYRIA, *Hæctic fever*.

LEUCORRHÆE, *Leucorrhœa*.

LEUCORRHÆA, *Fluxus vel suor muliebris*, *Profluuium muliebre*, *Cursus matricis*, *Fluxus matricis*, *Elytritidis*, *Coleositis*, *Colpitis*, *Distillaio uteri*, *Fluxus alba*, *F. Vulvæ*, *Ulcus uteri*, *Catarrhus genitalium*, *Hysterorrhœa mucosa*, *Catamenia alba*, *Menses albi*, *Menstrua alba*, *Menorrhœgia alba*, *Fluor muliebris non Galicæus*, *Blennorrhœa*, *Gonorrhœa benigna notha inveterata*, *Purgatio muliebris alba*, *Alba purgantia*, *Cachexia uterina*, *Rheuma uteri*, *Uteri Coryza*, *Medorrhœa feminarum insons*, *Blennorrhœa seu Blennorrhœgia genitalium*, *Edœoblennorrhœa seu Medoblennorrhœa feminarum*; *The whites*; (F.) *Fluors ou Fluxus blanches*, *Pertes blanches*; *Écoulement blanc*, *Catarrhe utérin*, *Perte utérine blanche*, from λευκος, 'white,' and ρεω, 'I flow.' A more or less abundant discharge of a white, yellowish, or greenish mucus; resulting from acute or chronic inflammation or from irritation of the membrane lining the genital organs of the female. *Vaginal Leucorrhœa* has been termed *Blennorrhœa seu Fluor albus vaginalis*, *Leucorrhœa*, *Medorrhœa vagina*, *Vaginitis*, *Elytoblennorrhœa*, *Colporrhœa*:—*Uterine Leucorrhœa* has received the names *Fluor albus uteri*, *Leucorrhœa seu Medorrhœa uteri*, *Metroblennorrhœa*, (F.) *Leucorrhœe utérine*, *Catarrhe utérin*. It is often attended with pain and a sense of heaviness in the loins, abdomen and thighs; disordered digestive functions, &c., so that, at times, the health suffers largely, although there are few females, who are not occasionally subject to moderate leucorrhœa. Attention to the general health, change of air, keeping up a perspirable state of the surface by flannel worn next the skin, the horizontal posture, &c., do more than pharmaceutical agents; which are almost entirely confined to astringent injections. These may be employed, when the discharge is so great as to require them.

LEUCORRHŒA ANALIS, see Hæmorrhœis—1. *Nabothi*, see Parturition.

LEUCORRHŒIS, see Hæmorrhœis.

LEUCOSES; from λευκος, 'white.' In the nosology of M. Alibert, all the diseases of the lymphatic apparatus. The 7th family in his *Nosologie*. In that of Fuchs, it is a family of diseases, (G.) *Leukosen*, which includes the various forms of anæmia.

LEUCOSES, *Leucoma*, *Paleness*.

LEUK or LOCHE, MINERAL WATERS OF. Saline, chalybeate waters, about six leagues distant from Sion. They contain chloride of

sodium, with a little sulphate of magnesia; sulphate of lime, carbonate of magnesia, carbonic acid, and protoxide of iron.

LEVAIN, *Ferment*.

LEVATOR ANGULI ORIS, *Abducens labiorum*, *Elevator labiorum communis*, *Cannus*, (F.) *Sus-maxillo-labialis*, *Petit sus-maxillo-labialis* (Ch.), *Muscle canin*. A small, flat, long, quadrilateral muscle, which arises from the fossa canina, and is inserted at the commissure of the lips, where it is confounded with the triangularis. It raises the corner of the mouth, and draws it towards the ear.

LEVATOR ANI, *Levator magnus seu internus*, *Latus ani*, *Elevator ani*, *Sedem attollens*, (F.) *Pubio-coccygien annulaire*, *Sous pubio-coccygien* (Ch.), *Releveur de l'anus*. A muscle, situate at the lower part of the pelvis. It is broad, flat, quadrilateral, and broader above than below. It represents a kind of membranous partition, which closes the outlet of the pelvis, and the upper concavity of which is opposed to that of the diaphragm. It is attached, above, to the posterior surface of the body of the pubis, to the upper part of the obturator foramen, and to the spine of the ischium; and is inserted into the coccyx, into an aponeurotic line common to it and its fellow, and into the lateral parts of the rectum. This muscle supports the rectum; raises it, and carries it upwards during the evacuation of the excrement. It can, also, compress the bladder and vesiculæ seminales, and thus favour the expulsion of the urine and sperm.

LEVATOR ANI PARVUS, *Transversus perinæi*—1. *Auris*, *Attollens aurem*—1. *Coccygis*, *Coccygeus*—1. *Menti*, *Levator labii inferioris*—1. *Oculi*, *Rectus superior oculi*—1. *Proprius scapulæ*, *L. scapulæ*.

LEVATOR LABII INFERIORIS, *Levator menti*, *Elevator labii inferioris*, *Incisivus inferior*, *Elevator labii inferioris proprius*, *Musculus penicillatus*, (F.) *Houppes du menton*, *Releveur de la lèvre inférieure*, *Releveur du menton*. A portion of the *mento-labial* of Chaussier. A small muscle situate before the symphysis menti. It is thick, conical; and attached by its apex to a fossette at the side of the symphysis in the inferior maxillary bone. Its fibres proceed diverging and vanishing in the manner of a *tuft*, (F.) *Houppes*, on the skin of the chin. This muscle raises the chin, and pushes upwards the lower lip.

LEVATOR LABII SUPERIORIS ALIQUÆ NASI, *Incisivus lateralis et pyramidalis*, (F.) *Grand sus-maxillo-labialis*, (Ch.), *Élévateur commun de l'aile du nez et de la lèvre supérieure*. This muscle is a fleshy, thin, triangular bundle, situate at the sides of the nose. It arises from the ascending process of the superior maxillary bone: thence its fibres descend in a diverging manner; a part being inserted into the ala of the nose, and a part losing themselves in the upper lip. This muscle raises the upper lip and ala nasi, which it draws a little outwards.

LEVATOR LABII SUPERIORIS PROPRIUS, *Musculus incisivus*, *Elevator labii superioris proprius*, (F.) *Moyen sus-maxillo-labialis*, (Ch.), *Orbito-maxillo-labialis*. This thin, flat, quadrilateral muscle is situate at the middle and inner part of the face. It arises from the os malæ and the os maxillare superius, and is inserted into the

upper lip, which it raises, at the same time carrying it a little outwards.

LEVATOR PALATI, *Levator Palati Mollis*, *Petrosalpin-go-staphylinus*, *Salpin-go Staphylinus internus*, *Salpin-go-staphylinus*, *Pterigo-staphylinus externus*, *Spheno-staphylinus*, *Spheno-palati-nus*, *Peristaphylinus internus superior*, *Pétro-staphylin*, (Ch.) This muscle is long, narrow and almost round above; broader and flatter inferiorly. It arises from the lower surface of the *pars petrosa*; from the cartilage of the Eustachian tube; and is inserted into the substance of the velum palati. Its use is to raise the velum palati.

LEVATOR PALPBRÆ SUPERIORIS, *Ralpebræ superioris primus*, *Apertor Oculi*, *Aperiens Palpebrarum rectus*, *Reclusor palpebrarum*, (F.) *Orbito-palpebral* (Ch.), *Orbito-sus-palpebral*, *Élévateur de la paupière supérieure*. A long, small, thin muscle, situate at the upper part of the orbital cavity. By its posterior extremity it is inserted into the little ala of the sphenoid bone, immediately in front of the foramen opticum, and, by its anterior extremity, which is expanded, it terminates at the upper margin of the tarsal cartilage of the eyelid. This muscle raises the upper eyelid; draws it backwards, and sinks it in the orbit.

LEVATOR PROSTATÆ, (F.) *Releveur de la prostate*. Santorini has given this name to the anterior fibres of the levator ani, which embrace the prostate.

LEVATOR SCAPULÆ, *Levator Scapulae*, *Élevateur seu Musculus Patientia*, *Angularis vulgo Levator proprius*,—(F.) *Trachelo-scapulaire* (Ch.) *Angulaire de l'omoplate*, *Releveur de l'omoplate*. This muscle is so called, because it is attached to the upper and internal angle of the scapula. It is situate at the posterior and lateral part of the neck, and at the upper part of the back. It is long, flat, and broader above than below. In this latter direction, it is inserted into the superior internal angle of the scapula; and, in the former, into the tops of the transverse processes of the first four cervical vertebrae. It depresses the prominence of the shoulder, by raising the posterior angle of the scapula, on which it impresses a kind of rotary motion. It can, also, draw the head to one side.

LEVATOR URETHRÆ, (F.) *Releveur de l'Urethre*. Santorini describes under this name a portion of the transversus perinæi muscle.

LEVATORES COSTARUM, Supracostales.

LEVEN, Ferment.

LEVER, from *levare*, 'to lift up.' *Vectis*, *Mochlus*, *Porrectum*. An inflexible rod, moving round a fixed point, and used for moving bodies, bearing burdens, or raising them. The point on which the lever moves is called the *Fulcrum*, *Hypomochlion*. The force which moves the lever is called the *power*; and the weight to be moved, the *resistance*. There are three kinds of levers. A lever of the first kind has the fulcrum between the power and resistance. A lever of the second kind has the resistance between the fulcrum and power; whilst a lever of the third kind has the power between the fulcrum and resistance. In the locomotive system of the human body, we have examples of all the three kinds. The bones represent levers: the muscles of locomotion are powers; the weight of parts to be moved constitutes the resistance. The fulcra are, at times, the joints; at others,

the ground, &c. The head moves on the neck as a lever of the first kind; the first cervical vertebra forming the fulcrum. We rise on tiptoe by a lever of the second kind, the fulcrum being the ground under the toes; and we have examples of a lever of the third kind in the flexion of the fore-arm on the arm, in the elevation of the arm, &c.

LEVER, *Hystero-mochlium*, *Mochlis'cus*, *Vectis obstetric'us*, *Vectis*, (F.) *Levier*, is an instrument, curved at the extremity, and having a fenestra. It is used to assist the extraction of the child's head, when instrumental aid is necessary. Levers are, also, used by the dentist for extracting stumps, &c. The *Levier de l'Écluse*, *Langue de Carpe*, *Trivelin* or *Punch*, is employed for extracting the molar teeth.

LEVIATHAN PENIS, *Priapus Ceti*, *Baleenas*. The penis of the whale. This singular medicine was, at one time, given, in powder, in cases of dysentery and leucorrhœa.

LEVIER, Lever—l. de l'Écluse, see Lever.

LEVIGATION, *Lavigatio*, from *lavigare*, (*lavio*, 'smooth,') 'to polish.' *Porphyzation*. An operation, by which bodies are reduced to very fine powder. It is performed by putting substances, already pulverized, into water; the coarser parts are not long in being deposited, whilst the finer molecules remain suspended in the water. The liquor is decanted into another vessel, and suffered to remain at rest, until the fine particles are collected at the bottom. The fluid part is then separated by decantation.

LEVISTICUM, *Ligusticum levisticum*.

LEVRE, Lip.

LEVRES GRANDES, *Labia pudendi*—l. *Petites*, *Nymphæ*—l. de la Vulve, *Labia pudendi*.

LEVURE, Yest—l. de la Bière, Yest.

LEXIPHARMACUS, Alexipharmic.

LEXIPYRETICUS, Febrifuge.

LEY, Lixivium, Lye—l. Soap, *Liquor potassæ*.

LÉZARD, Lizard.

LIA'TRIS SPICATA, *Gayfeather*, *Button snake-root*. An indigenous plant, growing in meadows and moist grounds in the middle and southern states. Its beautiful purple compound flowers are in a spike. They appear in August. The root has been considered diuretic.

LIA'TRIS SCARIO'SA and L. SQUARRO'SA, *Throat-wort*, *Sow-wort*, *Backache root*, *Devilsbite*, *Blazing star*, *Prairie pines*, *Rough root*, are called, from their reputed powers in bites from the rattlesnake, *Rattlesnake's master*. The roots, bruised, are applied to the wound, and the decoction, in milk, is given internally.

LIBANOTIS CORONARIA, *Rosmarinus*.

LIBANOTUS, see *Juniperus lycia*.

LIBANUS, *Juniperus lycia*.

LIBER PHARMACEUTICUS, Dispensatorium.

LIBIDINIS SEDES, Clitoris.

LIBIDINOSUS, Libidinous.

LIBIDINOSUS, *Libidinosus*; *Lascivus*, *Veneriv'agus*; from *libido*, 'Inst.' Lewd; lustful.

LIBIDO. Desire, necessity. Authors speak of *Libido urinae*, *Libido intestinalis*. Some employ it synonymously with *Prurigo*; others, with *Salacitas*, *Lubi'do*, *Himerus*.

LIBOS, from *λεῖψω*, 'I distil.' A defluxion from the eyes.—Galen.

LIBRA, Pound.

LICHANOS, Index, see Digitus.

LICHEN, Λειχην or Λιχην, (pronounced *Lé'ken*.) *Exor'mia Lichen, Leichen, Serpig'o, Volat'ica, Pap'ula, P. sicca, Peti'go, Pus'tula sicca, Sod'ies sicca, S. a'gr'ia, Lichen'asis adultor'um, Lichen'ous rash, (F.) Gale sèche, Dartre furfuracée volante, Poussée.* The cutaneous affection, described under this name by the Greek writers, is not clearly defined. Some have believed it to be the *Impetigo*, but this is doubtful. The name is, now, generally applied to a diffuse eruption of red pimples, accompanied by a troublesome sense of tingling or pricking. Drs. Willan and Bate-man define it,—“an extensive eruption of papulæ affecting adults, connected with internal disorder, usually terminating in scurf; recurrent, not contagious.” One of their varieties, however, the *Lichen Tropicus*, does not accord well with this definition; for it affects children as well as adults, and is unconnected with internal disorder.

Lichen A'gr'ius, Exor'mia Lichen ferus, Lichen agr'ius, Pap'ula a'gr'ia, is distinguished by pimples in clusters or patches, surrounded by a red halo; the cuticle growing gradually harsh, thickened, and chappy, often preceded by general irritation. In addition to antiphlogistics, a cooling ointment may be used, to allay itching.

Lichen Circumscrip'tus is characterized by clusters or patches of papulæ, having a well defined margin, and an irregularly circular form: continuing for six or eight weeks. These varieties require but little medicinal treatment. The antiphlogistic plan is all that is necessary.

Lichen Liv'idus. The papulæ have a dark red or livid hue, without any fever. The papulæ are more permanent in this variety. It requires the mineral acids and bark.

Lichen Pila'ris, Exor'mia Lichen pilaris, is merely a modification of the preceding; the papulæ appearing at the roots of the hair.

Lichen Simplex, Exor'mia Lichen simplex, consists of an eruption of red papulæ, appearing first on the face or arms, and afterwards extending over the body; preceded for a few days by slight febrile irritation which usually ceases when the eruption appears,—with an unpleasant sense of tingling during the night. It generally dies away in ten days or a fortnight.

Lichen Tropicus, Exor'mia Lichen tropicus, Eze's'ma, Es'sera, (?) Sudam'ina, (?) Prickly Heat, Summer Rash. The pimples are bright red, and of the size of a small pin's head: with heat, itching, and pricking, as if by needles. It is local; produced by excessive heat; and disappears when the weather becomes cooler, or the individual is innured to the climate.

Lichen Urtica'tus, Exor'mia Lichen urtica'tus, is another variety. The Nettle Lichen consists of papulæ, accompanied by wheals like those of nettle rash.

LICHEN ARBORUM, *Lichen pulmonarius*—*L. Blanc de Neige, L. caninus*—*L. Bôttier, L. pyxidatus*.

LICHEN CANINUS, *Lichen ciner'eus terres'tris, Muscus canin'us, Phys'cia niv'al'is, Peltig'era canina, Ash-coloured Ground Liverwort, (F.) Lichen contre-rage, Lichen blanc de neige.* This cryptogamous plant was, for a long time, considered capable of preventing and curing *Rabies canina*. It has, also, been used in mania and in spasmodic asthma.

LICHEN CINEREUS TERRESTRIS, *L. caninus*—*L. Carrageen, Fucus crispus*—*L. Cocciferus, L. pyxidatus*—*L. contre Râge, L. caninus*—*L. Entonnoir, L. pyxidatus*.

LICHEN ISLANDICUS, *Muscus Islandicus, M. catharticus, Clado'nia Island'ica, Phys'cia Islandica, Cetra'ria Islandica; Parme'lia Islandica, Iceland Lichen or Liverwort or Moss, (F.) Lichen d'Islande.* This plant is inodorous, with a bitter and mucilaginous taste. It is esteemed to be tonic, demulcent, and nutrient. Dose, ʒj to ʒiv, being first steeped in water holding in solution some carbonate of potass to extract the bitter, and then boiled in milk. A bitter principle has been extracted from it, termed *Cetrarin*, which has been given in intermittents.

LICHEN PLICAT'US, *Muscus arbo'reus seu Querc'ini Herba.* This plant is applied, by the Laplanders, as an astringent, to bleeding vessels; and to parts which are excoriated after long journeys.

LICHEN PULMONARIUS, *Muscus pulmonarius querc'inus, Pulmonaria arbo'rea, Loba'ria pulmonaria, Lichen arborum, Sieta pulmonacea, Oak Lungs, Tree Lungwort, Hazel Crotiles, (F.) Lichen pulmonaire.* This plant is sub-astringent, and rather acid. It was once in high repute for curing diseases of the lungs.

LICHEN PYXIDAT'US, *Muscus Pyxidatus, Scyphoph'orus pyxidatus, Musculus pyxidatus terres'tris, Lichen pyxidatus major, Lichen cocciferus, Herba Igms, Cup Moss, (F.) Lichen entonnoir, Lichen Bôttier, L. Pyxide.* This plant is sub-astringent, and has been used in decoction in hooping-cough.

LICHEN ROCCEL'LA, *Roccella, Litmus, Lacmus tinctorius, Orcheil, Cana'ry Archell, Chinney Weed, Herb Archell, (F.) Orseille.* The chief use of this plant is as a blue dye. It has been employed to allay cough in phthisis, &c.

LICHEN SAKAT'ILIS, *Muscus Crani'humani, Us'nea.* This moss, when found growing on a human skull, was formerly in high estimation against head affections, &c.

LICHEN STELLATUM, *Marchantia polymorpha.* LICHENIASIS ADULTORUM, *Lichen*—*L. Strophulus, Strophulus.*

LIEBERKUEHN'S GLANDS or FOLLICLES, so called from their first describer, are fine, capillary, blind sacs, the openings of which are from 1-20th to 1-30th of a line in diameter, so closely placed over the whole of the small intestine as to give the mucous membrane a general sieve-like or perforated appearance. They secrete the *succus entericus*.

LIEBERSCHES AUSZEHRUNG'S KRAUTER, see *Galeopsis grandiflora*—*L. Brustkrauter*, see *Galeopsis grandiflora*.

LIEGE, Suber.

LIEN (F.), *Vin'culum.* A band, strap or garter, used in certain operations; as to tie patients during the operation of lithotomy: to fix the apparatus in fracture, &c. Also, the spleen.

LIEN ACCESSORIUS, *Lienculus*—*L. Succenturiatus, Lienculus.*

LIENCULUS, diminutive of *lien*, 'spleen.' *Lien succenturiatus seu accessorius.* A supernumerary spleen.

LIENOSUS, Splenic.

LIENTERY, *Lienteria*, from λειος, 'smooth,' and εντερον, 'intestine.' *La'vitas seu Lav'itas intestino'rum, Diarrhœa Lienteria, Fluxus*

Liëntericus, Chymorrhœa seu Laxitas ingestorum, Bromatœcrosis, Diarrhœa dyspeptica, D. cum apepsia, D. Ingestorum, Slipperiness of the Guts. Frequent liquid evacuations, the food only half digested. This condition is always symptomatic of great irritation in the intestinal canal; the sensibility of which is so much augmented that it cannot bear the sojourn of the food in it.

LIERRE, *Hedera helix*—*l. Terrestris*, *Glecoma hederacea*.

LIFE, Sax. *lyf*, *lyf*, *Vita*, *Bios*, *Biote*, *Zoë*, *Pneuma*, *Spiritus*, (F.) *Vie*. The state of organized beings, during which, owing to the union of an unknown principle with matter, they are capable of performing functions different from those that regulate other natural bodies; all of which functions, however numerous and diversified, work to one end. Life has only a limited duration; beyond which,—the organic functions ceasing to be executed,—the body is given up to the agency of chemical affinity. Hence Bichat has defined life to be—the aggregate of the functions which resist death. On account of the difference that exists among the vital functions, he has applied the term *Organic Life* to the functions inservient to composition and decomposition;—as digestion, respiration, circulation, calorification, absorption, secretion, and nutrition; and *Animal Life*, to the functions which connect man and animals with external bodies; as the understanding, sensations, locomotion, and voice.

LIFE EVERLASTING, *Gnaphalium margaritaceum*—*l. Everlasting*, sweet-scented, *Gnaphalium polycephalum*.

LIFE'S BLOOD, *Cillo*.

LIGAMENT, *Ligamentum*; from *ligare*, 'to bind;' *Desmos*, *Syndesmos*, *Colligamentum*, *Copula*. A name given to fibrous structures, which serve to unite bones, and to form articulations; hence the division into *interosseous* and *articular* ligaments. They are of a white, close texture; are but little extensible, and difficult to break. The name *ligament* has, also, been given to any membranous fold, which retains an organ in its situation.

TABLE OF THE PRINCIPAL LIGAMENTS.

- | | |
|---|---|
| 1. <i>Of the Lower Jaw.</i> | Capsular ligament.
Suspensory ligament of the stylo-glossus.
Lateral ligament. |
| 2. <i>Connecting the Head with the first and second Vertebrae, and these with each other.</i> | Two capsular ligaments between atlas and head.
Circular ligament.
Two capsular between atlas and axis.
Perpendicular ligament.
Two lateral or moderator ligaments.
Transverse ligament and its appendices.
Anterior common.
Crucial intervertebral.
Ligaments running from the edge of the bony arch and spinous process of one vertebra to that of the next. |
| <i>Of the other Vertebrae.</i> | Interspinous ligament.
Ligamentum nuchæ.
Intertransverse.
Capsular.
Posterior or internal common. |

- | | |
|--|---|
| 4. <i>Of the Ribs, Sternum, &c.</i> | Capsular of the heads of ribs.
Capsular of the tuberclea.
Ligamenta transversaria interna.
Ligamenta transversaria externa.
Ligamenta cervicis costarum externa.
Ligamentous fibres running from the margins of the extremities of the ribs to the corresponding cartilages.
Radiated ligaments from cartilage of ribs to the sternum.
Capsular ligaments of the cartilages of the ribs.
Proper membrane of sternum.
L. of cartilago-ensiformis.
Tendinous expansions over the intercostales, &c. |
| 5. <i>Of the Pelvis.</i> | Two transverse,—one superior, one inferior.
Ilio-sacral.
Capsular of the sacro-iliac synchondrosia.
Two sacro-ischiatric,—posterior and anterior, with the superior and inferior appendices.
Longitudinal of os coccygis.
Inguinal ligament.
Capsular of symphysis pubis.
Ligament of foramen thyroideum. |
| 6. <i>Of the Clavicle.</i> | Radiated ligament.
Capsular.
Interclavicular.
Ligamentum rhomboideum.
Claviculo-acromial.
Conoid.
Trapezoid. |
| 7. <i>Of the Scapula.</i> | Anterior triangular.
Proper posterior. |
| 8. <i>Of the Shoulder Joint.</i> | Capsular. |
| 9. <i>Of the Elbow Joint.</i> | Capsular.
Brachio-ular.
Brachio-radial.
Coronary of the radius.
Anterior and posterior accessory.
Intermuscular of the os humeri. |
| 10. <i>Carpal Extremity of Radius and Ulna, and between those bones.</i> | Interosseous ligament.
Oblique or chorda transversalis cubiti.
Capsular. |
| 11. <i>Between Fore-arm and Wrist.</i> | Capsular.
Two lateral.
Mucous.
Annular. |
| 12. <i>Of Carpus.</i> | Capsular.
Short ligaments,—oblique, transverse, capsular, and proper. |
| 13. <i>Between Carpal and Metacarpal Bones.</i> | Articular lateral.
Straight, perpendicular, &c. |
| 14. <i>Between the extremities of the Metacarpal bones.</i> | Interosseous, at the bases and heads,—dorsal, lateral, palmar. |

15. *At the base of the Metacarpal bone of the Thumb, and at the first joint of the Fingers.* }
 Capsular.
 Lateral.
16. *Of the first and second joints of the Thumb, and second and third joints of the Fingers.* }
 Capsular.
 Lateral.
17. *Retaining the Tendons of the Muscles of the Hand and Fingers in situ.* }
 Annular.
 Vaginal or flexor tendons.
 Vaginal or crucial of the phalanges.
 Accessory of the flexor tendons.
 Posterior annular.
 Vaginal of extensors.
 Transverse of extensors.
 Capsular and accessory slips.
18. *Connecting the Os Femoris with the Os innominatum.* }
 Round or teres ligament.
 Cartilaginous ligament.
 Double cartilaginous ligament.
 Ligamenta mucosa.
 Lateral,—internal and external.
 External short lateral ligament.
 Posterior ligament.
19. *Of the Knee-Joint.* }
 Ligament of the patella.
 Capsular.
 Ligamentum alare,—majus et minus.
 Ligamentum mucosum.
 Two crucial,—anterior and posterior.
 Transverse.
 Capsular.
20. *Connecting Fibula and Tibia.* }
 Interosseous.
 Anterior superior.
 Posterior superior.
 Anterior ligament of the fibula.
 Posterior of fibula.
 Deltoides of tibia.
21. *Connecting the Tarsal with the Leg Bones.* }
 Capsular.
 Short ligamenta.
 Capsular, broad superior, and lateral ligaments, connecting astragalus and naviculare.
 Superior, lateral, and inferior, fixing os calcis to os cuboides.
 Long, oblique, and rhomboid, forming the inferior ligaments.
 Superior superficial, interosseous and inferior transverse ligaments, fixing the os naviculare and os cuboides.
 Superior lateral, and plantar, which fix the os naviculare and cuneiform.
 Superior superficial and plantar, connecting the os cuboides, and os cuneiforme externum.
 Dorsal and plantar, uniting the ossa cuneiformia.
 The proper capsular of each bone.
22. *Ligaments of the Tarsus.* }
23. *Ligaments between Tarsus and Metatarsus.* }
 Capsular.
 Dorsal, plantar, lateral, a straight, oblique, and transverse.
24. *Connecting the Metatarsal Bones.* }
 Dorsal, plantar, and lateral, connecting the metatarsal bones.
 Transverse ligaments.
25. *Of the Phalanges of the Toes.* }
 Capsular.
 Lateral.
 Annular.
 Vaginal of the tendons of the peronei.
 Lacinated.
26. *Retaining the Tendons of the Muscles of the Foot and Toes in situ.* }
 Vaginal of the tendon of the flexor longus pollicis.
 Vaginal and crucial of the tendons of the flexors of the toes.
 Accessory of the flexor tendons of the toes.
 Transverse of the extensor tendons.

LIGAMENT, ANTERIOR, OF THE BLADDER. A name given by the older anatomists to a portion of the superior pelvic aponeurosis, which becomes attached to the front of the neck of the bladder.

LIGAMENT ARTÉRIEL, Arterial ligament—1. Cervical anspinal, see Supraspinosa ligamenta—1. *Ciliaire*, Ciliary ligament.

LIGAMENT, CORONARY, OF THE LIVER, is a reflection formed by the peritoneum, between the posterior margin of the liver, and the lower surface of the diaphragm. See Falx.

LIGAMENT, COSTO-XIPHOID, Xiphoid ligament—1. Dorso-lumbo-supraspinal, see Supraspinosa ligamenta—1. of Fallopius, Crural arch—1. Gimbernat's, see Gimbernat's ligament—1. Glossepiglottic, see Glossepiglottic—1. Infra-pubian, Triangular ligament—1. *Interepineux*, Interspinal ligament—1. Palmar inferior, Metacarpal ligament—1. Poupart's, Crural arch—1. *Rond*, Ligamentum teres—1. *Sur-épineux cervical*, see Supra-spinosa ligamenta—1. *Sur-épineux dorso-lombaire*, see Supraspinosa ligamenta.

LIGAMENT, SUSPENSORY, OF THE LIVER, *Ligamentum latum, Suspensorium Hepatis*, is a large triangular reflection, formed by the peritoneum between the superior surface of the liver and the diaphragm. It is constituted of two layers, and is continuous, below, with another reflection, called the *Falx of the Umbilical Vein*. See Falx.

LIGAMENTA INTERLOBULARIA PULMONUM, Interlobular tissue—1. Intervertebralia, Intervertebral cartilages—1. *Lata uteri*, see Uterus—1. *Rotunda uteri*, Round ligaments of the uterus.

LIGAMENTOSUS, Ligamentous.

LIGAMENTOUS, *Ligamento'sus*. Having the character, or relating to, a ligament.

LIGAMENTS, BROAD, OF THE UTERUS, see Uterus—1. *Croisés*, Crucial ligaments—1. *Cruciformes*, Crucial ligaments—1. *Jaunes*, Yellow ligaments—1. *Large de l'utérus*, see Uterus—1. of the Larynx, inferior, Thyreo-arytenoid ligaments—1. *Ronds de l'utérus*, Round ligaments of the uterus.

LIGAMENTUM IRIDIS, Ciliary ligament—1. *Nuchæ*, Cervical ligament—1. *Suspensorium hepatis*, Suspensory ligament of the liver—1. *Suspensorium testis*, Gubernaculum testis.

LIGATIO, Fascia, Ligature—1. Lingua, Aphonia.

LIGATION, see Ligature.

LIGATURA, Ligature, Fascia—1. Glandis, Phimosis.

LIGATURE, *Ligatur'a*, *Liga'tio*, *Alligatu'ra*, *Deliga'tio*, *Vinctu'ra*, *Fascia*, *Epid'esis*, from *ligo*, 'I bind.' This word has various acceptations. It means, 1. The thread with which an artery or vein is tied, to prevent or arrest hemorrhage. 2. The cord, or thread, or wire, used for removing tumours, &c. 3. The bandage used for phlebotomy. *Ligature* is, also, sometimes applied to the act of tying an artery or considerable vessel.—*Liga'tion*. When the artery alone is tied, the ligature is said to be *immediate*; when any of the surrounding parts are included, it is said to be *mediate*. The ligature occasions obliteration or adhesion of the arterial parietes, by cutting through the middle and internal coats; the adhesion being favoured by the formation of a coagulum, which acts, in some degree, as a barrier against the impulse of the blood, and subsequently disappears by absorption.

LIGHT, Sax. *leoht*, *liht*, (G.) *Licht*—*Luz*, *Lumen*, *Phos*, (F.) *Lumière*. An extremely rare fluid, diffused over the universe; emanating from the sun and fixed stars; traversing more than four millions of leagues in a minute; passing through transparent bodies, which refract it according to their density and combustibility; and arrested by opaque bodies, by which it is reflected at an angle equal to the angle of incidence. It is the cause of colour in all bodies; being entirely reflected by white surfaces and absorbed by black. It is decomposed in passing through a transparent prism into seven rays—red, orange, yellow, green, blue, purple, and violet.

Light acts upon the body as a gentle and salutary stimulus. It urges to exercise, whilst privation of it induces sleep and inactivity, and disposes to obesity. Hence it is, that, in rural economy, animals, which are undergoing the process of fattening, are kept in obscurity. When vegetables are deprived of light, their nutrition is interfered with, and they become *etiolated*. To a certain extent this applies to animals, and there is every reason to believe, that want of light prevents the due development of organized bodies. It has been found, that when tadpoles were deprived of light, they did not undergo the perfect metamorphosis into the frog, but that monstrosities from arrest of development were induced.

LIGHTNING, *Astrape*.

LIGHTS, RISING OF THE, *Cynanche trachealis*.

LIGNE, Line—1. *Apré*, *Linea aspera*—1. *Blanche*, *Linea alba*—1. *Courbe*, Curved line—1. *Médiane de l'abdomen*, *Linea alba*—1. *Sous-trochantérienne*, *Linea aspera*.

LIGNIN, from *Lignum*, 'wood.' Ligneous or woody fibre; the fibrous structure of vegetable substances.

LIGNUM ALOES, *Agallochum*—1. *Aspalathi*, *Agallochum*—1. *Benedictum*, *Guaiaacum*—1. *Brasilianum rubrum*, *Hæmatoxylo campechianum*—1. *Cæruleum*, *Hæmatoxylo campechianum*—1. *Campechense*, *Hæmatoxylo campechianum*—1. *Campechianum*, *Hæmatoxylo campechianum*—1. *Campechanum*, *Hæmatoxylo campechianum*—1. *Campechanum*, *Hæmatoxylo*

campechianum—1. *Colubrinum*, see *Strychnos*—1. *Febrifugum*, *Quassia*—1. *Hæmatoxyli*, *Hæmatoxylo campechianum*—1. *Indicum*, *Guaiaacum*, *Hæmatoxylo campechianum*—1. *Infelix*, *Sambucus*—1. *Nephriticum*, *Guilandina Moringa* (the wood)—1. *Pavanæ*, *Croton tiglium*—1. *Quassia*, see *Quassia*—1. *Sanctum*, *Guaiaacum*—1. *Sandalinum*, see *Pterocarpus santalinus*—1. *Sappan*, *Hæmatoxylo campechianum*—1. *Serpentum*, *Ophioxylo serpentinum*—1. *Vitæ*, *Guaiaacum*.

LIGNYODES, Fuliginosus.

LIGNYS, *Fuligo*.

LIGULA, *Lingula*. The clavicle, also, the glottis and epiglottis. A measure containing 3 drachms and a scruple, or about half an ounce. Also, a species of bandage or ligature.—*Scribonius*.

LIGUSTICUM FENICULUM, *Anethum*.

LIGUSTICUM LEVISTICUM, from *Λιγυστικόν*, appertaining to Liguria. *Levisticum*, *Laserpitium Germanicum*, *Ligusticum*, *Lovage*, (F.) *Livèche*, *Ache des montagnes*. The properties of this plant are said to be stimulant, carminative, emmenagogue, &c.

LIGUSTICUM PODAGRARIA, *Podagra'ria*, *Ægopodium podagraria*, *Ses'eli ægopodium*, *Angelica sylvestris*, *Gout weed*. A British plant, once considered useful in cases of gout.

LIGUSTRUM ÆGYPTIACUM, *Lawsonia inermis*.

LIGUSTRUM VULGARÈ, *Privet*, *Privy*, (F.) *Troëne*. A shrub, which grows wild both in Europe and the United States, usually in hedges. The leaves are astringent and bitter; and the flowers, which are snow white, and of an agreeable odour, have been employed in decoction in sore throat, and ulcerous stomatitis. The berries are said to be cathartic.

LIGYSMA, *Distortion*.

LILAC, COMMON, *Syringa vulgaris*.

LILI, *Lilium Paracelsi*.

LILIA'GO. Dim. of *Lilium*, the lily; *Spiderwort*; *Lilias'trum*. This plant was formerly said to be alexipharmic and carminative.

LILIASTRUM, *Liliago*.

LILIUM CANDIDUM, *L. album*, *Criçon*. The white lily. (F.) *Lis blanc*. The infusion of the flowers of the lily in olive oil is emollient, and often applied externally, under the name of *Lily oil*, (F.) *Huile de lis*. The scales of the bulb, roasted, are sometimes employed as maturatives.

LILIUM CONVALLIUM, *Convallaria maialis*.

LILIUM PARACELSI, *Tinctu'ra Metallo'rum*, *Lili*. A medicine employed by Paracelsus. It was prepared by melting in a crucible four ounces of each of the following alloys: *Antimony and iron*, *antimony and tin*, *antimony and copper*, previously mixed with eighteen ounces of nitrate of potass and as much salt of tartar. The melted mass, when pulverized, was treated with rectified alcohol, which really dissolved only the potass set at liberty by the decomposition experienced by the nitre and salt of tartar. The *Lilium Paracelsi* was used as a cordial. It entered into the composition of the theriacal elixir, &c.

LILY, GROUND, *Trillium latifolium*—1. *May*, *Convallaria maialis*—1. *Pond*, *Nelumbium luteum*—1. *Pond*, *White*, *Nymphæa odorata*—1. *Toad*, *Nymphæa odorata*—1. of the Valley, *Convallaria maialis*—1. *Water*, *Little*, *Bra-*

senia hydropeltis—l. Water, Sweet, Nymphæa odorata—l. Water, sweet-scented, Nymphæa odorata—l. Water, white, Nymphæa alba—l. Water, yellow, Nymphæa lutea—l. White, Liliun candidum, Nelumbium luteum.

LIMA, (CLIMATE OF.) The climate of Peru does not appear to be favourable to the generation of consumption; and Lima would seem to be a good residence for the phthical valetudinarian. Many have been benefited by a residence there; but when they have gone farther south, as to Chili, the effect, according to Dr. M. Burrough, has generally been fatal.

LIMA DENTARIA, Scalprum dentarium.

LIMAÇIEN (F.), from *limaçon*, the cochlea of the ear. A branch of the acoustic or labyrinthic nerve sent to the cochlea.

LIMAÇON, Cochlea Limax—l. *Rampes du*, see Cochlea.

LIMACUM CORNUA, see Lachrymal puncta.

LIMANCHIA, Abstinence.

LIMATIO, from *lima*, 'a file.' Filing: an operation employed by the dentist more especially to prevent immediate contact of the teeth with each other.

LIMATURA FERRI, Ferri Limatura.

LIMAX, *Helix*, the *Slug* or *Snail*. (F.) *Limaçon*, *Colimaçon*, *Escargot*. A syrup has been prepared from these animals; which has been given in phthisis, &c. The raw snails have also been taken in consumption. They have been used as food.

LIMB, Membrum.

LIMBUS ALVEOLARIS, Alveolar border—l. Luteus retinae, see Foramen centrale—l. Posterior corporis striati, Tænia semicircularis.

LIME. A fruit like a small lemon, the juice of which is strongly acid, and much used for making punch. It is, also, used in long voyages as an antiscorbutic, &c. It is a species of lemon, the fruit of *Citrus a'cida*.

LIME, Calx—l. Carbonate of, Creta—l. Chloride of, Calcis chloridum—l. Chlorite of, Calcis chloridum—l. Chloruret of, Calcis chloridum—l. Hydrate of, see Calx—l. Hypochlorite of, Calcis chloridum—l. Muriate of, solution of, see Calcis murias—l. Oxymuriate of, Calcis chloridum—l. Slaked, see Calx—l. Sulphuret of, Calcis sulphuretum—l. Tree, Tilia—l. Water, Liquor calcis—l. Water, compound, Liquor calcis compositus.

LIMICUS, Hungry.

LIMITROPHES, see Trisplanchnic nerve.

LIMNE, Marsh.

LIMNE/MIC, *Limnæ'mic*, *Limnæ'mic*, *Limnæ'micus*, *Limnæ'micus*, from *λίμνη*, 'a marsh,' and *αίμα*, 'blood.' An epithet given to affections induced by paludal emanations; (F.) *Affections limnæmiques*.

LIMOCTONIA, Abstinence. Abstinence to death. Death from hunger; from *λιμος*, 'hunger,' and *κτος*, 'death.' Suicide by hunger.

LIMODES, Hungry.

LIMON, see Citrus medica.

LIMONADA, Lemonade.

LIMONADE, Lemonade—l. *Gazeuse*, see Lemonade—l. *Sèche*, Lemonade, dry; see Citric acid.

LIMONIUM, Statice limonium—l. Malum, see Citrus medica.

LIMONUM BACCA, see Citrus medica.

LIMOS, *λιμος*, 'hunger.' Hence:

LIMOSIS, *Stomach disease*, *Morbid appetite*. A genus in the class *Culiaca*, order *Enterica*, of Good.

LIMOSIS CARDIALGIA MORDENS, Cardialgia—l. Cardialgia sputatoria, Pyrosis—l. Dyspepsia, Dyspepsia—l. *Expers*, Anorexia—l. *Expers protracta*, Fasting—l. Flatus, Flatulence—l. *Helluonum*, Gluttony—l. *Pica*, Malacia.

LIMOTHERAPEIA, *Nestitherapeia*, *Nestotherapeia*, *Nestiatri'a*, *Peinotherapeia*, *Curaio morbi per in'e'diam*, from *λιμος*, 'hunger,' and *θεραπεια*, 'treatment.' Hunger-cure. Cure by fasting.

LIMUS, Limos.

LIN, Linum usitatissimum—l. *Graines de*, see Linum usitatissimum—l. *Purgatif*, Linum catharticum.

LINAIRE, Antirrhinum linaria.

LINAMENTUM, Linteum.

LINARIA, Antirrhinum linaria—l. *Vulgaris*, Antirrhinum linaria.

LINCTUARIUM, Eclectos.

LINCTUS, Eclectos—l. *Albus*, Looch album—l. *Amygdalinus*, Looch album—l. *ad Aphthas*, Mel boracis—l. *de Borace*, Mel boracis—l. *Communis*, Looch album.

LINDEN TREE, Tilia.

LINE, *Lin'ea*, *Grammè*, (F.) *Ligne*. Extent in length, considered without regard to breadth or thickness. As a measure, it means the 12th part of an inch.

MEDIAN LINE OF THE BODY is an imaginary line supposed to set out from the top of the head and to fall between the feet, so as to divide the body vertically in two equal and symmetrical parts.

LINEA, Line.

LINEA ALBA, *L. A. Abdominis*, (F.) *Ligne blanche*; *Ligne médiane de l'abdomen*, (Ch.) *Candid'ula abdominis lin'ea*, *Lin'ea centralis*. A tendinous, strong, and highly resisting cord; extending from the ensiform cartilage of the sternum to the symphysis pubis; with the umbilicus near its middle. The linea alba is formed by the decussation of the aponeurosis of the abdominal muscles; and its use is to limit the movement of the chest backwards; to prevent it from separating too far from the pelvis, and to furnish a fixed point for the muscles of the abdomen, in their contraction.

LINEA ASPERA, (F.) *Ligne âpre*, *Ragged ridge*, *Ligne sous-trochantérienne*, (Ch.) A rough projection at the posterior surface of the femur, which gives attachment to muscles.

LINEA CANDIDULA ABDOMINIS, *L. alba*—l. *Centralis*, *L. alba*—l. *Innominata*, Ilio-pectinea Linea.

LINEÆ SEMILUNARES are the lines, which bound the outer margin of the recti muscles of the abdomen. They are formed by the union of the abdominal tendons. The lines which cross these muscles are called *Lineæ transversæ*.

LINEÆ TIBIÆ, *Anguli tibi'a*. Sharp lines on the tibia.

LINEÆ TRANSVERSÆ, see *L. semilunares*.

LINEAIRE, Linear.

LINEAMENT, *Lineamentum*, from *linea*, 'a line.' A delicate trait observed on the countenance, which constitutes its special character, enables us to preserve its image, and is the cause of resemblance to others. A *feature*. Bonnet gave the name *Lineament* to the first

traces of organization in the embryo of man and animals.

LIN'EAR, *Linea'ris*, *Linea'rius*. Same etymon. (F.) *Linéaire*. Pathologists apply the epithet *linear* to fractures which are very narrow, and in which the fragments are scarcely separated.

LINE'OLA; a diminutive of *Linea*, 'a line.' A small line.

LIN'EOLÆ MAMMA'RUM. The white lines on the breasts.

LINGUA, Tongue—*l. Bovis*, *Anchusa officinalis*—*l. Canina*, *Cynoglossum*—*l. Cervina*, *Asplenium scolopendrium*—*l. Exigua*, *Epiglottis*—*l. Prognosis ex*, *Glossomantia*—*l. Serpentaria*, *Ophioglossum vulgatum*.

LINGUÆ AVIS, see *Fraxinus excelsior*—*l. Detentor*, *Glossocatochus*—*l. Exoncosis*, *Glossocus*—*l. Scalpium*, *Cure-langue*.

LIN'GUAL, *Lingua'lis*, from *lingua*, 'the tongue.' Relating or belonging to the tongue.

LINGUAL AR'TERY, *Arte'ria lingua'lis*, arises from the external carotid; and, after several tortuosities, reaches the base of the tongue, becomes horizontal, and, under the name *Ranine*, advances to the tip, where it anastomoses with its fellow. In its course, it gives off the *Dorsalis linguæ* and *sublingual*.

LINGUAL MUSCLE, *Lingua'lis*, *Basio-glossus*, (Cowper), *Glossia'nus*, is a small, long, fasciculus of fibres, hidden beneath the sides of the tongue, between the hyoglossus and styloglossus muscles, which are on the outside, and the genioglossus, within. This muscle passes from the base to the tip of the tongue; and, at its sides, is confounded with the muscles just referred to. It shortens the tongue, depresses its point, and can carry it to the right or left side.

LINGUAL NERVE is a name which has been given to the ninth pair or hypoglossus; which see. *Lingual nerve* is, also, a term applied to a branch given off from the *Inferior maxillary*, or third branch of the fifth pair. Near its origin it anastomoses with, or simply runs close to, the chorda tympani. It afterwards gives off a considerable number of filaments, which are distributed to the tongue, and some of which are said to have been traced as far as the papillæ;—a distribution which has occasioned it to be regarded as the *Gustatory nerve*, (F.) *Nerf gustatif*.

LINGUAL VEIN follows nearly the same distribution as the artery. It opens into the internal jugular.

LINGUALIS, Lingual muscle.

LINGULA, Ligula—*l. Fistulæ*, *Epiglottis*.

LINI USITATISSIMI SEMINA, see *Linum usitatissimum*.

LINIMENT, *Linimentum*, *Litus*, *Enchris'ton*, *Catichris'ton*, *Perich'risis*, *Perichris'ton*, *Aleph'u*, *Aleim'ma*, *Enchris'tu*, *Fric'tum*, *Fricat'orium*, *Inunctio*, from *linire*, 'to anoint gently,' 'to anoint.' An unctuous medicine, containing usually oil or lard, which is used externally in the form of friction.

LINIMENT AMMONIACAL, *Linimentum ammoniac*—*l. de Carbonate d'Ammoniaque*, *Linimentum ammoniac carbonatis*.

LINIMENT ANTIHÉMORRHOÏDALE DE SIEUR ANDRY, (F.) This is formed of *Narbonne honey*, *Olive oil* and *Turpentine*.

LINIMENT ANTIPARALYTIQUE, (F.)

Composed of *subcarbonate of ammonia*, *alcoholized oil*; *black soap*, and *oil of rosemary*.

LINIMENT, ANTISCROFULOUS, OF HUFELAND. It is composed of *fresh ox gall*, *White Soap*, *Unguentum althææ*, *Volatile oil of petroleum*, *Carbonate of ammonia*, and *Cumpher*.

LINIMENT CALCAIRE, *Linimentum aquæ calcis*—*l. Camphor*, *Linimentum camphoræ*—*l. Camphré*, *Linimentum camphoræ*—*l. of Cantharides*, *camphorated*, *Linimentum e cantharidibus camphoratum*—*l. Cantharide camphré*, *Linimentum e cantharidibus camphoratum*—*l. d' Eau de chaux*, *Linimentum aquæ calcis*—*l. of Lime water*, *Linimentum aquæ calcis*—*l. de Mercure*, *Linimentum hydrargyri*—*l. Mercurial*, *Linimentum hydrargyri*—*l. Oléocalcaire*, *Linimentum aquæ calcis*.

LINIMENT RÉSOLUTIF DE POTT, composed of *oil of turpentine* and *muricatic acid*. Used in rheumatism, swellings, &c.

LINIMENT, SAINT JOHN LONG'S. A liniment used by a celebrated empiric at the commencement of the second quarter of the 19th century. It is said to have consisted of *oil of turpentine*, and *acetic acid*, held in suspension by yolk of egg. It was a powerful counterirritant.

LINIMENT DE SAVON, *Linimentum saponis compositum*—*l. de Savon opiacé*, *Linimentum saponis et opii*.

LINIMENT SAVONNEUX HYDRO-SULFURE DE JADELOT. Composed of *sulphuret of potass*, ℥vj, *white soap* ℔ij, *oil of poppy* ℔iv, *oil of thyme* ℥ij: used in itch.

LINIMENT, SIMPLE, *Linimentum simplex*—*l. Soap*, *Linimentum saponis*—*l. Soap and opium*, *Linimentum saponis et opii*—*l. Soap, compound*, *Linimentum saponis compos.*—*l. Turpentine*, *Linimentum terebinthinæ*—*l. of Verdigris*, *Linimentum æruginis*—*l. de Vert-de-gris*, *Linimentum æruginis*—*l. Volatil*, *Linimentum ammoniæ fortius*.

LINIMENTUM, *Liniment*.

LINIMENTUM ÆRUGINIS, *Oxymel Æruginis*, *Unguentum Ægyptiacum*, *Mellitum de acetate cupri*, *Linimentum de verdigris*, (F.) *Liniment de Vert-de-gris*, *Miel d'acétate de cuivre*. (*Æruginis*. cont. ℥j, *acet.* ℥vij, *mellis despum.* pond. ℥xiv. Liquefied, strained, and inspissated by boiling. *Ph. L.*) It is used as an eschærotic and detergent;—diluted, as a gargle in venereal ulcerations and in foul ulcers.

LINIMENTUM ALBUM, *Ceratum cetacei*, *Unguentum cetacei*—*l. ad Ambustiones*, *L. aquæ calcis*.

LINIMENTUM AMMONIÆ, *Sapo ammoniacalis*, *Linimentum ammoniacatum* seu *ammoniacum* seu *Anglicanum*, *Sapo ammoniac oleaceus*, *Unguentum album resolvers*, *Oleum ammoniacatum*, *Linimentum ammoniac*, *Strong liniment of ammonia*, (F.) *Liniment volatil ou ammoniacal*, *Sapon ammoniacal*. (*Liq. Ammon. f. ℥j, olei olivæ*, f. ℥ij. *Mix. Ph. U. S.*) A stimulating and rubefacient soap.

LINIMENTUM AMMONIÆ CARONATIS, *Liniment of subcarbonate of ammonia*, *Linimentum ammoniac*, *Linimentum volatilè*; *Harts-horn and oil*, (F.) *Liniment de carbonate d'ammoniaque*. (*Solut. subcarb. ammon. f. ℥j, olei oliv. f. ℥ij.* Shake till they unite.) A stimulating liniment, mostly used to relieve rheumatic pains, bruises, &c.

LINIMENTUM AMMONIATUM SEU AMMONICUM,

L. ammoniæ fortis—1. Anglicanum, L. Ammonia fortis—1. ad Aphthas, Mel boracis.

LINIMENTUM AQUÆ CALCIS, *Linimentum Calcis*, (Ph. U. S.) *Oleum lini cum calcē, Sapo calcarius, Linimentum ad ambustiones, Liniment of lime water*, (F.) *Liniment d'eau de chaux, Savon calcare, Liniment calcare, Liniment oléo-calcaire*. (Olei lini; aquæ calcis, æ partes æquales. Misce.) A cooling and emollient application to burns and scalds.

LINIMENTUM AROÆLI, Unguentum elemi compositum—1. de Borate, Mel boracis—1. Calcis, L. aquæ calcis.

LINIMENTUM CAMPHORÆ, *Oleum camphoratum, Solutio camphoræ oleosa, Camphor liniment*, (F.) *Liniment Camphré*. (Camphoræ ℥iv, olei olivæ, f. ℥ij. Dissolve.) It is used as a stimulant and discutient.

LINIMENTUM CAMPHORÆ COMPOSITUM, *Ward's essence for the headache, Compound camphor liniment* (Camphor ℥ij, liq. ammoniæ f. ℥ii, spirit. lavand. f. Oj. Ph. L.) It is stimulant and anodyne.

LINIMENTUM E CANTHARIDIBUS CAMPHORATUM, *Camphorated liniment of cantharides*, (F.) *L. cantharide camphré*, (Tinct. cantharid. ℥ss, ol. amygd. dulc. ℥iv, sapon. amygd. ℥ij, camphor. ℥ss. Dissolve the camphor in the oil, and add this mixture to the tincture and soap. Ph. P.) Rubefacient, and discutient.

LINIMENTUM CANTHARIDIS, *Liniment of Spanish Flies*, (Cantharid. in pulv. ℥j; Ol. Terebinth. Oss. Digest for three hours by means of a water bath, and strain. Ph. U. S.) Used as an excitant liniment in typhus, &c.

LINIMENTUM HYDRARGYRI, *Mercurial liniment*, (F.) *L. de mercure*, (Ung. Hyd. fort., adip. præp. æ ℥iv, camphoræ ℥j, sp. rect. gr. xv, liquor ammon. f. ℥iv. Rub the camphor with the spirit; add the ointment and lard; and, lastly, gradually add the solution. Ph. L.) It is used as a stimulant and discutient to venereal swellings, &c.

LINIMENTUM PLUMBÆTUM, Unguentum plumbi superacetatis—1. Saponaceum opiatum, L. saponis et opii.

LINIMENTUM SAPONACEUM HYDROSULPHURATUM. (Common Soap, 500 p. Liquefy in a water bath in an earthen vessel; and add white poppy oil, 250 p. Mix intimately, and add dry sulphuret of potass, 100 p. Beat together, and add oil of poppy-seed, 750 p. Ph. P.) In cutaneous affections, as psora, herpes, &c.

LINIMENTUM SAPONATO-CAMPHORATUM, L. Saponis camphoratum.

LINIMENTUM SAPO'NIS, *Tinctura saponis camphorata* (Ph. U. S.) *Camphorated Tincture of Soap, Soap Liniment*. (Saponis concis. ℥iv; camphor. ℥ij, Ol. Rosmarin. f. ℥ss, alcohol. Oij. Digest the soap and alcohol in a water bath, until the former is dissolved; filter, and add the camphor and oil—Ph. U. S.) Used in sprains, bruises, and as an embrocation.

LINIMENTUM SAPO'NIS CAMPHORATUM, L. S. compositum, L. Saponato-camphoratum, *Balsamum opodel doc, Tinctura saponis camphorata, Opodel doeh, Steer's opodeldoch*, (F.) *L. de Savon. Compound soap Liniment*. (Sapon. vulgar. ℥iij, Camphor. ℥j, Ol. Rosmarini, Ol. Origan. æa f. ℥j, Alcohol Oj. Digest the soap with the alcohol in a sand bath, until it is dissolved; then add the camphor and oils, and when they are dissolved, pour the liquor into

broad-mouthed bottles.—Ph. U. S.) Stimulant and anodyne; in bruises, local pains, &c.

Freeman's Bathing Spirits consist of *lin. sapon comp.* coloured with *Daffy's elixir*.

Jackson's Bathing Spirits differ from Freeman's in the addition of some essential oils.

LINIMENTUM SAPO'NIS ET OPII, *L. saponaceum opiatum, Soap and opium liniment, Bates's anodyne balsam, Balsamum anodynum, Tinctura saponis et opii*, (F.) *L. de Savon opiacé*. (Saponis duri ℥iv, opii ℥j, camphoræ ℥ij, olei rosmarin. f. ℥ss, alcohol Oj. Ph. E.) Anodyne; in chronic rheumatism and local pains in general.

LINIMENTUM SIMPLEX, *Simple liniment*, (Ol. oliv. 4 p. ceræ albæ 1 p. fiat linimentum. Ph. E.) Emollient; used in chaps, &c.

LINIMENTUM SIMPLEX, Unguentum ceræ. LINIMENTUM TEREBINTHINÆ, *Turpentine liniment*. (Ceræ resinæ, lbj, ol. terebinth. Oss. Melt the cerate and stir in the oil.) A stimulant; applied to burns, &c.

LINIMENTUM VOLATILE, L. ammoniæ carbonatis.

LINNÆA BOREALIS. This plant, called after Linnæus, has a bitter, subastringent taste; and is used, in some places, in the form of fomentation, in rheumatic pains. An infusion in milk is used in Switzerland for the cure of sciatica.

LINOSPERMUM, see *Linum usitatissimum*.

LINSEED, see *Linum usitatissimum*.

LINT, Carbasus, Linteum.

LINTEAMEN, Linteum, Pledget.

LINTEUM, *L. carptum seu rasum, Linteamen, Oth'oné, Oth'on, Carbasus; Carbasa, Carpia, Motos, Moté, Motum, Linamentum, Tima, Xystos, Xysma, Achmè, Lint*, (F.) *Charpie*. A soft, flocculent substance, made by scraping old linen cloth, (F.) *Charpie rapée*, or by unravelling old linen cut into small pieces—(F.) *Charpie brute*; and employed in surgery as a dressing to wounds, ulcers, &c., either simply or covered with ointment.

LINTEUM CARPTUM, see *Linteum*—1. *Rasum*, see *Linteum*.

LINUM, see *Linum usitatissimum*.

LINUM CATHARTICUM, *L. mini'mum, Chameli'num, Purging flax, or Mill mountain*, (F.) *Lin purgatif*. This plant is possessed of cathartic properties, and has a bitterish, disagreeable taste. Dose, ℥j in substance.

LINUM CRUDUM, see *Apolinosis*—1. *Mini'mum, L. Catharticum*.

LINUM USITATISSIMUM, *Common flax*, (F.) *Lin.* The seed *Linum* (Ph. U. S.), *Semina lini usitata'simi, Linospermum, Linseed, Flaxseed*, (F.) *Grains de lin*, are inodorous, and almost tasteless; yielding mucilage to warm water, and oil by expression. They are demulcent and emollient. Linseed, when ground into powder, forms a good emollient poultice. It is only necessary to stir the powder into boiling water. The oil, *Oleum lini, Flaxseed oil*, is emollient and demulcent.

LIONDENT, *Leontodon taraxacum*. LION'S FOOT, *Prenanthes*—1. *Tail, Leonurus*.

LIOPODIA, *Leipodes*.

LIOPIUS, *Leipopus*.

LIP, Sax. and Germ. *Lippe*, *Cheilos, Labium, Labrum*, (F.) *Lèvre*. The lips are composed of different muscular fasciculi, nerves

and vessels, covered by the skin and mucous membrane of the mouth. They circumscribe the anterior aperture of that cavity; and are inservient to mastication, pronunciation, &c. They are distinguished into *upper and lower*—*Anochei'lon*, and *Catochei'lon*—and are placed in front of each jaw, forming the anterior aperture of the mouth between them. They unite at each side, and form what are called the *angles* or *commissures* of the mouth—*Chalini*. Their free edge is covered with a mucous membrane, of a more or less vivid red, according to the individual. They receive their arteries from the external carotid. Their veins open into the two jugulars. Their lymphatic vessels descend into the ganglions situate beneath the chin. Their nerves are derived from the infra-orbital, mental, and facial.

LIPS, *La'bia*, (F.) *Lèvres de la vulve*, are folds belonging to the genital organs of the female, and distinguished into—1. *Labia pudendi*; *Labia majora*, *Episi'a*, *Ala pudendi muliebris*, *Hyrtochei'lides*, *Rupes*, *Ala majora*, *Crem'noi*, (F.) *Grandes Lèvres*. These are two membranous folds, thicker above than below, which limit the vulva laterally, and extend from the inferior part of the *mona veneris* to the perinæum. They unite anteriorly and posteriorly, forming commissures; the posterior of which is called *Fourchette*. Their outer surface is convex; formed of skin and covered with hair. The inner surface is red and covered by a mucous membrane, continuous with that lining the other parts of the vulva. The space between the skin and mucous membrane is filled with a fatty tissue and fibrous bands, some fibres of the constrictor vaginae muscle, vessels, and nerves.

We speak, also, of the *lips of a wound*, *ulcer*, &c., when alluding to the edges of these solutions of continuity.

LIPA, λιπα, fat; also, Lippitudo.

LIPARA, from λιπαρος, 'fatty,' and λιπα, 'fat.' Plasters, containing much oil or fat.

LIPARIA, see Polysarca.

LIPAROCÉLÉ, *Lipocé'le*, from λιπαρος, 'fatty,' and κηλη, 'tumour.' A *Lipó'ma*; or fatty tumour of the scrotum, *Her'nia pinguedino'sa scroti*.

LIPAROLÉ, Pomatum, *Pommade*.

LIPAROTES, see Polysarca.

LIPAROTRICHIA, from λιπαρος, 'fat,' and ῥιχί, 'hair.' Too great oiliness of the hair.

LIPASMA, see Polysarca.

LIPEMANIA, Melancholy, see Lypemania.

LIPHÆMIA, Leiphæmia.

LIPHÆMOS, Leiphæmos.

LIPO or **LEIPO**, λειπω, 'I leave,' 'I forsake.' Hence, *Leipopsychia*, *Leipothymia*.

LIPOCELE, Liparocèle.

LIPODERMIA, Apósthia.

LIPODERMOS, Leipodermos.

LIPOMA, *Lypo'ma*, from λιπος, 'fat,' 'a fatty tumour.' A fatty tumour of an encysted or other character.

LIPOMERIA, *Leipome'ria*, from λειπω, 'I leave,' and μέρος, a part.' Monstrosity from arrest of development, or from defect. Deficiency of one or more of the parts of the body; for example, where a person only has four fingers.

LIPOPSYCHIA, Syncope.

LIPOS, Pinguedo.

LIPOSIS, see Polysarca.

LIPOTHYMLIA, Syncope.

LIPPA, *Chassie*.

LIPPIA, Adali.

LIPPITUDO, *Ophthal'mia chron'ica* of some.

Lippitudo, *Blear-eye*, *Lappa*, *Lipa*, *Xerophthal'mia*, *Lema*, *Lemé*, *Lemos'tias*, *Glemé*, *Glama*, *Gra'mia*. A copious secretion of the sebaceous humour of the eyelids, which renders them gummy. It is owing to a state of chronic inflammation of the tarsal margins; the eyelids being generally red, tumefied, and painful.

LIPPITUDO NEONATORUM, see Ophthalmia.

LIPPUS, *Chassieuze*.

LIPSIS ANIMI, Syncope.

LIPSOTRICHIA, Alopecia; Calvities.

LIQUAMUMIA, *Adeps huma'nus*. Human fat—Ruland and Johnson.

LIQUARIUM, Syrupus simplex.

LIQUATIO, Liquefaction.

LIQUEFACIENT; *Liquefa'ciens*, from *liquidus*, 'liquid,' and *facere*, 'to make.' A medicinal agent, which seems to have the power of liquefying solid depositions. To this class mercury, iodine, &c. have been referred by some.

LIQUEFACTION, *Liqua'tio*, *Liquesac'tio*; (same etymon.) Transformation of a solid substance into a liquid. It is used particularly in speaking of metals and fatty bodies.

LIQUEUR D'ALUMINE COMPOSÉE, *Liquor aluminis compos.*—1. *Arsénicale*, *Liquor arsenicalis*—1. *Fumante de Boyle*, *Ammoniac sulphuretum*—1. *Fumante de Boyle*, *Liquor fumans Boylii*—1. *Volatile de corne de cerf*, *Liquor volatilis cornu cervi*—1. *de Cuivre ammoniacal*, *Liquor cupri ammoniati*—1. *de Fer alcaline*, *Liquor ferri alkalini*—1. *de Sous-acétate de plomb*, *Liquor plumbi subacetatis*—1. *de Potasse*, *Liquor potassæ*—1. *de Sous-carbonate de potasse*, *Liquor potassæ subcarbonatis*.

LIQUID, DISINFECTING, BARRETT'S, see Barrett's disinfecting liquid—1. *Disinfecting*, *Labarraque's*. *Liquor sodæ chlorinata*—1. *Disinfecting*, *Ledoyen's*, see *Ledoyen's disinfecting liquid*.

LIQUIDAMBAR ASPLENIFOLIA, *Comptonia asplenifolia*—1. *Officialis*, see *Styrax*—1. *Perégrina*, *Comptonia asplenifolia*.

LIQUIDAMBAR STYRACIFLUA, *Liquidam'bra*, *Sweet gum*. The name of the tree which affords the *Liquid amber* and *Storax liquida*; *Styrax liquida* or *Liquid storax*. *Liquid amber* is a resinous juice of a yellow colour, inclining to red; at first of about the consistence of turpentine; by age, hardening into a solid, brittle mass. It is not used medicinally.

Styrax liquida is obtained from this plant by boiling. There are two sorts:—one more pure than the other. It is used, occasionally, as a stomachic, in the form of plaster.

LIQUIDUM NERVEUM, Nervous fluid.

LIQUIRITIA, Glycyrrhiza.

LIQUOR, *Liqua'men*, *Hyg'ron*, *Hy'grotes*. (F.) *Liqueur*. A name given to many compound liquids, and especially to those the bases of which are water and alcohol.

LIQUOR ACIDUS HALLERI, Elixir acidum Halleri—1. *Ethereus*, *Ether*—1. *Ethereus sulphuricus*, *Spiritus ætheris sulphurici*.

LIQUOR ALUMINIS COMPOSITUS, *Aqua aluminis composita*, *Aqua aluminosa Batea'na*, *Compound solution of Alum*, (F.) *Liqueur d'alumine composée*. (*Aluminis*, *zinci sulphat*.

ing. ℥ss, aqua fervent. Oij. Dissolve and filter through paper.) Detergent and stimulant. Used as a collyrium, when properly diluted, in ophthalmia; as an injection in gleet, leucorrhœa, &c.

LIQUOR AMMONIÆ, *Liq. ammonia pura*, *Alcali ammoniacum fluidum*, *Ammonia liquida*, *A. caustica liquida*, *A. pura liquida*, *Lixivium ammoniacale*, *Spiritus salis ammoniaci aquosus*, *Aqua ammonia*, *Aqua ammonia caustica*, *Liquid ammonia*, *Solution of ammonia*, (F.) *Ammoniacque liquide*. (Directed to be made in the Pharm. U. S. from muriate of Ammonia; in fine powder; and Lime, each a pound; distilled water a pint; water, nine fluidounces. The water is employed to slake the lime; this is mixed with the muriate of ammonia and put into a glass retort in a sand bath. Heat is applied so as to drive off the ammonia, which is made to pass into a quart bottle containing the distilled water. To every ounce of the product three and a half fluidrachms of distilled water are added, or as much as may be necessary to raise its s. g. to 0.96. This Liquor Ammonia may also be made by mixing one part of liquor ammonia fortior with two parts of distilled water. (Ph. U. S. 1842.)) The *Liquor Ammonia fortior*, or stronger solution of ammonia (Ph. U. S.) is an aqueous solution of ammonia of the s. g. 0.882. It is stimulant, antacid, and rubefacient. Dose gr. to xx, in water or milk.

LIQUOR AMMONIÆ ACETATIS, *Alcali ammoniacum acetatum*, *Alcali volatilis acetatum*, *Aqua acetatis ammoniacæ*, *Solution of acetate of ammonia*, *Aqua ammoniacæ acetata*, *Acetas ammoniacæ*, *Spiritus of Mindere's*, *Sal ammoniacum vegetabile*, *Spiritus ophthalmicus Mindere's*, *Sal acetosus ammoniacalis*. (Ammon. carbon. ℥ij, acid. acet. dil. ℔iv; or add the salt till the acid is saturated. A sudorific: externally, cooling. Dose, f. ℥ij to f. ℥iiss.

LIQUOR AMMONIÆ SUBCARBONATIS, *Solutio subcarbonatis ammoniacæ*, *Aqua carbonatis ammoniacæ*, *Solution of subcarbonate of ammonia*. (*Ammonia carbon.* ℥viii, *aquæ destillatæ* Oj. Dissolve and filter through paper.) Use;—the same as that of the carbonate of ammonia, (q. v.)

LIQUOR AMMONIÆ HYDROTHIODIS, *Ammonia sulphuretum*—l. ex Ammonia et oleo succini, *Spiritus ammonia succinatus*.

LIQUOR AMNII, *Aqua amni*. The liquor of the amnios. (F.) *Eaux de l'amnios*. The fluid exhaled by the amnios, and which envelops the fœtus during the whole period of uterogestation. It is often simply called the *waters*; (F.) *Les Eaux*. Its relative quantity diminishes as pregnancy advances, although its absolute quantity continues to increase till the period of delivery. In some women only five or six ounces are met with; in others, it amounts to pints. It is limpid, yellowish, or whitish; exhales a faint smell, and has a slightly saline taste. It contains water in considerable quantity; albumen; chloride of sodium; phosphate of lime; an alkaline substance; and a particular acid. It facilitates the dilatation of the uterus, and aids delivery by acting as a soft wedge enclosed in its membranes, &c. It is probably inservient to useful purposes in the nutrition of the fœtus.

LIQUOR, ANODYNE, HOFFMANN'S, *Spiritus ætheris sulphurici compositus*—l. Anodynus martialis, *Alcohol sulphurico-æthereus ferri*.

LIQUOR ARSENICALIS, *L. potassæ arsenitis* (Ph. U. S.), *Solutio arsenicalis*, *S. arsenicata*, *S. arsenitis kalica*, *Arsenical solution*, *Mineral solvent*, *Arsenis potassæ liquidus*, *Arsenis potassæ aquosus*, *Fowler's solution of arsenic*, *Solvens minerale*, *Italian poison*, *Aqua Toffana*, (?) *Aqua Toffana*, *Acqua della Toffana*, *Acqua di Napoli*, *Acqueto*, *Tasteless ague drop*, (F.) *Liqueur arsenicale*. (Acid. Arsenios in pulverem subtilem triti, *potassæ carbonatis puræ*, sing. gr. lxxiv, *aquæ destillatæ* q. s. Boil together the arsenious acid and carbonate of potassa with twelve fluidounces of distilled water, in a glass vessel, until the arsenic is dissolved. When the solution is cold, add *Tinct. lavandæ* c. f. ℥iv, and as much distilled water as will make the whole one pint. Ph. U. S.) f. ℥j, contains gr. ss. of the arsenious acid. Dose, gr. xx.

LIQUOR ARSENICI ET HYDRARGYRI IODIDI, see Arsenic and Mercury, iodide of—l. Barii chloridi, Baryta, muriate, solution of—l. Bellosti, L. Hydrargyri nitrici—l. Calcii chloridi, see Calcis murias.

LIQUOR CALCIS, *Solutio calcis*, *Aqua calcis*, *Aqua benedicta*, *Calcaria pura liquida*, *Aqua calcaria usta*, *Solution of Lime*, *Lime Water*, (F.) *Eau de chaux*. (*Calcis* ℥iv, *aq. destillatæ* cong. Pour the water on the lime, and stir. Let it stand in a covered vessel three hours; bottle the lime and water in stopped bottles, and use the clear solution.) It is astringent, tonic, and antacid; and is used in diarrhœa, diabetes, heartburn, &c., and as a lotion to foul and cancerous ulcers, &c. Dose, ℥ij, to Oss, in milk.

LIQUOR CALCIS COMPOSITUS, *Aqua calcis composita*, *Compound lime water*, *Aqua benedicta composita*, (F.) *Eau de chaux composée*. (*Lign. guaiac. ras.* ℔ss, *rad. glycyrrh.* ℥j, *cort. sassaparilæ*, ℥ss; *semin. coriand.* ℥ij, *liquor calcis*, Ovj. Macerate for two days, and filter.) It is stimulant, diaphoretic, and astringent, and is used in cutaneous affections.

LIQUOR CALCIS MURIATIS, see Calcis murias—l. Cereris, Cerevisia—l. Chloreti natri, L. sodæ chlorinatæ—l. Chlorini, see Chlorine—l. Chlorureti natri, L. Sodæ chlorinatæ—l. Chlorureti sodæ, L. sodæ chlorinatæ.

LIQUOR CUPRI AMMONIATI, *Aqua cupri ammoniati*, *Aqua sapphari-na*, *Blue eyewater*, *Solutio of ammoniated copper*; (F.) *Liqueur ou Eau de cuivre ammoniacal*. (*Cupri ammoniat.* ℥j, *aquæ destillatæ* Oj. Dissolve and filter the solution through paper. Ph. L.) Corrosive and detergent. Used externally to foul ulcers; and diluted with an equal part of distilled water, it is applied by means of a hair pencil to specks and films on the eye.

LIQUOR CUPRI SULPHATIS COMPOSITUS, *Aqua cupri vitriolati composita*. (*Cupri sulphat.*, *alumin. sulphat.* aa ℥ij, *aquæ puræ* Oij, *acid sulph.* ℥ij. Boil the salts in the water until they are dissolved; then filter the liquor, and add the acid.) Used as an astringent in epistaxis, &c. It was also called *Aquæ Stypticæ*.

LIQUOR CYRENIACUS, Benjamin—l. Excitans, *Spiritus ammonia succinatus*.

LIQUOR FERRI ALKALINI, *Solutio of Alkaline Iron*, (F.) *Liqueur de fer alcaline*. (*Ferri* ℥iiss, *acid. nitric.* ℥ij, *aquæ destillatæ* f. ℥vj, *liq. potass. subcarb.* f. ℥vj. To the acid and water mixed, add the iron; and, after the effe-

vescence, add the clear solution, gradually, to the *liq. potassæ subcarb.*; shaking it occasionally till it assumes a deep brown-red colour, and the effervescence stops. After six hours' settling, pour off the clear solution. *Ph. L.*) It is tonic, like other preparations of iron. Dose, f. ℥ss to f. ℥ss.

LIQUOR FERRI IO'DIDI, *Solution of Iodide of Iron, Syrupus Ferri io'didi, Syrup of Iodide of Iron.* (*Iodin.* ℥ij, *Ferri rament.* ℥j, *Mel. despumat.* f. ℥v, *Aquæ destillat.* q. s. Mix the iodine with f. ℥x of the distilled water, in a porcelain or glass vessel, and gradually add the iron filings, constantly stirring. Heat the mixture gently until the liquor acquires a light greenish colour; then, having added the honey, continue the heat a short time, and filter. Lastly, pour distilled water upon the filter, and allow it to pass until the whole of the filtered liquor measures twenty fluidounces. Keep the solution in closely stopped bottles.—*Ph. U. S.*) Dose, 10 to 30 drops.

LIQUOR FERRI MURIATIS, *Tinctura ferri muriatis*—*I. Ferri Nitratis*, see *Tinctura ferri muriatis*—*I. Ferri Sesquitratis*, see *Tinctura ferri muriatis*.

LIQUOR FUMANS BOYLI, *Sulphuretum Ammoniacæ Hydrogenatum, Hydrosulphuretum Ammoniacæ, Tinctura Sulphuris Volatilis, Aqua Sulphureti Ammoniacæ, Boyle's Fuming liquor*, (*F.*) *Liqueur fumante de Boyle*. It is possessed of nauseating and emetic properties, and has been given in diabetes and diseases of excitement as a *deoxygenizer*!

LIQUOR FUMING, BOYLE'S, *Liquor fumans Boylii*—*I. Fuming*, of Libavius, Tin, muriate of—*I. Genital*, Sperm—*I. of Hartshorn*, volatile, *Liquor volatilis cornu cervi*!

LIQUOR HYDRARGYRI NITRICI, *L. Bellosi*, (*F.*) *Eau mercurielle, Eau contre la gangrène, Remède du Duc d'Antin, E. du Capucin*, (*Hydrarg.* 120 p., *acid nitr.* (33°), 150 p. Dissolve, and add to the solution, *distilled water*, 900 p. *Ph. P.*) Dose, two or three drops in a glass of water. Not much used.

LIQUOR HYDRARGYRI OXYMURIATIS, *Solution of Oxymuriate of Mercury, Liquor Swietenis, L. Syphiliticus Turnerii, Muriatis hydrargyri spirituosus liquidus, Solutio Muriatis hydrargyri oxygenati, Liquor or Solution of Corrosive Sublimate or of Van Swieten.* (*Hyd. oxym.* gr. viij, *aq. destill.* f. ℥xv, *sp. rect.* f. ℥j. Dissolve in the water and add the spirit. *Ph. L.*) Dose, f. ℥ss, or f. ℥j.

Norton's Drops, Green's Drops, and Solomon's Anti-Impetig'enes—all nostrums—seem to be disguised solutions of *Corrosive Sublimate*.

LIQUOR HYDRIODATIS ARSENICI ET HYDRARGYRI, Arsenic and mercury, iodide of.

LIQUOR IO'DINI COMPOSITUS, *Solutio Potassii Io'didi Ioduræta, Compound Solution of Iodine, Lugol's Solution.* (*Iodin.* ℥vj, *Potass. iodid.* ℥ss, *Aquæ destillat.* Oj. Dissolve the iodine and iodide of potassium in the water.—*Ph. U. S.*) Dose, gtt. vj. ad xij, in sugared water.

LIQUOR LITHARGYRI SUBACETATIS, *L. plumbi subacetatis*—*I. Lithargyri subacetatis compositus, Liquor plumbi subacetatis dilutus.*

LIQUOR OF MONRO, *Solution of Monro*. A solution, used by Monro for the preservation of anatomical preparations. It was composed of

alcohol at 22° or 24°, with a drachm of nitric acid to each pint.

LIQUOR MORPHINÆ seu MORPHIÆ ACETATIS, *Solution of Acetate of Morphia, Anodyne Drops.* (*Acetate of morphia*, gr. xvj; *distilled water*, f. ℥vj, *dilute acetic acid*, f. ℥ij.) Dose, from six to twenty-four drops.

LIQUOR MORPHINÆ seu MORPHIÆ SULPHATIS, *Solution of Sulphate of Morphia.* (*Morphiæ sulphat.* gr. viij, *aq. destillat.* Oss. Dissolve the sulphate of morphia in the water. *Ph. U. S.*) Dose, f. ℥j to f. ℥ij—containing from an eighth to a quarter of a grain.

LIQUOR NATRI OXYMURIATICI, *L. Sodæ chlorinatæ*—*I. Nervinus Bangii, Tinctura ætheræ camphorata*—*I. Oleosus Syllvii, Spiritus ammoniæ aromaticus*—*I. Opii sedativus*, (*Haden's*), see *Tinctura opii*.

LIQUOR OPII SEDATIVUS. An empirical preparation by a London druggist of the name of Battley. It is presumed to be a solution of acetate of morphia, or of opium, in some form in vinegar. It is devoid of many of the narcotic effects of opium.

LIQUOR OVI ALBUS, Albumen ovi—*I. Pancreaticus*, see *Pancreas*—*I. Pericardii*, see *Pericardium*—*I. Plumbi acetatis, L. P. subacetatis*—*I. Plumbi diacetatis, Liquor Plumbi subacetatis*.

LIQUOR PLUMBI SUBACETATIS, *Liquor Subacetatis Lithargyri, Solution of Subacetate of Lead, Liquor Plumbi Acetatis, L. P. Diacetatis, Goulard's Extractum Satur'ni, Lithargyri Acetum*, (*F.*) *Liqueur de sous-acétate de Plomb.* (*Plumb. acet.* ℥xxvj, *Plumb. oxid.* semiovir. in pulv. subtil. ℥ixss, *aq. destillat.* Oiv. Boil together in a glass or porcelain vessel, for half an hour, occasionally adding distilled water, so as to preserve the measure. Filter through paper, and keep the solution in closely stopped bottles.—*Ph. U. S.*) It is used externally as a cooling astringent, and discutient, when diluted with distilled water.

LIQUOR PLUMBI SUBACETATIS DILUTUS, *Liquor Subacetatis Lithargyri Compositus, Aqua Satur'ni, Acetas Plumbi divinum alcoholicum, Diluted Solution of Subacetate of Lead, Aqua vegeto-mineralis, Tinctura plumbosa, Aqua Lithargyri Acetati composita, Liquor Plumbi Acetatis dilutus, Goulard water*, (*F.*) *Eau blanche, Eau de Goulard, Eau végétominérale, White Wash, Royal Preventive.* (*Liq. plumbi subacet.* f. ℥ij, *aq. destillat.* Oj. *Ph. U. S.*) Properties the same as the last, but feebler.

LIQUOR POTASSÆ, Aqua Potassæ, Aqua Kali Caustici, Solution of Potash, Lixivium magistra'le, L. Saponarium, Soap Lees, Aqua Kali puri, Soap Ley, Lixivium causticum, Potassæ liquida, (*F.*) *Eau, Solution ou liqueur de Potasse, Potasse liquide, Lessive des Savonniers.* (*Potassæ carb.* ℥ij, *calcis liqs.* *aq. destill. fervent.* congium. Dissolve the alkali in Oij of the water, and add the remainder of the lime. Mix the whole: set aside in a close vessel, and, when cold, filter through calico. *Ph. L.*) It is antilithic in cases of uric acid calculi, and antacid. Externally, stimulant and escharotic. Dose, gtt. x to xx.

LIQUOR POTASSÆ ARSENITIS, *L. arsenicalis*—*I. Potassæ Carbonatis, L. P. Subcarbonatis.*

LIQUOR POTASSÆ CITRATIS, *Solution of Citrate of Potassa, Neutral Mixture, Saline*

Mixture. (Succ. Limon. Oss. Potass. Carbonat. q. s.) saturate by the carbonate of potassa, and filter; or, *Acid. Citric* ℥ss; *Ol. Limon.* ℥ij; *Aquæ Oss. Potass. Carbonat.* q. s.; dissolve, saturate by the carbonate of potassa, and filter. Ph. U. S.) Used in fever, but probably of little or no efficacy.

LIQUOR POTASSÆ SUBCARBONATIS, L. P. *Carbonatis* (Ph. U. S.), *Aqua Subcarbonatis Kali*, *Oleum Tartari per deliquitum*, *Aqua Kali*, *Lixivium Tartari*, *Aqua Kali præparata*, *Oil of Tartar*, *Saline oil of Tartar*, *Solution of Subcarbonate of Potass.* (F.) *Liqueur de sous-carbonate de Potasse*, *Lessive de Tartre*, (Potass. eubcarb. ℥ij, aquæ destillat. f. ℥xij. Dissolve and filter through paper.) Dose, gr̄. x to xxx.

LIQUOR POTASSII IODIDI seu POTASSÆ HYDRIODATIS, *Solution of Iodide of Potassium* or of *Hydriodate of Potass.* (Potassii iodid. gr. 36, aquæ destillat. f. ℥j.) Dose, gr̄. xx, three times a day.

LIQUOR, PROPAGATORY, SPERM—1. Prostaticus, Prostatic liquor—1. Puris, see Pus.

LIQUOR SANGUINIS. This term has been given by Dr. Babington to one of the constituents of the blood, the other being the red particles. He considers, from his experiments, that fibrin and serum do not exist as such in circulating blood, but that the *Liquor Sanguinis*—*Plasma*, of Schultz, *Coagulable* or *plastic Lymph*—when removed from the circulation and no longer subjected to the laws of life, has then, and not before, the property of separating into fibrin and serum. It is the oxyprotein of the liquor sanguinis, after the red particles have subsided, which, according to Mulder, forms the buffy coat of inflammatory blood.

LIQUOR OF SCARFA, *Vitrine auditive*.

LIQUOR SEMINIS. The homogeneous, transparent fluid, in which the spermatozoa and seminal granules are suspended.—Wagner.

LIQUOR SODÆ CHLORIDI, L. sodæ chlorinatæ.

LIQUOR SODÆ CHLORINATÆ, L. sodæ chloridi, L. sodæ ozymuriatice; L. chloreti natri, L. chlorureti natri, L. chloreti sodæ, L. chlorureti sodæ, *Natrum chloratum liquidum*, L. natri ozymuriatice, *Aqua natri ozymuriatice*, *Labarraque's Disinfecting Liquid*, *Solution of Chlorinated Soda.* (Calcis Chlorinat. ℥ij; Sodæ Carbonat. ℥ij; Aquæ cong. iss. Dissolve the carbonate of soda in three pints of the water, with the aid of heat. To the remainder of the water add, by small portions at a time, the chlorinated lime, previously well triturated, stirring the mixture after each addition. Set the mixture by for several hours, that the dregs may subside; decant the clear liquid, and mix it with the solution of carbonate of soda. Lastly, decant the clear liquor from the precipitated carbonate of lime, pass it through a linen cloth, and keep it in bottles secluded from the light; Ph. U. S.) Used in the same cases as the chloride of lime. Internally, 10 drops to a fluidrachm, for a dose. Diluted with water, it is an exciting and disinfectant in various morbi externi.

LIQUOR SODÆ EFFERVESCENS, Acidulous water, simple—1. Sodæ Ozymuriatice, L. sodæ chlorinatæ—1. Sulphuricus Alcolisatus, Spiritus ætheris sulphurici—1. Swietenis, L. hydrargyri ozymuriatis—1. Syphiliticus Turneri, L. hydrargyri ozymuriatis—1. Tartari emetici,

Vinum antimonii tarjarizati—1. of Van Swieten, 1. hydrargyri ozymuriatis.

LIQUOR VOLATILIS CORNU CERVI, L. volatilis Cornu Cervi ni, Volatile Liquor of Hartshorn, Spiritus Lumbricorum, Spiritus Millipedarum, Spiritus Cornu Cervi, Liquor volatilis ossium; Hartshorn, Spirit of Hartshorn Bone Spirit, (F.) *Liqueur volatile de Corne de cerf*. This is a solution of subcarbonate ammonia, impregnated with empyreumatic oil. It possesses the same virtues as the subcarbonate of ammonia. It is in common use to sme at, in faintings, &c.

LIQUOR VOLATILIS OSSIIUM, L. Volatilis cornu cervi;

LIQUOR ZINCI SULPHATIS CUM CAMPHOR. *Aqua Zinci vitriolata cum Camphorâ*, *Aqua vitriolica camphorata*, *Aqua ophthalmica*, *Common Eye Water.* (Zinci sulph. ℥ss, camphor ʒij, aq. bullient. Oij; dissolve and filter.) Use as a lotion for ulcers; or, diluted with water as a collyrium.

LIQUORICE, Glycyrrhiza—1. Bush, Abroticatorius—1. Juice, see Glycyrrhiza—1. Refined, Extractum glycyrrhizæ—1. Spanish, see Glycyrrhiza—1. Wild, Aralia nudicaulis.

LIQUORITIA, Glycyrrhiza.

LIRIODENDRON, *Liriodendron tulipifera*, *Tulipifera Liriodendron*, *Old wife's shirt Tulip Tree*, *Poplar Tree*, *Tulip-bearing Poplar*, *American Poplar*, *White Wood*, *Cypress Tree* (New England,) (F.) *Tulipier*. The bark—*Liriodendron* (Ph. U. S.)—especially of the root, of this noble forest tree, which is indigenous in the United States, is a strong aromatic bitter, and has been employed advantageously as a tonic. An active principle was separated from it by Professor J. P. Emmet of the University of Virginia, and has been called *Liriodendrin*. It is not used in medicine.

LIS BLANC, *Lilium candidum*—1. *Asphodelus*, *Asphodelus ramosus*.

LISERON, GRAND, *Convolvulus sepium*—1. *des Haies*, *Convolvulus sepium*—1. *Mechameek*, *Convolvulus panduratus*.

LISTON'S ISINGLASS PLASTER, see Sparadrapum adhesivum.

LITE, λιθν. A plaster, formerly made of verdigris, wax, and resin.—Galen.

LITHAGOGUM, from λιθος, 'a stone,' and αγω, 'I expel.' A remedy which was supposed to possess the power of expelling calculi. Also, a lithotomy forceps.

LITHANTHRAX, Carbo fossilis.

LITHARGE, Plumbi oxydum semivitreum—1. of Gold, see Plumbi oxydum semivitreum—1. of Silver, see Plumbi oxydum semivitreum.

LITHARGYRI ACETUM, Liquor plumbi subacetatis.

LITHARGYRUM, Plumbi oxydum semivitreum.

LITHARGYRUS, Plumbi oxydum semivitreum.

LITHAS, Urate.

LITHATE, Urate—1. of Soda, Urate of soda.

LITHECTASY, from λιθος, 'a stone,' and εκτασις, 'dilatation;' *Cystectomy*. An operation which consists in extracting stone from the bladder by dilating the neck of the organ, after making an incision in the perineum, and opening the membranous portion of the urethra.

LITHIA, *Lithiasis*, *Lithogenia*, *Urisasis*,

Urolithiasis, Cachexia calculosa, Calculi Morbus, Lapillatio, Generatio calculi, from *λίθος*, 'a stone.' The formation of stone, gravel, or concretions in the human body. Also, an affection in which the eyelids are edged with small, hard, and stone-like concretions.

LITHIA, CARBONATE OF, Lithiæ Carbonas, (F.) *Carbonate de Lithine*. A salt found in certain mineral waters, which have been serviceable in lithuria. Hence, it has been suggested in that morbid condition.

LITHIA RENALIS ARENOSA, Gravel—**L. Renalis, Nephrolithiasis**—**L. Vesicalis, Calculi, vesical.**

LITHIÆ CARBONAS, Lithia, carbonate of.

LITHIASIS, Lithia—**L. Cystica, Calculi, vesical**—**L. Nephretica, Gravel, Nephrolithiasis.**

LITHIASIS PULMONUM, Pulmones tartarizati. The formation of concretions in the lungs, occasioning at times the *Phthisis calculosa, Phthisis calculeuse*, of Bayle.

LITHIASIS RENALIS ARENOSA, Gravel—**L. Renalis, Nephrolithiasis**—**L. Vesicalis, Calculi, vesical.**

LITHIC, Lithicus. Same etymon. Belonging to lithic or uric acid, or to stone: hence *Lithic Diathesis*: the habit of body which favours the deposition of lithic acid and the lithates from the urine.

LITHIC ACID, Uric acid.

LITHINE, CARBONATE DE, Lithia, carbonate of.

LITHOCENOSIS, Lithotry.

LITHOCYSTOTOMY, Lithotomy.

LITHODIALYSIS, Lithotry.

LITHODRAS'IC, Lithodras'sicus, (F.) *Lithodras'sique*, from *λίθος*, 'a stone,' and *δρασκεῖν*, 'to seize hold of.' An epithet given to a form of stone forceps.—*Pince lithodras'sique*—used in the operation of lithotry, by MM. Meirieu and Tanchou.

LITHOGENIA, Lithia.

LITHOID, Lithoides, Lithoides; from *λίθος*, 'stone,' and *εἶδος*, 'resemblance.' Of the nature of stone, or resembling stone: as

LITHOÏDES OS, see Temporal bone.

LITHOLABE (F.), Lithol'abum. An instrument employed for laying hold of a stone in the bladder, and keeping it fixed, so that lithotric instruments can act upon it.

LITHOLABON, Forceps, (Lithotomy.)

LITHOL'ABUM, from *λίθος*, 'a stone,' and *λαμβάνω*, 'I seize.' An instrument concerned in extracting stone from the bladder. It had various shapes.—Fabricius ab Aquapendente, Hildanus. See Litholabe.

LITHOMETRA, from *λίθος*, 'a stone,' and *μητρα*, 'the uterus.' Osseous, or other concretions of the uterus.

LITHONTRIPTIC, Lithontrip'ticus, Lithonthryptic, Calculifragus, Sazifragus, from *λίθος*, 'a stone,' and *θρυπτω*, 'I break in pieces.' A remedy believed to be capable of dissolving calculi in the urinary passages. There is not much reliance to be placed upon such remedies. By *antilithics*, exhibited according to the chemical character of the calculus (see Calculi, urinary,) the disease may be prevented from increasing; but most of the vaunted lithontriptics for dissolving the calculus already formed have been found unworthy of the high encomiums which have accompanied their introduction.

LITHOPÆDION, Infans lapideus, Osteopædion, from *λίθος*, 'a stone,' and *παις*, 'a child.' A fœtus, petrified in the body of the mother.

LITHOPRINIE, Lithotry.

LITHOPRIONE, from *λίθος*, 'a stone,' and *πριων*, 'a saw.' An instrument proposed by M. Leroy for preventing the fragments of a callus, when subjected to lithotry, from falling into the bladder. It is a variety of *litholabe*.

LITHORINEUR, from *λίθος*, 'a stone,' and *γινω*, 'to file.' An instrument, proposed by MM. Meirieu and Tanchou for filing down calculi in the bladder.

LITHOS, Calculus.

LITHOSPERMUM OFFICINALE, Milvium Solis, Agon'yehon, Gromwell, Bastard Alkanet, (F.) *Grémil officinal, Herbe aux Perles*. The seeds of this plant were formerly supposed, from their stony hardness, (*λίθος*, 'a stone,' and *σπέρμα*, 'seed,') to be efficacious in calculous affections. They have, also, been considered diuretic.

LITHOSPERMUM VILLOSUM, Anchusa tinctoria.

LITHOTERE'THRUM, from *λίθος*, 'stone,' and *τερεῖν*, 'to rub.' A lithotritor.

LITHOTHRYPISIS, Lithotry.

LITHOTHRYPATORS, see Lithotry.

LITHOTOME, Lithot'omus, from *λίθος*, 'a stone,' and *τεμνω*, 'I cut.' This name has been given to a number of instruments of different shapes and sizes, which are used in the operation for the stone, to cut the neck or body of the bladder. They ought, with more propriety, to be called *Cystotomes*.

The *Lithotome Caché* of Frère Côme is the most known, and is still occasionally used. It is composed of a handle, and a flattened sheath, slightly curved: in this there is a cutting blade, which can be forced out, by pressing upon a *bascule* or liver, to any extent that may be wished by the operator.

A *Double Lithotome* was used by Dupuytren in his bilateral operation. See Lithotomy.

LITHOT'OMIST. Same etymon. *Lithot'omus*. One who devotes himself entirely to operating for the stone. One who practises lithotomy.

LITHOT'OMY, Lithotomia, Cystotomia, Urolithotomia, Sectio vesicæ l'is, Lithocystotomy, same etymon. (F.) *Taille*. The operation by which a stone is extracted from the bladder. The different methods, according to which this operation may be practised, are reducible to five principal; each of which has experienced numerous modifications.

1. The *Method of Celsus, Methodus Celsiana, Cystotomia cum apparatu parvo, Apparatus Minor, Cutting on the Gripe*. This consisted in cutting upon the stone, after having made it project at the perinæum by means of the fingers introduced into the rectum. This method was attended with several inconveniences; such as the difficulty of dividing the parts neatly, injury done to the bladder, as well as the impossibility of drawing down the stone in many persons. It is sometimes, also, called *Methodus Guytonidna*; from Guy de Chauliac having endeavoured to remove from it the discredit into which it had fallen in his time. It was termed *Apparatus Minor*, (F.) *Le petit appareil*, from the small number of instruments required in it.

LITMUS, Lichen roccella.

LITRA, Pound.

LITRE, *Litra*. A measure containing a cubed decimètre, which is equal nearly to 2.1135 pints. The ancients gave the name *litra*, λίτρα, to a measure capable of containing 16 ounces of liquid.

LITUS, Liniment.

LIVECHE, *Ligisticum levisticum*.

LIVER, Sax. *lifer*, *Hepar*, *Jecur*, *Jec'urus*, (F.) *Foie*. The liver is the largest gland in the body. It is an azymous organ; unsymmetrical; very heavy; and of a brownish-red colour; occupying the whole of the right hypochondrium, and a part of the epigastrum. Above, it corresponds to the diaphragm; below, to the stomach, transverse colon, and right kidney; behind, to the vertebral column, aorta, and vena cava; and before, to the base of the chest. Its upper surface is convex; the lower, irregularly convex and concave, so that anatomists have divided the organ into three lobes,—a large or right or colic lobe;—a lesser lobe, lobule, or inferior lobe, the *Lobulus Spigelii*,—and a middle or left lobe.

At its inferior surface, are observed;—1. A Sulcus or Furrow or Fissure, called horizontal or longitudinal, Great fissure, *Fossa Umbilicalis*, (F.) *Sillon horizontal, longitudinal, S. de la veine ombilicale; Sulcus antero-posterior Jecoris, S. horizontalis Jecoris, S. longitudinalis Jecoris, S. sinister Jecoris, S. Umbilicalis*, which lodges, in the fetus, the umbilical vein and ductus venosus. 2. The Principal Fissure, termed *Sulcus Transversus vel Sinus Porta'rum, Fissure of the Vena porta, Portal Fissure*, (F.) *Sillon transversal ou de la veine porte*, which receives the sinus of the vena porta. 3. The Fissure of the Vena Cava inferior, *Sillon de la veine cave inférieure*, situated at the posterior margin of the organ, and lodging the vena cava inferior. 4. The *Lobulus Spigelii*, or posterior portal eminence. 5. The anterior portal eminence, *Auriga vel Lobulus anonymus*. 6. Depressions corresponding to the upper surface of the stomach, gall-bladder, arch of the colon, right-kidney, &c. Continued from the fossa umbilicalis is a small fossa, called *Fossa Ductus Veno'si*, between the left lobe and *Lobulus Spigelii*. The posterior margin of the liver is very thick; much more so than the anterior. The liver is surrounded by a serous or peritoneal covering, which forms for it a *suspensory or broad ligament* and two lateral and triangular ligaments. See Falx. The blood-vessels of the liver are very numerous. The hepatic artery and vena porta furnish it with the blood necessary for its nutrition and the secretion of bile. The hepatic veins convey away the blood, which has served those purposes. The lymphatic vessels are very numerous; some being superficial; others deep-seated. The nerves are, also, numerous, and proceed from the pneumogastric, diaphragmatic, and from the hepatic plexuses.

The intimate structure of the parenchyma of the liver is not understood. When cut, it presents a porous appearance, owing to the division of a multitude of small vessels. When torn, it seems formed of granulations;—the intimate structure of which has given rise to many hypotheses. In these granulations are contained the radicles of the excretory ducts of the bile; the union of which constitutes the

hepatic duct. According to M. Kiernan, the intimate structure consists of a number of lobules composed of *intralobular* or hepatic veins, which convey the blood back that has been inservient to the secretion of bile. The interlobular plexus of veins is formed by branches of the vena porta, which contain both the blood of the vena porta and of the hepatic artery; both of which, according to Mr. Kiernan, furnish the pabulum of the biliary secretion. The biliary ducts form likewise an interlobular plexus, having an arrangement similar to that of the interlobular veins. Mr. Kiernan's views are embraced by many anatomists; but are denied by some.

The liver is the only organ, which, independently of the red blood carried to it by the hepatic artery, receives black blood by the vena porta. The general opinion is, that the vena porta is the fluid which furnishes bile, whilst that of the artery affords blood for the nutrition of the liver. It is probable, however, that bile is secreted by the latter vessel.

The liver is liable to a number of diseases. The principal are—*Hepatitis* or inflammation, cancer, biliary calculi, encysted and other tumours or tubercles, *hydatids*, &c., and it has, at times, been the fashion to refer to it as the cause of symptoms with which it is in no wise connected.

LIVER, *Hepar*. Under this name the ancients designated several substances, having a brownish colour, analogous to that of the liver; and composed of sulphur and some other body. See Potassæ Sulphuretum, *Liver of Sulphur*.

LIVER of Antimony is the semi-vitreous sulphuret, &c.

LIVER, GRANULATED, Cirrhosis of the liver—1. Gin-drinkers', Liver, Nutmeg—1. Granular, Cirrhosis of the liver,

LIVER-GROWN, *Tumido jecore præditus*. Having a large liver.

LIVER, HOBNAIL, Cirrhosis of the liver—1. Mammillated, Cirrhosis of the liver.

LIVER, NUTMEG. An appearance of the liver when cut across, resembling that of the section of a nutmeg; supposed by some to be the result of intemperance in the use of alcoholic drinks; but occurring under other causes. The terms *whisky liver*, and *gin-drinkers' liver*, occasionally applied to it, are, consequently, not distinctive.

LIVER SPOT, Chloasma—1. Tuberculated, Cirrhosis of the liver—1. Weed, Hepatica triloba—1. Whisky, Liver, nutmeg—1. Wort, Hepatica triloba, *Marchantia polymorpha*—1. Wort, ground, ash-coloured, Lichen caninus—1. Wort, Iceland, Lichen Islandicus—1. Wort, noble, Hepatica triloba.

LIVIDUS MUSCULUS, Pectinalis.

LIVOR, Suggillation—1. Sanguineous, see Eechymoma.

LIVRE, Pound.

LIXIVIA TARTARIZATA, Potassæ tartar—1. Vitriolata, Potassæ sulphas—1. Vitriolata sulphurea, Potassæ sulphas cum sulphure.

LIXIVIÆ SEU KALICUM ACETAS, Potassæ acetas.

LIXIVIAL, *Lixivio'sus*; from *lixivium*, 'lee.' (F.) *Lixivial, Lixivieux*. An ancient term for salts obtained by washing vegetable ashes,—such as the fixed alkalis.

LIXIVIATION, *Elxiviation, Lixiviation*,

same etymon. An operation which consists in washing wood ashes with water, so as to dissolve the soluble parts. The filtered liquor is the *lee*.

LIXIVIUM, *Lixiv'ia*, *Con'ia*, *Lee*, *Ley*, *Lye*, (F.) *Lessive*. Any solution containing potash or soda—*Sal lixivio'sum*—in excess; from *lix*, 'potash.'

LIXIVIUM AMMONIACALE, *Liquor ammoniæ*—**I.** Ammoniace aromaticum, Spiritus ammoniæ aromaticus—**I.** Causticum, *Liquor potassæ*—**I.** Magistrale, *Liquor potassæ*—**I.** Saponarium, *Liquor potassæ*—**I.** Tartari, *Liquor potassæ subcarbonatis*.

LIZARD, *Lacer'ta*, *Lacer'tus*, said to be so called in consequence of its limbs resembling the arms (*lacerti*) of man (?). *Saura*, *Saurus*, (F.) *Léopard*. Lizards were formerly employed in medicine as sudorifics; and were, at one time, extolled in syphilis, cutaneous affections and in cancer.

LOADSTONE, Magnet.

LOATHING, Disgust.

LOBARIA PULMONARIA, Lichen pulmonarius.

LOBE, *Lobus*. A round, projecting part of an organ. The liver, lungs and brain, for example, have lobes.

LOBE OF THE EAR, *Lob'ule of the Ear*, is a soft rounded prominence, which terminates the circumference of the pavilion inferiorly, and which is pierced in those who wear rings.

The under surface of the brain is divided into two anterior, two lateral, two posterior, and two intermediate lobes or processes. These Chaussier calls *lobules* of the brain: the cerebral hemispheres he terms *lobes*.

LOBE, BIVENTRAL. A wedge-shaped lobe of the cerebellum, situate behind the amygdala.

LOBE DUODENAL, Lobulus Spigelii—**I.** *Panoréatique*, Lobulus Spigelii—**I.** *Petit du foie*, Lobulus Spigelii—**I.** *de Spiegel*, Lobulus Spigelii.

LOBELIA, BLUE, *L. syphilitica*.

LOBELIA CARDINALIS, *Lobelia coccin'ea*, *Trachelium Americanum*, *Cardinal Plant*, *Cardinal Flower*, *Scarlet Lobelia*. This species is also indigenous in the United States. It blooms in autumn, having beautiful carmine flowers. The root is a reputed anthelmintic with the Indians.

LOBELIA COCCINEA, *L. Cardinalis*.

LOBELIA INFLETA, *Indian Tobacco*, *Wild Tobacco*, *Puke Weed*, *Asthma Weed*, *Eyebright*, *Emetic Weed*, *Lobelia* (Ph. U. S.). The prominent virtues of this American plant are those of an emetic. In smaller doses it is sedative, and has been given as a pectoral in croup, asthma, &c. It is, also, sudorific and cathartic, and is an acronarcotic poison. Twenty grains act as an emetic.

LOBELIA, SCARLET, *L. Cardinalis*.

LOBELIA SYPHILITICA, *Lobelia reflex'a*, *Rammunculus Virginia'nus*, *Blue Lobelia*, *Blue Cardinal Flower*. The root of this plant which is indigenous in the United States, is an emetic and drastic cathartic. It has been used against syphilis; hence its name. The mode of preparing it is to boil ℥ss of the dried root in Oij of water, until the fluid is reduced to Oviij. Dose, Oss.

LOBES, CEREBRAL, see *Lobe*.

LOBES OF THE LIVER, *Pinna* seu *Lobi* seu *Pinnula Hepatis*. See *Lobule*.

LOBES, OPTIC, *Quadrigenina tubercula*.

LOBI HEPATIS, Lobes of the liver—**I.** Pulmonum, see *Pulmo*.

LOB'ULAR, *Lobula'ris*. Same etymon as *Lobulé*. Relating to or belonging to a lobule:—as *lobular pneumonia*, (F.) *Pneumonie lobulaire*, *P. mamelonnée*, *P. disséminée*; pneumonia anatomically characterized by nuclei of red or gray hepatization disseminated in variable numbers in one or both lungs.

LOB'ULE, *Lob'ulus*, diminutive of *Lobus*. A little lobe. Mr. Kiernan uses the term *lobule* for the *acinus* of the liver of many anatomists.

LOBULE OF THE CORPUS STRIATUM, *Insula cerebri*—**I.** of the Ear, *Lobe of the Ear*—**I.** of the Fissure of Sylvius, *Insula cerebri*.

LOBULE DU FOIE, Lobulus Spigelii.

LOBULUS ACCESSORIUS ANTERIOR QUADRATUS, *L. anonymsus*.

LOBULUS ANONYMUS, *L. accessorius anterior quadratus*, *L. quadratus*, (F.) *Eminence porte antérieure*. This is situate in the liver between the passage for the round ligament and the gall-bladder, and is less prominent, but broader than the *Lobulus caudatus*. From the lobulus anonymsus a bridge runs across the passage for the round ligament. It is called *Pons* vel *Isthmus hepatis*.

LOBULUS CAUDA'TUS, *Processus caudatus*. This is merely the root or one of the angles of the lobulus Spigelii, advancing towards the middle of the lower side of the great lobe, and representing a kind of tail.

LOBULUS POSTERIOR, *L. Spigelii*—**I.** *Posticus papillatus*, *L. Spigelii*—**I.** *Quadratus*, *L. anonymsus*.

LOBULUS SPIGELII, *L. posterior*, *L. posticus papillatus*, (F.) *Eminence porte postérieure*, *Lobule ou Petit lobe du foie*, *Lobe de Spiegel*, *Lobe duodénal*, *L. panoréatique*, is situate near the spine, upon the left side of the great lobe of the liver, and is of a pyramidal shape, projecting, like a nipple, between the cardia and vena cava, at the small curvature of the stomach.

LOBUS, *Lobe*.

LOCAL, *Localis*, *Top'icus*, *Mer'icus*, *Partia'lis*, *Top'ical*, (F.) *Locale*, *Topique*. An affection is called local—*Morbus Localis*—when confined to a part, without implicating the general system; or, at all events, only secondarily. *Local* is thus opposed to *general*. A *local* or *topical application* is one used externally. See *Topical*.

LOCH, *Looch*.

LOCHADES, see *Sclerotic*.

LOCHI'VA or **LO'CHIA**, *Purgamenta Puerperii* seu *Uteri*; *Purgatio puerperii*, *Lyma*, from *λογος*, 'a woman in childbed;' (F.) *Suites de couches*, *Vidanges*. The *cleansings*. A serous and sanguineous discharge following delivery. During the first two or three days, it is bloody, but afterwards becomes green-coloured, and exhales a disagreeable and peculiar odour. The duration, quantity and character of the discharge vary according to numerous circumstances. It flows from the part of the uterus which formed a medium of communication between the mother and fetus, and continues, usually, from 14 to 21 days. See *Parturition*.

LOCHIOGCELIITIS, Puerperal fever.

LOCHIODOCHIUM, *Lochodochium*.

LOCHIOPYRA, Puerperal fever.

LOCHIORRHAGIA, from *λοχια*, and

εγγυμι, 'I make an irruption.' An immoderate flow of the lochia. Hemorrhage from the uterus in the childbed state.

LOCHIORRHŒA, from λοχια, 'the lochia,' and ρεω, 'I flow.' The discharge of the lochia.

LOCHIURUM RETENTIO, Ischlochchia.

LOCHIOSCHESIS, Ischlochchia.

LOCHOC, Loch.

LOCHODOCHI'UM, *Lochiodochium*, from λοχος, 'a female in childbed,' and δεχομαι, 'I receive.' An institution for the reception of pregnant and childbed females. A *Lying-in hospital*.

LOCHOS, Puerpera.

LOCI, Uterus—l. Muliebres, Uterus, Vulva.

LOCKED JAW, Trismus.

LOCOMOTILITY, see Locomotion.

LOCOMOTION, *Locomotio*, from locus, 'a place,' and movere, 'to move.' An action peculiar to animal bodies, by which they transport themselves from place to place. The faculty is sometimes called *Locomotiv'ity* and *Locomotivity*.

LOCOMOTION OF AN ARTERY, is the movement produced in a vessel with a curvature, by the impulse of the blood sent from the heart, which tends to straighten the artery, and causes the movement in question.

LOCOMOTIVITY, see Locomotion.

LOCUS NIGER, see Peduncles of the Brain.

LOCUS PERFORATUS ANTRICUS. A triangular flat surface of the brain, which corresponds to the posterior extremity of each olfactory process.

LOCUS PERFORATUS POSTICUS, Tarini pons.

LOCUST EATERS, Acridophagi—l. Plant, Cassia Marilandica—l. Tree, Robinia Pseudacacia—l. Yellow, Cladrastis tinctoria.

LODOICEA, see Coco of the Maldives.

LOECHE, MINERAL WATERS OF, Leuk, mineral waters of.)

LOEME, Plague.

LEEMIA, Plague.

LEMICUM, see Læmology.

LEMOCHOLOSIS, Fever, yellow.

LEMOGRAPHY, Loimography.

LEMOLOGIUM, see Læmology.

LEMOLGY, *Læmolog'ia*, from λοιμος, 'plague,' and λεγος, 'a description.' The doctrine of plague and pestilential diseases. A treatise on the same,—*Læ'micum*, *Læmolog'ium*.

LEMOPHTHALMIA, see Ophthalmia.

LEMOPYRA, Plague.

LEMOS, Plague.

LOGADES, Sclerotic.

LOGADITIS, Sclerotitis.

LOGIATROS, *Logiater*; from λογος, 'a word,' and ιατρος, 'a physician.' In the bad sense, a physician without experience; a mere theorist. In the good sense, a rational physician; one who treats disease according to theoretical or scientific principles.

LOGOS, Reason.

LOGWOOD, *Hæmatoxylon Campechianum*.

LOG'Y, λογος, 'a description.' A suffix denoting 'a treatise or description.' Hence, *Angiology* and *Neurology*, &c.

LOHOCH, Loch.

LOIMOCHELOSIS, Fever, yellow.

LOIMOGRAPHY, *Loimograph'ia*, *Læmog'raphy*, from λοιμος, 'plague,' and γραφω, 'I describe.' A description of the plague and pestilential diseases.

LOIMOLOGY, Læmology.

LOIMOS, Plague.

LOINS, Lumbi.

LOLIACEUM RADICE REPENTE, Triticum repens.

LOMBAIRE, Lumbar.

LOMBO-ABDOMINAL, Transversalis abdominis—l. *Costal*, Serratus posticus inferior—l. *Costo-trachélien*, Sacro-lumbalis—l. *Dorso-spinal*, Transversalis dorsi—l. *Dorso-trachélien*, Longissimus dorsi—l. *Huméral*, Latissimus dorsi—l. *Sacré*, Lumbo-sacral.

LOMBRIC, Ascaris lumbricoides.

LOMBRICOÏDE, Ascaris lumbricoides.

LOMCHADES, see Sclerotic.

LONCHADITIS, Sclerotitis.

LONCHITIS, Polyopidium filix mas.

LONG, *Longus*, *Macros*. That which is much greater in length than in breadth; as the *long bones*. The epithet is, also, applied to several muscles, to distinguish them from others of similar function, when the latter are shorter. We say, for instance, *long flexors*, and *long extensors*, in opposition to *short flexors*, and *short extensors*.

LONG DU COU, Longus colli—l. *du Dos*, Longissimus dorsi.

LONGÆVUS, Macrobiotic.

LONGANON, Rectum.

LONGAON, Rectum.

LONGAS, Rectum.

LONGEVITY, *Longævitas*, *Macrobi'osis*, *Macrobi'otes*. The prolongation of existence to an advanced age. Haller collected examples of more than one thousand centenarians. He had knowledge of sixty-two persons aged from 110 to 120 years; of twenty-nine, from 120 to 130 years; and of fifteen, who had attained from 130 to 140 years. Beyond this advanced age, examples of longevity are much more rare and less sufficiently attested.

The following list of instances of very advanced ages has been given:

	Lived.	Age.
Apollonius of Tyana, A. D.	99	130
St. Patrick,	491	122
Attila,	500	124
Llywarch Hên,	500	150
St. Coemgene,	618	120
Piastus, King of Poland,	861	120
Thomas Parr,	1635	152
Henry Jenkins,	1670	169
Countess of Desmond,	1612	145
Thomas Damme,	1648	154
Peter Torten,	1724	185
Margaret Patten,	1739	137
John Rovin and wife,	1741	172 and 164
St. Monagh or Kentigen,	1781	185

LONGI'SIMUS DORSI, *Semi-spina'tus*, (F.) *Lombo-dorso-trachélien*, *Portion costo-trachélienne du sacro-spinal*, (Ch.) *Long dorsal*, *Long du dos*, is situate vertically at the posterior part of the trunk, and fills, in a great measure, the vertebral furrows. It is thick and almost square below; thin and pointed above. It is attached to the posterior surface of the sacrum, to the transverse processes of all the lumbar and dorsal vertebræ, and to the inferior margin of the last 7 or 8 ribs. It maintains the vertebral column in a straight position; straightens it when bent forwards, and can even carry it back. It also assists in the rotatory motion of the trunk.

LONGISSIMUS FEMORIS, Sartorius.—l. Oculi, Obliquus superior oculi.

LONG-SIGHTEDNESS, Presbytia.

LONGUS COLLI, (F.) *Pré-dorso-cervical*, *Prédorsa-atloïdien*, (Ch.) *Long du cou*. This muscle is situate at the anterior and superior part of the vertebral column. It is long, flat, and broader at its middle than at its extremities, which are pointed. It is attached to the anterior surface of the bodies of the first three dorsal and last six cervical vertebrae; to the intervertebral ligaments; to the anterior edge of the transverse processes of the last five cervical vertebrae; and to the tubercle on the anterior arch of the first. This muscle bends the cervical vertebrae upon each other and upon the dorsal vertebrae. If the upper portion acts on one side only, it occasions the rotation of the atlas on the vertebra dentata; and, consequently, of the head on the neck.

LONGICE'RA PERICLYM'ENUM, *Peryclim'enum*; *Caprifol'ium*, *Common Woodbine*, (F.) *Chèvre-feuille*. This common plant is slightly astringent and tonic; and was formerly much used in gargles.

LOOCH, *Lohach*, *Lach*, *Lachach*, *Look*. A linctus. See Eclegma and Eclectos.

LOOCH ABSQUE EMULSION'E PARATUM, *Loak préparé sans émulsion*; *Loach prepared without emulsion*. (*Pulv. g. trag. gr. xvj—gt. xxx, ol. amygd. dulc. ꝯss. sacchar. ꝯj, aqua ꝯij, aqua flor. aurant. ꝯij*. Mix by rubbing in a marble mortar.) Demulcent.

LOOCH ALBUM, *Loach amygdal'inum*, *Linctus albus*, *L. amygdalinus*, *L. comm'nis*, *Ecleg'ma album*, *Eclegma gumm'a-so-oleo'sum*, (F.) *Loach blanc*, *L. b. amygdalin*, *L. b. pectoral*. (*Amygd. dulc. ꝯss, amygd. amar. No. ij, sacchar. alb. ꝯiv*. Make an emulsion by gradually adding ꝯiv of water. Then take *pulv. traga-canth. gr. xvj, ol. amygd. dulc. recent. ꝯss, sacch. ꝯij*. Add the almond milk gradually to this, and afterwards *aq. flor. aurant. ꝯij, Ph. P.*) It is demulcent and pectoral.

LOOCH AMYGDALINUM, *L. album*—l. *Blanc*, *L. album*—l. *cum Croco et pistaciis*, *L. viride*—l. of Egg, *L. ex Ovo*.

LOOCH EX OVO, *Patio seu emul'sio seu mistu'ra len'iens seu oleo'sa*, *Loach pectoral'le len'iens*, *Loach of Egg*, (F.) *Loak d'œuf*, *Looch rouge*, *Emulsion huileuse*, *Mixture calmante*, *Potion pectorale*, *Lait adoucissant*. (*Vitell. avi. recent. ꝯss, ol. amygd. dulc. ꝯiss, syrup. ulthææ, ꝯj*. Rub in a mortar, and add by degrees, *aq. flor. aurant. ꝯj, aq. papav. rhæad. ꝯij, Ph. P.*) Virtues the same as the preceding.

LOOCH ROUGE, *L. ex Ovo*—l. *Vert*, *L. viride*.

LOOCH VIR'IDÈ, *Loak cum crocè et pista'ciis*, (F.) *Loach vert*. (*Syrup. Violar. ꝯj, tinct. croci gt. xx, aqua ꝯiv*. Mix, and add *pistacia semin. loco. ꝯvj, Ph. P.*) Virtues like the last.

LOOCH, *Loach*—l. *d'œuf*, *Looch ex ovo*—l. *Préparé sans émulsion*, *Looch absque emul-sione paratum*.

LOOSE STRIFE, CREEPING, *Lysimachia nummularia*.

LOOSENESS, Diarrhœa—l. of the Teeth, Odontoseisis.

LOPEZ RADIX, *Radix lopeziana*, *Radix Indica lopeziana*. The root of an unknown Indian tree, not possessed of any remarkable

smell or taste, or of any appearance of resinous matter. It has been extolled, notwithstanding, in cases of colliquative diarrhœa. Gaubius compares its action to that of simarouba, but thinks it more efficacious.

LOPHADIA, *Lophia*.

LOPHIA, *Lophadia*. The first vertebra of the back,—*Vertebra dorsi prima*.—Gorræus.

LOPIMA, *Fagus castanea*.

LOQUAC'ITY, *Garrulitas*; from *loquor*, 'I speak.' (F.) *Babillement*. The act of speaking with volubility. It is sometimes a symptom of disease, and is observable in hysteria, &c.

LOQUELA, Voice, articulated—l. *Abollita*, *Aphonia*—l. *Blæsa*, *Balbuties*—l. *Impedita*, *Baryphonia*.

LORDO'SIS, *Lordo'ma*, from *lapdos*, 'curved,' 'bent,' *Repanda'tio*, *Repanditas*. A name given to curvatures of the bones in general; and particularly to that of the vertebral column forwards; *Spina dorsi intror'sum flexa*, *Emprosthocyr'toma*. This gives rise to the projection of the sternum called *chicken-breasted*.

LORIND MATRICIS, *Epilepsia uteri'na*, *Convulsi'pus uteri morbus*. A barbarous name given to a pretended epilepsy of the womb.

LOT, Urine.

LOTIO, Enema, *Lo'tion*—l. *Saponacea*, see Sapo.

LO'TION, *Lo'tio*, *Lotu'ra*, from *lavare*, *lotum*, 'to wash.' (F.) *Hydrolotif*. A fluid external application. Lotions are ordinarily applied by wetting linen in them and keeping it on the part affected.

LOTION, GOWLAND'S. An empirical preparation. (*Bitter almonds, ꝯj, sugar, ꝯij, distilled water, liij*. Grind together, strain, and add *carrasive sublimatæ, ꝯij*, previously ground with *sp. vini rect. ꝯij*.) Used in obstinate eruptions.

LOTION, GRANVILLE'S COUNTER IRRITANT, *Granville's Lotion*, *Granville's antid'ynous lotion*. Of this lotion, Dr. Granville gives two forms—a milder, and a stronger. The milder is made as follows: *Liq. ammon. fort. f. ꝯj, Sp. Rosmarin. f. ꝯvj, Tinct. camphor. f. ꝯij, M.*

The stronger is made as follows: *Liq. ammon. fort. f. ꝯx, Spir. Rosmar. f. ꝯss, Tinct. camphor. f. ꝯij, M.*

The stronger lotion vesicates rapidly. A piece of cotton or linen folded six or seven times, or a piece of thick flannel may be imbued with them, and laid on the part to be irritated for a few minutes.

LOTION, HANNAY'S, *Preventive wash*. This famous nostrum, for the prevention of venereal infection, was nothing more than a solution of caustic potass.

LOTION, HYDROCYAN'IO, *Lotio Ac'idi Hydrocyan'ici*. (*Hydrocyanic acid, f. ꝯiv, rectified spirit of wine, f. ꝯj, distilled water, f. ꝯxss.*) Used with much success in impetigo, &c.

LOTION, STRUVE'S, FOR HOOPING-COUGH. (*Antim. et Potass. tart. ꝯj, Aqua, ꝯij*. Add *tinct. cantharid. ꝯj*.)

LOTIUM, Urine.

LOTURA, Lotion.

LOTUS SYLVESTRIS, *Trifolium melilotus*—l. *Virginiana*, *Diospyros Virginiana*.

LOUCHEMENT, *Strabismus*.

LOUCHES, see *Strabismus*.

LOUPE, Wen.

LOUSE, Pediculus.

LOUSINESS, Phtheiriasis.

LOUSY DISEASE, Phtheiriasis.

LOUTRON, Bath.

LOVE, Ligusticum levisticum.

LOVE, *Eros, amor*, from Sax. lupian, (G.) lieben, 'to love.' (F.) *Amour*. A tender and elevated feeling, which attracts one sex to the other. Love is occasionally a cause of disease, especially of insanity.

LOVE APPLE PLANT, *Solanum lycopersicum*—l. Pea, *Abrus precatorius*.

LOW SPIRITS, Hypochondriasis.

LOWER, TUBERCLE OF, *Tuberculum Loweri*. Anatomists have given this name to a small projection, the existence of which is by no means constant, and which is found in the sinus venosus, between the superior and inferior cava.

LOXAR THRUS, *Loxar'ithrum*, from *λοξος*, 'oblique,' and *αρθρον*, 'articulation;' (F.) *Per-version de la tête des os et des muscles*. A vicious deviation or direction of the joints, without spasm or luxation,—as in *clubfoot*.

LOXIAS, Torticollis.

LOXOPHTHALMUS, Strabismus.

LOZANGIA, Lozenge.

LOZENGE, Tabella.

LOZENGES, BARK, *Tabellæ cinchonæ*—l. of Catechu and magnesia, *Tabellæ antimonialis Kunkelii*—l. Faustinus's, *Faustini pastilli*—l. for the Heart-burn, *Trochisci carbonatis calcis*—l. Magnesia, *Tabellæ de magnesiâ*—l. of Marshmallows, *Tabellæ de althæâ*—l. of Oxalic acid, *Tabellæ acidi oxalici*—l. Pectoral, black, *Trochisci glycyrrhizæ glabræ*—l. Pectoral, of emetine, *Trochisci emetinæ pectorales*—l. Rhubarb, *Tabellæ de rheo*—l. of Scammony and senna, compound, *Tabellæ de scammony et sennâ*—l. Spitta's, see *Trochisci glycyrrhizæ cum opio*—l. Steel, *Tabellæ de ferro*—l. of Steel, aromatic, see *Tabellæ de ferro*—l. Sulphur, simple, *Tabellæ de sulphure simplicis*—l. Sulphur, compound, *Tabellæ de sulphure compositæ*—l. of Sulphuret of antimony, *Tabellæ antimonialis Kunkelii*—l. Worm, Ching's, see *Worm lozenges*, (Ching's.)

LUBIDO, Libido—l. *Intestini, Voluntas* desedendi.

LUBRICANTIA, Demulcents, Emollients.

LUBRICUM CAPUT, Penis.

LUCCA, MINERAL WATERS AND CLIMATE OF. The baths and waters, near this ancient Italian city, have been long celebrated. They are thermal, and resemble, in properties, those of Plombières in France, and of Bath in England. They contain carbonic acid, sulphates of alumina, soda, magnesia, and iron. There are ten different sources, the temperature of which varies from 94° to 130° Fahr.

Lucca is much frequented in summer; partly on account of its mineral waters, but more on account of the coolness of the situation.

LUCID, *Lu'cidus*. In medicine, the word *lucid* is particularly applied to the *intervals, Interval'la lu'cida*, of apparent reason, which occur in mental alienation.

LUCIFUGUS, from *lux, lucis*, 'light,' and 'fugere,' 'to shun;' *Photophobus, Photophob'icus*. Dreading or avoiding the light.

LUCINA, Nithya.

LUCOMANIA, Lycanthropia.

LUCUMA, (S.) A fruit which grows in

the southern provinces of the coast of Peru, and the north of Chili. It is round; and the gray-brown husk encloses a fibrous, dry, yellow-colored fruit with its kernel.—Tschudi.

LUCUMORIA'NUS; probably from *Lux*, 'light,' and *morari*, 'to tarry.' Continuing for several days: hence, *Dormit'io lucumoria'na*. A morbid sleep persisting for several days,

LUDUS HELMONTII, *L. Paracel'si, Fel terra*. A calcareous stone, the precise nature not known, which was used by the ancients in calculous affections. The term was also applied to every species of calculous concretion occurring in the animal body.

LUDUS PARACELSI, *L. Helimontii*.

LUES, Disease, Plague, Syphilis—l. Divina, Epilepsy—l. Dysenterica, Dysentery—l. Gonorrhœica, Gonorrhœa impura—l. Gutturis epidemica, Cynanche maligna—l. Indica, Frambœsia—l. Inguinaria, Plague—l. Polonica, Plica—l. Sarmatica, Plica—l. Syphilis, Syphilis—l. Syphilodes, Syphilis pseudo-syphilis—l. Trichomatica, Plica—l. Venerea, Syphilis—l. Scorbutica, see *Purpura*.

LUETTE, *Uvula*—l. *Vésicale*, see *Urinary bladder*.

LUGDUS, Erysipelas.

LUJULA, Oxalis acetosella.

LULLABY SPEECH, Lallation.

LUMBA'GO, from *Lumbi*, 'the loins.' *Arthro'sia lumborum, Lumbago rheumatica, Nephral'gia rheumatica, Rhachirrhœuma, Rachiorrhœuma, Rheumatismus dorsalis, Osphyr-rhœuma*. Rheumatism affecting the lumbar region.

Lumba'go psood'ica, L. apostematosa, L. ab arthro'acæ.—Pain in the loins from abscess. See *Psosis*.

LUMBAGO A NISU, see *Effort*.

LUMBAR, *Lumba'ris* vel *Lumba'lis*, (F.) *Lombuire*. Belonging or having reference to the loins.

LUMBAR ABSCESS, *Psoas abscess, Apostema psoid'icum, Abscessus lumborum, Morbus psoid'icus*. This abscess is so called from the matter being found on the side of the psoas muscle, or betwixt that and the iliacus internus. Between these muscles is a quantity of loose, cellular substance; and, when an abscess takes place there, it can find no outlet except by a distant course. Generally, it descends along the psoas muscle, forming a swelling immediately beneath Poupart's ligament; at times, however, it extends down the thigh under the fascia. Severe hectic follows the bursting of the abscess, and often death. Its causes are, —scrofula, injury to the loins, &c.

When, from the pain of the back continuing for some time, with other symptoms, the disease is suspected, caustics, or the moxa, applied opposite the transverse processes of the lumbar vertebrae, must be recommended; and, when the abscess is ready for opening, it may be emptied by repeated discharges of the matter, through a small opening, made with a lancet, or small lancet-pointed trocar. The medical treatment will consist in supporting the system, under the great restorative efforts required of it.

LUMBAR ARTERIES are four or five in number on each side. They arise from the sides of the abdominal aorta, and pass behind the muscles situate in front of the lumbar portion of the spine, to gain the broad muscles of the abdomen.

They give off, 1. Spinal branches. 2. Anterior, posterior, and external muscular branches.

LUMBAR NERVES are five in number, and issue from the vertebral column by the spinal foramina of the loins. The first lumbar nerve gives off three branches:—the *external* or *ilio-scrotal*; the *middle* or *inguino-cutaneous*, and the *internal* or *infra-pubian*. Along with the three pairs below it, it forms the lumbar plexus.

LUMBAR PLEXUS, *Portion lombaire du plexus crural* (Ch.), *Plexus Lombo-abdominal*. This plexus is formed by the union of the *Rami communicantes* of the anterior branches of the first four lumbar nerves. It is situated behind the psoas muscle, and before the transverse processes of the lumbar vertebræ. It furnishes, besides the branches which proceed from the first pair, several filaments, that are distributed to the psoas muscle, to the iliacus, the integuments, and glands of the groin; and three great branches—the *crural*, *obdurator*, and *lumbo-sacral*.

LUMBAR REGION, *Lumbi*.

LUMBAR VEINS have an arrangement analogous to that of the arteries of the same name. They communicate with the vertebral sinuses, azygous veins, &c., and pass into the vena cava inferior.

LUMBARIS EXTERNUS, *Quadratus lumborum*—1. *Internus*, *Psoas magnus*.

LUMBI, *The loins, the lumbar region, Région lumbale, Lupa'ra, Psoa, Osphys*. The posterior regions of the abdomen, comprised between the base of the chest and the pelvis. The parts which enter into the formation of the lumbar region, are—the skin; a considerable quantity of cellular texture; broad and strong aponeuroses;—the *Lattissimus Dorsi*, *Obliquus externus*, and *Obliquus internus abdominis*, *Transversalis abdominis*, *Quadratus lumborum*, and the mass common to the *Sacro-lumbalis*, *Longissimus dorsi* and *Multifidus spinæ*. These muscles surround the lumbar region of the vertebral column. The vessels, nerves, &c., of the loins, are called *lumbæ*.

LUMBO-SACRAL. Belonging to the lumbar and sacral regions. (F.) *Lombo-sacré*. Bichat calls thus a very large nerve, given off from the anterior branch of the fifth lumbar pair, which descends into the pelvis before the sacrum to join the sciatic plexus.

LUMBRICALIS, *Vermicularis*. Resembling a *lumbricus*, or 'earthworm.' A name given to small muscles, met with in the palm of the hand and sole of the foot.

LUMBRICALES MANÛS, *Fidicinal'es, Flexor primi inter-dii digitorum manus vel perforatus lumbricalis*, (F.) *Annuli-tendino-phalangiens, Palmi-phalangiens*. Four small, fleshy, thin, round, long, fusiform fasciuli, situate in the palm of the hand, and distinguished into first, second, third, and fourth, counting from without to within. They arise from the tendons of the flexor communis digitorum, and are inserted at the outer and posterior side of the superior extremity of the first phalanges of the last four fingers. These muscles bend the fingers on the metacarpus, and fix the tendons of the flexor digitorum communis.

LUMBRICALES PEDIS, (F.) *Planti-tendino-phalangiens, Planti-sous-phalangiens*, (Ch.) They are analogous to those of the hand in form,

number, and arrangement. They increase the flexion of the toes, and draw them inwards.

LUMBRICUS, *Ascaris lumbricoides*—1. *Latus*, *Bothrioccephalus latus*, *Tænia solium*—1. *Tereshominis*, *Ascaris lumbricoides*.

LUMBUS VENERIS, *Achillea millefolium*. LUMEN, Light, Pupil—1. *Censtans*, *Phosphorus*.

LUMIÈRE, Light.

LUNA, *Argentum*, Moon—1. *Albini*, *Sciatic notch*, lesser—1. *Potabilis*, *Argenti nitras*.

LUNAR, *Lunatic*.

LUNARÈ OS, *Os semilunare*. The second bone in the upper row of the carpus.

LUNARIA, *Menses*.

LUNARIA REDIVI'VA, *Leucoïum*, *Bulbonach*, *Satin*, *Honesty*. Said, by Ray, to be a warm diuretic.

LUNARIS, *Lunatic*.

LUNATIC, *Lunaticus, Luna'ris, Lunarius, Lunar*, from *Luna*, 'the moon.' Relating to the moon. An epithet given to diseases which are supposed to appear at certain phases of the moon; or to those who are affected by them. The term *lunatic* is restricted to one labouring under lunacy, or mental alienation;—*Moonstruck*, *Selenobletus*.

LUNATICUS, *Epileptic*, *Lunatic*, *Somnambulist*.

LUNATISMUS, *Somnambulism*.

LUNE, Moon.

LUNELLA, *Hypopyon*.

LUNES, *Menses*.

LUNETTES ORDINAIRES, *Spectacles*.

LUNG, *Pulmo*—1. *Black*, of coal miners, *Anthraxosis*—1. *Cancer* of the Phthisis, *cancerous*—1. *Fever*, *Catarrh*, *Pneumonia*.

LUNG, PERFORATING ABSCESS OF THE. A purulent collection, which forms exterior to the lung, and afterwards perforates its tissue, so that it is evacuated through the bronchial tubes.

LUNG PROOF, *Docimasia pulmonum*—1. *Wort*, *Pulmonaria*—1. *Wort*, *cow's*, *Verbascum nigrum*—1. *Wort*, *tree*, *Lichen pulmonarius*.

LUNULA UNGUIUM, see *Nail*—1. *Scapula*, *Notch*, *scapular*.

LUPIA, *E cystis*, *Wen*—1. *Junctura*, *Spina ventosa*.

LUPINUS. Under this term the *white lupin*, *Lupinus albus*, is meant, in some pharmacopœias. The seeds, which were much eaten in the days of Pliny and of Galen, are now neglected. The meal is, however, occasionally used as an anthelmintic, and as a cataplasm.

LUPULINA, *Lupulina*, *Lupulinic glands*. A substance which exists in the *humulus lupulus* or hop. It is in the form of small, shining, yellowish grains, which cover the base of the scales of the hop; is pulverulent, and of an aromatic odour. When analyzed, it is found to contain resin, volatile oil in small quantity, and a bitter principle. It is aromatic and tonic, and—according to Dr. Ives—narcotic.

LUPULINIC GLANDS, *Lupulina*.

LUPUS, 'the wolf.' So named from its rapacity. *Ulcus Tuberculo'sum*, *Cancer lupus*, *Noli me tangere*, *Phymato'sis lupus*. Tubercular excrescences, with ragged, spreading ulcerations, chiefly about the *alæ nasi*, where they destroy the skin, &c., for some depth. Sometimes they appear in the cheek, circularly, or in the shape of a sort of ringworm, destroying

the substance and leaving a deep and deformed cicatrix. The knife or caustic should be used to separate the sound from the morbid parts. Arsenic has been given internally with advantage. See, also, Lycopides.

LUPUS CANCROSUS, Cancer—l. Varicosus, Nævi—l. Vorax, Herpes exedens.

LURCO, Glutton.

LURID, *Luridus*. Pale, yellow, sallow;—applied to the complexion.

LUROR, Paleness.

LUSCIOSITAS, Luscitas, Myopia.

LUSCIOSUS, *Borgne*, Myops.

LUSCITAS, *Lusciositas*, *Lusci'ties*. Strabismus. The term has also been given to all those cases of obliquity in which the eye is fixed in an unnatural position.—Beer.

LUSCITIES, Luscitas.

LUSTRAMENTUM, Cathartic.

LUSCUS, *Borgne*.

LUTE, Lute.

LUTE, *Lutum*, ('mud,') *Cæmentum*. (F.)

Lut. A composition employed either for closing apertures in a pharmaceutical instrument, or for covering the surface of retorts, tubes, &c., which have to support a great degree of heat. Lutes are composed differently, according to the object to be accomplished. Commonly they are made of linseed meal and starch. The fat lute is formed of clay and drying oil. Sometimes, the white of egg and lime are used; and that which is employed for covering vessels, intended to be strongly heated, is made of clay, sifted sand, and water.

LUTEUS, Yellow.

LUTRON, *λουτρον*. A bath. Also, an ophthalmic medicine.—Galen.

LUX, Light.

LUXATIO, Luxation—l. Imperfecta, Sprain.

LUXATION, *Eluxa'tion*, from *luxare*, 'to put out of place.' *Dislocatio*, *Olisthema*, *Apopedasis*, *Luxa'tio*, *Dislocatio*, *Ecclisis*, *Strem'ma*, *Luxatu'ra*, *Ecpto'ra*, *Ecpto'sis*, *Elapsus*, *Lygismus*, *Emotio*, *Ecstasis*, *Exarthre'ma*, *Exarthro'ma*, *Exarthre'ma luxatio*, *Exarthro'sis*, *Exo'sis*, *Exothe'sis*, *Paratopia*, *Streblo'sis*, *Delocatio*, *Exarticulatio*. (F.) *Luxation*, *Dislocatio*, *Déboitement*. A displacement of a part from its proper situation. A putting out of joint. A displacement of two or more bones, whose articular surfaces have lost, wholly, or in part, their natural connexion; either owing to external violence, (*accidental luxation*;) or to disease of some of the parts about the joint (*spontaneous luxation*.) Luxation is *complete* when the bones have entirely lost their natural connexion; *incomplete*, when they partly preserve it; and *compound*, when a wound communicates with the luxated joint. The general indications of treatment, are;—1. To reduce the protruded bone to its original place. 2. To retain it *in situ*. 3. To obviate any attendant or consequent symptoms.

To reduce requires extension, counter-extension, and coaptation.

LUXEUIL, MINERAL WATERS OF. Saline waters, at the town of Luxeuil, at the foot of the Vosges, in the department of Haute Saône. Five springs are thermal, and two cold. They seem to contain carbonic acid, carbonates of iron and lime, and chloride of sodium; and are employed as aperient, tonic, and stimulant.

LYCAN'CHE, *Lycan'chis*, from *λυκος*, 'a wolf,' and *αχχω*, 'I strangle.' *Wolf quinsy*, *Wolf choak*;—as *Cynanche* means *Dog choak*. Also, hydrophobia. See Lycopides.

LYCANCHIS, Lycanche.

LYCANTHROPE, see Lycanthropia.

LYCANTHROPIA, from *λυκος*, 'a wolf,' and *ανθρωπος*, 'a man;' *Lyc'oni*, *Insania lupinana*, *Lycomania*. A variety of melancholy, in which the person believes himself to be changed into a wolf, and imitates the voice and habits of that animal. One so circumstanced is called a *Lycanthrope*, *Lycanthro'pus*.

LYCANTHROPUS, see Lycanthropia.

LYCAON, Lycanthropia.

LYCHNIDIUM, Biolynchium.

LYCHNIS SYLVESTRIS, Saponaria.

LYCHNIUM, Biolynchium.

LYCOIDES, *Lycoides*, from *λυκος*, 'a wolf,' and *ειδος*, 'form.' *Lupo similis*. An epithet for a species of cynanche, called, also, *Lupus*, and *Strangulator*, and absurdly attributed to excessive retention of sperm in its reservoirs and its passage into the blood (?).—Galen.

LYCOPE DE VIRGINIE, *Lycopus Virginicus*.

LYCOPERDON, from *λυκος*, 'a wolf,' and *πεδω*, 'I break wind;' *L. Bovis'ta*, *Crepitus Lupi*, *Puff-ball*, *Bull Fists*, *Mol'lipuffs*, *Bovis'ta*, (F.) *Vesseloup*. The puff ball dries into a very fine, light brownish dust, which is sometimes used as a mechanical styptic to arrest hemorrhage.

LYCOPERDON TUBER, *Tuber Agriocastanum*, *Trubs*, *Tuber cibarium*, *T. Gulosorum*, *Tuberia Terræ*, *Truffe*, *Tuckaho*, (F.) *Truffe*. A fleshy, firm body, unknown in its mode of reproduction, which is found under ground, especially in different parts of France, Italy, &c., and is much esteemed as an aliment. It seems to belong to the champignons, and has a particular perfume. Aphrodisiac virtues have been ascribed to it.

LYCOPODIUM, from *λυκος*, 'a wolf,' and *πους*, 'a foot.' *L. Clavatum*, *Cingularia*, *Muscus clavatus*, *Club-moss*, *Wolf's-claw*. This is the largest of the European mosses. The dust, which fills the capsules of its spikes, is very inflammable, and hence has been called *Vegetable Sulphur*;—and, also, *Farina seu Pulvis seu Semen seu Sulphur Lycopodii*. It is used in France to roll pills and boluses in; and in medicine is a desiccative, in the excoriations to which infants are liable. It is collected chiefly in Switzerland and Germany for commerce.

LYCOPodium SELA'GO, *Muscus erectus*, *Upright Club-moss*, *Fir Club-moss*, *Upright Fir-moss*. The decoction of this plant acts violently as an emetic and purgative; and was formerly, on this account, used as an abortive. It is also employed to kill vermin.

LYCOPUS, *L. Virginicus*, *Bugleweed*, *Water Bugle*, *Water Horehound*, *Gypsy Weed*, *Paul's Betony*, (F.) *Lycops de Virginie*. This indigenous herb, *Sex. Syst.* Diandria Monogynia, *Nat. Ord.* Labiata, grows throughout the greater part of the United States. The whole herb is said to be slightly narcotic. It is given in infusion, (*Lycop. ʒj; ad ferment. Oj.*)

LYCOPUS VIRGINICUS, *Lycopus*.

LYCOREXIS, *Fames lupina*.

LYCOSA TARENTULA, see Tarantula.

LYCOSTOMA, Hyperoöchasma.

LYE, Lixivium, Ley—1. Dyspeptic, see Fuligokali—1. Medical, see Fuligokali.

LYGISMUS, Luxation.

LYGMODES, Singultus.

LYGMUS, Singultus.

LYGODES, Singultus.

LYING-IN STATE, Parturient state.

LYMA, Lochia.

LYMPH, *Lympha*, from *ὕδωρ*, 'water,' by changing *ν* into *λ*. *White Blood*, *Lympha Nutritiva*. A name given to the fluid contained in the lymphatic vessels and thoracic duct of animals, which have been made to fast for 24 hours. According to Chevreul, the lymph of the dog contains water, fibrin, albumen, common salt, subcarbonate of soda, phosphates of lime and magnesia, and carbonate of lime. The properties and composition of lymph vary somewhat according to the part whence the lymphatic vessels obtain it. Generally, it is under the form of a transparent, slightly alkaline fluid, sometimes of a madder-red or yellowish colour,—of a spermatic odour, and saline taste; soluble in water,—the solution becoming turbid, when mixed with alcohol. When left to itself, it coagulates. The clot or solid portion becomes of a scarlet red, if put in contact with oxygen; and of a purple red, if placed in carbonic acid.

Like the blood, the lymph consists of a fluid in which *lymph corpuscles* are suspended.

The lymph is probably the product of internal absorption in different parts of the body; it then flows along the lymphatic vessels, uniting with the chyle, and is poured with it into the veins; thus becoming one of the materials of the blood. According to others, the blood, when it reaches the arterial radicles, is divided into two portions,—the one red, which is carried to the heart,—the other serous or white, which is absorbed by the lymphatic vessels, and constitutes the lymph. By others, again, the lymphatics are considered to be the vessels of return for the white blood sent to certain tissues. White blood, however, has probably no existence.

LYMPH, COAGULABLE, Liquor sanguinis—1. Corpuscles, see Lymph—1. Hearts, Lymphatic hearts—1. Plastic, Liquor sanguinis.

LYMPHA, Lymph—1. Muculenta narium, Nasal mucus—1. Nutritia, Lymph—1. Pancreatis, see Pancreas—1. Pericardii, see Pericardium—1. Plastica, Fibrin.

LYMPHADENITIS: from *lympa*, 'lymph,' and *adenitis*, 'inflammation of a gland.' *Inflammatio glandularum lymphaticarum*, *Adenitis lymphatica*, (F.) *Adénite lymphatique*. Inflammation of a lymphatic gland or ganglion.

LYMPHÆDUCTUS, Lymphatic vessels.

LYMPHANGEITIS, Angeioleucitis.

LYMPHANGIA, Lymphatic vessels.

LYMPHANGIECTASIS, *Lymphæurys'mo*; from *lymph*, *αγγειον*, 'a vessel,' and *εκτασις*, 'dilatation.' Dilatation of lymphatic vessels.

LYMPHANGITIS, Angeioleucitis.

LYMPHANGIOGRAPHY, *Lymphangiographia*; from *lymph*, *αγγειον*, 'a vessel,' and *γραφον*, 'a description.' A description of the lymphatic vessels.

LYMPHANGIOITIS, Angeioleucitis.

LYMPHANGIOLOGY, from *Lymphangiōn*, 'a lymphatic,' and *λογία*, 'a description.' A treatise on the lymphatics.

LYMPHANGIOTOMY, *Lymphangiōtomia*; from *lymph*, *αγγειον*, 'a vessel,' and *τομή*, 'incision.' The anatomy or dissection of the lymphatic vessels.

LYMPHANGONCUS, *Lymphoncus*; from *lymph*, *αγγειον*, 'a vessel,' and *ογκος*, 'a tumour.' Tumefaction of the lymphatics.

LYMPHATIC, *Lymphaticus*. That which relates to lymph.

LYMPHATIC HEARTS. *Lymph Hearts*. The frog and several other animals are provided with large receptacles for the lymph immediately underneath the skin, which exhibit distinct and regular pulsations like the sanguiferous heart. Their use appears to be—to propel the lymph.

LYMPHATIC SYSTEM is that particular system of organs which is inservient to the formation and circulation of lymph. These organs are:

1. LYMPHATIC GANGLIONS OR GLANDS, see Conglobate.

2. LYMPHATIC VESSELS, *Lymphaductus*, *Lymphangi'a*, *Lymphange'a*, *Vena lymphatica*, *Ductus serosi*, *Vasa lymphatica*, *V. resorbentia*, *Vasa hydrago'ga*, *Hydrangi'a*. These are very numerous. Arising at the surface of membranes and in the tissue of the organs, they carry into the veins the lymph from those parts. Lymphatic vessels are found in every part of the body. Wherever they are met with, however, they form two orders,—one *superficial*, the other *deep-seated*;—the two orders frequently communicating with each other. Lymphatic vessels are generally smaller than arteries and veins. They are very thin, diaphanous, and cylindrical; but present, here and there, more or less considerable dilatations, caused by valves in their interior. They are slightly tortuous in their course; their anastomoses are very numerous, and they often cross each other; forming successive plexuses. Of the arrangement of the extreme radicles we are ignorant. All the branches, before joining the principal trunks, pass through lymphatic ganglions, in which they are convoluted, or subdivide almost *ad infinitum*. They are formed of an outer cellular membrane and an internal coat, similar to that of the veins; of the latter, the valves are formed. All the lymphatics of the body ultimately discharge themselves into the subclavian and internal jugular veins. Two of these trunks are considerably larger than the others,—the *thoracic duct*, and the great trunk of the right side, (F.) *La grande veine lymphatique droite*. The former receives the lymphatics of the abdomen, of the lower extremities, the left side of the thorax, the left upper extremity, and the corresponding side of the head and neck; the latter receives those of the right upper extremity, and of the right side of the head, neck and thorax.

LYMPHATITIS, Angeioleucitis.

LYMPHE DE COTUGNO, Cotunnus, liquor of.

LYMPHEURYSMA, Lymphangiectasis.

LYMPHITIS, Angeioleucitis.

LYMPHIZATION. A term used by Professor Gross to signify effusion of coagulable lymph. It is not a happy word, inasmuch as lymph has another meaning, whilst the term 'coagulable lymph' is now almost abandoned.

LYMPHOCEZIA, from *lympa*, 'lymph,' and *χεῖμα*, 'I go to stool.' Serous diarrhœa.

LYMPHONCUS, Lymphangoncus.—I. Iridis, Iridaexesis.

LYMPHOPYRA, Fever, adeno-meningeal.

LYMPHOSIS. The preparation or elaboration of lymph.

LYMPHOTOMY, from *lymphā*, 'lymph,' and *τεμνω*, 'I cut.' Dissection of the lymphatics.

LYNCH'S EMBROCATION. An emollient nostrum, formed of *olive oil* impregnated with *bergamot* and other essences, and coloured with *alkanet root*.

LYNGO'DES, Singultous.—I. Febris, Fever, singultous.

LYNGYODES, Singultous.

LYNN WAHOO, *Ulmus alata*.

LYNX, Singultus.

LYRE, Athymia.

LYPEMANIA, Melancholy.

LYPEROPHRENIE, Melancholy.

LYPOMA, Lipoma.

LYPOTHYMIA, from *λυπη*, 'sadness,' and *θυμος*, 'heart, courage.' Very great sadness or despondency.

LYRA, *λυρα*, 'the lyre.' *Psalter*, *Psalterium*, *Corpus Psallōides*, *Lyra Davids*, *Lamina medullaris triangularis cerebri*. The under surface of the posterior part of the body of the fornix is impressed with numerous transverse and oblique lines, which have been so called from some resemblance they bear to the ancient lyre.

LYRINGIUM, *Eryngium campestre*.

LYSIA, Lysis.

LYSIMACHIA NUMMULARIA, *Nummularia*, *Hirundinaria*, *Centimorbia*, *Creeping Loose Strife*, *Money Wort*, (F.) *Herbe aux écus*. This plant was formerly accounted vulnerary. It has been considered to possess antiscorbutic and astringent qualities, and has been used in leucorrhœa.

LYSIMACHIA PURPUREA, *Lythrum salicaria*.
LYSIS, *Lysia*, from *λυω*, 'I dissolve.' Solution. A common suffix; also, a name given to crises which are operated insensibly; that is, gradually and without-critical' symptoms.

LYSSA, Hydrophobia.—I. Canina, Hydrophobia.

LYSSAS, Maniodes.

LYSSETER, Maniodes.

LYSSEDEC'TUS, from *λυσσα*, 'canine madness,' and *δακνω*, 'I bite.' *Hydrophobus*; *Cunē rob'ido morsus*. One who has been bitten by a mad dog, or is actually labouring under hydrophobia.

LYSSEDEGMA, *Lyssedeg'mus*, *Lyssedexis*, same etymon. The bite of a mad dog.

LYSSEDEXIS, *Lyssedegma*.

LYTE'RIOS, *λυτηριος*, (from *λυω*, 'I dissolve,') 'solving.' An epithet given to those signs which announce the solution of a very violent disease.

LYTHRUM SALICARIA, *Lysimachia purpurea*, *Salicaria*:—the *Common or Purple Willow Herb*. The herb, root, and flowers possess a considerable degree of astringency, and are used, occasionally, in the cure of diarrhœa and dysentery, leucorrhœa, hæmoptysis, &c.

LYTTA VESICATORIA, *Cantharis*.

LYTTA RUFIPES. A variety of *Lytta*, peculiar to Chili, which is more active as a vesicant than the *cantharis*, or the *lytta* next described.

LYTTA VITTA'TA, *Cantharis vittata*, *Pota'to Fly*, (F.) *Cantharide tachetée*. Four species of meloe that blister are found in the United States. The *lytta vittata* feeds principally upon the potato plant, and, at the proper season of the year, may be collected in immense numbers. The potato fly resembles the *cantharides* in every property, and is fully equal to them.

M.

M. This letter signifies, in prescriptions, *manipulus*, 'a handful.' Also, *miscē*, 'mix.' See Abbreviation.

MACAPATI, *Smilax sarsaparilla*.

MACARONL. An alimentary paste, moulded of a cylindrical shape, and formed of rice or wheat flour. It is eaten—when boiled—in soup—prepared with cheese, &c.

Also, a name formerly given to a pulverulent compound of sugar and glass of antimony, carried into France by the Italian monks, and employed at the hospital *La Charité* in the treatment of painters' colic.

MACE, see *Myristica moschata*.

MACEDONISIUM, *Smyrnum olusatrum*.

MACER, *Gracilis*.

MACERATION, *Macera'tio*, from *macero*, 'I soften by water.' An operation which consists in infusing, usually without heat, a solid substance in a liquid, so as to extract its virtues.

MACERONA, *Smyrnum olusatrum*.

MACES, see *Myristica moschata*.

MACHÆRA, Culter, Knife, Penis.

MACHÆRIDION, *Macherion*.

MACHÆRION, *Machæ'ris*, *Machærid'ion*, *Gladiolus*. A knife. An amputating knife. Rufus of Ephesus asserts, that the Aruspices gave this name to a part of the liver of animals.

MACHÆRIS, Knife, *Novacula*.

MACHAON, from *μαχαιω*, 'I desire to fight.' The son of *Æsculapius*, and a celebrated physician. Hence:

MACHAONIA seu MACHAONICA ARS. *Medicine*. The *Healing Art*:—so called after *Machaon*, the son of *Æsculapius*.

MACHINAL, *Mechan'icus*. This epithet is added especially by French writers to the word *movement*, to express that the will takes no part in it.

MACHINE', *Mach'ina*, *Machinamen'tum*, *Mech'anē*, *Mechane'ma*. A more or less compound instrument, used in physics and chymistry to put a body in motion, or to produce any action whatever. Physiologists sometimes use it for the *animal body*;—as the *machine* or *animal machine*.

MACHLOSYNE, *Nymphomania*.

MACHOIRE, Maxillary bone—*m. Diacru-*

nienne, Maxillary bone, lower—*m. Synorani-
enne*, Maxillary bone, superior.

MACIES, Atrophy, Emaciation—*m. Infan-
tum*, Tabes mesenterica.

MACILENTUS, Gracilis.

MACIS, see *Myristica moschata*.

MACRAUC'HEN, from *μακρος*, 'long,' and *αυχην*, 'the neck.' *Longo collo præditus*.—
One who has a long neck.—Galen.

MACRE FLOTTANTE, *Trapa natans*.

MACRITUDO, Emaciation.

MACROBIOSIS, Longevity.

MACROBIOTES, Longevity.

MACROBIOTIC, *Macrobioticus*, *Macro-
biotus*, *Macrobius*, *Longævus*, from *μακρος*,
'great,' 'long,' and *βίος*, 'life.' That which
lives a long time. The *macrobiotic art* is the
art of living a long time.

MACROBIOTUS, Macrobiotic.

MACROBIUS, Macrobiotic.

MACROCEPHALUS, from *μακρος*, 'great,'
'long,' and *κεφαλή*, 'head.' *Qui magnum habet
caput*. 'One who has a large head.' This epi-
thet is given to children born with heads so
large that they seem to be hydrocephalic; but
in which the unusual development is owing to
a large size of the brain. Such are supposed to
be more than ordinarily liable to convulsions.(?)
The term has also been applied by Hippocrates
to certain Asiatics who had long heads. See
Capitones.

MACROCO'LIA, from *μακρος*, 'great,' and
κων, 'a limb.' Great length of limbs in gen-
eral, and of the lower limbs in particular.

MACRODACTYLUS, from *μακρος*, 'great,'
and *δάκτυλος*, 'a finger.' Having long fingers.

MACROGLOSSA, see *Macroglossus*.

MACROGLOS'SUS, from *μακρος*, 'large,'
and *γλῶσσα*, 'tongue.' One who has a very
large or prolapsed tongue. See *Paraglossa*.

MACRONOSLÆ, Chronic diseases.

MACROPHAL'LUS, from *μακρός*, 'large,'
and *φαλλος*, 'the male organ.' A large size of
the male organ.

MACROPHO'NUS, from *μακρος*, 'great,' and
φωνή, 'voice.' One who has a strong voice.

MACROPHYSOCEPH'ALUS, from *μακρος*,
'long,' *φύσα*, 'air,' and *κεφαλή*, 'head.' A word
used by Ambrose Paré to designate an augmen-
tation of the head of the fetus, produced by a
sort of emphysema, which retards delivery.

MACROPIPER, Piper longum.

MACROPNE'A, from *μακρος*, 'long,' and
πνεῦμα, 'I breathe.' A long and deep respiration.

MACROP'NUS, *Macrop'nos*. One who
breathes slowly—a word met with in some
authors.—Hippocrates.

MACROP'ODUS, *Macrop'odus*, from *μακρος*,
'great,' and *πούς*, 'foot.' One who has a large
foot.

MACROR, Emaciation.

MACROR'RHIS, from *μακρος*, 'great,' and
ῥίς or *ῥιν*, 'nose.' One who has a long nose.

MACROS, Long.

MACROS'CELES, *Cetra longa habens*; from
μακρος, 'long,' and *σκέλος*, 'the leg.' One who
has long legs.

MACROSLÆ, Chronic diseases.

MACRO'TES, from *μακρος*, 'great,' and *οὖς*,
'an ear.' One who has long ears.

MACROTRY'S RACEMOSA, see *Actæa ra-
cemosa*.

MAC'ULA. A spot. *Dyschra'a*, *Celis*,

Labes, (F.) *Tache*. A permanent discoloration
of some portion of the skin, often with a change
of its texture. *Ephelis*, *Nævus*, *Spilus*, &c.,
belong to *Macula*.

MACULA, *Molecule*—*m. Carneæ*, *Caligo*—*m.
Corneæ arcuata*, *Gerotoxon*—*m. Corneæ mar-
garitacea*, *Paralampsis*—*m. Cribrosa*, see *Au-
ditory canal*, internal—*m. Fusca*, *Ephelides*—
m. Germinativa, see *Molecule*—*m. Hepatica*,
Chloasma materna, *Nævus*—*m. Lenticularis*,
Ephelides—*m. Lutea retinae*, see *Foramen*
centrale—*m. Matricialis*, *Nævus*—*m. Matricis*,
Nævus—*m. Solaris*, *Ephelides*.

**MACULÆ ANTE OCULOS VOLITAN-
TES**, *Metamorphopsia*.

MACULOSUS, *Sablé*.

MADAR, *Mudar*.

MADAROSIS, from *μαδος*, 'bald.' *Mada-
ro'ma*, *Made'sis*, *Madarotes*, *Made'mo*, *Mad-
isis*, *Deplumatio*, *Milpha*, *Milpho'sis*, *Ptilo-
sis*, *Calvities*. Loss of the hair, particularly
of the eyelashes.

MADAROTES, *Madarosis*.

MADDER, *DYERS*, *Rubia*.

MADEIRA, CLIMATE OF. This island
is much frequented by pulmonary invalids, on
account of the mildness and equability of its
climate. Owing, indeed, to the mildness of the
winter, and the coolness of the summer, to-
gether with the remarkable equality of the tem-
perature during day and night, as well as
throughout the year, it has been considered,
that the climate of Madeira is the finest in the
northern hemisphere. Sir James Clark is of
opinion that there is no place on the continent
of Europe, with which he is acquainted, where
the pulmonary invalid could reside with so
much advantage, during the whole year, as in
Madeira.

MADELEON, *Bdellium*.

MADEMA, *Madarosis*.

MADESIS, *Depilation*, *Madarosis*.

MADISIS, *Depilation*, *Madarosis*.

MADISTE'RIMUM, *Madiste'rium*, *Trichola-
bium*, *Trichol'abis*, *Volse'lla*. Tweezers. An
instrument for extracting hairs.

MADNESS, *CANINE*, *Hydrophobia*—*m.
Raving* or *furious*, *Mania*.

MADOR, *Moisture*. A cold sweat.

MADREPORA OCULATA, see *Coral*.

MADWEED, *Scutellaria lateriflora*.

MAEA, *Midwife*.

MAE'EA, *Obstetrica*.

MAE'IA, *Obstetrics*.

MAEUTRIA, *Midwife*.

MAGDA'LIA, *Magda'leon*, *Magdalis*.
Crumb of bread. Any medicine, as a pill,
formed of crumb of bread. A roll of plaster.

MAGEIRICE, *Culinary art*.

MAGGOT PIMPLE, see *Acne*.

MAGIS, *μαγίς*, 'a cake.' A sort of cake,
composed of cloves, garlic and cheese beaten
together.—Hippocrates.

MAGISTERIUM, *Magistry*—*m. Bismuthi*,
Bismuth, *subnitrate of*—*m. Jalapæ*, *Resin of Jalap*
—*m. Marcasitæ*, *Bismuth*, *subnitrate of*—*m.
Plumbi*, *Plumbi subcarbonas*—*m. Sulphuris*, *Sul-
phur lotum*—*m. Tartari purgans*, *Potassæ acetat*.

MAG'ISTERY, *Magiste'rium*, from *magis-
ter*, 'a master.' Certain precipitates from sa-
line solutions were formerly so called; as well
as other medicines, the preparation of which
was kept secret.

MAGISTRY OF BISMUTH, Bismuth, subnitrate of.

MAG'ISTRAL, *Magistra'lis*. Same etymon. *Extempora'neous*. Medicines are so called which are prepared extemporaneously. *Officinal* medicines are such as have been prepared for some time before they are prescribed.

MAGISTRANTIA, *Imperatoria*.

MAGMA, *μαγμα*, (F.) *Marc*. The thick residuum, obtained after expressing certain substances to extract the fluid parts from them. The grounds which remain after treating a substance with water, alcohol, or any other menstruum. Also, a salve of a certain consistence.

MAGMA OF MARC OF OLIVES is the residuum after the greatest possible quantity of oil has been extracted from olives by making them ferment. It was formerly employed as a stimulant, under the form of a *bath*—to which the name *Bain de Marc* was given by the French.

MAGMA or MARC OF GRAPES, *Bry'tia*, was once employed for the same purposes.

MAGNES, Magnet.

MAGNES ARSENICA'LIS. (*Sulphur, white arsenic, and common antimony, of each equal parts. Mix by fusion.*) It is corrosive. See Magnetic plaster.

MAGNES EPILEPSIÆ, *Hydrargyri sulphuretum rubrum*.

MAGNE'SIA, *Abarnahas, Chambar, Terra ama'ra, Magnesia terra, Tulcearth*; from *magnēs*, 'the magnet'; because it was supposed to have the power of attracting substances from the air. Its metallic base is *magne'sium*.

MAGNESIA, *M. usta, M. calcina'ta, Cul'cined Magnesia; Oxide of magne'sium*, (F.) *Magnēsie brulée, Magnēsie, M. Caustique*. This is obtained by exposing carbonate of magnesia to a strong heat. It is inodorous; taste very slightly bitter; in the form of a white, light, spongy, soft powder. S. g. 2.3; requiring 2000 times its weight of water for its solution. It is antacid, and laxative when it meets with acid in the stomach. Dose, gr. x. to ʒj in water or milk.

MAGNESIA AERATA, *Magnesiæ carbonas—m. Alba, M. carbonas—m. Calcinata, M. usta—m. Edinb'rgensis, Magnesiæ carbonas*.

MAGNESIA, EFFERVESCING, *MOXON'S*. (*Magnes. carb.; M. sulphat.; Sodæ bicarbon., Acid tartaric. ʒā partes æquales*; to be pulverized, well dried, mixed and enclosed in bottles hermetically sealed.)

MAGNESIA, FLUID. Under this name a preparation is designated, which consists of a solution of carbonate of magnesia in carbonated water. It is also termed *carbonated magnesia water, aerated magnesia water, and condensed solution of magnesia*, (F.) *Eau magnésienne*.

MAGNESIA, HENRY'S, *Magnesiæ carbonas—m. Mitis, Magnesiæ carbonas—m. Muriate of, Magnesii chloridum—m. Nigra, Manganese, black oxide of*.

MAGNESIA OPALI'NA. A name given by Léméry to a mixture of equal parts of *antimony, nitrate of potass, and chloride of sodium*, (decrepitated.) It has emetic properties, but is not used.

MAGNESIA SALIS AMARI, *Magnesiæ carbonas—m. Salis Ebsdamsensis, Magnesiæ carbonas—m. Saturni, Antimonium—m. Solution of, condensed, M. fluid—m. Terra, Magnesia—m. Vitriolata, Magnesiæ sulphas—m. and Soda, sul-*

phate of, see Soda, sulphate of—*m. Usta, Magnesia*.

MAGNESIÆ CAR'BNONAS, *M. Subcar'bonas, Magnesia*, (Dublin,) *M. aëra'ta, M. carbon'ica, M. alba, Subcar'bonate of Magnesia, Henry's Magnesia, M. Subcarbon'ica, M. Mitis, M. Edinb'rgensis, M. Salis Ebsdamsensis, M. Salis ama'ri, Car'bonas magne'sicum, Lac terra, Hypocar'bonas magne'sica, T. amara aëra'ta, T. absorb'ens minera'lis, T. Talco'sa oxyanthracodēs*, (F.) *Sous-carbonate ou carbonate de Magnēsie, Magnēsie aërée, M. blanche, M. crayeuse, M. douce, M. effervescente, M. moyenne, Poudre de Sentinelli, P. de Valentini, P. du Comte de Palme*. Prepared from sulphate of magnesia by subcarbonate of potass. It is inodorous; insipid; light; white; spongy; opaque; effervescing with acids; insoluble in water. Properties the same as the last; but the carbonic acid, when set free, sometimes causes unpleasant distension.

MAGNESIÆ HYPOCARBONAS. *M. carbonas—m. Subcarbonas, M. carbonas—m. Vitriolicum, Magnesiæ sulphas*.

MAGNESIÆ SULPHAS, *Sulphas Magnesiæ purifica'ta, Magnesia vitriola'ta, Sal cathart'icum ama'rus, Sal cathart'icum amarum, Sal ama'rum, S. Anglica'num, Sulphate of Magnesia, Sal Epsomensis, Sal cathart'icum Anglica'num, Sal Sedlicensis, Sal Ebsdamsensē, S. Seydschutzen'sē, Terra ama'ra sulphu'rica, Vitriol'icum Magnesiæ, Epsom Salt, Bitter purging Salt*, (F.) *Sulfate de magnēsie, Sel admirable de Léméry, Sel d'Egra*. Generally obtained from sea water. Its taste is bitter and disagreeable. It is soluble in an equal quantity of water at 60°. It is purgative and diuretic. Dose, as a cathartic, ʒss to ʒij.

MAGNÉSIE AERÉE, *Magnesiæ carbonas—m. Blanche, Magnesiæ carbonas—m. Brulée, Magnesia usta—m. Carbonate de, Magnesiæ carbonas—m. Caustique, Magnesia usta—m. Crayeuse, Magnesiæ carbonas—m. Douce, Magnesiæ carbonas—m. Effervescente, Magnesiæ carbonas—m. Moyenne, Magnesiæ carbonas—m. Souscarbonate de, Magnesiæ carbonas—m. Sulfate de, Magnesiæ sulphas*.

MAGNE'SII CHLO'RIDUM, *Chloride of Magnesi'um, Muriate of Magnesia*. This bitter deliquescent salt has been given as a mild and effective cholagogue cathartic, in the dose of half an ounce to the adult. Being deliquescent, it may be kept dissolved in its weight of water.

MAGNESIUM, see Magnesia—*m. Chloride of, Magnesii chloridum—m. Oxide of, Magnesia usta*.

MAGNET, *Magnes, Magnetes, Ferrum magnes attracto'rium, Siderites, Sideritis, Lapis heracle'us, L. Syderitis, L. nau'ticus, Magnitis*, so called from *magnes*, its discoverer, or from *Magnesia*, whence it was obtained; (F.) *Aimant*; The magnet or loadstone. An amorphous, oxydulated ore of iron, which exerts an attraction on unmagnetized iron, and has the property of exhibiting poles; that is, of pointing by one of its extremities to the north. This ore, by constant or long rubbing, communicates its properties to iron; and thus artificial magnets are formed. Magnetic ore is found in many countries, and particularly in the island of Elba. The magnet is sometimes used to extract spicula of iron from

the eye or from wounds. It has been employed as an antispasmodic; but acts only through the imagination. The powder has been given as a tonic. In *Pharmacy*, it is used to purify iron filings. It attracts the iron, and the impurities remain behind. It formerly entered, as an ingredient, into several plasters, to draw bullets and heads of arrows from the body—as the *Emplastrum divinum Nicolai*, the *Emplastrum nigrum* of Augsburg, the *Opodoloch*, and *Attractivum* of Paracelsus, &c.

MAGNETES, Magnet.

MAGNETIC, *Magneticus*. Same étymon. That which belongs or relates to magnetism;—mineral or animal.

MAGNETIC FLUID. A name given to the imponderable fluid to which the magnet owes its virtues. By analogy it is applied to a particular principle, supposed to be the source of organic actions, which affects, it is conceived, the nervous system principally, and is susceptible of being transmitted from one living body to another, by contact or simple approximation, and especially under the influence of fixed volition. See Magnetism, Animal.

MAGNETIC PASTER. A plaster, at present, not used. It had for its base a mixture, called *Magnes arsenicalis*; formed of equal parts of antimony, sulphur and arsenic melted together in a glass cucurbit. The name *Magneto plaster* was, likewise, given to such as contained powdered magnet.

MAGNETINUS, Potassæ supertartas impurus.

MAGNETISM, ANIMAL, *Mesmerism*, *Neurogá'mia*, *Bioga'mia*, *Biomagnetis'mus*, *Zoomagnetis'mus*, *Ezon'eurism*, (proposed by Mr. H. Mayo,) *Telluris'mus*, *Anthropomagnetis'mus*, *Gargale*, *Gargalis'mus* *Gargalus*. Properties attributed to the influence of a particular principle, which has been compared to that which characterizes the magnet. It is supposed to be transmitted from one person to another, and to impress peculiar modifications on organic action, especially on that of the nerves. The discussions, to which this strange belief has given rise, are by no means terminated. There is no evidence whatever of the existence of such a fluid. Highly impressible persons can be thrown into a kind of hysteric sleep and somnambulism, but farther than this, the efforts of the magnetizer cannot reach. It is a mode of action upon the nerves through the medium of the senses.

MAGNITIS, Magnet.

MAGNITUDO CORPORIS, Stature.

MAGNOC, *Jatropha manihot*.

MAGNO'LIA GLAUCA, *Small Magnolia*, *Magnolia*, *Swamp Sas'safra*, *Elk Bark*, *Indian Bark*, *White Laurel*, *Sweet Bay*, *Beaver Wood*, *White Bay*, *Cinchona of Virginia*, *Castor Bay*, *Sweet magnolia*. The bark is possessed of tonic properties, resembling those of cascarilla, canella, &c. The same may be said of the *Magnolia tripet'ala* or *Umbrel'la tree*; the *M. acuminata* or *Cucumber tree*, the *M. grandiflora* and *M. macrophyl'la*, *Laurel*, *Elk wood*, *Silverleaf*, *Big leaf*, *White bag*, *Beaver Tree*, *Elk bark*, *Big bloom*.

MAGNUM DEI DONUM, Cinchona.

MAGNUM OS. The third bone of the lower row of the carpus, reckoning from the thumb.

It is the largest bone of the carpus; and is, also, called *Os capitatum*; (F.) *Grand Os*.

MAGRUMS. A popular name in the state of New York for a singular convulsive affection, which resembles chorea. It rarely, however, occurs before the adult age; never ceases spontaneously, and when fully developed, is devoid of any paroxysmal character.

MAGUEY, Agave Americana.

MAHMOUDY, *Convolvulus scammonia*.

MAHOGAN FÉBRIFUGE, *Swietenia febrifuga*.

MAHOGANY, *Gynocladus Canadensis*—m. Mountain, *Betula lenta*—m. Tree, *Swietenia mahogani*.

MAIANthemum, *Convallaria maialis*.

MAIDENHAIR, *Adiantum capillus veneris*—m. American, *Adiantum pedatum*—m. Canada, *Adiantum pedatum*—m. Common, *Asplenium trichomanoides*—m. Golden; *Polytrichum*—m. White, *Asplenium ruta muraria*.

MAIEIA, Obstetrics.

MAIEUSIS, Parturition.

MAIEUTA, see Parturition.

MAIEUTER, *Accoucheur*.

MAIEUTES, *Accoucheur*.

MAIEUTICA ARS, Obstetrics.

MAIGREUR, Emaciation.

MAILLET, Mallet.

MAILLOT, Swathing clothes.

MAIN, Manus.

MAÏS, Zea mays.

MAJORANA, *Origanum majorana*—m. Syriaca, *Teucrium marum*.

MAL D'AMOUR, Odontalgia.

MAL DES ARDENS. A name given to a species of pestilential erysipelas or *Saint Anthony's fire*, which reigned epidemically in France, in 1130.

MAL D'AVENTURE, Paronychia—m. di Breno, *Scherlievo*—m. Caduc, Epilepsy.

MAL DE CRIMÉE (F.), *Lèpre des Cosaques*, *Lepra Tau'rica*. A variety of lepra in the Crimea.

MAL DE DENT, Odontalgia—m. d'Estomac, *Cithonophagia*—m. Divin, Epilepsy—m. d'Enfant, Pains (Labour)—m. di Fiume, *Scherlievo*—m. Français, Syphilis—m. de Gorge, Cynanche—m. Haut, Epilepsy—m. de Machoire, Trismus—m. de Mer, Nausea marina—m. de Mère, Hysteria—m. de Misère, Pellagra—m. de Naples, Syphilis—m. Petit, Epilepsy—m. du Roi, Scrofula—m. Rouge de Cayenne, Elephantiasis of Cayenne—m. Saint Antoine, Erysipelas—m. Saint Jean, Epilepsy—m. Saint Main, Lepra, Psora—m. di Scherlievo, *Scherlievo*—m. de Siam, Fever, yellow.

MAL DE SAN LAZARO, *Cocobay*. A leprosy disease common in Columbia, S. America, and said to be cured by the *Cuichunchilli*.

MAL DEL SÔLE, Pellagra—m. de Sollogne, Ergotism—m. de Terre, Epilepsy—m. à Tête, Cephalalgia—m. del Valle, Proctocace—m. Vat, see Anthrax.

MALA, Gena—m. Aurea, see Citrus aurantium.

MALABATHRINUM. Ancient name of an ointment and a wine, into which the *mala-bathrum* entered.

MALABATHRUM, *Cadeji-Indi*. The leaves of a tree of the East Indies. These leaves entered into the theriac, mithridate, and other ancient electuaries. They are believed

to be from a species of laurel—*Laurus Cassia*; but, according to others, from *Laurus Malabathrum*. The *Oleum Malabathri* is obtained from it.

MALACCÆ RADIX, *Sagittarium alexipharmacum*.

MALACHE, *Malva rotundifolia*.

MALACIA, from μαλακία, 'softness.' A depravation of taste, in which an almost universal loathing is combined with an exclusive longing for some particular article of food. If the patient desires substances that are not eatable or noxious, it constitutes *Pica*, *Pisso'sis*, *Pitto'sis*, *Heterorexia*, *Heterorrhœxia*, *Cissa*, *Citto'sis*, *Citta*, *Limo'sis*, *Pica*, *Allotriophagia*, *Picaeismus*, *Pica'tio*, *Depraved appetite*, (F.) *Envie*. These symptoms accompany several nervous affections,—those of females in particular. In pregnancy it is common, and is termed *Longing*.

MALACIA AFRICANORUM, *Chthonophagia*—*m. Cordis*, *Cardiomalacia*.

MALACISMUS, *Mollities*.

MALACOGASTER, *Gastromalacia*.

MALACOPHONUS, from μαλακία, 'softness,' and φωνή, 'voice.' One who has a soft voice.

MALACOPOEA, *Emollients*.

MALACORIUM, see *Punica granatum*.

MALACOSARCOS, from μαλακός, 'soft,' and σαξ, 'flesh.' One of a soft constitution: *habitū corporis molliori præditus*.—Galen.

MALACOSIS, *Mollities*—*m. Cerebri*, *Mollities cerebri*—*m. Cordis*, *Cardiomalacia*—*m. Hepatis*, *Hepatomalacia*—*m. Uteri*, *Hysteromalacia*.

MALACOSTEON, *Mollities ossium*.

MALACTICA, *Emollients*.

MALACTICUM, *Relaxant*.

MALADE, *Sick*.

MALADIE, *Disease*—*m. Anglaise*, *Hypochondriasis*—*m. Bleue*, *Cyanopathy*—*m. de Bright*, *Kidney*, *Bright's disease of the*—*m. de Cruveilhier*, see *Brash*, *weaning*—*m. Cuculnaire*, *Pertussis*—*m. Glandulaire*, *Elephantiasis Arabica*—*m. Imaginaire*, *Hypochondriasis*, *Hysteria*.

MALADIE DES MINEURS. *Anæmia* occurring in the workers in mines.

MALADIE NOIRE, *Melæna*—*m. du Pays*, *Nostalgia*—*m. Pédiculaire*, *Phtheiriasis*—*m. de Pott*, *Vertebral disease*—*m. Typhoïde*, see *Typhus*—*m. Vénéérienne*, *Syphilis*—*m. de Venus*, *Syphilis*—*m. de Werthof*, *Purpura hæmorrhagica*.

MALADIES ACQUISES, *Acquired diseases*—*m. Annuelles*, *Annual diseases*—*m. Chroniques*, *Chronic diseases*—*m. Connées*, *Connate diseases*—*m. Dissimulées*, *Feigned diseases*—*m. Externes*, *External diseases*—*m. Feintes*, *Feigned diseases*—*m. Innées*, *Innate diseases*—*m. Légitimes*, see *Legitimate*—*m. Nerveuses*, *Nervous diseases*—*m. Simulées*, *Feigned diseases*—*m. Supposées*, *Feigned diseases*—*m. Ventueuses*, *Pneumatosis*.

MALADIF, *Sickly*.

MALADRERIE, *Lavrerie*.

MALADY, *ENGLISH*, *Hypochondriasis*.

MALÆ OS, from *malum*, 'an apple,' so called from its roundness. *Os mala'rè*, *Os Jugd-lè*, *Os Jugamentum*, *Os Genæ*, *Zygo'ma*, *Os Zygomatiæ*, *Os Hypo'pium*, *Os Subocula'rè*, *Os Pudicum*, (F.) *Os Malnaire*, *Os Zygomatiæ*, *Os de la Pommette*. The cheek or malar bone. This bone is situate at the lateral and superior

part of the face; and constitutes the zygomatic region of the cheek. It is irregularly quadrilateral. Its outer surface is convex, covered by muscles and skin, and pierced with canals, called *malar*, through which vessels and nerves pass. Its upper surface is concave, and forms part of the orbit. Its posterior surface is concave, and enters into the composition of the temporal fossa. This bone is thick and cellular. It is articulated with the frontal, temporal, sphenoid, and superior maxillary bones, and is developed by a single point of ossification.

The part of the face rendered prominent by this bone, the French call *Pommette*.

MALAGMA, from μαλασσω, 'I soften.' An emollient cataplasm, and, in general, every local application which enjoys the property of softening organic tissues.

MALAISE, *Indisposition*.

MALAKIEN, *Mollities*.

MALAMBO BARK, *Matias*.

MALANDRIA. A species of lepra or elephantiasis.—*Marcellus Empiricus*.

MALANDRIO'SUS, *Leprous*. Affected with a species of lepra.

MALAR, *Mala'ris*, from *mala*, 'the cheek,' Belonging to the cheek,—as the *malar bone*.

MALAR PROCESS, *Zygomatic process*.

MALARE OS, *Malæ os*.

MALARIA, *Miasm*.

MALARIOUS, *Mala'rial*. Owing to, or connected with *Malaria*,—as a *malarious soil*, *malarious disease*, &c.

TO MALAXATE, *Molli're*, *Subig'erè*, *Malacissa'rè*, (F.) *Malaxer*, from μαλασσω, 'I soften.' To produce softening of drugs, by kneading them. The process is called *Malaxation*, *Malaxatio*.

MALAXATION; see *To malaxate*.

MALAXIA VENTRICULI, *Gastromalacia*.

MALAXIS, *Mollities*—*m. Cordis*, *Cardiomalacia*.

MALAZISSA'TUS. One in whom the testicles have not descended. It has, also, been used synonymously with *emasculatus* and *mulieratus*.—*Castelli*.

MALCE, *Chilblain*.

MALE, *Mas*, *Mas'culus*. Of the sex that begets young. Not female. What belongs to the male sex; as the *male organs of generation*.

MALE, *Axilla*—*m. Organ*, *Penis*.

MALEFICIUM, *Poisoning*.

MALIA, see *Equinia*.

MALIASMUS, *Malis*, see *Equinia*.

MALICHORIUM, see *Punica granatum*.

MALICORIUM, see *Punica granatum*.

MALIE, *Equinala*.

MALIG'NANT, *Malig'nus*, (F.) *Malin*. A term applied to any disease whose symptoms are so aggravated as to threaten the destruction of the patient. A disease of a very serious character, although it may be mild in appearance;—*Morbus malignus*.

MALIN, *Malignant*.

MALING'ERER; from (F.) *Malingre*, 'sickly.' A simulator of disease, so termed in the British military service.

MALIS, *Matias'nos*, *Cuta'neous vermination*. The cuticle or skin infested with animalcules,—*Phthiri'asis*, *Parasitis'mus superficialis*. In Persia, this affection is produced by the Guinea worm; in South America, by the

Chigre; and in Europe, occasionally by the Louse. See Equinia, and Phtheiriasis.

MALIS DRACUNCULUS, *Dracunculus*—m. Gordii, *Dracunculus*—m. *Pediculi*, Phtheiriasis.

MALLEOLAR, *Malleolaris*, from *malleolus*, 'the ankle.' Belonging or relating to the ankles.

MALLEOLAR ARTERIES are two branches furnished by the *anterior tibial* about the instep; the one—the *internal*—passes transversely behind the tendon of the *tibialis anticus* to be distributed in the vicinity of the malleolus internus:—the other—the *external*—glides behind the tendons of the *extensor communis digitorum pedis* and the *peroneus brevis*, and sends its branches to the parts which surround the outer ankle, as well as to the outer region of the tarsus.

MALLEOLUS. Diminutive of *malleus*, 'a mallet, or hammer;' *Rasce'ta*, *Raste'ta*, *Rascha*, *Rasetta*, *Rase'ta*, *Sphyra*, *Talus*, *Diab'obos*, *Tale'olus*, *Peza*; the *Ankle*, (F.) *Malléole*, *Cheville du Pied*. The two projections formed by the bones of the leg at their inferior part. The *inner* belongs to the tibia; the *outer* to the fibula. The ankles afford attachment to ligaments, and each has a sort of gutter, in which certain tendons slide. See *Malleus*.

MALLET, *Malleolus*, (F.) *Mallet*. A kind of hammer, used with a gouge, for removing or cutting bones, in certain surgical and anatomical operations.

MALLEUS, *Malleolus*, *Ossiculum Malleolo assimilatum*, (F.) *Marteau*. The longest and outermost of the four small bones of the ear. It is situate at the outer part of the tympanum, and is united to the *membrana tympani*. It has, 1. An ovoid head, which is articulated behind with the *incus*, and is supported by a narrow part called the neck: this has, anteriorly, a *long apophysis*, which is engaged in the glenoid fissure, and is called the *Apophysis* or *Process*, *Processus grac'ilis*, of *Rau*. It affords attachment to the *anterior mallei* muscle. 2. A *handle*, which forms an obtuse angle with the neck, and corresponds to the membrane of the tympanum, which it seems to draw inwards. It is furnished at its upper extremity with a process—the *processus brevis*, to which the *internus mallei* is attached. This bone is developed by a single point of ossification.

MALLEUS, *Equinia*—m. Slender *Process* of the, *Grêlle apophyse du marteau*.

MALLOW, COMMON, *Malva*—m. Compound decoction of, *Decoctum malvæ compositum*—m. Yellow, *Abutilon cordatum*.

MALO DI SCARLIEVO, *Scherlievo*.

MALOGRANATUM, *Punica granatum*.

MALPIGHI, ACINI OF, *Corpora Malpighiana*.

MALPIGHIA MOURELLA, (F.) *Mourellier*, *Simarouba faux*. The bark of this shrub—a native of *Cayenne*—is reputed to be febrifuge, and useful in diarrhœa.

MALPIGHIAN BODIES, *Corpora Malpighiana*—m. b. Inflammation of the, *Kidney*, *Bright's disease* of the.

MALT, Sax. *mealt*, Dutch *mout*, Teut. *mal't*; from *μαλπιττα*, 'I soften;' *Bynê*, *Mal'tum*, *Hor'dei maltum*, *Bra'sivum*, (F.) *Drêche*. Barley made to germinate, for the purpose of forming beer. It has been recommended in medicine, as antiscorbutic, antiscrofulous, &c.

MALT SPIRIT. A spirit distilled from malt. It is the basis of most of the spirituous cordials.

MALTA, CLIMATE OF. The climate of Malta is pretty equable, the range of temperature in the twenty-four hours being rarely more than 6°. The air is almost always dry and clear. The most disagreeable wind is the *sirocco*, which is the source of more or less suffering to the pulmonary invalid. The winter climate is favourable. Dr. Liddell thinks that no place which he has seen in the south of Europe can compete with Malta, for a mild, dry, bracing air in November, December, and part of January; and during the other winter and spring months, he thinks it is equal to any of them.

MALTHA, *Malthê*, from *μαλπιττα*, 'I soften.' Wax, particularly soft wax.

MALTHACTICA, Emollients.

MALTHAXIS, Mollities.

MALUM, *Disease*, *Melum*—m. *Articulorum*, *Gout*—m. *Caducum*, *Epilepsy*—m. *Caducum pulmonum*, *Asthma*—m. *Canum*, see *Pyrus cydonia*—m. *Coense*, *Averrhoa carambola*—m. *Cotoneum*, see *Pyrus cydonia*—m. *Hypochondriacum*, *Hypochondriasis*—m. *Hysterium*, *Hysteria*—m. *Insanum*, see *Solanum Melongena*—m. *Ischiadicum*, *Neuralgia femoro-poplitæa*—m. *Lazari*, *Elephantiasis*.

MALUM MOR'TUUM. A species of lepra, in which the affected portions of skin seem to be struck with death.

MALUM PILARE, *Trichosis*—m. *Pottii*, *Vertebral disease*—m. *Primarium*, *Idiopathia*—m. *Spinosum*, *Datura stramonium*—m. *Terrestre*, *Atropa Mandragora*—m. *Veneræum*, *Syphilis*.

MALUS AURANTIA MAJOR, *Citrus aurantium*.

MALUS INDICA, *Bilumbi biting-bing* of *Bontius*. The juice of this East India tree is cooling, and is drunk as a cure for fevers. The leaves, boiled and made into a cataplasm with rice, are famed in all sorts of tumours. The juice, mixed with arrack, is drunk for the cure of diarrhœa. The ripe fruit is eaten as a delicacy; and the unripe is made into a pickle for the use of the table.

MALUS LIMONIA ACIDA, see *Citrus medica*—m. *Medica*, see *Citrus medica*.

MALVA, *Malva sylvestris*, *M. vulgaris*, *Common Mallow*, (F.) *Mauve sauvage*. The leaves and flowers are chiefly used in fomentations, cataplasms, and emollient enemata. Its properties are demulcent.

Malva rotundifolia, *Mal'achê*, *Mol'ochê*, has like virtues; as well as the other varieties.

MALVAVISCUM, *Althæa*.

MALVERN, WATERS OF. The village of Great Malvern, (pronounced *Maw'vern*.) in *Worcestershire*, *England*, has for many years been celebrated for a spring of remarkable purity, which has acquired the name of the *Holy well*. It is a carbonated water; containing carbonates of soda and iron, sulphate of soda, and chloride of sodium, and is chiefly used externally, in cutaneous affections.

MAMA-PIAN. An ulcer of a bad aspect, which is the commencement of the pian; and which, after having destroyed the flesh, extends to the bones. It is also called the *Mother of Pians*;—*La mère des pians*.

MAMEI, *Mamoe*, *Momin* or *Toddy Tree*. From incisions made in the branches of this West Indian tree, a copious discharge of pellucid liquor occurs, which is called *momin* or

Toddy wine. It is very diuretic, and is esteemed to be a good antilithic and lithontriptic.

MAMELLE, Mamma.

MAMELON, Nipple.

MAMELONNE, Mammillated.

MAMELONS DU REIN, Papillæ of the kidney.

MAMILLA, see Mamma.

MAMMA, from *mamma*, one of the earliest cries of the infant, ascribed to a desire for food. *Masthos*, *Mastus*, *Mazos*, *Thelz*, *Titthos*, *Ruma*, *Uber*. The female breast, (*Mammilla*, *Mamilla* being the male breast,) (F.) *Mamelle*. A glandular organ, proper to a class of animals—the *mammalia*—and intended for the secretion of milk. The *mammæ* exist in both sexes, but they acquire a much greater size in the female; especially during pregnancy and lactation. In women, before the age of puberty, the breasts are but little developed. At this period, however, towards the central part of each breast, the skin suddenly changes colour, and assumes a rosy tint. It is of a reddish brown in women who have suckled several children. This circle has a rugous appearance, owing to the presence of sebaceous glands, and is called *Auræola* or *Aurêola*. These glands furnish an unctuous fluid for defending the nipple from the action of the saliva of the sucking infant. In the midst of the aureola is the nipple, a conoidal eminence, of a rosy tint, susceptible of erection, and at the surface of which the galactophorous ducts open. Besides the skin covering them, the breasts are, also, composed of a layer of fatty cellular tissue, more or less thick; of a large gland; excretory ducts; vessels, nerves, &c. See Mammary.

The breasts are called the *bosom*, (F.) *Sein*.

MAMMARY, *Mamma'rius*, from *mamma*, 'the breast.' Relating to the breasts.

MAMMARY ABSCESS, Mastodynia apostematosa.

MAMMARY ARTERIES are three in number. They are distinguished into—1. The *Internal Mammary*; *Artéria sternalis*, *A. Sows-sternal* (Ch.) *Internal thorac'ic*. It arises from the subclavian and descends obliquely inwards, from its origin to the cartilage of the third rib. Below the diaphragm it divides into two branches; the one *external*, the other *internal*. From its origin until its bifurcation, it gives branches to the muscles and glands of the neck, to the thymus, mediastinum, pericardium, and œsophagus. In each intercostal space, it gives off *internal* and *external musculo-cutaneous* branches, and also, on each side, the *superior diaphragmatic*. Its two ultimate branches are distributed on the parietes of the abdomen, and anastomose with the external mammary, intercostal, lumbar, circumflexa ilii, and epigastric arteries. 2. The *External Mammary Arteries* are two in number, and are distinguished into *superior* and *inferior*. The *superior external mammary*, *First of the thoracics* (Ch.), *Superior external thoracic*, *Superior thoracic*, is furnished by the axillary artery. It descends obliquely forwards between the pectoralis major and pectoralis minor, to which it is distributed by a considerable number of branches. The *inferior external mammary*, the *second of the thoracics* (Ch.), *Long or inferior thoracic*, arises from the axillary artery, a little below the preceding.

It descends vertically over the lateral part of the thorax; curves, afterwards, inwards; becomes subcutaneous and divides into a number of branches, which surround the breast. It gives branches to the pectoralis major, serratus major-anticus, the intercostal muscles, the glands of the axilla and the integuments of the breast.

MAMMARY GLAND is the secretory organ of the milk. It is situate in the substance of the breast, to which it gives shape and size. The tissue of this gland results from the assemblage of lobes of different size, united intimately by a dense cellular tissue. Each of these is composed of several lobules, formed of round granulations, of a rosy white colour, and of the size of a poppy seed. The glandular grains give rise to the radicles of the excretory canals of the mamma, which are called *galactophorous* or *lactiferous*. These excretory vessels unite in ramusculi, rami, and in trunks of greater or less size; collect towards the centre of the gland; are tortuous, very extensible and semi-transparent. All terminate in sinuses, situate near the base of the nipple, which are commonly from 15 to 18 in number. These sinuses are very short, conical, and united by cellular tissue. From their summits, a fasciculus of new ducts sets out, which occupy the centre of the nipple and open separately at its surface. The arteries of the mammary gland come from the thoracic, axillary, intercostal, and internal mammary. The veins accompany the arteries; the nerves are furnished by the intercostals, and brachial plexus; the lymphatic vessels are very numerous, and form two layers. They communicate with those of the thorax, and pass into the axillary ganglions.

MAMMARY SARCOMA, *Mastoid sarcoma* of Abernethy, *Emphy'ma sarcoma mamma'rium*. A tumour, of the colour and texture of the mammary gland; dense and whitish; sometimes softer and brownish; often producing, on extirpation, a malignant ulcer with indurated edges. Found in various parts of the body and limbs.

MAMMARY VEINS follow the same course as the arteries, and have received the same denominations. The *internal mammary vein*, of the right side, opens into the superior cava; that of the left, into the corresponding subclavian vein. The *external mammary veins* open into the axillary vein.

MAMM'E'A AMERICA'NA. The systematic name of the tree on which the *mammee* fruit grows. This fruit has a delightful flavour when ripe; and is much cultivated in Jamaica, where it is generally sold in the markets as one of the best fruits of the island.

MAMMELLA, Nipple.

MAMMIFORM; Mastoid.

MAMMILLA, Mamma (male,) Nipple.

MAMMILLÆ MEDULLARES, see Mam-millary.

MAMMILLARIS, Mastoid.

MAMMILLARY, *Mammilla'ris*, from *Mammilla*, 'a small breast, a nipple.' See Mastoid.

MAMMILLARY EM'INENCE is a name given, 1. To more or less marked prominences on the inner surface of the bones of the cranium, which correspond to the anfractuositities of the cranium. 2. To white, round, medullary tubercles, of the size of a pea, situate at the base of

the brain, behind the gray substance from which the *Tige pituitaire*, of the French anatomists, arises. These *Mammillary Tubercles*, *Corpora albicansia*, *C. Candicansia*, *C. Mammillaria*, *Mammillæ medullares*, *Prominentiæ albican-tes*, *Processus mammillares cerebri*, *Protensio-nes glandulares*, *Eminentiæ candicantes*, *Pituitæ eructum fornicis bulbi*, *Willis's Glands*, (F.) *Bulbes de la voûte à trois piliers*, *Tubercles pistiformes*, (Ch.) are united to each other by a small grayish band, which corresponds with the third ventricle. They receive the anterior prolongations of the fornix. Some ancient anatomists, taking the nervous trunks, to which Willis first gave the name of *olfactory nerves*, for simple appendages of the brain, called them, on account of their shape, *Carunculæ mammillares*. Vesalius, Fallopius, Columbus, and several others, termed them *Processus mammillares cerebri ad nares*.

MAMMILLATED, (F.) *Mamelonné*, from *mamma*, 'the female breast.' That which has mammiform projections on its surface.

MAMMILLATED LIVER, Cirrhosis.

MAMMO'SUS, from *Mamma*, 'breast.' Having large breasts.

MAMOE, Mamei.

MAN, Aner, Anthropos, Homo.

MAN-IN-THE-GROUND, *Convolvulus panderatus*.

MANCHE D'HIPPOCRATE, *Chausse*.

MANCURANA, *Origanum*.

MANDIBULA, Maxillary bone.

MANDIBULARIS MUSCULUS, *Masseter*.

MANDO, *Glutton*.

MANDRAGORA, *Atropa mandragora*.

MANDRAGORITES, from *μανδραγορα*, the *Atropa mandragora* or mandrake. Wine in which the roots of mandrake have been infused.

MANDRAKE, *Atropa mandragora*, *Podophyllum peltatum*, *P. montanum*.

MANDUCATIO, *Mastication*—m. *Difficilis*, *Bradymasesis*.

MANDUCATORY NERVE, see *Trigemini*.

MANGANESE, BLACK OXIDE OF, *Manganessii oxidum*, *M. Binoxidum*, *Tetroxide of manganese*, *Magne'sia nigra*, *Manganesium vitriolum*, *M. oxydatum nativum* seu *nigrum*, *Manganesium ochraceum nigrum*, *M. oxydatum nativum*, *Manganum oxydatum nativum*, *Molybdænum magnessii*, *Oxides man'gani nat'va*, *Peroxydum manganessii nigrum nativum*, *Superoxydum manganicum*, (F.) *Oxyde noir de manganèse*. This oxide is not much used in medicine. It has been advised to dust the affected parts, in tinea capitis, with the powder.

MANGANESE, OXYDE NOIR DE, *Manganese*, black oxide of.

MANGANESE, SULPHATE OF, *Manganessii Sulphas*, *M. Protoxidi Sulphas*, *Sulphate of Protoxide of Manganese*. A rose-coloured and very soluble salt, isomorphous with sulphate of magnesia. It is prepared on a large scale for the use of the dyer, by heating in a close vessel, peroxide of manganese and coal, and dissolving the impure protoxide thus obtained in sulphuric acid, with the addition of a little chlorohydric acid towards the end of the process. The solution is evaporated to dryness, and again exposed to a red heat, by which the persulphate of iron is decomposed. Water

then dissolves the pure sulphate of manganese, leaving the oxide of iron behind.

This salt has been recently recommended as a cholagogue, in doses of a drachm or two.

MANGANESE, TETROXIDE OF, *M. Black oxide of*.

MANGANESII BINOXIDUM, *Manganese*, black oxide of—m. *Oxidum*, *Manganese*, black oxide of—m. *Peroxydum nigrum nativum*, *Manganese*, black oxide of—m. *Protoxidi sulphas*, *Manganese*, sulphate of—m. *Sulphas*, *Manganese*, sulphate of.

MANGANESEI OCHRACEUM NIGRUM, *Manganese*, black oxide of—m. *Oxydatum nativum seu nigrum*, *Manganese*, Black oxide of—m. *Vitriolorum*, *Manganese*, black oxide of.

MANGANI OXODES NATIVA, *Manganese*, black oxide of.

MANGANICUM SUPEROXIDUM, *Manganese*, black oxide of.

MANGANUM OXYDATUM NATIVUM, *Manganese*, black oxide of.

MANGIFERA INDICA. The *Mango tree*, (F.) *Manguier*. A tree cultivated over Asia, and in South America. Mangos, when ripe, are juicy; of a good flavour; and so fragrant as to perfume the air to a considerable distance. They are eaten, either raw or preserved with sugar. From the expressed juice a wine is prepared; and the remainder of the kernel can be reduced to an excellent flour for bread.

MANGO TREE, *Mangifera Indica*.

MANGONISATIO, *Falsification*.

MANGONIUM, *Falsification*.

MANGOSTAN, *Garcinia mangostana*.

MANGOSTANA, *Garcinia mangostana*.

MANGOUSTAN, *Garcinia mangostana*.

MANGUIER, *Mangifera Indica*.

MANI, *Arachis hypogæa*.

MANIA, *Furor*, *Hemianthro'pia*, *Furor mania*, *Insania*, *Delirium maniacum*, *Ephro'nia mania*, *Delirium mania*, *D. furiosum*, *Mania univ'ersalis*, *Vesania mania*, (F.) *Manie*, *Hyperphrenie*, *Raving* or *furious madness*; from *μαῖναι*, 'I am furious.' With some, it means *insanity*. Disorder of the intellect, in which there is erroneous judgment or hallucination, which impels to acts of fury. If the raving be not directed to a single object, it is mania properly so called; if to one object, it constitutes *monomania*, which term is, however, usually given to melancholy. Mania attacks adults chiefly; and women more frequently than men. The prognosis is unfavourable. About one-third never recover; and they who do are apt to relapse. *Separation* is one of the most effective means of treatment, with attention to the corporeal condition and every thing that can add to the mental comfort of the patient, and turn his thoughts away from the subjects of his delusion. In the violence of the paroxysms, recourse must be had to the strait waistcoat, the shower bath, &c. Separation should be continued for some weeks during convalescence, with the view of preventing a relapse.

MANIA, DANCING. *Dancing plague*. A form of convulsion, which has appeared, at various times, epidemically under the form of *St. Vitus's dance*, *St. John's dance*, *Tarantism*, *Hysteria*, *Tigretier* (in *Abyssinia*), and diseased

sympathy; and which has been fully described by Hecker in his 'Epidemics of the Middle Ages.' See *Convulsionnaire*.

A form of convulsion, induced by religious phrenzy, has been vulgarly called the *Jerks*.

MANIA EPILEPTICA, see Epilepsy—m. Erotica, Erotomania—m. Lactea, M. puerperal—m. Melancholica, Melancholy—m. a Pathemate, Empathema—m. a Potù, Delirium tremens.

MANIA, PUERPERALIS, *Ma'nia puerperarum acuta*, M. puerperalis, M. lactea, *Insania puerperarum*, *Encephalopathia puerperalis*, *Puerperal Insanity*. Mania which supervenes in the childbed state.

MANIA PUERPERARUM ACUTA, M. puerperal—m. sine Delirio, Pathomania—m. a Temulentia, Delirium tremens—m. Pellagria, Pellagra.

MANIACUS, Maniodes.

MANICA HIPPOCRATIS, *Chausse*.

MANIE, Mania—m. Sans délire, Empathema.

MANIGUETTA, Amomum grana paradisi.

MANIBAR, Jatropha manihot.

MANILUVIUM, *Manulu'vium*, from *manus*, 'the hand,' and *lavo*, 'I wash.' A bath for the hands. It may be rendered stimulating by means of muriatic acid, mustard, &c.

MANIOC, Jatropha manihot.

MANIODES, *Mani'acus*, *Mani'acul*. One labouring under mania; *Hemianthropus*, *Furiosus*, *Furibundus*, *Lyssas*, *Lysseter*.

MANIPULATION, from *manus*, 'a hand.' Mode of working in the arts.

MANIPULUS, (F.) *Poignée*. The quantity of a substance capable of filling the hand. A handful. See *Fasciculus*.

MAN-MIDWIFE, Accoucheur.

MANNA, see *Fraxinus ornus*—m. Briançon, see *Pinus larix*—m. Calabrina, see *Fraxinus ornus*—m. Croup, *Semolina*—m. Metallorum, *Hydrargyri submurias*.

MANNEQUIN, Fantom.

MANNIKIN, Fantom.

MANNIN, see *Fraxinus ornus*.

MANNITE, see *Fraxinus ornus*.

MANGEVRE (F.), from *main*, 'the hand,' and *œuvre*, 'work.' *Operatio chirurgica vel obstetrica*. The practice of surgical or obstetrical operations on the dead body or phantom.

MANSFORD'S PLATES, see Galvanism.

MANSORIUS, Buccinator.

MANSTUPRATIO, Masturbation.

MANTELE, Bandage (body).

MANTIA, *Mantica*, *Mantioë*, in English, *mancy*; a common suffix, denoting 'divination;' *Divinatio*, *Prædivinatio*, *Præsigium*.

MANTILE, Bandage (body).

MANTLE, Panniculus carnosus.

MANUBRIUM, from *manus*, 'a hand.' The handle of any thing—as *manubrium mall'ei*, *pediculus mall'ei*, 'the handle of the malleus.'

MANUBRIUM, *Chasse*—m. *Manus*, *Radius*.

MANUBRIUM STERNI. The uppermost broad part of the sternum.

MANULUVIUM, Bath, hand, *Maniluvium*.

MANUS, *Choir*, *Chir*, *Instrumentum Instrumentorum*, (F.) *Main*. The hand. The part which terminates the upper extremity in man, and which is inservient to prehension and touch. It extends from the fold of the wrist to the extremity of the fingers. The hand is sustained by a bony skeleton, composed of a number of

pieces, movable on each other; of muscles, tendons, cartilages, ligaments, vessels, nerves, &c. It is divided into three parts—the *carpus* or wrist, the *metacarpus*, and *fingers*. Its concave surface is called the *palm*; the convex surface the *back of the hand*. The facility of being able to oppose the thumb to the fingers in order to seize objects forms one of the distinctive characters of the human hand.

MANUS CHRISTI PERLATA. A name anciently given to troches, prepared of pearls and sugar of roses. They were called *Manus Christi simplices*, when pearls were not employed.

MANUS DEI. An ancient plaster, prepared of wax, myrrh, frankincense, mastich, Gum ammoniac, Galbanum, oil, &c. See Opium.

MANUS HEPATIS, Porta vena—m. Jecoris, Porta vena—m. Parva majori adjutrix, see *Digitus*.

MANUSTUPRATIO, Masturbation.

MANUSTUPRATOR, Masturbator.

MANYPLIES, Omasum.

MAPLE, Acer saccharinum—m. Ground, *Heuchera cortusa*.

MARAIIS, Marsh.

MARANTA ARUNDINACEA, Arrow root.

MARANTA GALANGA, *Alpinia galanga*, *Amomum galanga*, *Galanga*. The smaller *galangal*. Two kinds of galangal are mentioned in the pharmacopœias;—the greater obtained from *Kæmpferia galanga*, and the smaller, from the root of *Maranta galanga*. The dried root is brought from China, in pieces, from one to two inches in length, but scarcely half as thick; branched; full of knots and joints, with several circular rings, of a reddish brown colour, on the outside, and brownish within. It was formerly much used as a warm stomachic bitter; and generally ordered in bitter infusions.

MARASCHINO, see Spirit.

MARASMOFYRA, *Febbris marasmodes*, from *μαρasmus*, 'marasmus,' and *πυρ*, 'fever.' Fever of emaciation in general. Hectic fever.

MARASMUS, Atrophy—m. Phthisis, Phthisis pulmonalis.

MARASMUS SENI'LIS, *Tabes senum*. Progressive atrophy of the aged.

MARASMUS TABES, *Tabes*—m. *Tabes dorsalis*, *Tabes dorsalis*.

MARATHRITES, from *μαραθρον*, 'fennel.' Wine impregnated with fennel.

MARATHROPHYLLUM, Peucedanum.

MARATHRUM, Anethum—m. Sylvestre, Peucedanum.

MARAUGIA, Metamorphopsia.

MARBLE, Marmor.

MARBRE, Marmor.

MARC, Magma.

MARCASTA, Bismuth—m. Alba, Bismuth, subnitrate of—m. Plumbea, Antimonium.

MARCASTÆ MAGISTERIUM, Bismuth, subnitrate of.

MARCHANTIA POLYMORPHA, *Hepat'ica fontana*, *Lichen stellatum*, *Jecora'ria*, *Liv'erwort*, (F.) *Hépatique des fontaines*. This plant is mildly pungent and bitter. It is recommended as aperient, resolvent, and antiscorbutic; and is used in diseased liver, &c.

MARCHE LA, Walking.

MARCHIONIS PULVIS, Powder of the

Marquis. A powder, formerly considered to be anti-epileptic; and composed of *Malepæony root*, *Mistletoe*, *Ivory shavings*, *Horn of the hoof of the stag*, *Spodium*, *Tooth of the monodon*, *coral*, &c.

MARCORES, Atrophy, Emaciation.

MARCORY, Stillingia.

MARÉCAGEUX, Elodes.

MAREO, Puna.

MARE'S TAIL, *Hippuris vulgaris*.

MARGA CANDIDA, *Lac luna*. An ancient name for a variety of spongy, white, friable marl, which was employed as an astringent and refrigerant.

MARGARETIZZA, *Scherlieop*.

MARGARITA, Pearl.

MARGARITACEOUS, *Margarita-ceus*, (F.) *Nacré*; from *Margarita*, 'pearl, mother of pearl.' Resembling, or of the nature of, mother of pearl,—as *Leuco'ma Margarita-ceum*; Pearl-like leucoma.

MARGARON, Pearl.

MARGELIS, Pearl.

MARGELLIUM, Pearl.

MARGINI-SUS-SCAPULO-TROCHITÉRIEN, *Teres minor*.

MARGO, *Bord*—m. Dentatus, see *Retina*—m. Orbitalis, see *Orbit*.

MARGUERITE, *PETITE*, *Bellis*—m. *des Prés*, *grande*, *Chrysanthemum leucanthemum*.

MARENBAD, MINERAL WATERS OF. Celebrated springs in Bohemia. The *Kreuzbrunn* contains sulphate of soda, carbonate of iron, and carbonic acid.

MARIGOLD, DIAMOND FIG, *Mesembryanthemum crystallinum*—m. Garden, *Calendula officinalis*—m. Single, *Calendula officinalis*—m. Wild, *Calendula arvensis*.

MARIS, *μαρ*. Ancient name of a measure, containing 83 pints and 4 ounces.

MARISCA, *Ficus*, *Hæmorrhoid*.

MARJOLAINE, *Origanum majorana*.

MARJORAM COMMON, *Origanum*—m. Wild, *Origanum*—m. Sweet, *Origanum majorana*.

MARJORANA, *Origanum majorana*—m. *Mancrana*, *Origanum*.

MARMALADE, Marmelade.

MARMARYGE, see *Metamorphopsia*.

MARMARYGO'DES, 'brilliant.' An epithet, joined particularly to the word *οφθαλμος*, to indicate a brilliant eye, a flashing eye. An eye which transmits the image of imaginary objects. See *Metamorphopsia*.

MARMELADE, *Marmela'da*, *Marmela'ta*, *Marmalade*, *Miva*. Parts of vegetables, confectioned with sugar, and reduced to a pulaceous consistence.

MARMELADE OF APRICOTS. A marmelade, prepared with two parts of ripe apricots deprived of their stones, and one part of white sugar.

MARMELADE OF FERNEL, M. of Tronchin.

MARMELADE OF TRONCHIN, OF FERNEL. A kind of thick looch, of an agreeable taste, prepared with two ounces of oil of sweet almonds, as much syrup of violets, manna in tears, very fresh pulp of cassia, 16 grains of gum tragacanth, and two drachms of orange flower water. It is used as a laxative, demulcent, and pectoral.

MARMELATA, Marmelade.

MARMOR, *Marble*, *Calcei Car'bonas durus*,

(F.) *Marbre*. White granular carbonate of lime. Used in pharmacy for the preparation of a pure lime, and the disengagement of carbonic acid.

MARMORATA AURIUM, Cerumen.

MARMORYGE, see *Metamorphopsia*—m. Hippocratis, *Hemiopia*.

MAROUTE, *Anthemis cotula*.

MARRIOTT, DRY VOMIT OF. This once celebrated emetic, called *dry*, from its being exhibited without drink, consisted of equal portions of tartarized antimony and sulphate of copper.

MARRONIER D'INDE, *Æsculus Hippocastanum*.

MARROW, *Myelos*, *Medulla*, *Medullary Juice*, *Azwungia de Mumia*, Sax. *mezz*, (F.) *Moëlle*, *Suc'médullaire*. The oily, inflammable, whitish or yellowish juice, which fills the medullary canal of the long bones, the cancellated structure at the extremities of those bones, the diploë of flat bones, and the interior of short bones. The marrow is furnished by the exhalation of the medullary membrane. It is fluid during life, and appears under the form of small points or brilliant grains after death. It is enveloped in the medullary membrane.

MARROW, SPINAL, *Medulla spinalis*—m. Vertebral, *Medulla spinalis*.

MARRUBE BLANC, *Marrubium*—m. *Noir*, *Ballota fetida*.

MARRUBIUM, *Marrubium vulgare*, *M. album*, *Pra'sium*, *Phrasum*, *Horhound*, (F.) *Marrube blanc*. The leaves have a moderately strong, aromatic smell; and a very bitter, penetrating, diffusive, and durable taste. It has often been given in coughs and asthmas, united with sugar. Dose, ℥ss to ℥j, in infusion; dose, of extract, gr. x. to ℥ss.

FORD'S BALSAM OF HOREHOUND is made as follows:—*horehound*; *liquorice root*, aa ℥ij and ℥viij; *water*, q. s. to strain ℥vj. Infuse. To the strained liquor add:—*proof spirit* or *brandy*, ℥l2; *cumpher*, ℥j and ℥ij; *opium* and *benjamin*, aa ℥j; *dried squills*, ℥ij; *oil of aniseed*, ℥j; *honey*, ℥ij and ℥viij—Gray. It is pectoral.

MARRUBIUM, *Leonurus cardiaca*—m. *Nigrum*, *Ballota fetida*.

MARS, *Ferrum*—m. *Solubilis*, *Ferrum tartarizatum*.

MARSEILLES, (CLIMATE OF.) Remarks made upon the climate of Montpellier apply even in greater force to that of Marseilles. It possesses all the objectionable qualities of the climate of south-eastern France.

MARSH, *Limnè*, *Helos*, *Palus*, Sax. *meere*, (F.) *Marais*. Marshy districts give off emanations, which are the fruitful source of disease and the cause of great insalubrity in many countries. The chief disease, occasioned by the malaria or miasm, is intermittent fever. Hence it becomes important to drain such regions, if practicable. Some marshy countries are not so liable to phthisis pulmonalis, and it has been found, that where intermittents have been got rid of by draining, consumption has, at times, become frequent. The most unhealthy periods for residence in a marshy district are during the existence of the summer and autumnal heats; at which times the water becomes evaporated, and the marshy bottom is more or less exposed to the sun's rays. This postulatium seems necessary for the;

production of the miasmata: for whilst the marsh is well covered with water, no miasm is given off.

MARSH POISON, Miasm (marsh)—*m.* Mallow, *Althæa*—*m.* Root, *Statice Caroliniana*—*m.* Tea, *Ledum palustre*.

MARSHALL'S CERATE, see Cerate, Marshall's.

MARSHY, *Elodes*.

MARSUPIUM, *Marsupion*.

MARSUM, *Marsium*, *Marsicum*. An ancient wine of Marsia, in Italy, which was used as an astringent in certain diseases of the mouth.

MARSUPIAL, see *Marsupion*.

MARSUPIALIS, *Ischio-trochanterianus*, *Obturator internus*.

MARSUPIATE, see *Marsupion*.

MARSUPION, *Marsypion*, *Marsippon*, *Marsupium*, *Marsip'tum*, *Sac'culus*. A sac or bag, with which any part is fomented. Also, the abdominal pouch in the kangaroo, opossum, &c., into which the young, born at a very early stage of development, are received and nourished with milk secreted from glands contained within the pouches. Such animals are termed *Marsupial*, *Marsupiate*, *Marsupialia*. See *Generation*.

MARSUPIUM, *Scrotum*—*m.* *Musculosum*, *Dartos*.

MARSYPION, *Marsupion*.

MARTEAU, *Malleus*.

MARTIAL, *Chalybeate*.

MARTIALIS, *Chalybeate*.

MARTIANA POMA, see *Citrus aurantium*.

MARTIANUM UNGUENTUM, (F.) *Onguent de Soldat*, *Soldier's ointment*. This was composed of bay berries, rue, marjoram, mint, sage, warmwood, basil, olive oil, yellow wax, and Malaga wine. It was invented by Martian; and was employed by soldiers as a preservative against cold.

MARTIS LIMATURA, *Ferri limatura*.

MARUM CORTUSI, *Teucrium marum*—*m.* *Creticum*, *Teucrium marum*—*m.* *Syriacum*, *Teucrium marum*—*m.* *Verum*, *Teucrium marum*—*m.* *Vulgare*, *Thymus mastichina*.

MAS, *Male*, *Modiolus*.

MASCHALE, *Axilla*.

MASCHALÆUS, *Axillary*.

MASCHALIS, *Axilla*.

MASCHALISTER, *Axis*.

MASCHALONCUS, *Maschalop'nus*, from *μασχαλη*, 'the axilla,' and *γκυρε*, 'a tumour.' A tumour or bubo or swelling in the axilla.

MASCHALOPANUS, *Maschaloncus*.

MASCULA, *Tribado*.

MASCULUS, *Male*.

MASESIS, *Mastication*.

MASHUA, (S.) A tuberous root, of a flat pyramidal shape, which is cultivated and cooked like the potatoe by the Serranos of Peru. It is watery and insipid, but nevertheless is much eaten by them. The Indians use the mashua as a medicine in dropsy, dyspepsia, and dysentery. The plant is unknown to botanists.—*Tschudi*.

MASK, *Larva*, (F.) *Masque*. A bandage applied over the face, as a sort of mask, in cases of burns, scalds, or erysipelas. It serves to preserve the parts from the contact of air, and to retain topical applications *in situ*. It is made of a piece of linen, of the size of the face, in which apertures are made corresponding to

the eyes, nose, and mouth, and which is fixed by means of strings stitched to the four angles.

MASLACH, *Moslich*, *Am'phion*, *An'fion*. A medicine much used by the Turks, and into the composition of which opium enters. It is excitant.

MASQUE, *Mask*.

MASS, *μαζα*, *Maza*, *Massa*, from *μασσω*, 'I mix.' The compound, from which pills have to be formed.

MASSA, *Mass*—*m.* *Carnea Jacobi Sylvii*, see *Flexor longus digitorum pedis profundus perforans*—*m.* *de Dactylis*, *Paste*, *date*—*m.* *de Extracto glycyrrhizæ*, *Pasta glycyrrhizæ*, &c.—*m.* *de Gummi Arabico*, *Paste*, *marshmallow*—*m.* *de Zizyphorum fructu*, *Paste of jujubes*.

MASSEAGE, *Shampooing*.

MASSEMA, *Mastication*.

MASSEMENT, *Shampooing*.

MASSES APOPHYSAIRES, see *Vertebrae*.

MASSESES, *Mastication*.

MASSETER, from *μασσωμαι*, 'I eat,' 'I chew.' *Musculus mandibularis*, (F.) *Zygomato-maxillaire*. A muscle situate at the posterior part of the cheek, and lying upon the ramus of the lower jaw-bone. It is long, quadrilateral, and is attached, above, to the inferior edge and to the inner surface of the zygomatic arch; below, it terminates at the angle of the jaw, and at the outer surface and inferior margin of the ramus of that bone. It is composed of an intermixture of fleshy and aponeurotic fibres. Its office is to raise the lower jaw, and to act in mastication.

MASSETER INTERNUS, *Pterygoideus internus*.

MASSETERIC, *Mas'seterine*, *Mas'setericus*, *Mas'seterinus*. Relating or belonging to the masseter muscle.

MASSETERINE ARTERY arises from the trunk of the internal maxillary or temporalis profunda posterior, and is distributed to the masseter muscle, after having passed, horizontally, through the sigmoid notch of the lower jaw-bone.

MASSETERINE NERVE is given off from the inferior maxillary branch of the fifth pair. It passes through the sigmoid notch, and is distributed on the inner surface of the masseter. In luxation of the lower jaw, this nerve is strongly stretched, and considerable pain, consequently, produced.

MASSETERINE VEIN has the same distribution as the artery. It opens into the internal maxillary vein.

MASSETERINUS, *Masseteric*.

MASSICOT, *Plumbi oxydum semivitreum*.

MASSING, *Shampooing*.

MASULA, *Molecule*.

MASTADENITIS, *Mastitis*.

MASTALGIA, *Mastodynia*.

MASTAX, *Mystax*.

MASTEMA, *Masticatory*.

MASTERWORT, *Heracleum lanatum*, *Imperatoria*, *Angelica atropurea*.

MASTESIS, *Mastication*.

MASTHELICOSIS, *Mastodynia apostematosa*.

MASTHOS, *Mamma*.

MASTICATION, *Mastica'tio*, *Mase'sis*, *Masse'sis*, *Masse'ma*, *Maste'sis*, *Manduca'tio*, *Commanduca'tio*, from *μαστω*, 'I chew.' The action of chewing or bruising food, to prepare it for the digestion it has to undergo in the stomach. This is executed by the joint action

of the tongue, cheeks, and lips, which push the alimentary substance between the teeth; and by the motions of the lower jaw it is cut, torn, or bruised.

MASTICATORY, *Masticato'rium*, *Maste'ma*, *Diamaste'ma*. Same etymon. A substance, chewed with the intention of exciting the secretion of saliva.

MASTICATORY NERVE, see Trigemini.

MASTICH, see *Pistacia lentiscus*—m. Herb, common, *Thymus mastichina*—m. Herb, Syrian, *Teucrium marum*—m. Tree, *Pistacia lentiscus*.

MASTICHINA GALLORUM, *Thymus mastichina*.

MASTIGODES HOMINIS, *Trichocephalus*.

MASTIGOSIS, *Flagellatio*. Flagellation, scourging; and by the ancients as a remedy in many diseases.

MASTITIS, *Mastö'ttis*, *Inflamma'tio Mam'mæ*; *Mastadeni'tis*, (F.) *Inflammation des Mammelles*, from *μαστος*, 'the breast,' and *itis*, denoting inflammation. Inflammation of the breast.

MASTITIS APOSTEMATOSA, *Mastö'dynia apostematosa*.

MASTIX, see *Pistacia lentiscus*.

MASTODES, Mastoid.

MASTODYNIA, *Mastalgia*, from *μαστος*, 'the breast,' and *δύνη*, 'pain.' Pain in the breasts; a form of neuralgia.

MASTODYNIA APOSTEMATOSA, *Phleg'monë Mammæ*, *Mastelco'sis*, *Masti'tis apostematosa*, *Galactoposte'ma*, *Galactomastoparecto'ma*, *Absces'sus Mam'mæ*, *A. lacteus*, *Phleg'monë Mastö'dyn'ia*, *Abscess of the Breast*, *Mam'mary Abscess*, *Weed in the Breast*. Phlegmonous inflammation of the breasts, running on to suppuration. It is one of the best examples of acute phlegmonous inflammation, and requires the active use of appropriate treatment.

MASTODYNIA POLYGALA, *Sparganosis*—m. *Polygala*, *Mastospargosis*.

MASTOID, *Mastö'des*, *Masto'des*, *Mastö'deus*, *Mammillaris*, *Papilli-ant-mammilli-formis*, *Mammiformis*, *Mam'miform*, from *μαστος*, 'a breast,' and *ειδος*, 'form, resemblance.' Having the form of a nipple: Also, that which relates to the mastoid process, *Mastö'deus*.

MASTOID APERTURE:—the opening of communication between the cavity of the tympanum and the mastoid cells.

MASTOID CELLS, *Antrum mastöidcum*, *Mastöid Sinus*. These are situate in the mastoid process; communicate with each other, and open into the cavity of the tympanum. Their use seems to be to increase the intensity of sound.

MASTOID FORAMEN is situate behind the mastoid process, and gives passage to a small artery of the dura mater, as well as to a vein which opens into the lateral sinus.

MASTOID FOSSA, (F.) *Gouttière mastöidienne*, is a depression at the inner surface of the mastoid portion of the temporal bone, which forms part of the lateral sinus.

MASTOID OF DIGASTRIC GROOVE, (F.) *Rai-nure mastöidienne ou digastrique*, is a groove, situate at the inner side of the mastoid process, which affords attachment to the posterior belly of the digastric muscle.

MASTOID MUSCLE, POSTERIOR, *Splenius*.

MASTOID OF MAM'MIFORM OR MAM'MILLARY

Process, *Pars mastöidea*, is situate at the inferior and posterior part of the temporal bone, and gives attachment to the digastric and mastoid muscles.

MASTOIDEUS, *Sterno-cleido-mastöideus*—m. *Lateralis*, *Complexus minor*.

MASTOÏDO-CONCHINIEN, *Retrahens auris*—m. *Génien*, *Digastricus*—m. *Hyogénien*, *Digastricus*—m. *Oriculaire*, *Retrahens auris*.

MASTONCUS, *Thelon'cus*, from *μαστος*, 'the breast,' and *ωνκος*, 'a tumour.' A tumefaction of the nipple, or of the breast itself.

MASTONCUS POLYGALACTICUS, *Mastospargosis*.

MASTOPATHIA, from *μαστος*, 'the breast,' and *παθος*, 'disease.' An affection of the breast.

MASTORRHA'GIA, from *μαστος*, 'the breast,' and *ρρρημι*, 'to flow.' An unusual flow of milk.

MASTOS, *Mamma*.

MASTOSPARGOSIS, *Mastödyn'ia polyg'ala*, *Maston'cus polygalacticus*, from *μαστος*, 'the breast,' and *σπαργω*, 'I am full to bursting.' Fulness of the breasts with milk, so that they are ready to burst.

MASTURPATIO, *Masturbation*.

MASTURBATION, *Cina'dia*, *Gargallë*, *Gargalus*, *Gargalis'mus*, *Mastupra'tio*, *Manustupra'tio*, *Manustupra'tio*, from *manus*, 'the hand,' and *stupro*, 'I ravish;' *Ona'ria*, *On'anism*, *Edeogargaris'mus*, *Edeogargalus*, *Anaplas'mus*, *Gaudia fada*, *Vol'untary Pollu'tion*, *Self Pollution*, (F.) *Abus de soi-même*, *Atouchement*. Excitement of the genital organs by the hand.

MASTURBATOR, *Mastupra'tor*, *Manustupra'tor*: same etymon. One given to masturbation.

MASTUS, *Mamma*.

MAT (F.), Dull.

MATSON, (F.) A dull sound. The obscure noise, afforded in certain diseases when any part, as the chest, is percussed. It has been compared to that produced when the thigh is struck. It is opposed to the *Son clair*, or 'clear sound.'

MATE, see *Ilex Paraguensis*.

MATER, *Uterus*—m. *Dura*, *Dura mater*—m. *Herbarum*, *Artemisia vulgaris*—m. *Metal-lorum*, *Hydrargyrum*—m. *Mollis*, *Pia mater*—m. *Perlarum*, see *Pearl*—m. *Pia*, *Pia mater*—m. *Secalis*, *Ergot*—m. *Tenuis*, *Pia mater*.

MATERIA, *Matter*—m. *Fibrosa*, *Fibrin*.

MATERIA MEDICA, *Pharmacolog'ia*, *Pharmacology*, *Acol'ogy* or *Akol'ogy* or *Aceolog'ia*, *Hylë Iatricë*, *Iamatolog'ia*, *Iamatol'ogy*, (F.) *Matière Médicale*. The division of medical science which treats of the knowledge of medicines; their action on the animal economy, and mode of administration. The study of the *Materia Medica* is one of great importance;—it is a study of the tools with which the practitioner has to work in the cure of disease. Much labour has been spent in contriving classifications of the *Materia Medica*. Some have arranged the articles according to their natural resemblances: others, according to their real or presumed virtues: others according to their active constituent principles. The *Pharmacopœias* place them alphabetically. Perhaps the best classification would be one founded on the agency exerted by the articles on the different tissues; but this arrangement, in the present state of science, is by no means easy: and moreover,

Ideas in regard to the action of medicines are so associated with certain terms,—as narcotics, tonics, sedatives, &c., employed to denote certain operations, which they are esteemed capable of producing, that, to abandon them, would be to throw obstacles in the way of the student, without the ultimate advantage accruing to him of possessing a better knowledge of the *modus operandi* of medicines than when a classification, somewhat resembling those usually embraced, is adopted.

The following is the classification given by the Author, in his "General Therapeutics," (Philadelphia, 1836.)

CLASSIFICATION OF THERAPEUTICAL AGENTS.

I. VITAL AGENTS.	Excitants.	Increasing action generally, or locally, or both.	Excitants proper,
			Tonics,
	Sedatives.	Diminishing action directly or indirectly.	Anthelmintics,
			Astringents,
			Emetics,
			Cathartics,
			Emmenagogues,
			Abortives,
			Diaphoretics,
			Errhines,
			Sialogogues,
			Diuretics,
			Expectorants,
			Sorbefaciants,
			Revellents,
			Antispasmodics.
			Sedatives proper,
			Narcotics,
			Refrigerants.
			Nauseants.
			Antacids,
			Antalkalies,
			Antilitics,
			Disinfectants.

II. CHEMICAL AGENTS.

III. MECHANICAL AGENTS.

In his "General Therapeutics and Materia Medica," however, he has adopted the following classification, to harmonize more with the arrangement in his Practice of Medicine.

1. Agents that affect prominently the alimentary canal or its contents,	Emetics,
2. Agents that affect prominently the respiratory organs,	Cathartics,
	Anthelmintics.
3. Agents that affect prominently the follicular or glandular organs,	Expectorants.
4. Agents that affect prominently the nervous system,	Errhines,
5. Agents that affect prominently the organs of reproduction,	Sialogogues,
	Diuretics,
	Antilitics,
	Diaphoretics.
6. Agents that affect various organs,	Narcotics,
	Tetanus,
	Antispasmodics.
7. Agents whose action is prominently chemical,	Emmenagogues,
	Parturificants.
	Excitants,
	Tonics,
	Astringents,
	Sedatives,
	Refrigerants,
	Revellents,
	Eutrophia.
	Antacida,
	Antalkalies,
	Disinfectants.

8. Agents whose action is { Demulcents, prominently mechanical, { Diluents.

Of old, the *Materia Medica* consisted of more articles than at present. The tendency, indeed, is, and must be, to diminish it still farther; to get rid of those articles which possess no advantages over others equally common, or whose properties are doubtful. In a dictionary, it becomes necessary to insert all that have been reputed to possess virtues; but the majority are unnecessary. The catalogue might be largely reduced, with impunity:

MATERIA MORBOSA, *M. Peccans*, *Materiae Morbi*. Morbid matter. The matter or material which is the cause of disease.

MATERIA OSSEA, *Terra Ossea*—*m. Peccans*, *M. Morbosa*—*m. Salina*, see *Saliva*—*m. Testacea dentium*, see *Tooth*—*m. Urinosa*, *Urea*.

MATERIALISTA, *Druggist*.

MATERIAUX IMMÉDIATS, Principles, immediate.

MATERIES, Matter—*m. Morbi*, *Materia morbosa*.

MATHEW'S PILLS, *Pilulae ex helleboro et myrrha*.

MA'TIAS. The bark of a South American tree, not yet determined. It is used in its native country in intermittents, and as a tonic generally. Its principal characteristic constituent is a bitter resinous matter. It is probably the same as the *Malambo bark*.

MATICO, *Yerba del Soldado* or *Soldier's weed*. A South American herb—*Piper angustifolium* or *Artan'thè elongata*—which is possessed of astringent virtues, and is used both internally and externally. It is given in *infusion* made of one ounce of the leaves to a pint of boiling water, of which the dose is f. ʒiiss, or in *tincture*, made of ʒiiss of the leaves to a pint of dilute alcohol.

MATIERE, Matter—*m. Cérébriforme*, *Encephaloid*—*m. Extractive du Bouillon*, *Osmazone*—*m. Médicale*, *Materia Medica*—*m. Perle de Kerkring*, *Antimonium diaphoreticum*—*m. Pulmonaire noire*, see *Pulmo*.

MATLOCK, MINERAL WATERS OF. Matlock is a village in Derbyshire, England, to which there is a mineral spring of the acidulous class. Temperature 66°. It differs but little, except in temperature, from good spring water. It is generally used as a tepid bath.

MATONIA CARDAMOMUM, *Amomum cardamomum*.

MATORIUM. Ammoniac, gum.

MATRACIUM, *Matrass*, *Urinal*.

MATRASS, *Mutra'cium*. A glass vessel with a long neck; and a round, and sometimes oval, body. It may be furnished with tubulurea or not. It is used in *Pharmacy* for distillation, digestion, &c.

MATRES CEREBRI, *Meninges*.

MATRICAIRE, *Matricaria*.

MATRICALIS, *Matricaria'rius*, from *matrrix*, 'the uterus.' Relating to the uterus.

Matricaria are remedies for diseases of the uterus.

MATRICA'RIA, from *matrrix*, 'the womb;' so called from its reputed virtues in affections of that organ; *Matricaria Parthe'nium*, *Parthe'nium febrif'ugum*, *Py'rethrum parthe'nium*,—*Chrysanth'enum parthe'nium*, *Argyroche'ia*, *Chrysoe'alis*, *Fever-few*, *Feather-few*, *Mother-wort*, (F.) *Matricaire*. It resembles, in its

properties, chamomile and tansy; and, like them, has been esteemed tonic, stomachic, resolvent, emmenagogue, vermifuge, &c. It is not much used.

MATRICA'RIA *CHAMOMIL'LA*, *Chamæmelum Vulgare*, *Chamomil'la nostras*, *Leucanthemum* of Dioscorides; *Wild Corn*, *Dog's Chamomile*, *German Chamomile*, (F.) *Camomille vulgaire*. It resembles the *Matricaria* in properties.

MATRICARIA, *Anthemis nobilis*.

MATRICE, Uterus—*m. Col de la*, *Collum uteri*.

MATRISYLVA, *Asperula odorata*.

MATRIX, *Cyblastema*, Uterus—*m. Unguis*, see *Nail*.

MATRONA, *Midwife*.

MATRONALIS, *Viola*.

MATTEE, see *Ilex Paraguensis*.

MATTER, *Mate'ria*, *Hyle*, *Mate'ries*, (F.) *Matiere*. Any substance which enters into the composition of a body. In *Medicine*, it is sometimes applied to the substance of evacuations; and is also used synonymously with pus.

MATTING OF PARTS, *Hapantismus*.

MATULA, *Urinal*.

MATURATIO, *Maturatio*, from *maturare*, 'to ripen' *Pepasmos*, *Pepansis*. Progression of an abscess towards maturity. The state of maturity. *Coction*.

MATURATIF, *Maturative*.

MATURATIVE, *Maturans*, *Pepanticos*, (F.) *Maturatif*. A medicine which favours the maturation of an inflammatory tumour.

MATURATUS, *Concocted*.

MATURITY, *Maturitas*, *Horæotes*. The state of fruits and seeds, when comparatively developed. State of an abscess, in which the pus is completely formed.

MATURITY, *PRECOCIOSUS*, *Præotia*.

MAUDLIN, *Achillea ageratum*—*m. Tansey*, *Achillea ageratum*—*m. Wort*, *Chrysanthemum leucanthemum*.

MAUVE SAUVAGE, *Malva*.

MAUX DE NERFS, *Hysteria*.

MAXILLA, *Maxillary Bone*.

MAXILLARY, *Maxilla'ris*, (F.) *Maxillaire*, from *maxilla*, 'a jaw.' Relating or belonging to the jaws; from *μασσω*, 'I chew.'

MAXILLARY ARTERIES are three in number. 1. *External maxillary*. See *Facial*. 2. *Internal maxillary*—*A. Gutturum-maxillaire*, (Ch.) This arises from the external carotid with the temporal. It is remarkable for its complex course, and for the number of branches which it transmits to the deep-seated parts of the face. Immediately after its origin, it buries itself under the neck of the lower jaw, curving inwards and downwards. It then advances directly inwards; proceeding in the space between the two pterygoid muscles towards the *maxillary tuberosity*. It turns again, becomes vertical, and ascends into the bottom of the zygomatic fossa, until, having arrived at the floor of the orbit, it takes a horizontal and transverse direction; enters the sphenomaxillary fossa, and divides into several branches. See *Artery*. (Table.)

MAXILLARY BONE, *Maxilla*, *Mandib'ula*, *Gamphelè*, *Gnathus*, *Mola*, *Stagon*, 'jaw.' (F.) *Machoire*. A name given to two bones, which support the teeth, and, by means of them, are inservient to the cutting, bruising, and tearing of alimentary substances.

The maxillary bones are two in number.

MAXILLARY BONE, INFERIOR, *Lower jaw-bone*, *Os Maxilla're inferius*, *Machoire diacranienne*, *Maxilla inferior*, (F.) *Os maxillaire*, (Ch.) is a symmetrical, nearly parabolic bone, the middle portion of which is horizontal, and called the *body*; and the posterior is vertical, the angular portions being termed *Rami* or *branches*. These have behind a *parotidean edge*, which forms—by uniting with the base—the *angle of the jaw*. The branches terminate above by two processes, separated by the *sigmoid notch* or *fossa*; the anterior of which is called the *coronoid*; the posterior, the *condyloid process* or *maxillary condyle*, supported by a *Cervix*, *Collum* or *Neck*. The chief parts observed on the lower jaw are—1. *Externally*,—the *Symphysis menti*, *Apophysis menti*, *Mental foramen*, and the *external oblique line*.—2. *Internally*,—the *Geniapophysis*, the *internal* or *Myloid oblique lines*, and the *entrance of the dental canal*. The lower jaw has, also, an *alveolar edge*, which contains alveoli for the reception of the teeth. The lower jaw-bone is developed by two points of ossification, which unite at the symphysis of the chin. It is articulated with the temporal bone and with the teeth.

MAXILLARY BONE, SUPERIOR, *Upper jaw-bone*, *Maxilla superior*, *Os maxilla're superius*, *Maxilla syncrania*, (F.) *Os sus-maxillaire*, (Ch.) *Machoire syncranienne*. The upper jaw-bones are to the face what the sphenoid bone is to the cranium. They are articulated with all the portions composing it. They determine, almost alone, the shape of the face, and give it solidity. Their size is considerable; form unequal. They occupy the middle and anterior part of the face; and enter into the composition of the nasal fossæ, orbit, and mouth. The chief parts observable in the upper jaw, are, 1. *Externally*—The *Nasal process*, (F.) *Apophyse montante*, the *Foramen infra-orbitarium*, *Zygomatic process*, *Canine fossa*, *Myrtiform fossa*. 2. *Internally*—The *Palatine process*, *Anterior palatine canal*, and the *Tratum of Highmore*. Its circumference is very unequal, and it has behind a round, unequal prominence called the *Maxillary tuberosity*, which is pierced by the *posterior dental canal*. Anteriorly, there is a notch, which forms part of the anterior aperture of the nasal fossæ, and beneath, an eminence called the *anterior nasal spine*. The lower part of this circumference forms the *alveolar margin*. Each superior maxillary bone is articulated with the ethmoid, frontal, nasal, lachrymal, palatine, inferior, spongy, vomer, its fellow, the teeth of the upper jaw, and sometimes the sphenoid bone. It is developed by four or five points of ossification.

MAXILLARY NERVES are two in number, and formed of the second and third branches of the fifth pair. The **SUPERIOR MAXILLARY NERVE**, *Nervus sus-maxillaire*, (Ch.) arises from the middle of the gangliform enlargement of the fifth pair; passes forwards and issues from the cranium through the foramen rotundum of the sphenoid bone; enters the sphenomaxillary fossa, which it crosses horizontally; passes into the infra-orbital canal, which it traverses; and makes its exit to vanish on the cheek. It gives off the following branches,—the *orbital*, a branch which goes to the *spheno-palatine ganglion*; *posterior dental branches*; the *anterior dental*,—and terminates in the *infra-orbital nerves*, which

are divided into *superior*, *inferior*, and *internal*. The *inferior maxillary nerve*, *Nerf maxillaire*, (Ch.) is the largest of the three branches furnished by the fifth pair. It issues from the cranium by the foramen ovale of the sphenoid. Having reached the zygomatic fossa, it divides into two trunks; the one *superior* and *external*, which gives off the *temporales profundi*, *masseterine*, *buccal* and *pterygoids*;—the other—*inferior* and *internal*—the larger of the two, which furnishes the *inferior dental*, *lingual*, and *auricular*.

MAXILLARY VEINS present the same arrangement as the arteries they accompany.

MAXILLO-ALVEOLI-NASAL, Depressor alæ nasi—*m. Labial*, Depressor anguli oris—*m. Nasal*, Compressor naris—*m. Palpebræ*, Orbicularia palpebrarum—*m. Soléroticæ*, Obliquus inferior oculi.

MAYAPPLE, Podophyllum peltatum—*m. a. Mountain*, Podophyllum montanum—*m. Weed*, Anthemis cotula.

MAYELLA, Curcuma longa.

MAYFLOWER, Anthemis cotula.

MAZA, Mass, Placenta.

MAZICUS, from *maza*, 'placenta.' Relating to the placenta.

MAZISCHESIS, from *maza*, 'the placenta,' and *σχησις*, 'holding,' 'retention.' Retention of the placenta.

MAZOLYSIS, from *maza*, 'placenta,' and *λυσις*, 'solution.' Separation of the placenta.

MAZOPATHIA, from *maza*, 'placenta,' and *παθος*, 'disease.' A disease of the placenta. One originating from the placenta.

MAZOS, Mamma.

MEAD, Hydromeli, Melizomum.

MEADOW BLOOM, Ranunculus acris—*m. Fern*, Comptonia asplenifolia—*m. Pride*, see Calumba—*m. Rue*, Thalictron—*m. Saffron*, Vinegar of, Acetum colchici—*m. Sweet*, Gilleinia trifoliata, Spiræa ulmaria—*m. Sweet, red*, Spiræa tomentosa.

MEASLES, Rubeola—*m. Black*, see Rubeola—*m. False*, Roseolæ—*m. French*, Roseolæ.

MEASLY, Morbillous.

MEAT, EXTRACTIVE OF, Osmazome.

MEAT, Meatus.

MEATUS, Ductus, Canalis, Porus, (F.) *Méat*. A passage or canal.

MEATUS AUDITORIUS EXTERNUS, Auditory canal, external—*m. Auditorius internus*, Auditory canal, internal—*m. Cæcus*, Eustachian tube—*m. Narium*, see Nasal fossæ—*m. Seminales uteri*, Tubæ Fallopiæ—*m. Seminarius*, Corpus Highmori—*m. Urinarius*, Urethra.

MECHAMECK, Convolvulus panduratus—*m. Bindweed*, Convolvulus panduratus.

MECHANE, Machine.

MECHANEMA, Machine.

MECHANICAL, *Mechanicus*, from *μηχανή*, 'a machine.' An epithet given to irritating bodies, which do not act chymically—as a *mechanical irritant*.

MECHANICAL OR IATRO-MATHEMATICAL PHYSICIANS, *Iatro-mechanici* seu *Iatromathematici*, are such as refer every function, healthy or morbid, to mechanical or mathematical principles;—*Mediciniæ mechaniciæ*.

MECHANICS, ANIMAL. That part of physiology whose objects are to investigate the laws of equilibrium and motion of the animal body.

MECHANISM. The structure of a body; the collection or aggregate of the parts of a machine; the mode in which forces produce any effect, &c.

MÈCHE, Tent. This term is usually employed in French surgery to a collection of threads of charpie, cotton or raw silk united together, which are used for detaching sinuous or fistulous ulcers; or to keep open or enlarge natural or artificial apertures. They are generally applied by means of an instrument called *Porte-mèche*.

MECHOACANA NIGRA, Convolvulus jalapa.

MECHOACANÆ RADIX, Convolvulus mechoacan.

MECHOACHAN DU CANADA, Phytolacca decandra.

MECOMETER, (F.) *Mecomètre*; from *μηκος*, 'length,' and *μετρον*, 'measure.' A kind of graduated compass,—*compas de proportion*,—used at the Hospice de Maternité of Paris, to measure the length of new-born infants.

MECON, Meconium, Opium, Papaver.

MECONIS'MUS, *Intoxicatio opiacæ*; from *μηκος*, 'the poppy,' Poisoning by opium.

MECO'NIUM, from *μηκων*, 'a poppy.' *Poppy juice*, *Papaver culum*, *Purgamenta Infantis*, *Mecon*. The excrement passed by the infant a short time after birth, which had accumulated in the intestines during pregnancy. It is of a greenish or deep black colour, and very viscid. It seems formed of the mucous secretions of the intestines mixed with bile. See Opium.

MECONOLOG'IA, *Opiolog'ia*; from *μηκων*, 'a poppy,' and *λογος*, 'a description.' A treatise on opium.

MEDEA, Genital organs.

MÉDECIN, Physician—*m. Consultant*, Consulting physician.

MÉDECINE, Medicina—*m. Expectante*, Expectation—*m. Légale*, Medicine, legal—*m. Perturbatrice*, Perturbatrix (Medicina.)

MEDELA, Curation.

MEDEOLA VERTICILLIFOLIA, *M. Virginica*.

MEDEOLA VIRGIN'ICA, *M. verticillifolia*, *Gyro'mia Virgin'ica*, *Indian cucumber*. An indigenous herb, growing in every part of the United States, the root of which resembles a small cucumber. It has been thought to be diuretic.

MEDIAN, *Medianus*; from *medium*, 'the middle.' That which is situate in the middle.

MEDIAN LINE. A vertical line, supposed to divide a body longitudinally into two equal parts; the one right, the other left. Chaussier calls the *linea alba* the *ligne médiane* of the abdomen.

MEDIAN NERVE, *Médian digital*, (Ch.) This nerve arises chiefly from the anterior branches of the last two cervical nerves and first dorsal. The fifth and sixth cervical pairs also send it a branch, which separates from the musculo-cutaneous nerve. The median nerve descends along the inner part of the arm along the biceps muscle. Opposite the elbow joint it buries itself behind the aponeurosis of that muscle, and engages itself between the two fasciculi of the pronator teres. Lower down, it is situate between the flexors—*sublimis* and *profundus*—and passes, with their tendons, under the ante-

rior annular ligament; it then divides into five branches, which are distributed to the muscles of the thenar eminence, to the lumbricales, the integuments of the thumb, the index, middle finger, and outer part of the ring finger. This nerve gives no branches to the arm. In the forearm, it furnishes filaments to all the pronator and flexor muscles; and one of them accompanies the anterior interosseous artery. It also gives off a filament to the integuments of the palm of the hand.

MEDIAN VEINS. Three of the superficial veins of the forearm are so called. The *median basilic*—the *median cephalic* and *common median* or *funis brachii*. See *Basilic* and *Cephalic*.

MEDIANUM, *Mediastinum, Mesentery.*

MEDIASTINAL, Mediastinal'is. Relating to the mediastinum.

MEDIASTINAL ARTERIES are very delicate arterial branches, distributed in the cellular texture of the mediastinum. They are distinguished, according to their situation, into anterior and posterior.

MEDIASTINITIS, Mesodmitis.

MEDIASTINUM, Mediastinus, quasi, *in medio stans*, as being in the middle; *Mesod'mē, Media'num, Mesotachium, Mesotachum, Septum thoracis, Hymen Diaphragmati, Membra'na Diaphragmati, Membra'na thoracem intersepiens, Intersepiens'um thoracis, Divitiorum, Dissipimentum thoracis.* A membranous septum formed by the approximation of the pleuræ, dividing the chest into two parts, the one right, the other left. The mediastinum, formed by a double reflection of the pleura, extends from the spine to the posterior surface of the sternum. Its anterior part, called *Anterior mediastinum, Mediastinum pectoralē*, lodges, at its upper part, the thymus gland in the fetus, and is filled below with fatty, cellular tissue. Its posterior part, parallel to the spine, is occupied by the œsophagus, vena azygos, thoracic duct, the lower part of the windpipe, the origin of the bronchia and a number of lymphatic glands. This part is called the *posterior mediastinum—Mediastinum dorsalē*.

MEDIASTINUM AURIS, see *Tympanum—m. Cerebri, Falx cerebri, Septum lucidum.*

MEDIASTINUS, Mediastinum.

MEDICAL, Medical'is, Iat'ricus, Pæon'ius, Pæon'icus, Phys'ical, (F.) Medical. Relating to medicine.

MEDICAL JURISPRUDENCE, Medicine, legal.

MEDICALIS, Medical.

MEDICAMENT, Medicamentum, Remedium, Aes'is, Aces'ma, Aces'tium, Aces'tys, Althos, Hygias'ma, Ia'ma, Aeos, Medicamen, Pharmacum, Pharmaceu'ma, Medicine, Physic, Rem'edy, Aikar, Auxilium, Boëtho'ma, (F.) Remède; from *medicare*, 'to cure or heal.' A medicine. Any substance exhibited with the view of curing or allaying morbid action. Medicines are obtained from the three kingdoms of nature, and are divided into *internal* and *external*, according as they are administered internally or applied externally.

MEDICAMENTO'SUS LAPIS, Medic'inal stone, (F.) Pierre médicamenteuse. A name formerly given to a mixture of peroxyl of iron, litharge, alum, nitre, sal ammoniac, and vinegar; evaporated and calcined at a red heat for an hour. The product was regarded as eminently astringent.

MEDICAMENTUM, Drug—m. ex Palmulis, Diaphœnicon.

MEDICAS'TER, Medicastra. An ignorant practitioner. A charlatan.

MEDICATIO, Medica'tio, from *maderi*, 'to remedy.' The change in the animal economy produced by the operation of remedies. Treatment by medicine.

MEDICINA, Ars med'ica, Res medica, Ars Machao'nia, A. Machaon'ica, Iat'ricè, Iate'ria, Iat'ri'a, Iatri'nè, Pæos'yne, Pæon'icè, Iatro-tech'nicè, Aces'to'ria, Scien'tia med'ica seu medendi, Sote'ria doct'rina, Medicine, The healing art, Physic, (F.) Médecine. A science, the object of which is the cure of disease and the preservation of health. Occasionally, it is used to comprehend all the branches of the healing art; at others to comprise one great division, in contradistinction to *surgery and obstetries*. *Medicine*, in this sense, includes many branches;—the chief of which are, *Anatomy, Physiology, Pathology, Therapeutics, Hygiene, Materia Medica, and Pharmacy.*

MEDICINA CONSERVATIVA, Hygiene—m. Diætetica, Diætics—m. Eclectica, see Eclectic—m. Efficax, Surgery—m. Equaria, Hippia'tria—m. Euetica, Gymnastus—m. Forensis, Medicine, legal—m. Gymnastica, Gymnastics—m. Hermetica, see Spagyristas—m. Judicialia, Medicine, legal—m. Mechanica, see Mechanical—m. Methodica, see Methodists—m. Operativa, Surgery—m. Paracelsistica, see Spagyristas—m. Politica, Police, medical—m. Sinica, Chinese medicine—m. Spagyrica, Chymiat'ria; see Spagyristas—m. State, Police medical—m. Tristitiæ, Crocus—m. Veterinaria, Veterinary art.

MEDIC'INAL, Medicina'lis, Med'ical, Iat'er'ius, Remè'dial, Remè'diate. Having a remedial power;—as *medicinal plants, &c.*

MEDICINA'LES DIES, Medic'inal days. Days on which the ancients considered that remedies might be administered; and especially evacuants. Such days were not esteemed critical.

MEDICINE, Medicament, Medicina.

MEDICINE is, also, used in the same sense as *Medicament*, and for a purging potion.

MED'ICINE, CLINICAL, see *Clinical—m. Eclectic, see Eclectic—m. Galenic, Galenism.*

MEDICINE, LEGAL, Medical jurispru'dence of some, *Law medicine, Foren'sic medicine, Medicina foren'sis, M. judicaria, Dicit'ria, (F.) Médecine légale.* The application of medical knowledge to the solution of every question connected with the preservation of the species, and the administration of justice.

MEDICINE, POLITICAL, Police, medical.

MEDICINIER CATHARTIQUE, Jatropha curcas.

MEDICO-CHIRURGICAL ANATOMY, see *Anatomy.*

MEDICO-LEGAL, Med'ico legal'is. Relating to legal medicine; as "a medico-legal inquiry, *Inquisit'io medico-legalis*—"a medico-legal inspection"—*Inspec'tio med'ico-legal'is.*

MEDICUS, Doctor, Physician—m. Equarius, Hippia'ter—m. Ocularius, Oculist—m. Unguentarius, Iatral'ep'tes—m. Vulnerarius, see Deligati'um—m. Veterinarius, Hippia'ter—m. Vulnerum, Surgeon.

MEDIM'NUS, Medim'nos, μεδιμνος. An ancient measure, capable of containing about 4 pecks and 6 pints.

MEDITULLIUM, Diploë.

MEDIUM MUSCULI, see Muscle.

MEDIUS, Middle, Median.

MIDDLE FINGER, (F.) *Doigt du milieu*, is between the index and ring finger.

MEDLAR, Mespilus.

MEDO, Hydromeli.

MEDOBLENNORRHŒA, Leucorrhœa.

MEDORRHŒA, Gonorrhœa—m. Feminarium insons, Leucorrhœa—m. Virilis, Gonorrhœa.

MEDULLA, Marrow—m. Cerebri, see Cerebrum—m. Dorsalis, m. Spinalis—m. Dorsualis, M. Spinalis—m. Nervorum, Neurine.

MEDULLA OBLONGATA, *Cerebral protuberance, Nervous system of the senses*, (Gall.) *Cerebrum elongatum*, (F.) *Mésocéphale, Moëlle allongée, Mésocéphale*, (Ch.) The medullary substance that lies within the cranium upon the basilar process of the occipital bone. The anterior surface which rests in the basilar groove, is impressed by the basilar artery. At the upper extremity, and on its posterior surface are the *Tubercula quadrigemina*. At the same extremity, the medulla gives rise to two prolongations, the *peduncles of the brain*, separated from each other by the mammillary eminences, and becoming lost in the optic thalami. The lower extremity is called the *tail* or *Rachidian bulb*, and is continuous with the medulla spinalis. It is to this part only that some anatomists apply the name *Medulla oblongata*. From the posterior angles two other prolongations arise, called *Peduncles of the cerebellum*. The medulla oblongata has several eminences—the *Pons varolii*, *Corpora pyramidalia*, *C. olivaria*, &c.—and it has a longitudinal fissure before, and another behind, called the *anterior and posterior median fissures*.

MEDULLA SPINÆ, M. spinalis.

MEDULLA SPINALIS seu *Spinæ* seu *dorsalis* seu *dorsalis*, *Conda spinalis*, *Funis argenteus*, *Rhachitrum*, *Myelus*, *M. rhachites* seu *notia* us seu *diachénius* seu *poites*, *Notomyelus*, *Rhachites*, *Æon*, *Medulla vertebralis*, *Procesus rachidianus*, *Særa fistula*, *Spinal prolongation*, *Vertebral marrow*, *Spinal cord*, *Nervous system of voluntary motion and tactile impression* (Gall.), *Spinal marrow*, (F.) *Moëlle épinière*, *Moëlle vertébrale*, called by Ch. *Prolongement rachidien* of the encephalon, is the continuation of the medulla oblongata. It commences at the foramen magnum of the occipital bone, and descends in the vertebral canal as low as the 2d lumbar vertebra, without filling it; presenting, in its course, several evident enlargements. It is grooved on both its anterior and posterior surfaces by a furrow, which divides it, in its whole length, into two great nervous cords, intimately united with each other. It terminates by an oval tubercle, whence a number of nerves set out, called *Cauda equina*, (F.) *Queue de cheval*, from its resemblance to a horse's tail. The spinal marrow has no analogy, as regards its structure, with the marrow of long bones. It is formed of two substances; one white, the other gray, presenting an inverse arrangement to that which they have in the brain, the white being external, the cineritious at the centre. It is enveloped by a yellowish, fibrous membrane, very resisting, which seems to be continued insensibly from the pia mater, and by two other

membranes, which are merely prolongations of the arachnoid and dura mater. See Nerve.

MEDULLA VERTEBRALIS, M. spinalis.

MEDULLÆ, Sperm.

MEDULLARY, *Medulla'ris*, from *medulla*, 'marrow.' Relating to the marrow or analogous to marrow.

MEDULLARY ARTERIES. The arteries, which enter bones and pass to the marrow.

MEDULLARY CANAL, see Canal, medullary—m. Cells, see Medullary Membrane—m. Juice, Marrow—m. Matter of the brain, see Cerebrum.

MEDULLARY MEMBRANE, *Periosteum Inter-num*, *Endosteum*. A vascular, areolar web of extreme tenuity, which envelops the marrow and lines the inner surface of the medullary canal of the long bones. This membrane has been considered as a species of internal periosteum of those bones. It has numerous vessels, which bury themselves in the thickness of the marrow; and others which nourish the innermost plates of the bone: The cells formed by it are termed *Cellulæ* seu *Sacculi medulla'ris*.

MEDULLARY SARCOMA, Encephaloid, Hæmatodes fungus.

MEDULLARY SYSTEM. Bichat gives this name to the marrow and its membranes. He distinguishes two species of medullary systems; the one occupies the cellular tissue at the extremities of the long bones and that of the flat and short bones; the other is found merely in the central canal of long bones.

MEDULLARY TUMOUR OF THE LUNGS, Phthisis, cancerous.

MEDULLITIS, Myelitis.

MEGALANTHROPOGENESIS, from *μεγας*, 'great,' *ανθρωπος*, 'man,' and *γενεσις*, 'birth.' A term used by a French physician, named Robert, to designate the art of procreating great men; men of mind; men of genius. He considered that they may be perpetuated by always taking care to have talented men united to clever women!

MEGALOCARDIA, from *μεγας*, 'great,' and *καρδια*, 'heart.' The state of having a very large heart.

MEGALOCŒLIA, Intestine, great, Megalosplanchnia.

MEGALOPHONIA, from *μεγας*, *μεγαλη*, 'great,' and *φωνη*, 'voice.' The condition of having a full, strong voice.

MEGALOPHTHALMUS; from *μεγας*, *μεγαλη*, 'great,' and *οφθαλμος*, 'eye.' A congenital deformity, in which the eye is inordinately large.

MEGALOSPLANCHNUS, *Megalosplanch-nus*, from *μεγας*, 'great,' and *σπλanchνον*, 'a viscus.' *Megalocœlia*. Hippocrates applies the epithet to those in whom a viscus, or the viscera, are tumid. Some have used the substantive *Megolosplanch'nia* for the tumour itself.

MEGALOSPLENIA, Splenoncus.

MEGETHOS, Stature.

MEGRIM, Hemigrania.

MEIBOMIUS, GLANDS OF, *Follicles of M.*, *Palpebral Follicles*, *Ciliary F.*, *Glandulæ sebaceæ cilia'res* seu *Meibomia'ne*, *Intestin'ula Meibomii*, *Lacuna palpebrarum*, (F.) *Follicules palpébraux ou ciliaires*, *Glandes de Meibomius*. Small, sebaceous follicles, called after Henry Meibomius, although known long before his description of them. They are si-

tuat in special grooves in the tarsal cartilages; and are ranged by the side of each other, in the form of yellowish, parallel, and vertical lines; sometimes straight, at others, tortuous. They may be seen at the inner surface of the eyelids, through the conjunctiva, and secrete a sebaceous humour, called *Lippitu'do*, Gum, (F.) *Chassie*.

MEIOSIS, *Meo'sis*, *Mio'sis*, *Imminutio*, *Minutio'sis*, *Minutio'sis*, from *μειωω*, 'I lessen.' The period of a disease, in which the symptoms begin to diminish;—the decline. Remission.

MEIUIROS, *Decurtatus*, *Myurus*.

MEL, *Meli*, *Nili'acum*, *Honey*, (F.) *Miel*. A substance of a muco-saccharine nature, prepared by the *Apis mellifica*, or common bee, which collects it from the nectaries of flowers. Honey is employed as aliment, condiment, and medicine. It is demulcent and aperient; and is prescribed as an adjunct to gargles in cynanche tonsillaris, &c. It is, at times, used as a detergent to foul ulcers. *Virgin Honey*, *Mel virginum* seu *virginicum*, (F.) *Miel vierge*, is that which flows from the wax spontaneously.

HILL'S BALSAM OF HONEY is formed of *balsam tolu*, ℥j, *honey*, ℥j, *rectified spirit*, one gallon. It was long a celebrated empirical pectoral.

MEL-ACETATUM, *Oxymel*—m. *Ægyptiacum*, *Ægyptiacum*—m. *Aërium*, *Fraxinus ornus*—m. *Arundinaceum*, *Saccharum*.

MEL BORA' CIS, *Mel subbora'cis*, *Colluto'rium adstringens*, *Linimentum de Bora'te*, *L. ad aphthas*, *Mel Bora'acum*, *Linctus de Bora'cè*, *L. ad aphthas*, *Honey of Bora'x*. (*Bora'cis contrit.* ʒj, *mellis despumati* ʒj, *Ph. L.*) Detergent. Applied to the mouth in aphthous affections.

MEL CANNE, *Saccharum* (non purificatum)—m. *Coctum*, *Pellicida*.

MEL DESPUMATUM, *Clarified Honey*, *Anaphrom'eli*, (F.) *Miel Clarifié*. Melt the honey in a water bath, and remove the scum. Uses the same as honey.

MEL PRÆPARATUM, *Prepared Honey*. (*Mel despumatum*. *Oss. Alcohol*, dilut. *Oj. Creta præparat.* ʒss. To the honey and diluted alcohol, mixed, add the prepared chalk, and let the mixture stand for two hours, occasionally stirring. Then heat to ebullition, filter, and by means of a water-bath, evaporate the clear liquor to the specific gravity 1.32. *Ph. U. S.*)

MEL ROSE, *Mel rosa'tum*, *Mellic'um de Rosis*, *Rhodom'eli*, *Rhodostact'on*, *Honey of Roses*, (F.) *Miel rosat*, *Mellite de Rosas*. (*Rosa gallic.* ʒij, *aqwæ ferv.* *Oiss. mellis despum.* *Oij.* Infuse the roses for two hours; add the strained liquor to the honey, and boil to a proper consistency in a water-bath.) Astringent and detergent. Used chiefly in gargles and washes for apthæ, &c.

MEL SCILLÆ, *Oxymel scillæ*—m. *Scillæ compositum*, *Syrupus scillæ compositus*.

HONEY WATER is a mixture of essences coloured with saffron. A little honey is added to communicate a clamminess; the effect of which is to make it retain the scent the longer. It is used as a scent.

MEL VINOSUM, *Cenomet*—m. *Virginum*, see *Mel*.

MELÆNA, *Melanorrhag'ia*, *Melanorrhag'ia*, *Icterus niger*, *Melancho'rus*, *Melanio'terus*, *Melas Icterus*, *Morbus niger Hippod'ratii*, *Enterorrh'a'a*, from *μελας*, 'black; Black

Jaundice, *Morbus niger*, (F.) *Maladie noire*, *Méline*, *Ictère noir*. A name given to vomiting of black matter, ordinarily succeeded by evacuations of the same character. It seems to be often a variety of hæmatemesis. The *Black Vomit* in yellow fever is owing to a morbid secretion from the lining membrane of the stomach and small intestine. *Melæna* also signifies hæmorrhage from the intestines; *Flu'xus splen'icus*, *Dysenter'ia splen'ica*, *Dejectio'nes nigre*, *Secessus niger*, *Hemorrhage from the Intestines*.

MELÆNA FUNGOSA CARCINODES, *Hæmatodes fungus*.

MELÆNORRHAGIA, *Melæna*.

MELALEUCA CAJAPUTI, *M. Minor*, *M. Leucodendron*. This plant affords the *Cajeput Oil*, (see *Cajeput*.) The leaves are esteemed diuretic, stomachic, and emmenagogue.

MELALEUCA LEUCODENDRON, *M. Cajaputi*—m. *Minor*, *M. Cajaputi*.

MELAMPHONUS; from *μελας*, 'obscure,' and *φων*, 'voice.' Having a hoarse or indistinct voice.

MELAMPHYLLUM, *Acanthus mollis*.

MELAMPODIUM, *Hellehorus niger*.

MELANÆMA, *Suffocation*.

MELANÆMIA, *Venosity*.

MELANAGOGUE, *Melanagogus*, from *μελας*, 'black,' and *αγω*, 'I expel.' A medicine which the ancients believed adapted for expelling black bile or melancholy.

MELANCHLORUS, from *μελας*, 'black,' and *χλωρος*, 'green.' The ancients gave this name to certain dark-coloured topical remedies. See *Melæna*.

MELANCHOLE, *Atrabilis*.

MELANCHOLIA, *Melancho'ly*—m. *Autochirica*, *Suicide*—m. *Errabunda*, *Cuttubuth*—m. *Flatua*, *Hypochondriasis*—m. *Hypochondriaca*, *Hypochondriasis*—m. *Nervæ*, *Hypochondriasis*—m. *Pleonectica*, see *Pleonectica*—m. *Saltans*, *Chorea*—m. *Suicidium*, *Suicide*—m. *Uterina*, *Nymphomania*—m. *Zoanthropia*, *Melancho'ly*.

MELANCHOLIC, *Melancho'licus*, *Melan'cholus*, *Melancho'les*, from *μελας*, 'black,' and *χολη*, 'bile.' One labouring under melancholy. That which belongs or relates to melancholy. In popular language, one of a gloomy disposition.

MELANCHOLODES, *Melancho'lic*.

MELANCHOLUS, *Melancho'ly*.

MELANCHOLY, *Melancho'ly*, same etymology. *Lypema'nia*, *Monoma'nia*, *Ephro'nia*, *Melancho'lia*, *Mania Melancho'lica*, *Mania Melancho'lia*, *Tristema'nia*, *Baryth'nia*, *Hypople'sioma'nia*; (F.) *Melancho'lie*, *Lyprophre'nie*. A disease supposed, by the ancients, to be caused by black bile. A variety of mental alienation, characterized by excessive gloom, mistrust, and depression, with insanity on one particular subject or train of ideas. *Panphobia*, *Demonomania*, *Erotomania*, *Nostalgia*, &c., may be referred to this head.

Melancho'ly is also used for unusual gloominess of disposition.

MELANCHOLY, EROTIC, Erotomania—m. *Love*, *Erotomania*.

MELANCHRUS, *Melan'ochrus*, from *μελας*, 'black,' and *χρωε*, 'a colour.' One attacked with black jaundice. It is probably an abbreviation of *Melanchorus*.

MELANCOLIE, Melancholy.

MÉLANGE PECTORAL, Mistura acidi hydrocyanici.

MELANIC, *Melan'icus, Melanot'ic, Melanot'icus*; from μέλας, 'black.' Of or belonging to Melanosis.

MELANICTERUS, Melæna.

MELANOCHRUS, Melanchrus.

MELANOMA PULMONUM, see Melanosis.

MELANOMYCES, Melanospongius.

MELANOPATHIA, from μέλας, 'black,' and πάθος, 'affection.' *Nigritism, Nigrit'ies*. A disease of the skin, which consists in augmentation of black pigment; generally in patches.

MELANOPHYMA, Ergot.

MELANOPIPER, Piper nigrum.

MELANOPNEUMON, see Melanosis.

MELANORRHAGIA, Melæna.

MELANORRHIZUM, *Helleborus niger*.

MÉLANOSE, Melanosis.

MELANOSIS, *Melan'is, Nigritu'do, Carcinoma melanoticum, Cancer melæneus, Fungus melano'des, (F.) Dégénérescence noire, Mélanose, Cancer mélane, Black cancer, Black tubercle*, from μέλας, 'black.' An organic affection, in which the tissue of the parts is converted into black, hard, homogeneous substance, near which ulcers or cavities form;—owing to the softening, either of this substance itself, or of some other morbid tissue,—of tubercles especially. This morbid change affects the lungs particularly; when it is called *Melanosis* seu *Melanoma* seu *Anthraco'sis Pulmonum, Melanopneumon, Nigritu'do* seu *Carcinoma melanoticum* seu *Melanosis Pulmonum, Pneumonomelanosis, (F.) Mélanose Pulmonaire*. It is, also, met with in the liver and cellular texture. Its causes are very obscure. Melanosis of the lungs constitutes one of the species of phthisis of Bayle; but it is impossible to distinguish it from the other species during life.

In the classification of Fuchs, *Melanosen* (G.) forms a family of diseases.

MELANOSIS PULMONUM, see Melanosis—m. Universalis, Venosity.

MELANOSMEGMA, see Sapo.

MELANOSPONGUS, *Melanomyces*; from μέλας, 'black,' and σπγγος, 'sponge.' The tuberiform variety of melanosis of the lungs.

MELANOTIC, Melanic—m. Cancer, Cancer, melanotic.

MELANOTHRIX, *Atricapill'us*, from μέλας, 'black,' and θριξ, 'hair.' Having black hair.

MELANSIS, Melanosis—m. Pulmonum, Melanosis pulmonum.

MELANTHIUM, *Nigella*.

MELAS, *Lepra nigricans*—m. Icterus, Melæna.

MELASMA, *Echymoma Melasma, Nigror*, from μέλας, 'black.' A black spot or echymosis, occurring on the lower extremities of old people especially. Also, a cutaneous affection analogous to chloasma, differing from it only in the darker colour of the morbid pigment. It is called also *Pityriasis nigra*.

MELASSES, *Malas'ses, Melus'tum, Theriaca sommit'nis, Syrupus empyreumaticus* seu *niger, Treacle*. The syrup, which remains after the juice of the sugar cane has been subjected to all the operations for extracting sugar from it. In the United States, the syrup, made in the process of forming common sugar, is called

melasses; that remaining after the refinement of sugar being termed *sugar-house melasses* or *treacle*.

MELASSES SPIRIT, Rum.

MELATROPHIA, from μέλος, 'a limb,' and ἀτροφία, 'wasting.' Wasting of the limbs.

MELCA, μέλκα. Food made of acidulated milk.

MELE, Specillum.

MELEA, *Pyrus malus*.

MELEGUETTA, *Amomum grana paradisi*.

MELI'OS, μέλιος, *Meli'nus, Melias*. A species of alum found in the island of Melos.

MÉLEZE, *Pinus larix*.

MELI, Mel.

MELIA, *Fraxinus ornus*.

ΜΕΛΙΑ AZEN'ARACH, *Azedard'cha am'na, Poison Berry Tree, Azed'arach, Pride of India, Pride of China, Pride tree, Hap tree, Bead tree. Nat. Ord. Meliaceae; Sex. Syst. Decandria Monogynia*. The bark of the root—called in India *Neem Bark, Azedarath*, (Ph. U. S.), is usually given in decoction, in the proportion of three or four ounces of the bark of the fresh root to a quart of water, boiled down to a pint. The dose is one or two table-spoonfuls, every two or three hours, till purging is induced. It is given in this manner as an anthelmintic. It is sometimes formed into an ointment, and used in tinea capitis. The tree is a native of Syria, Persia, and the north of India, and is abundant in the southern states.

MELIA TERRA, Creta.

MELICERA, *Porrigio favosa*.

MELICERIA, *Hydrarthrus, Porrigio favosa*.

MELICE'RIS, *Melifa'vium*, from μέλι, 'honey,' and κηρος, 'wax.' *Emphy'ma encyst'is melice'ris*. An encysted tumour filled with a substance resembling honey. Also, *Porrigio favosa*.

MELICERUM, *Porrigio favosa*.

MELICHEIUM; from μέλι, 'honey,' and χέω, 'I pour out.' A honey-like discharge from an ulcer.

MELICRATUM, *Hydromeli*.

MELIFAVIUM, *Meliceris, Porrigio favosa*.

MELIGE'ON; from μέλι, 'honey.' A fetid humour of the consistence of honey, discharged from ulcers, accompanied with caries of a bone.

MÉLILOT, *Trifolium melilotus*.

MELILOTUS, *Trifolium melilotus*.

MELIME'LUM, from μέλι, 'honey,' and μήλον, 'an apple.' A name given to two compounds:—one of honey and quince, the other of honey and apples.

MÉLINE, Melæna.

MELINI SULPHAS, *Cadmii sulphas*.

MELINUM, μέλιενον. The ancient name of an ointment, and of several plasters, described by Dioscorides and Galen: so called from their resembling the μήλον, or quince, in colour.

MELINUM SULPHURICUM, *Cadmii sulphas*.

MELINUS, *Meleios*.

MELIPHYLLUM, *Melissa*.

MELISSA, from μέλισσα, 'a bee,' because bees gather honey from it. *Melissa officinal'is, Citra'go, Citra'ria, Melite'a, Melissob'otos, Melitæ'na, Melissobat'anum, Melissa citra'ta, Melissophyl'lum, Meliphyl'lum, Mentha cit'ata, Melit'is, Cedromel'ia, Apia'strum, Melissa cit'ri'na, Ero'tivum, Balm, (F.) Mélisse, La Citronelle; Nat. Ord. Labiate*. The leaves of balm, *Melissa* (Ph. U. S.), have a pleasant

odour; and an austere and aromatic taste. Balm was formerly much used in nervous diseases, but is now only employed when made into a tea, as a diluent, in febrile affections. It is the basis of a celebrated preparation,—the *Eau des Carmes*.

MELISSA CALAMIN'THA, *Calamin'tha*, *C. vulgaris*, *C. officinarum*, *Cal'amin't*, (F.) *Calament*. This plant smells like wild mint, though more agreeably. It is used, popularly, as a tea in dyspepsia; flatulent colic; hysteria; uterine obstructions, &c.

MELISSA GRANDIFLORA, *Calamin'tha magna flore*, *C. montana*, *Mountain Cal'amin't*. This plant resembles the last in virtues.

MELISSA HUMILIS, *Melittis melissophyllum*.

MELISSA NEP'ETA, *Calamin'tha Anglica*, *C. Pul'gii odor'e*, *Nep'eta agrestis*, *Field Cal'amin't*, *Spotted Cal'amin't*. Formerly used as an aromatic.

MELISSA PULEGIODES, *Hedeoma*—m. *Turcica*, *Dracocephalum Canariense*.

MÉLISSE DES BOIS, *Melittis melissophyllum*—m: *de Moldavia*, *Dracocephalum Canariense*.

MELISSOBOTANUM, *Melissa*.

MELISSOBOTOS, *Melissa*.

MELISSOPHYLLUM, *Melissa*, *Melittis melissophyllum*.

MÉLISSOT, *Melittis melissophyllum*.

MELITÆNA, *Melissa*.

MÉLITAGRÈ, *Impetigo*.

MELITEIA, *Melissa*.

MELITHOCORTON, *Corallina Corsicana*.

MELYTIS, *Inflammatio genarum*; from *μηλον*, 'the cheek,' and *itis*, denoting inflammation. Inflammation of the cheek.

MELITITES, *Hydromeli*.

MELITTA, *Bee*.

MELITTIS, *Melissa*.

MELIT'TIS MELISSOPHYLLUM, *Lamium montanum*, *Melissa humilis*, *Melissophyllum*, *Bastard Balm*, (F.) *Mélisse des Bois*, *Mélistot*. This plant was formerly employed, like the balm, in uterine obstructions.

MELITURIA, *Urine*, diabetic, see *Diabetes*.

MELITUS, *Melittus*, from *mel*, 'honey.' Appertaining to honey. Of the nature of honey.

MELIZOMUM, from *μελι*, 'honey,' and *ζωμος*, 'broth;' *Mead*, *Melli'na*, *Matheg'lin*. A drink prepared with honey.

MELLA'GO, from *mel*, 'honey.' Any medicine having the consistence of honey. A fluid extract.

MELLICRATUM, *Hydromeli*.

MELLIFAVIUM, *Porrigo favosa*.

MELLINA, *Melizomum*.

MELLITE DE ROSES, *Mel rosæ*.

MELLITUM, from *mel*, 'honey.' A prepared honey:—a medicated honey.

MELLITUM DE ACETATE CUPRI, *Linimentum Ærginis*.

MELLITUM DE MERCURIA'LI COMPOSITUM, (F.) *Miel de mercureiale composé*, *Syrop de longue vie*. (*Succ. purif. mercurialis* ℥ij, *borraginis*, *anchusæ officinalis*, aa ℥ss, *iris pseudacori radices recent.* ℥ij, *rad. sicc. gentianæ* ℥j, *mellis* ℥ij, *vini albi* ℥xiiij. Macerate the bruised roots in the wine for 24 hours; strain; mix the juices and honey; boil slightly, and filter: then add the two liquors, and boil to the

consistence of syrup. *Ph. P.*) Cathartic, stomachic, &c.

MELLITUM DE ROSIS, *Mel rosæ*.

MELLITUM SIMPLEX, *Syrupus de Mellè*, *Syrup of Honey*. (*Mellis* ℥vj, *aqvæ* ℥ss, *carbonat. calcis. preparat.* ℥iij. Mix the honey, water, and carbonate of lime in a silver vessel: boil the mixture, stirring, at the same time, for 2 or 3 minutes: then add prepared animal charcoal ℥vj, two whites of eggs, mixed in a pint of water: Mix all, and boil to the consistence of syrup: remove from the fire; let the syrup rest for 15 minutes, and pass through a cloth. *Ph. P.*) Demulcent

MELLITUS, *Melitus*.

MELOÆMIA, from *μελας*, 'black,' and *αιμα*, 'blood.' A state of blood, characterized by its incoagulability, black colour, and septic properties.

MELOCHITIS, *Lapis Armenius*, *Armenites*, *Armenian Stone*. A variety of blue carbonate of copper. It is found in Germany, the Tyrol, and especially in Armenia. It was formerly employed as a cardiac, and as proper for purging away melancholy.

MEL'OE NIGER, *M. Pennsylvanicus*. A blistering fly, native of the United States. It feeds upon *Prunella vulgaris* or *Self-heal*, and *Ambrosia trifida* or *Stick-weed*. These flies resemble the Spanish flies in properties.

MELOE PENNSYLVANICUS, *M. niger*.

MELOE PROSCARABÆUS, *Cantarel'us*, was anciently used as a diuretic and anti-hydrophobic.

MELOE VESICATORIUS, *Cantharis*.

MELON, *μηλον*, 'an apple.' A disorder of the eye, in which it protrudes out of the socket. See *Exophthalmia*.—Castelli.

MELON, *Cucumis melo*—m. *d'Eau*, *Cucurbita citrullus*—m. Plant, *Cucumis melo*—m. Water, *Cucurbita citrullus*.

MELONGENA, *Solanum melongena*.

MELOPLACUNTIUM, *Meloplacus*.

MELOPLACUS, *Meloplacuntium*, from *μηλον*, 'an apple,' 'a quince.' A compound obtained by boiling wine, honey, quince, pepper, &c., together.—Galen.

MELOPLASTIC, *Meloplasticus*; from *μηλον*, 'the cheek,' and *πλασσω*, 'I form.' The operation for forming a new cheek when any part of it has been lost.

MELOS, *μελος*, *Membrum*. A member. An organized part, composed of other parts.—Castelli.

MELO'SIS, *Catheterismus*, *Cenembatisis*, from *μηρη*, 'a probe.' The act of probing a wound, ulcer, &c.—Hippocrates. Catheterism.

MELOTHRUM, *Bryonia alba*.

MELOTIS, *Melotris*, *Speculum minus*. A small probe,—a probe for the ear. See *Apyromele*.

MELOTRIS, *Melotis*.

MELUM, *μηλον*, *Malum*. An apple. Fruit in general. Also, a round, firm female breast. The cheek. The apple-eye or melon-eye; an apple-formed projection of the eye from the orbit.

MELUM ARMENIACUM, *Prunus armeniaca*—m. *Cydonium*, see *Pyrus cydonia*.

MELUSTUM, *Melasses*.

MEMBRA PUDENDA, *Genital organs*.

MEMBRANA, *Membrane*—m. *Abdominis*, *Peritonæum*—m. *Adiposa*, *Cellular membrane*

—m. Adventitia, Decidua reflexa—m. Agnina, Amnios—m. Amphiblestodes, Retina—m. Arachnoidea, Hyaloid membrane—m. Capsularis testis, Albuginea—m. Carnosa, Dartos—m. Cellulosa, Cellular membrane—m. Cellulosa, Decidua—m. Cerebri tenuis, Pia mater—m. Cerebri mollis, Pia mater—m. Cerebri propria, Pia mater—m. Circumossalis, Periosteum—m. Communis, Decidua—m. Circumplexa, Pericardium—m. Cordis, Pericardium—m. Costalis, Pleura—m. Costas succingens, Pleura—m. Crassa, Decidua reflexa—m. Cribrosa, Decidua—m. Cuticularis, Dura mater—m. Decidua serotina, see Decidua—m. Demuriana, see Aqueous humour and Cornea—m. Dermatodes, Dura mater—m. Descemetii, see Aqueous humor and Cornea—m. Diaphragm, Mediastinum—m. Dura cerebrum ambiens, Dura mater—m. Epirania, Galea aponeurotica capitis—m. Externa dentium, Tapetum alveoli—m. Farciminalis, Allantois—m. Fenestræ rotundæ, see Fenestra—m. Filamentosa, Decidua reflexa—m. Flocculenta, Decidua—m. Fætum involvens, Amnios—m. Interspinalis, Interspinal ligament—m. Intestinalis, Allantois—m. Linguae, see Tongue—m. Macilentior, Epiploon, gastro-hepatic—m. Mucosa, Decidua, see Membrane—m. Nervorum, Neurilema—m. Nictitans, Valvula semilunaris—m. Olfactoria, Pituitary membrane—m. Ossis, Periosteum—m. Ovi materna, Decidua—m. Ovuli corticalis, Oiocalymma—m. Pellucida, Amnios—m. Pinguedinoso, Cellular membrane—m. Pinguis intestinorum, Mesentery—m. Pituitaria, Pituitary membrane, see Membrane—m. Pituitosa, see Membrane—m. Pleuretica, Pleura—m. Præexistens, Decidua—m. Pupillaris, Pupillary membrane—m. Propria, see Cortex ovi—m. Retiformis chorii, Decidua reflexa—m. Ruyschiana, Choroid (inner layer.)

MEMBRANA SACCIFORMIS. A separate synovial membrane for the inferior radio-cubital articulation, which covers the upper surface of the triangular ligament, and the sort of incomplete ring which circumscribes the head of the ulna.

MEMBRANA SEMIPELLUCIDA, Caligo—m. Sinuosa, Decidua—m. Subcostalis, Pleura—m. Succingens, Diaphragm—m. Succingens, Pleura—m. Thoracem intersepiens, Mediastinum—m. Tympani, see Tympanum—m. Tympani secundaria, see Fenestra—m. Urinaria, Allantois—m. Uteri interna evoluta, Decidua—m. Uvea, Uvea—m. Vasculosa cerebri, Pia mater—m. Verricularis, Retina.

MEMBRANA VERSICOLOR. A peculiar membrane—according to Mr. Fielding, of Hull—situate immediately behind the retina, and in connexion with it. It is separable into distinct layers from the choroid, and is supplied with blood-vessels.

MEMBRANA WACHENDORFIANA, Pupillary membrane.

MEMBRANACEOUS, Membranous.

MEMBRANE, *Membrana, Hymen, Meninx, Ependyma.* A name, given to different thin organs, representing species of supple, more or less elastic, webs; varying in their structure and vital properties, and intended, in general, to absorb or secrete certain fluids; and to separate, envelop, and form other organs. Bichat has divided the membranes into simple and compound.

Simple Membranes comprise three orders. 1. A *Mucous Membrane, Membrana Mucosa* seu *pituitosa* seu *pituitaria, Phlegmymen, Phlegmat'hymen, Membrane folliculose,* (Ch.), is so called, on account of the mucous fluid by which they are constantly lubricated. They line the canals, cavities, and hollow organs, which communicate externally by different apertures on the skin. Bichat refers the mucous membranes to two great divisions—the *gastro-pulmonary,* and the *genito-urinary.* The mucous membranes have a striking analogy with the cutaneous tissue, in organization, functions, and diseases. They are composed of chorion, papillæ, and epidermis; and are furnished with a multitude of follicles, which secrete a viscid humour;—mucus. They receive a quantity of arterial vessels, veins, lymphatics, and nerves. 2. The *Serous Membranes, M. villosæ simplices* (Ch.); are transparent, thin, and composed of one lamina. One surface adheres to other textures; the other is smooth, polished, and moistened by a serous fluid. They are arranged—in the form of sacs without apertures—as great, intermediate reservoirs for the exhalant and absorbent systems, and in which the serous fluid in passing from the one system carries some time before it enters the other. The serous membranes resemble the cellular membrane in structure and diseases. They facilitate the motion on each other of the organs which they envelop. They may be divided into, 1. *Serous membranes,* properly so called; as the arachnoid, pleura, peritoneum, and tunica vaginalis. 2. *Synovial membranes or Capsules;* which belong to joints, tendons, aponeuroses, &c. 3. *Fibrous Membranes, Membranes albugineuses* (Ch.) These are almost all continuous, and terminate at the periosteum—their common centre. They have been divided into two sections. 1. *Enveloping aponeuroses, Aponeuroses of insertion, Fibrous capsules of the joints,* and *Fibrous sheaths of tendons.* 2. The *Periosteum, Dura mater, Sclerotica, Tunica albuginea testis, Fibrous membrane of the spleen,* &c. The fibrous membranes are not free or moistened by any particular fluid. They adhere by both surfaces to the neighbouring parts; are firm, resisting, but slightly elastic, and of a white colour; sometimes pearly and glistening. They are chiefly composed of the *albugineous fibre,* (see Albugineous and Fibrous.) Their vessels are numerous, in some, as in the dura mater and periosteum: in others, scarcely perceptible, as in the aponeuroses. The presence of nerves has never been proved, although several circumstances, regarding their sensibility, render their existence probable. The fibrous membranes serve, in general, to augment the solidity of the organs which they envelop; to retain the muscles in their respective positions; to favour the motion of the limbs, and that of the muscles and skin; to form canals and rings for the passage of different organs, &c.

Bichat admits three species of *Compound Membranes.* 1. The *Sero-fibrous,* formed of a serous and fibrous lamina, intimately adherent to each other;—as the pericardium, dura mater, and tunica albuginea. 2. The *Sero-mucous,* formed of a serous and mucous lamina;—as the *gall-bladder* at its lower part. 3. The *Fibro-mucous,* constituted of the union of a fibrous

and mucous membrane; as the mucous membrane of the nasal fossæ, gums, &c. Chaussier admits six kinds of membranes. 1. The laminated. See Cellular Tissue. 2. The serous or simple villous: 3. The follicular or complicated villous: 4. The muscular or fleshy: 5. The albugineous: 6. The aluminous.

MEMBRANE, ACCIDENTAL, *M. false*—*m. Accidentelle*, *M. false*—*m. Adnée*, Conjunctiva—*m. Adventitious*, *M. false*—*m. Anhistous*, Decidua.

MEMBRANE, BASEMENT, *Primary membrane*. A delicate, structureless lamella of membrane found beneath the epidermis or epithelium, on all the free surfaces of the body.

MEMBRANE CADUQUE, Decidua—*m. Caduque réfléchie*, Decidua reflexa—*m. de Demours*, see Aqueous Humour, and Cornea—*m. de Descemet*, see Aqueous Humour, and Cornea.

MEMBRANE, FALSE, *Accidental membrane*, *Adventitious membrane*, *Pseudo-Membrane*, *Pseudymen*, *Pseudomeninx*, (*F.*) *Fausse membrane*, *M. accidentelle*. Membranous productions are so called, which form on all the free, natural surfaces, and on every free, accidental surface. They are, in general, produced by the exudation of a fibrinous matter, susceptible of organization, which takes place in consequence of inflammation of the various tissues. These accidental membranes occur on the skin after the application of a blister; on mucous surfaces, as in croup; on the parietes of inflamed veins and arteries, &c. The cicatrices of wounds are formed of them.

MEMBRANE FAUSSE, Membrane false—*m. Germinal*, see Molecule—*m. Primary*, Membrane, basement—*m. Pseudo*, *M. false*—*m. Hyaloid*, see Hyaloid membrane—*m. Ruyschienne*, Choroid (inner layer), Ruyschiana tunica—*m. du Tympan*, see Tympanum.

MEMBRANES ALBUGINEUSES, Membranes, fibrous, see Albuginea—*m. Folliculeuses*, Membranes, mucous—*m. Veloutées*, Villous membranes—*m. Villeuses simples*, Membranes, serous.

MEMBRANES OF THE FÆTUS, *Membra'na fætum involven'tes*, *Velamenta infantis*. The membranes which immediately envelop the fætus in the cavity of the uterus, and the rupture of which gives rise to the discharge of the liquor amnii. These membranes are the decidua, chorion, and amnion.

MEMBRANEUX, Membranous.

MEMBRANIFORM, *Membraniformis*, from *membrana*, and *forma*;—resembling a membrane. A name given to thin and flat parts, which resemble membranes.

MEMBRANIFORM MUSCLES. Very broad and thin muscles, as the platysma myoides, obliquus abdominis, &c.

MEMBRANOSUS, Fascia lata muscle.

MEMBRANOUS, *Membranosus*, *Membrana'ceus*, *Hymeno'des*, (*F.*) *Membraneux*. Having the nature of membrane. Formed of membrane.

MEMBRANULA, Hymenium—*m. Coronæ ciliaris*, see Ciliary—*m. Lunata vaginæ*, Hymen—*m. Nervorum*, Nureilamea—*m. Semilunaris conjunctivæ*, Valvula semilunaris.

MEMBRANULE, *Membran'ula*; diminutive of *Membrana*, 'a membrane.' A small membrane.

MEMBRE, Membrum—*m. Viril*, Penis.

MEMBROSUS, *Membrosior*, *Mentulatus*,

Mutonia'tus, *Nasa'tus*, *vaddè Mentulatus*, *Pælon*, from *membrum*, 'the male organ.' One whose penis is very large.

MEMBRUM, *Artus*, *Melos*, *Colon*, a limb, a member, (*F.*) *Membre*. The limbs or extremities or members of animals are certain parts exterior to the body, which are more or less apparent, long, and moveable. It is by means of their limbs, that animals transport themselves from one place to another; and that they defend themselves, or attack others. The limbs are arranged on each side of the trunk, with which they are articulated. In man, they are four in number;—two upper, or thoracic, and two lower, pelvic or abdominal. Also, the male organ.

MEMBRUM MULIEBRE, Clitoris—*m. Virile*, Penis.

MÉMOIRE, Memory—*m. Pertede*, Amnesia.

MEMORIA DELETA, Amnesia.

MEMORY, *Memo'ria*, *Mnemè*, *Hypomnè'sis*, *Recordatio*, *Recordatus*, (*F.*) *Mémoire*. The cerebral faculty, by virtue of which past impressions are recalled to the mind.

MEMPHITES LAPIS. A sort of stone, found in the environs of Memphis; which was formerly esteemed narcotic.

MENAGOGUES, Emmenagogues.

MENDESION, Ægyptiacum.

MENE, Moon.

MENECRATIS ACCIPITER, Accipiter.

MENES, Menses.

MENESPAUSIE, see Menses.

MENFRIGE, see Pistacia lentiscus.

MENINGARTHROC'ACÉ, *Inflammatio membrana'rum articulationis*, *Arthromeningitis*, from *μηνιγξ*, 'membrane,' *arthron*, 'a joint,' and *ακος*, 'disease.' Inflammation of the membranes of a joint.

MÉNINGE, Dura mater.

MENINGÉ, Meningeal.

MENINGEAL, *Meningæus*, from *μηνιγξ*, 'a membrane.' (*F.*) *Méningé*. Relating to the meninges, or merely to the dura mater.

MENINGEAL ARTERY, MIDDLE, *Arteria meningea média*, *A. Sphæno-spino'sa*, *A. Duræ Matris média maxima*, *A. Sphæno-spinalis*, *Spinal Artery*, (*F.*) *Artère méningée moyenne*, *A. Sphæno-épineuse*, *A. Epineuse*, is the largest of the branches given off by the internal maxillary artery. It enters the cranium by the foramen spinale, and distributes its branches chiefly to the dura mater.

MENINGEAL VESSELS; *Vasa meningea*. The vessels of the membranes of the brain.

MENINGES, *Bilam'ides*, *Matres seu Involutæ Cerebri*, *Omen'ta seu Velamenta cerebrella*, from *μηνιγξ*, 'a membrane.' The three membranes which envelop the brain—*Dura mater*, *Arachnoid*, and *Pia mater*.

MÉNINGETTE, Pia mater.

MENINGINA, (*F.*) *Méningine*. Same etymon. A name given by Chaussier to the pia mater, united to the cerebral layer of the arachnoid.

MENINGINA, INNER LAMINA OF THE, Pia mater.

MENINGINE, Meningina.

MENINGINITIS, from *Meningina*, and *itis*, denoting inflammation. Inflammation of the meningina.

MENINGION, Arachnoid membrane.

MENINGIS CUSTOS, Meningophylax.

MÉNINGITE, Meningitis—*m. Granuleuse*, Hydrocephalus internus—*m. Rachidienne*, Me-

ningitis, spinal—*m. Tuberculose, Hydrocephalus internus.*

MENINGITIS, Encephalitis peripherica, E. membranosæ, (F.) Inflammation de la membrane séreuse céphalo-rachidienne, Méningite. Inflammation of the meninges or membranes of the brain. See Phrenitis.

MENINGITIS ARTHRITICA, Cephalagra—m. Infantum, Hydrocephalus internus—m. Membranosa, M. spinal—m. Peripherica, M. spinal—m. Potatorum, Delirium tremens—m. Rachidian, M. spinal.

MENINGITIS, SPINAL, M. Rachid'ian, M. Spinális seu peripherica seu membranosæ, Perimyelitis, (F.) Méningite rachidienne. Inflammation of the meninges of the spinal marrow.

MENINGITIS, TUBERCULÆ, see Hydrocephalus internus—m. Tuberculosa, Hydrocephalus internus.

MENINGIUM. Diminutive of *μηνιξ*, 'a membrane.' A fine delicate membrane. The tunica arachnoidea of the brain.

MENINGO-CEPHALITIS, Meningo-encephalitis, Ceph'alo-meningitis, from μηνιξ, 'a membrane,' κεφαλή, 'head,' and itis, a suffix denoting inflammation. Inflammation of the membranes and brain.

MENINGOGASTRITIS, Fever, gastric.

MENINGOMALACIA, from μηνιξ, 'membrane,' and μαλακία, 'softening.' Softening of membranes in general.

MENINGOPHYLAX, Custos meningis, Depressorium, (F.) Dépresseur, from μηνιξ, 'a membrane,' the dura mater; and φυλάξ, 'a preserver.' An instrument for depressing the dura mater; and guarding it from injury, whilst the bone is cut or rasped.

MENINGORRHŒA, from μηνιξ, 'membrane,' and ρεω, 'I flow.' Effusion of blood upon or between the membranes of the brain.

MENINGOSIS. Same etymon. The union of bones by means of membrane; e. g. the articulation of the bones of the cranium in the fœtus. Meningosis is a variety of Syndesmosis.

MENINGOSYM'PHYSIS; from μηνιξ, 'membrane,' and συμφοις, 'growing together.' Adhesion of or by membrane. Adhesion of the membranes of the brain to each other, or to the brain.

MENINX, Membrane—m. Choroides, Pia mater—m. Crassa, Dura mater—m. Dura, Dura mater—m. Exterior, Dura mater—m. Interior, Pia mater—m. Media, Arachnoid membrane—m. Pacheia, Dura mater—m. Sclera, Dura mater.

MENISCHESIS, see Amenorrhœa.

MENISPERMUM CANADENSE, from μηνιξ, 'the moon,' and σπέρμα, 'seed.' A climbing plant, growing in various parts of the United States. Said to be used in Virginia as a substitute for sarsaparilla in scrofula. It is an excitant tonic.

MENISPERMUM COCCULUS, Anamirta Cocculus, A. paniculata, Cocculus suberosus, so called from the shape of its seed. Family Menispermæ. Sez. Syst. Diccia Dodecandria. The systematic name of the plant, the berries of which are well known by the name of *Cocculus Indicus, Indian Berries, Bacca Piscatoris, Cocculus suberosus, Indian Cockles, Coccus Indicus, Cocculæ officinarum, Coccii orientales, Grana Orientis, (F.) Coque du*

Levant, Coque levant. These berries are remarkable for their inebriating and destructive quality to fish. The deleterious principle appears to reside in the kernel, and in the active principle called *Picrotoz'ine*. *Cocculus Indicus* has been used in decoction to kill vermin. It has, at times, been added to beer, by fraudulent tradesmen, to render it more inebriating.

MENISPERMUM PALMATUM, Calumba.

MENISPERMUM TUBERCULATUM, M. Verrucosum, Cocculus crispus. A Chinese plant, an extract from the root of which is tonic to the stomach and bowels, and possesses some astringency. Dose, 5 to 10 grains.

The same may be said of the *Menispermum cordifolium*—the *Gohincha*, of Bengal.

MENISPERMUM VERRUCOSUM, M. Tuberculatum.

MENOCRYPHIA, Amenorrhœa.

MENOLIPSIS, see Menses.

MENOPAUSIS, see Menses.

MENORRHAIA, Menstruation, vicarious.

MENORRHAG'IA, from μηνιξ, 'a month,' and ρηννυμι, 'I flow fiercely.' Flow of the menses. Frequently, the word is used synonymously with uterine hemorrhage or *menorrhagia*, or for immoderate flow of the menses—*profusa menstruation, Paramenia superflua, P. profusa, Menorrhagia rubra, Catamenio'rum fluxus immodicus, Menstrua immodica, M. superflua, Menorrhœa.*

MENORRHAGIA, Menstruation, Metrorrhagia—m. Alba, Leucorrhœa—m. Difficilis, Dysmenorrhœa—m. Erronea, Menstruation, erronea—m. Stillititia, Dysmenorrhœa.

MENORRHŒA, from μηνιξ, 'month,' and ρεω, 'I flow.' Too long continuing, or too often returning, menstruation. Also, menorrhagia.

MENOSCHESIS, see Amenorrhœa.

MENOSTASIA, Amenorrhœa.

MENOS'TASIS, from μηνιξ, 'month,' and στασις, 'stasis,' 'stagnation.' This word, according to some, signifies the retention of the menses and their accumulation in the uterus. According to others, it means the acute pain which, in some females, precedes each appearance of the menses: a pain which has been presumed to proceed from the stasis of blood in the capillary vessels of the uterus.

MENOXENIA, Menoxenosis, from μηνιξ, 'a month,' and ξενος, 'foreign.' Irregular menstruation.

MENOXENOSIS, Menoxenia.

MENS, Anima, Intellect.

MENSA, 'a table.' The upper superficial part of the jaw teeth.

MENSES, (Mensis, 'a month;') M. Mulie'bres, Mulie'bria, Menses, Fluxus men'struis, F. lunaris, Profuvium mulie'bre, P. genit'alè mulie'bre, Consuetudo menstrua, Catamenia, Menstrua, Emmenia, Tributum luna're seu men'strum, Purgatio'nes, P. menstrua, Gynæceia, Aphædia, Cursus men'struis, Hora, Lunaria; the Courses, Menstrual flux, Monthly courses, M. periods, Flowers, Turns, Terms, The Reds, Troubles, (F.) Mois, Règles, Lunes, Fluxus, Affaires, Époques, Ordinaires, Purgations, Fleurs, Menstrues. The sanguineous evacuation from the uterus, *Sanguis men'struis*, the monthly occurrence of which constitutes menstruation. The first appearance of the menses is usually preceded by the

discharge of a fluid whitish matter from the vagina; by nervous excitement, and by vague pains and heaviness in the loins and thighs; numbness of the limbs, tumefaction and hardness of the breasts, &c. More or less indisposition and irritability also precede each successive recurrence of the menstrual flux. In temperate climates, each period ordinarily continues from three to six days; and the quantity lost varies from four to eight ounces. The menses continue to flow from the period of puberty till the age of 45 or 50. At the term of its natural cessation, *Menopausis*, *Mensespausis* (Gardanne,) *Menopausis*, the flux becomes irregular; and this irregularity is occasionally accompanied with symptoms of dropsy, glandular tumours, &c., constituting the *Parame-nia cessatio* of Good, and what is called the *critical time of life*; yet it does not appear that the mortality is increased by it. With the immediate causes of menstruation we are unacquainted. We express only our ignorance, when we assert it to depend upon periodicity: the discharge comes from the vessels of the uterus, and vagina, and differs from ordinary blood by its peculiar odour, and by its not coagulating. It is evidently connected with the condition of the ovaries, and appears to be synchronous with the periodical discharge of ova from them. It is arrested, as a general principle, during pregnancy and lactation. In warm climates, women usually begin to menstruate early, and cease sooner than in the temperate regions. The quantity lost is also greater. In the colder regions, the reverse of this holds as a general rule.

MENSES ALBI, Leucorrhœa—m. Anomala, Paramenia—m. Devii, Menstruation, vicarious—m. Dolorifici, Dysmenorrhœa—m. Retention of the, see Amenorrhœa—m. Suppression of the, Amenorrhœa.

MENSUM RETENTIO, see Amenorrhœa.

MENTRUA, Menses—m. Alba, Leucorrhœa—m. Difficilia, Dysmenorrhœa—m. Dolorosa, Dysmenorrhœa—m. Immodica, Menorrhagia—m. Superflua, Menorrhagia.

MENTRUAL FLUX, Menses.

MENTRUIATIO ANOMALA, Paramenia—m. Difficilis, Dysmenorrhœa—m. Dolorifica, Dysmenorrhœa—m. Impedita, see Amenorrhœa—m. Per insolitas Vias, Menstruation, vicarious.

MENTRUIATIO RECIDIVA, Menstruation, when protracted beyond the usual age.

MENTRUIATIO RETENTA, Amenorrhœa, Paramenia—m. Suppressa, Amenorrhœa, Paramenia.

MENTRUIATIO, *Menstruatio*, *Chronogonia*, *Menorrhagia*, *Fluxus menstruatis*. The flow of the menses.

MENTRUIATIO DIFFICILE, Dysmenorrhœa—m. Difficult, Dysmenorrhœa—m. Laboriosa, Dysmenorrhœa—m. Profuse, Menorrhagia.

MENTRUIATIO, **VICARIOUS**, is that which occurs from other parts than the uterus. It is called *Parame-nia erroris*, *Menorrhagia erroris*, *Mensium per alie-na loca excretio*, *Menses devii*, *Aberratio mensium seu menstruorum*, *Menstruatio per insolitas vias*, *Hæmatoplasia seu Hæmatoplasia menstruatis*, *Menoplasia*, (F.) *Deviation des Règles*, *Règles déviées*. At times, the secreted fluid has all the characters of the menstrual secretion: at others, it appears to be mere blood.

MENTRUES, Menses.

MENTRUIUM, (F.) *Menstruum*. Same etymon;—the menstruum being, of old, usually continued in action for a month. This name was formerly given to every substance which possesses the property of dissolving others slowly and with the aid of heat. At present, it is used synonymously with *solvent*. Thus—water, alcohol, ether, acids, oils, &c., are menstrua.

MENTRUIUM AURI, Nitro-muriatic acid—m. Ventriculi, Gastric juice.

MENTRUIUM MEDICUM, A measure of 48 ounces.

MENTRUIUM, *Mensuratio*, from *mensura*, 'measure.' *Measurement*. One of the means used for exploring the state of the thoracic and other cavities. It consists in a comparative measurement of each side of the chest, by means of a riband extended from the median line of the sternum to the spine. When effusion exists on one side, the measurement is usually greater than on the other. When, on the other hand, a portion of a lung has ceased, for some time, to exert its respiratory functions, the corresponding side of the chest becomes smaller, in consequence of the contraction of the pleura, retraction of the pulmonary tissue and greater approximation of the ribs.

MENTA, Mentha, Penis.

MENTAGRA, Mentulagra, Sycosis—m. Infantum, Porrigo lupinosa.

MENTAGRA PHYTE, *Mentagrophyte*, from *mentagra*, and *φυτον*, 'a plant.' A name proposed by M. Gruby, of Vienna, for a cryptogamic plant, which he found in the eruption of mentagra.

MENTAL, *Mentalis*, from *mens*, 'mind;' belonging or relating to the mind, as *mental phenomena*, *mental diseases* (*Morbi mentales*,) &c.

In Anatomy, *Mental*, *Mentalis*, (F.) *Mentonniere*, signifies that which relates to the chin; from *mentum*, 'the chin.'

MENTAL ARTERY, (F.) *Artère mentonnière*. This is given off by the inferior dental, and issues at the mental foramen to be distributed on the lower lip.

MENTAL FORAMEN, (F.) *Trou mentonniere*, *Anterior maxillary F.*, is the outer orifice of the inferior dental canal. It is situate on the outer surface of the lower jaw-bone, opposite the second incisor or the canine tooth, and gives passage to the vessels and nerves.

MENTAL FOSSA, see Fossa, mental.

MENTAL NERVE, (F.) *Nerf mentonniere*, is furnished by the inferior dental nerve. It issues by the mental foramen, and is distributed, in numerous filaments, to the muscles of the lower lip.

MENTAL REGION, *Regio mentalis*. The region of the chin.

MENTHA seu **MENTA AQUATICA**, *Menthastrum*, *Sisymbrium menthastrum*, *Mentha rotundifolia palustris*, *Watermint*, (F.) *Menthe aquatique*, *M. rouge*. *Nat. Ord.* Labiate. This is less agreeable than the *Mentha viridis*, and more bitter and pungent. It is used like *spearmint*.

MENTHA CERVINA, *Hart's pennyroyal*, *Hys-sop-leaved mint*, *Pulegium cervinum*, (F.) *Mentha cervina*. Possesses the properties of pennyroyal, but is very unpleasant.

MENTHA CITRATA, Melissa.

MENTHA CRISPA, *Colymbifera minor*, Curled Mint, (F.) *Menthe frisée*, *Menthe crépus*, *Baume d'eau à feuilles ridées*. Possesses the properties of peppermint.

MENTHA GENTILIS, M. viridis.

MENTHA PIPERITA, *Mentha Piperitis*, Peppermint, (F.) *Menthe poivrée*. The odour of this variety is strong and agreeable. Taste, pungent, aromatic, and producing a sensation of coldness in the mouth. Virtues depend upon essential oil and camphor. It is stomachic and carminative. It is chiefly used in the form of essential oil—the *oleum mentha piperita*.

Essence of Peppermint consists of *ol. menthae pip.* ʒij, *sp. vin. rectific.*, coloured with *spinach leaves*, Oij.

MENTHA PULEGIUM, *Pulegium*, *Pulegium regale*, *Pulegium latifolium*, *Glechon*, *Pennyroyal*, *Pudding grass*, (F.) *Pouliot*. The oil—*Oleum pulegii*—possesses the virtues of the plant. It resembles the mints in general in properties. Amongst the vulgar, it is esteemed an emmenagogue.

MENTHA ROMANA, *Balsamita suaveolens*, *Tanacetum balsamita*—m. *Rotundifolia palustris*, M. aquatica—m. *Saracenicam*, *Balsamita suaveolens*, *Tanacetum balsamita*—m. *Sativa*, M. viridis—m. *Spicata*, M. viridis.

MENTHA VIRIDIS, M. *Sativa*, M. *vulgaris*, M. *gentilis*, M. *spicata*, *Spearmint*, (F.) *Menthe sauvage*, *Baume des jardins*, *Menthe verte*, *Menthe des jardins*. Odour strong, aromatic; taste, warm, austere, bitterish. Virtues the same as those of the peppermint. The *Oleum menthae viridis* is obtained from it.

MENTHA VULGARIS, M. viridis.

MENTHASTRUM, *Mentha aquatica*.

MENTHE AQUATIQUE, *Mentha aquatica*—m. *Cervina*, *Mentha cervina*—m. *Cog*, *Tanacetum balsamita*—m. *Crépus*, *Mentha crispa*—m. *Frisée*, *Mentha crispa*—m. *des Jardins*, *Mentha viridis*—m. *Poivrée*, *Mentha piperita*—m. *Rouge*, *Mentha aquatica*—m. *Sauvage*, *Mentha viridis*—m. *Verte*, *Mentha viridis*.

MENTIGO, *Porrigo latvalis*, *Sycosis*.

MENTISME, from *mens*, *mentis*, 'mind.' Any irregular movement of the mind, whether from emotion or a vivid imagination.—*Baumes*.

MENTOBICORNEUS, *Geniocyoides*.

MENTO-LABIAL, *Mento-labialis*. Under this name Chaussier has united the Levator labii inferioris, and Quadratus muscles. See *Depressor labii inferioris*.

MENTO-LABIAL FURROW: a transverse depression situate between the lower lip and the chin, which is remarkable for the perpendicular direction of the hairs growing upon it.

MENTON, *Mentum*.

MENTONNIER, *Mental*—m. *Labial*, *Depressor labii inferioris*.

MENTONNIÈRE, see *Funda*.

MENTULA, *Penis*—m. *Muliebris*, *Cercosis*, *Clitoris*—m. *Parva*, *Pipinna*.

MENTULAGRA, *Mentagra*. A hybrid word, from *mentula*, 'the penis,' and *αγχα*, 'a seizure.' A convulsive erection of the mentula or penis; such as is sometimes observed in eunuchs. See *Pudendagra*.

MENTULATUS, *Membrosus*.

MENTUM, *Geni'on*, *Geni'um*, *Anthe'reon*, 'the chin.' (F.) *Menton*. The inferior and middle part of the face, situate below the lower

lip. The chin is formed of skin, cellular tissue, muscles, vessels, nerves, and the os maxillare inferius.

MENYANTHES TRIFOLIATA, *Minyanthes*, *Trifolium paludo'sum*, *T. aquat'icum*, *T. palustré*, *T. fibrinum*, *Menyanthes*, *Water trefoil*, *Buckbean*, *Bogbean*. *Nat. Ord.* *Gentianæ*. (F.) *Trèfle d'eau*. The taste is intensely bitter, and is extracted by water. It is tonic, anthelmintic, diuretic, cathartic, and, in large doses, emetic. In some countries, it is used as a substitute for hops in making beer.

MENYANTHES VERNA, *American buck bean*, *Marsh trefoil*, *Water shamrock*, *Bitter root*, has similar properties.

MEOSIS, *Meiosis*.

MEPHITIC, *Mephit'icus*; from a Syriac word, signifying 'to blow, to breathe.' Any thing possessed of an unwholesome property; chiefly applied to exhalations.

MEPHITIS HEPATICA, *Hydrogen sulphuretted*—m. *Inflammabilis*, *Hydrogen*—m. *Urinosa*, *Ammonia*.

MEPHITISM. Same etymon. Any pernicious exhalation. *Mephitis* and *Mophe'ta*, (F.) *Mofette* ou *Moufette*, are old names for azote; and, in general, for all exhalations and gases that are unfit for respiration.

MERACUS, *Merus*.

MERAMAUROUSIS, *Hypamaurosis*.

MERANÆSTHESIS, *Meranæsthes'ia*, from *μερος*, 'a part,' *αν*, 'privative,' and *αισθησις*, 'sensation.' Insensibility of a part of the body.

MERATROPHIA, from *μερος*, 'a part,' and *ατροφια*, 'want of nourishment.' Atrophy of some part of the body.

MERCURE, *Hydrargyrum*—m. *Bichlorure de*, *Hydrargyri oxyurias*—m. *avec la Craie*, *Hydrargyrum cum creta*—m. *Cru*, *Hydrargyrum*—m. *Cyanure de*, *Hydrargyri cyanuretum*—m. *Deutiodure de*, *Hydrargyri iodidum rubrum*—m. *Deuto-chlorure de*, *Hydrargyri oxyurias*—m. *Doze*, *Hydrargyri suburias*—m. *Gommeux de Plenek*, *Syrupus de mercurio mediante gummi*—m. *Muriate oxygéné de*, *Hydrargyri oxyurias*—m. *Oxide de, cenâré*, *Hydrargyri oxydum cinereum*—m. *Oxide gris de*, *Hydrargyri oxydum cinereum*—m. *Oxide nitrique de*, *Hydrargyri nitrico-oxydum*—m. *Oxide noir de*, *Hydrargyri oxydum cinereum*—m. *Oxide rouge de*, *Hydrargyri oxydum rubrum*—m. *Protiodure de*, *Hydrargyri iodidum*—m. *Protochlorure de*, *Hydrargyri suburias*—m. *Protoxide de*, *Hydrargyri oxydum cinereum*—m. *Sous-muriate de, précipité*, *Hydrargyrum præcipitatum*—m. *Sous-sulfate de*, *Hydrargyri vitriolatus*—m. *Sulphure de, noir*, *Hydrargyri sulphuretum nigrum*—m. *Sulphure de, rouge*, *Hydrargyri sulphuretum rubrum*.

MERCURIAL, *Mercurialis*, *Hydrargyri-cum*, *Hydrargy'rum*. That which contains mercury: one of the preparations of mercury.

MERCURIALIS, *Mercurialis an'nua*, *French mercury*. It has been esteemed cathartic, hypnotic and cosmetic, and has been chiefly used by way of *lavement*. See *Chenopodium Bonus Henricus*.

MERCURIALIS HUMOR, *Humor melanchol'icus*. A supposititious humour with the older physicians, out of which they presumed that *morbi melanchol'ici* seu *mercuriales* arose.

MERCURIALIS PEREN'NIS, *Cynocram'bè*, *Cam'na bras'sica*, M. *mont'na*, M. *Sylvestris*,

Dog's mercury. This plant is possessed of acro-narcotic properties.

MERCURIALISMUS, Hydrargyriasis.

MERCURII CALX VITRIOLATA, Hydrargyrus vitriolatus—m. Sperma, Hydrargyrus acetatus—m. Terra foliata, Hydrargyrus acetatus.

MERCURIUS, Hydrargyrum—m. Acetatus, Hydrargyrus acetatus—m. Alkalisatus, Hydrargyrum cum cretâ—m. Calcinatus, Hydrargyri oxydum rubrum—m. Causticus flavus, Hydrargyri vitriolatus—m. Cinereus, Hydrargyri oxydum cinereum—m. Cinnabarinus, Hydrargyri sulphuretum rubrum—m. Corallinus, Hydrargyri nitrico-oxydum—m. Corrosivus, Hydrargyri oxymurias—m. Corrosivus ruber, Hydrargyri nitrico-oxydum—m. Corrosivus sublimatus, Hydrargyri oxymurias—m. Cosmeticus, Hydrargyrum præcipitatum—m. Dulcis, Hydrargyri submurias—m. Emeticus flavus, Hydrargyrus vitriolatus—m. Gummosus Plenckii, Syrupus de mercurio mediante gummi—m. Luteus, Hydrargyrus vitriolatus—m. Mortis, Algaroth—m. Niger Moscati, Hydrargyri oxydum cinereum—m. Præcipitatus corrosivus, Hydrargyri nitrico-oxydum—m. Præcipitatus niger, Hydrargyri oxydum cinereum—m. Saccharatus, Hydrargyrum saccharatum—m. Solubilis of Hahnemann, see Hydrargyri oxydum cinereum—m. Sublimatus dulcis, Hydrargyri submurias—m. cum Sulphure, Hydrargyri sulphuretum nigrum—m. Terrestris, Polygonum hydropiper—m. Vitæ, Algaroth—m. Zoticus Hartmanni, Hydrargyri submurias.

MERCURY, Hydrargyrum—m. Acetate of, Hydrargyrus acetatus—m. Ammonio-chloride of, Hydrargyrum præcipitatum—m. Bichloride of, Hydrargyri oxymurias—m. Binoxide of, Hydrargyri iodidum rubrum, see Iodine—m. Bisulphuret of, Hydrargyri sulphuretum rubrum—m. Bromide of, see Bromine—m. with Chalk, Hydrargyrum cum cretâ—m. Chloride of, mild, Hydrargyri submurias—m. Cyanuret of, Hydrargyri cyanuretum m. Deuto-iodide of, see Iodine—m. Dog's, Mercurialis perennis—m. English, Chenopodium bonus Henricus—m. French, Mercurialis—m. Iodide of, Hydrargyri Iodidum—m. Iodide of, red, Hydrargyri Iodidum rubrum—m. Iodo-arsenite of, Arsenic and Mercury, iodide of—m. Muriate of, corrosive, Hydrargyri oxymurias—m. Muriate of, mild, Hydrargyri submurias—m. Nitrate of, Hydrargyri nitras—m. Nitric oxyd of, Hydrargyri nitrico-oxydum—m. Oxide of, black or gray, Hydrargyri oxydum cinereum—m. Oxide of, red, Hydrargyri oxydum rubrum—m. Oxymuriate of, Hydrargyri oxymurias—m. Periodide of, Hydrargyri iodidum rubrum—m. Phosphuretted, Hydrargyrus phosphoratus—m. Precipitate of, white, Hydrargyrum præcipitatum—m. Protochloride of, Hydrargyri submurias—m. Protoiodide of, see Hydrargyri iodidum, and Iodine—m. Prussiate of, Hydrargyri cyanuretum—m. Soluble, Hydrargyri nitras—m. Submuriate of, Hydrargyri submurias—m. Sulphuret of, black, Hydrargyri sulphuretum nigrum—m. Sulphuret of, red, Hydrargyri sulphuretum rubrum, Realgar—m. Sulphuret of, with Sulphur, Hydrargyri Sulphuretum nigrum—m. Tartrate of, Hydrargyri tartaras.

MERCURY AND ARSENIC, IODIDE OF, Arsenic and Mercury, Iodide of—m. and Quinia, Proto-

chloride of, Hydrargyri et Quiniæ Protochloridum.

MERDA, Excrement.

MERDIVOMUS, Copremetus.

MERDUS, Excrement.

MÈRE DES PLANS, Pian.

MEREMPHRAXIS, from *μερος*, 'a part,' and *μπαρξίς*, 'obstruction.' Obstruction or infarction of an organ.

MERICUS, Local.

MERIDRO'SIS, *Sudor partialis* seu *localis*; from *μερος*, 'a part,' and *ιδρωσις*, 'sweating.' A partial perspiration.

MERIMNA, Cura.

MERIMNE, Cura.

MERISIER, Prunus avium.

MEROBALANEUM, Bath, partial.

MEROBALNEUM, Bath, partial.

MEROCELE, *Mirocèle*, *Merorixis*, *Merorrhæxis*, from *μερος*, 'the thigh,' and *κηλη*, 'tumour;' *Hernia cruralis* seu *femoralis*, *Femoral* or *crural hernia*, (F.) *Hernie crurale* ou *fémorale*. In this hernia, the viscera issue from the abdomen through the crural canal; or through an opening immediately on the outer side of Gimbernat's ligament, which gives passage to lymphatic vessels. This affection is more frequent in the female than in the male, and especially in those who have had children. The tumour, formed by the merocele, is generally small, round, and more or less difficult of reduction. In other respects, it possesses all the characters of hernia. The neck of the sac has, close on the outside, the epigastric artery; above, the spermatic cord and spermatic artery in the male—the round ligament in the female; on the inside, Gimbernat's ligament; and, below the pubes. When the obturator artery arises from the epigastric, it generally passes on the outside of and below the orifice of the sac; sometimes, however, it takes a turn above, and then to the inside of the opening. J. Cloquet asserts, that of 134 cases, in one only did he find the epigastric artery on the inside of the orifice of the sac.

The operation, required in strangulation of this variety, may be practised on the aponeurotic opening, by cutting downwards and inwards, on the side of Gimbernat's ligament.

MEROCOXYALGIA, Coxalgia.

MEROPIA, from *μερος*, 'a part,' and *ωψ*, 'the eye.' A partial obscurity of vision.

MERORIXIS, Merocele.

MERORRHEUMA, *Rheumatis' mus partialis*, *Rh. localis*, *Rh. Membro'rum singulo'rum*; from *μερος*, 'a part,' and *ρῦμα*, 'defluxion, rheumatism.' Rheumatism affecting a part. Topical or local rheumatism.

MERORRHEXIS, Merocele.

MEROS, Femur, Thigh.

MERRY-ANDREW. An itinerant quack, who exposes his nostrums for sale at fairs and markets. See CHARLATAN.—So called from Dr. Andrew Boorde, who lived in the reigns of Henry VIII., Edward VI., and Queen Mary, and who was in the habit of frequenting fairs and markets at which he harangued the populace.

MERUS, *Mera'cus*, *A'eratos*, 'pure, genuine;' as *Vinum merum*, unmixt wine.

MERUS, Femur, Thigh.

MERVINE MALE, Cypripedium luteum.

MERCISMUS, Rumination.

MERYCOLOGIA, from *μερῶν*, 'I rumi-

nate,' and *λογος*, 'a description.' Any work on rumination may be so termed.

MESA, Genital organs.

MESARÆUM, Mesentery.

MESARAIC, Mesenteric.

MESEMAR, Mismar.

MESEMBRYANTHEMUM COPTICUM, see Soda.

MESEMBRYANTHEMUM CRYSTALLINUM, *M. ficoides*, *Di' amond fig-marygold*, *Ice-plant*, (F.) *Gluciale*, *Crystalline*. It has been recommended in dysuria, ischuria, and some other affections of the urinary organs.

MESENCÉPHALE, Medulla oblongata, Pons Varolii.

MESENTERIC, *Mesaraic*, *Mesentericus*, *Mesaraicus*, *Mesaraicus*; from *μεσεντεριον*, or *μεσεναιον*, 'the mesentery.' That which relates or belongs to the mesentery.

MESENTERIC ARTERIES are two in number, and distinguished into, 1. The *Superior mesenteric*, which arises from the anterior part of the abdominal aorta, below the celiac. It immediately descends to the left, forwards, behind the pancreas, and in front of the third portion of the duodenum,—to gain the superior extremity of the mesentery, where it makes a long curvature, the convexity of which is turned forwards and to the left. Towards the termination of the ileum, it ends by anastomosing with a branch of the *A. colica dextra inferior*. At its concavity, it gives off the three *Arteria colica dextra*, which belong to the great intestine; and, at its convexity, it sends off fifteen or twenty branches, which are distributed to the small intestine, after having formed numerous arches by their anastomoses.

2. The *Inferior Mesenteric Artery* arises from the anterior part of the abdominal aorta, an inch and a half before its termination. It descends, on the left side, behind the peritoneum; engages itself in the substance of the iliac mesocolon, forming a considerable curvature, whose convexity faces the left side. When it reaches the brim of the pelvis, it passes along the posterior separation of the mesorectum, and attains the neighbourhood of the anus, under the name *Superior hemorrhoidal artery*. It gives off no branch at its concave part; but, from the convex, the three *Arteriæ colicæ sinistræ* arise.

MESENTERIC DISEASE, *Tabes mesenterica*.

MESENTERIC GLANDS are the lymphatic ganglions of the mesentery. Through them, the chyloferous vessels pass to the thoracic duct. Their uses are unknown. When diseased, nutrition is interfered with, and atrophy produced.

MESENTERIC HERNIA. If one of the layers of the mesentery be torn by a blow, whilst the other remains in its natural state, the intestines may insinuate themselves into the aperture, and form a kind of hernia. It is not known during life.

MESENTERIC PLEXUSES are furnished by the solar plexus, and have been distinguished into *superior* and *inferior*; like the mesenteric arteries which they accompany.

MESENTERIC OF MESARAIC VEINS are two in number, and belong to the vena porta. They are distinguished into, 1. The *Superior mesenteric* or *mesaraic* or *great mesaraic*. This trunk receives, from above to below and on the right side, the three *venæ colicæ dextræ* and the *Gastro-epiploica dextra*. Into its left side, the veins

of the small intestine open. It passes in front of the transverse portion of the duodenum; and, behind the pancreas, unites with the splenic vein to concur in the formation of the vena porta.

The *inferior* or *lesser mesenteric vein* corresponds to the artery of the same name, and opens into the splenic, near the union of that vein with the superior mesenteric, and behind the pancreas.

MESENTERIITIS, Mesenteritis.

MESENTERITIS, *Mesenterii'tis*, *Empres'ma peritonii'tis mesenterica*, *Enteriti's mesenterica*, *Inflammation of the mesentery*. The pain is here deeper seated and more immediately in the mesenteric region. The external tenderness is less than in some of the other varieties of peritonitis. See *Tabes Mesenterica*.

MESENTERIUM, Mesentery—m. *Crassum*, *Mesocolon*.

MESENTERON, Mesentery.

MESENTERY, *Mesenterium*, *Mesaraion*, *Mesaraicum*, *Media'num*, *Membra'na pinguis intestino'rum*, *Lactes*, *Mesen'teron*, *Mesera'um*, *Mesora'um*, *Mediv'm intesti'num*, *Epichor'dis*, from *μεσος*, 'in the middle,' and *εντερον*, 'intestine.' (F.) *Mésentère*. A term in anatomy, applied to several duplicatures of the peritoneum, which maintain the different portions of the intestinal canal in their respective situations; allowing, however, more or less mobility. They are formed of two laminæ, between which are contained the corresponding portion of intestine and the vessels that pass to it. One only of these duplicatures has received the name *mesentery*, properly so called. This belongs to the small intestine, which it suspends and retains *in situ*. Its posterior margin, which is the smallest, is straight, and descends obliquely from the left side of the body of the second lumbar vertebra to the right iliac fossa. Its anterior margin is curved, undulating, plaited, and corresponds to the whole length of the small intestine. The mesentery contains, between the two laminæ which form it, a number of lymphatic ganglions; the trunks and branches of the mesenteric vessels; the nervous plexuses accompanying them, and many lacteals and lymphatics.

MESERA, Tutia.

MESERÆUM, Mesentery.

MESERAION, Mesentery.

MESIAMUM, Aniceton.

MESMERIC, *Mesmericus*. Relating to mesmerism or animal magnetism:—as the 'mesmeric state,' 'mesmeric sleep,' &c. &c.

MESMERISM, Magnetism, animal.

MESMERIZED, *Mesmerizatus*, *Hypnotized*. Affected with mesmerism or animal magnetism.

MESO, *μεσος*, 'in the middle.' A prefix to certain words.

MESOBREGMATE, see Cranium.

MESOCÆCUM. A name given to a duplicature of the peritoneum, (in some persons only,) at the posterior part of the cæcum.

MESOCEPHALE, Medulla oblongata, Pons Varolii.

MESOUCHON'DRIAC, *Mesochondriacus*; from *μεσος*, and *χονδρος*, 'cartilage.' A name given by Boerhaave to fleshy fibres situate between the cartilaginous rings of the trachea.

MESOCOLIC HERNIA. Hernia is so

named by Sir Astley Cooper; when the bowels glide between the layers of the mesocolon.

MESOCOLON, *Mesocolum*, *Mesenterium crassum*, from *μεσος*, and *κολων*, 'the colon.' A name given to the duplicatures of the peritoneum, which fix the different parts of the colon to the abdominal parietes. It has received different names, according to its situation. The *right lumbar mesocolon* fixes the ascending colon to the corresponding lumbar region. The *transverse mesocolon* arises from the concave arch of the colon, and forms a septum between the epigastric and umbilical regions. Its inferior portion is continuous with the mesentery. The *left lumbar mesocolon*, which contains the ascending colon, is continuous below with the *Iliac mesocolon*. The last includes between its layers the sigmoid flexure of the colon, and ends in the mesorectum. Under the right kidney, it is narrow and firm, and forms the *right ligament of the colon*: at the under end of the left kidney, it forms the *left ligament of the colon*.

MESOCRANIUM, Sinciput.

MESOCRANUM, Sinciput.

MESODERMUM, Corpus mucosum.

MESODME, Mediastinum.

MESODMITIS, from *μεσoδμη*, 'the mediastinum,' and *itis*, 'inflammation.' *Mesotachitis*, *Mediastinitis*, *Inflammatio mediastini*. Inflammation of the mediastinum.

MESOGASTRIUM, Umbilical region.

MESOGLOSSUS, Genioglossus.

MESOGLOTTUS, Genioglossus.

MESOGONIUM, Internodium.

MESOLOBAR. Belonging to the *Mesolobe* or *Corpus callosum*.

MESOLOBAR ARTERIES, *Arteriæ mesolobicae*, *A. corporis callosi cerebri*, are the arteries of the corpus callosum.

MESOLOBE, Corpus callosum.

MESOMERIA, from *μεσος*, and *μερος*, 'the thigh.' The parts of the body situate between the thighs or hips.

MESOMERION, Perinæum.

MESOMPHALUM, Umbilicus.

MESOPHLEBIUM, from *μεσος*, 'in the middle,' and *φλεψ*, 'a vein;' *Interveniium*. The space between two veins.

MESOPHYRION, *Glabella*, *Gabella*, *Intercilium*, *Motopyrium*, *Nasal eminence*. The part between the eyebrows; from *μεσος*, 'the middle,' and *οφρυα*, 'the eyebrows.'

MESOPLEURIUM, Intercostal space.

MESOPLEURIUS, Intercostal.

MESORÆUM, Mesentery.

MESORECTUM. A hybrid word; from *μεσος*, and *rectum*, 'the intestine rectum.' A triangular reflection, formed by the peritoneum, between the posterior surface of the rectum and the anterior surface of the sacrum. Between the two layers of which the mesorectum is composed are found much cellular tissue, and the termination of the inferior mesenteric vessels.

MESOS, Meso.

MESOSCELOCELE, Hernia, perineal.

MESOSCELOM, Perinæum.

MESOSCELOPHYMA, from *Mesoscelom*, 'perinæum,' and *φυμα*, 'swelling.' A tumour of the perinæum.

MESOTHENAR, from *μεσος*, and *θεναρ*, 'the thenar,' 'the palm of the hand.' A muscle, which carries the thumb towards the palm.

Winslow applied the term to the abductor pollicis, united to the deep-seated portion of the flexor brevis pollicis.

MESOTICA, from *μεσος*, 'middle.' Diseases affecting the parenchyma. Pravity in the quantity or quality of the intermediate or connecting substance of organs; without inflammation, fever, or other derangement of the general health. The first Order, class *Eccritica* of Good.

MESOTÆCHITIS, Mesodmitis.

MESOTÆCHIUM, Mediastinum.

MESOTÆCHUM, Mediastinum.

MESPILUS; *Mespilus Germanica*. The *medlar*, (F.) *Néflier*. The fruit, (F.) *Néfle*, and seeds of the medlar have both been used medicinally:—the immature fruit as an astringent, and the seeds in nephritic diseases. See *Cratægus Aria* and *Sorbus acuparia*.

MESPILUS OXYACANTHA, *Oxyacantha*, *Spina alba*, *White Hawthorn*, (F.) *Aubepine*. The flowers of this uncommon European plant are sometimes used in infusion as a pectoral.

META, *μετα*, *Met'*, *μεθ'*, 'with,' 'together with,' 'after,' 'change of form and place.' A common prefix to words. Hence:

METABASIS, *Transitus*, *Metabolé*, *Metabol'ia*, *Metal'agi*, *Metallax'is*, from *μεταβαίνω*, 'I digress.' A change of remedy, practice, &c.—Hippocrates.

METABOLE, Metabasis, Transformation.

METABOLEOGY, *Metabolelog'ia*; from *μεταβολη*, 'change,' and *λογος*, 'a description.' A description of the changes which supervene in the course of a disease.

METABOLIA, Metabasis.

METACARPAL, *Metacarpia'nus*, (F.) *Métacarpien*. Relating or belonging to the metacarpus.

METACARPAL ARTERY, *Arteria dorsalis metacarpi*, arises from the radial, at the moment it engages itself in the upper extremity of the abductor indicis. It descends obliquely upon the back of the hand. Its branches are distributed to the abductor indicis, and the integuments: some communicate with the *dorsalis carpi*.

METACARPAL ARTICULATIONS are those by which the last four metacarpal bones are united together at their upper extremity.

METACARPAL BONES, or bones which compose the metacarpus, are five in number; and distinguished into *first*, *second*, *third*, &c., beginning from the outer or radial side. They are articulated by their superior extremity with the bones of the second range of the carpus; and by the lower with the first phalanges.

METACARPAL LIGAMENT, *Inferior palmar Ligament*, is a fibrous band, stretched transversely before the inferior extremities of the last four metacarpal bones, which it keeps in their respective positions.

METACARPAL PHALANGES are the first phalanges of the fingers; so called, because they are articulated with the bones of the metacarpus.

METACARPAL RANGE OF ROW of the carpal bones, (F.) *Rangée métacarpienne du carpe*, is the lower row of carpal bones; so called because they are articulated with the bones of the metacarpus. It is composed of the trapezium, trapezoides, magnum, and unciniforme.

METACARPEUS, Abductor metacarpi minimi digiti.

METACARPIEN, Metacarpal—*m. du Petit doigt*, Opponens minimi digiti—*m. du Pouce*, Opponens pollicis.

METACARPION, Metacarpus.

METACARPO-PHALANGÆUS POLLICIS, Adductor pollicis manus.

METACARPO-PHALANGIAN, *Metacarpophalangianus*, *Metacarpophalang*, (F.) *Métacarpophalangien*. That which belongs to the metacarpus and phalanges.

METACARPO-PHALANGIAN OF METACARPO-PHALANGAL ARTICULATIONS are formed by the bones of the metacarpus and the corresponding phalanges. In these articulations, the bony surfaces are incrustated with cartilage, covered by a synovial membrane, and kept in connexion by means of an anterior and two lateral ligaments.

MÉTACARPO-PHALANGIEN LATÉRAL SUS-PALMAIRE, ET MÉTACARPO-PHALANGIEN LATÉRAL, Interosseus manus.

METACARPUS, from *μετα*, 'after,' and *carpus*, 'the wrist;' *Metacarpium*, *Postbrachiale*, *Postcarpium*, *Torus manus*, (F.) *Métacarpus*. The part of the hand comprised between the carpus and fingers. It is composed of five parallel bones, called *metacarpal*; forming the back of the hand, externally, and the palm internally.

METACERASMA, Cerasma.

METACHEIRIXIS, Surgery.

METACHIRISIS, Surgery.

METACHIRISMUS, Surgery.

METACHORESIS; Metastasis.

METACINEMA, Metastasis.

METACINESIS, Metastasis.

METACONDYLE, see Phalanx.

METACYÆSIS, from *μετα*, 'after,' and *κρησις*, 'pregnancy;' *Graviditas extra-uteri-na secunda-ria*. Extra-uterine pregnancy in which the fœtus is at first in the uterus, but subsequently in some other place.

METADERMATO'SIS, from *μετα*, 'after,' and *δερμα*, 'skin.' A morbid development of the epidermis or epithelium.

METAL, *Metal'ium*. A class of simple, combustible bodies; distinguished from others by considerable specific gravity; a particular splendour; almost total opacity; insolubility in water; and the property they have of ringing when struck. Metals have no effect, except of a mechanical nature, when taken into the stomach; unless they have already undergone, or undergone, in the stomach, oxidation or union with an acid; when several most deleterious compounds may be formed. Copper cents; half-pence; quicksilver; lead, have frequently been swallowed in the metallic state with impunity. Tin and mercury are the only metals used to produce a mechanical effect; the former as an anthelmintic,—the latter, idly enough, in cases of fancied intussusception.

MÉTAL DES CLOCHES, Bell metal.

METALLAGE, Metabasis.

METALLAXIS, Metallage.

METALLIC VOICE, *Tintement métallique*.

METALLODYNIA, from *μεταλλον*, 'a metal,' and *δυσνη*, 'pain.' Pain owing to the injurious influence of a metal—as lead, quicksilver, &c.

METALLUM, Metal—*m. Hæmatopoeticum*, Ferrum.

METAMORPHOSIA, *Phantasmascopia*, *Phantasmatoscopia*, from *μεταμορφωσις*, (*μετα*, and *μορφη*, 'form,') 'I transform,' and *ωψ*, 'the eye.' *Suffusio*, *Suffusio Oculorum*, *Suffusio metamorphosis*, *S. Myodes*, *Imagination* (Maître-Jean); *Crupsia*, *Marmar'ygé*, *Marmorygé*, *Macula ante oculos volitantes*, *Marmar'gia*, *Oculi marmar'ygodes*, *False sight*, (F.) *Berlue*. Aberration of the sense of sight, which transmits the image of Imaginary objects. This affection sometimes depends on a slight opacity in the transparent parts of the eye; the cornea, crystalline, or vitreous humour, when it is symptomatic and of no consequence. At other times, it appears to be idiopathic; and occurs particularly in those who have been in the habit of constantly fixing their eyes on very brilliant or small bodies. The objects, fancied to be seen, are various. They are sometimes circular, perpetually moving, or shining or black spots, cobwebs, insects, or pieces of wood—when they are often termed *Musca volitantes*, (F.) *Mouches volantes*, and the condition *Visus muscarum*, *Scotom'ata*, *Suffusio Myodes*, *Myiodesopsia*, *Myodeopsia*, *Visus muscarum*. These appearances sometimes continue for a few days; being dependent on the state of the nerves of the individual at the time; or they may exist for life, and ultimately impair the sight.

If the affection be symptomatic, it is of but little moment. If idiopathic; and connected with any excitement of the brain, which is not often the case, attention will have to be paid to that organ.

METAMORPHOSIS VENTRICULI GELATINIFORMIS, Gastromalacia.

METANGINOS, Decantation.

METAPEDIUM, Metatarsus.

METAPHRENON, Dorsum.

METAPHYTEIA, Transplantatio.

METAPODIUM, Metatarsus.

METAPOROPE'IA, *Metaporo'p'ie'sis*, from *μετα*, 'after,' *πορος*, 'a pore,' and *ποιω*, 'to make.' The change produced in the minute pores, in the capillary extremities of vessels,—when they pass from the morbid to the healthy condition.—Galen.

METAPTO'SIS, *Metaschematis'mis*, *Metaschematisis*. Mutation; change; from *μεταπεινω*, (*μετα*, and *πεινω*, 'I fall,') 'I digress.' Any change in the form or seat of a disease.

METARRHÆA, *Metar'rh'ysis*, from *μετα*, 'change of form or place,' and *ρῆω*, 'I flow.' Reflux. The transfer of a disease from without to within, or from one part to another.

METARRHYSIS, *Metrorrhæa*.

METASCHEMATISIS, Metaptosis.

METASCHEMATISMUS, Metaptosis.

METASTASIS, *Metachore'sis*, *Metacine'ma*, *Metacine'sis*, from *μεβιστημι*, (*μετα*, and *στανις*, 'place,') 'I change place.' *Displacement*, *Translation*. A change in the seat of a disease; attributed, by the Humorists, to the translation of the morbid matter to a part different from that which it had previously occupied; and by the Solidists, to the displacement of the irritation. It has also been used in the same extensive sense as Metaptosis. Disputes have often been indulged, whether a case of metastasis ought not rather to be esteemed

one of extension of the disease. The phenomena of gout and acute rheumatism are in favour of metastasis occasionally supervening.

METASTASIS LACTIS, Galactoplasia, Phlegmatia dolens.

METASTATIC, *Metastaticus*. Belonging or relating to metastasis. A *metastatic crisis* is one produced by metastasis;—a *metastatic affection*, one caused by metastasis, &c. See Abscess, metastatic.

METASYNCRISIS, from *συνκρίνω*, 'I compose,' and *μετα*, which indicates a change. *Recomposition*. A word employed by some disciples of Asclepiades. This physician supposed, that all animals are formed by the union or assemblage of atoms. He designated all bodies by the word *συνκρίματα*; which signifies 'assemblage.' *Συνκρίσθαι*, 'to be assembled,' was, with him, synonymous with 'to exist;' and *διακρίσθαι*, 'to separate,' was, with him, synonymous with 'to dissolve,' 'to cease to exist.' The word *Metasynerisis* was invented to express the recomposition of bodies after their momentary dissolution. Some have rendered the word by the Latin *Recorporatio*.

METASYNCRITIC, *Metasyneriticus*, *Recorporativus*. Belonging or relating to metasynerisis. A name formerly given to medicines to which was attributed the virtue of producing the metasynerisis or regeneration of the body, or some of its parts.

METASYNCRITIC CYCLE meant a determinate series of remedies employed for this purpose.

METATAR'SAL, *Metatar'seus*, (F.) *Métatarsien*. Relating or belonging to the metatarsus.

METATARSAL ARTERY, *Artère sus-métatarsienne* of Chaussier, arises from the *Arteria dorsalis Tarsi*; passes transversely over the back of the foot; and furnishes, at its convexity, which is anterior, three branches, called *A. interossea dorsales Pedis*. These branches are distributed in the interosseous spaces.

METATARSAL ARTICULATIONS are those resulting from the junction of the metatarsal bones with each other. They are strengthened, behind, by dorsal, and plantar ligaments; and before, by a *transverse metatarsal ligament*, which is plantar, and has the greatest analogy to the *inferior transverse metacarpal ligament*.

METATARSAL BONES, (F.) *Os métatarsiens*, are five in number, and distinguished by their number; first, second, third, &c., reckoning from the outer side.

METATARSAL PHALANGES are the first phalanges of the toes; so called because they are united to the metatarsus.

METATARSAL ROW—(F.) *Rangée métatarsienne*—of the bones of the tarsus, is the second row, or that contiguous to the metatarsus; comprehending the cuboids and three cuneiform bones; some add the scaphoids.

METATARSEUS, see *Abductor minimi digiti pedis*.

MÉTATARSIEN, *Metatarsal*.

METATARSO-PHALANGIAN, *Metatarso-phalangia'nus*, *Metatarso-phalangal*. Relating to the metatarsus and phalanges.

METATARSO-PHALANGIAN OF METATARSO-PHALANGAL ARTICULATIONS are formed by the bones of the metatarsus and the corresponding phalanges. They bear the greatest analogy to the *metacarpophalangean articulations*.

MÉTATARSO-PHALANGIEN-LATÉ-

RAL, see *Interossei pedis*—*m. Sous-phalangien transversal du premier orteil*, *Transversus pedis*.

METATAR'SUS, *Metatar'sium*, *Metapodium*, *Metapodium*, *Præcor'dium* seu *Solium pedis*, *Vestigium pedis*, from *μετα*, 'after,' and *ταρσος*, 'the tarsus.' That part of the foot which is situate between the tarsus and toes, corresponding with the metacarpus. It is composed of five parallel bones; one to each toe. Like the metacarpal bones, they are developed from two points of ossification.

METATHESIS, from *μετατίθημι*, (*μετα*, and *τίθημι*, 'to place,') 'I change place.' *Transpositio*. An operation, by which a morbid agent is removed from one place to another, where it may produce less disturbance in the exercise of the functions;—as, for example, in the operation of depressing cataract, or when calculus in the urethra is pushed back into the bladder. Also, Derivation.

METATOC'IA, from *μετα*, 'change of form or place,' and *τοκίς*, 'birth.' Parturition in a preternatural manner. Preternatural labour.

METATOPTOSIS, *Diadexis*.

METENSOMATOSIS, *Incorporation*.

METEORISMA, *Sublimation*, *Tympanites*.

METEORISMOLOGY, *Meteorologia*, from *μετεωρος*, 'a meteor,' and *λογος*, 'a discourse.' The science, whose object is a knowledge of the origin, formation, appearance, &c. of meteors. The state of the atmosphere has a most important bearing upon the health of animals. The whole range of epidemic affections have their causes seated there. Meteorological observations have, hence, ever been attended to by the physician for the purpose of detecting the precise character of any particular epidemic influence. The barometer, thermometer, and hygrometer are the instruments used with this intent—to detect, as well the varying weight or pressure, and the temperature, as the moisture. Perhaps, of the three conditions, the last exerts more influence in the production of disease than either of the others. Our knowledge, however, of this part of physics is extremely limited and unsatisfactory.

METER, *μέτρον*, 'a measure,' a suffix to words denoting 'a measure,' as in *Barometer*, *Pleximeter*, &c.

METHÆMACHYMIA, *Transfusion*.

METHE, *Temulentia*.

METHEGLIN, *Melizomum*.

METHEMERINUS, *Quotidian*.

METHOD, *Meth'odus*, from *μετα*, 'with,' and *οδος*, 'way.' This word has different acceptations in the sciences. In medicine, *curative method*, *meth'odus medendi*, is the methodical treatment of disease.

METHOD, MARIANO'S, see *Lithotomy*.

METHOD, NUMERICAL, *Method of Observation of Louis*, (F.) *Methodo numérique*, consists in observing every case and every symptom of a case numerically, so as to ensure, as far as practicable, accuracy of observation; and to enable us by the analysis and collation of such facts to deduce general laws and conclusions. Also, the application of numbers to the study of disease. See *Statistics, Medical*.

MÉTHODE NUMÉRIQUE, *Method*, numerical, *Statistics, medical*—*m. Perturbatrice*, *Perturbatrix (Medicina)*.

METHODICS, *Methodists*.

MÉTHODIQUES, *Methodists*.

METHODISTS, *Methodical sect, Methodists*, (F.) *Methodistes, Methodiques*. A sect of physicians whose doctrine was in vogue after that of the Empirics and Dogmatists, towards the end of the first century. According to the Methodists, of whom Themison was the chief, almost every disease was dependent on contraction or 'relaxation';—*strictum* or *laxum*. To these two causes, they added a third—*mixed* or *compound*—to include those affections which partook of the two characters. The doctrine, *medicīna methodīca*, resembled, in some respects, that of Brown.

METHODOLOGY, (MEDICAL), *Methodologia Medīca*, from *μεθoδος*, 'method,' and *λογος*, 'a discourse.' A word used, by the French more especially, to signify *method* applied to the study of any science. *Medical Methodology*, consequently, means *method* applied to the study of medicine.

METHODUS CATALEPTICA, see *Cataleptic*—m. *Celsiana*, see *Lithotomy*—m. *Curatoria*, *Therapeutics*.

METHODUS DERIVATORIA. The derivative or *evellent* system of treatment.

METHODUS ENDERMATICA seu *ENDERMICA*, see *Endermic*—m. *Franconiana*, see *Lithotomy*—m. *Guytoniana*, see *Lithotomy*—m. *Medendi*, *Method* of cure, *Therapeutics*.

METHOMANIA, from *μεθη*, 'drunkenness,' and *μανια*, 'mania.' An irresistible desire for intoxicating substances. *Temulencia*.

METHYSMUS, *Temulencia*.

METHODONTIASIS; from *μετα*, 'in the sense of change,' and *odontiasis*, 'dentition.' Faulty development of the teeth.

METOPAGES, *Symphyocephalus*.

METOPANTRA, *Frontal sinuses*.

METOPANTRAL'GIA, from *μετωπον*, (*μετωπα*, and *ων*, 'the eye,') 'the forehead,' *αντρον*, 'a cavity,' and *αλγος*, 'pain.' Pain in the frontal sinuses.

METOPANTRITIS, *Inflammatio sinuum frontaliūm*, from *μετωπον*, 'the forehead,' *αντρον*, 'a cavity,' and *itis*, denoting inflammation. Inflammation of the frontal sinuses.

METOPION, *Bubon galbanum*.

METOPIMUM, *Mesophryon*.

METOPODYNIA, *Neuralgia frontalis*.

METOPON, *Front, Frontal bone*.

METOPOSCOPY, *Metoposcopyia*, from *μετωπον*, 'the forehead,' and *σκοπειν*, 'to view.' The art of knowing the temperament and character of a person, by inspecting the traits of his forehead or face. See *Physiognomy*.

METRA, *Uterus*.

METRÆMORRHAGIA, *Metrorrhagia*.

METRAL'GIA, *Metrodyn'ia*, from *μητρα*, 'the womb,' and *αλγος*, 'pain.' Pain in the uterus.

METRANASTROPHE, *Uterus, inversion of the*.

METRATRESIA, *Imperforatio uteri*, from *μητρα*, 'the womb,' and *σπρσσια*, 'imperforation.' An unnatural closure of the uterus.

METRELCO'SIS, *Metrelco'sis*, from *μητρα*, 'the womb,' and *ελκος*, 'an ulcer.' Ulceration of the uterus.

METREMPHRAXIS, from *μητρα*, 'the uterus,' and *μφρασσω*, 'I obstruct.' Obstruction of the womb or of the vessels of the womb—*Infarctus uteri*. A name under which some authors have confounded chronic inflammation

of that viscus, and the different degenerations to which it is exposed.

METREMPHYSEMA, *Physometra*.

METREN'CHYTA, *Metren'chytes*, from *μητρα*, 'the uterus,' and *εγχυω*, 'I inject.' Injection of the uterus. Substances injected into the uterus are also called *Metren'chyta*.

METREURYS'MA; from *μητρα*, and *ευρος*, 'dilated.' A morbid dilatation of the womb.

METRELCO'SIS, *Metrelcosis*.

METRIOPATHI'A, from *μετρος*, 'tempered,' and *παθος*, 'affection.' State of an individual whose passions are temperate.

METRI'TIS, from *μητρα*, 'the womb,' *Febris uteri'na*, *Hysteritis*, *Empres'ma Hysteritis*, *Inflammatio Uteri*, *Metrophlogo'sis*, *Inflammation of the Uterus or Womb*; (F.) *Inflammation de la matrice*. The characteristic symptoms of this affection are:—pain, swelling, and tenderness in the hypogastric region; with heat, pain, and tenderness of the os uteri; vomiting, smallness, and frequency of pulse. It occurs most frequently after delivery, when there is generally suppression of the lochial discharge. The treatment must be vigorous,—bleeding early, so as to make a decided impression; followed by a full dose of opium, fomentations, blisters, &c.

Acute inflammation of the womb, seated in its internal membrane, *Endo-metri'tis*, has been called *Inflammatio catarrhalis uteri* or *Acute catarrh*, (F.) *Catarrhe agui*, of that viscus. It is known by the discharge of a clear, stringy fluid *per vaginam*; preceded by pains, which, from the hypogastric region, shoot to the thighs, groins, &c., with more or less fever. It requires the antiphlogistic treatment. *Chronic metritis* sometimes succeeds the acute. To it must be referred the indurations, observed in the uterus, and many of the leucorrhœal discharges to which females are subject.

METRITIS SEPTICA, *Metrocace*—m. *Venosa*, see *Phlebitis*.

METROBLENNORRHŒA, *Leucorrhœa uteri*.

METROC'ACŒ, *Metri'tis septica*: from *μητρα*, 'the womb,' and *κακος*, 'evil.' Putrescency or gangrene of the uterus.

METROCAMP'SIS, *Hysteroloxia*.

METROCARCINO'MA, *Hystero'carcino'ma*, *Uteri carcino'ma*, *Cancer uteri*, from *μητρα*, 'the uterus,' and *καρκινωμα*, 'cancer.' Cancer of the uterus.

METROCELIDES, *Nævus*.

METROCHOL'OSIS, from *μητρα*, 'the uterus,' and *χολος*, 'bile,' *Febris puerperalis bilio'sa*.

METRODYNIA, *Metralgia*.

METROHŒMIA, *Hypermetrohémie*, from *μητρα*, 'the uterus,' and *αιμα*, 'blood.' *Hyperæmia* or congestion of blood.

METROHEMORRHAGE, *Metrorrhagia*.

METROLOXIA, *Hysteroloxia*.

METROMALACOMA, *Hysteromalacia*.

METROMALACOSIS, *Hysteromalacia*.

METROMANIA, *Nymphomania*.

METROPATHI'A, from *μητρα*, 'the womb,' and *παθος*, 'affection.' An affection of the womb.

MÉTRO-PÉRITONITE PUERPÉRALE, see *Peritonitis*.

METROPERITONITIS, from *μητρα*, 'the uterus,' and 'peritonitis.' *Inflammatio uteri et*

peritonæi. Inflammation of the uterus and peritoneum. Puerperal Fever. See Peritonitis.

METROPHLEBITIS, from *μητρα*, 'the uterus,' *φλεψ*, 'a vein,' and *itis*, denoting inflammation. Inflammation of the veins of the uterus.

METROPHLEBITIS PUERPERALIS, see Phlebitis.

METROPHLOGOSIS, Metritis.

METROPHTHISIS, *Phthisis uterina*; from *μητρα*, 'the uterus,' and *φθιω*, 'I consume.' Consumption from ulceration of the uterus;—*Ul'cera seu Helco'sis uteri*.

METROPOLYPUS, *Hystero-polypus*, *Polyppus Uteri*, from *μητρα*, 'the uterus,' and *polyppus*. Polypus of the uterus.

METROPROPTOSIS, Prolapsus uteri.

METROPTOSIS, Prolapsus uteri.

METRORRHAG'IA, *Metrorrhag'ia*, *Hæmorrhagia uterina*, *H. uteri*, *Sanguiflua'us uterinus*, *Sanguinis stillicidium ab Utero*, *Fluor uterini sanguinis*, *Profu'vium Sanguinis ex utero*; *Hysterorrhag'ia sanguinea*, *Hysterorrha'a*, *Hæmorrhag'ia uterina* (of some), *Menorrhag'ia* (of some), *Uterine Hemorrhage*, *Hemorrhage from the Womb*, *Metrorrhage*, *Hæmatomé'tra*, *Hæmatoma'tra*, (F.) *Hémorrhagie de la Matrice*, *Pertes*, *Pertes utérines rouges*, *P. de sang*, from *μητρα*, 'the womb,' and *ρηγνυμι*, 'I break forth.' An effusion of blood from the inner surface of the uterus, either at the menstrual or other periods; but in a greater quantity than proper. Uterine hemorrhage may be caused by those influences which produce hemorrhage in general. It happens, however, more frequently during pregnancy, and during or after delivery, when the vascular system of the uterus is so circumstanced as to favour its occurrence more than at other periods. The termination of metrorrhagia is usually favourable. Should it, however, be very copious, or frequently recur; or should it happen to a great extent after delivery, death may occur very speedily; and, in some cases, without the discharge being perceptible; constituting *internal hemorrhage*.

Uterine hemorrhage may be *active* or *passive*; requiring obviously a different treatment. The general management is similar to that of hemorrhage in general, as the horizontal posture: acid drinks; free admission of cool air; cold applications to the loins, thighs, and abdomen; injection of cold water, even of iced water, into the vagina; plugging the vagina, so as to prevent the discharge *per vaginam*, and thus induce a coagulum in the mouths of the bleeding vessel. Such will be the *special* plan adopted where the hemorrhage has occurred in one not recently delivered. In uterine hemorrhage, after delivery, the same cooling plan must be followed; but, as the flow of blood is owing to the uterus not contracting so as to constrict its vessels, pressure must be made on the abdomen to aid this; and, if necessary, the hand must be introduced into the uterus to stimulate it to contraction. Should the female be excessively reduced, so as to render the accoucheur apprehensive that she may expire from loss of blood, brandy may be exhibited. The profuse exhibition of opium in such cases, is, at least, a doubtful plan.

Transfusion has, at times, been practised as a last resource.

METRORRHEU'MA, *Rheumatis'mus Uteri*

Hysteralg'ia rheumatica seu catarrhalis, (F.) *Rhumatisme de l'utérus*; from *μητρα*, 'the womb,' and *ρευμα*, 'defluxion, rheumatism.' Rheumatism of the uterus.

METRORRHÆXIS, Uterus, rupture of the.

METRORRHŒ'A, from *μητρα*, 'the uterus,' and *ρευω*, 'I flow.' A protracted discharge of any fluid from the uterus.

METROSCIRRHUS, *Hysteroscir'rhus*, *Scirrhus seu Carcino'ma uteri*; from *μητρα*, 'the womb,' and *σκιρρος*, 'scirrhus.' Scirrhus of the uterus.

MET'ROSCOPE, *Metrosco'pium*: from *μητρα*, 'the uterus,' and *σκοπεω*, 'to view.' An instrument, invented by M. Nanche, for listening to the sounds of the heart of the fetus in utero-gestation, when the sounds and movements are imperceptible through the parietes of the abdomen. The extremity of the instrument—the first notion of which was given to M. Nanche by the stethoscope of Laënnec—is introduced into the vagina and applied against the neck of the uterus.

METROSTERE'SIS, from *μητρα*, 'the uterus,' and *στερησις*, 'privation.' Extirpation of the uterus. Want of uterus.

METROTOMIA, Cæsarean section.

MEU, *Æthusa meum*.

MEULIÈRE, Molar.

MEUM, *Æthusa meum*.

MEURTRISSURE, Contusion.

MEVIUM, Syphilis.

MEZEA, Genital organs.

MEZEREON, *Daphne mezereum*.

MIAMMA, Miasma.

MIANSIS, Miasma.

MIARIA, Miasma:

MIAS'MA, *Miasm*, *μασμα*, 'a stain,' from *μασσω*, 'I contaminate;' *Miam'ma*, *Mian'sis*, *Mid'ria*, *Mias'mus*, *Inquinamentum*, *Molyn'sis*, *Contag'ium*. The word *miasm* has, by some, been employed synonymously with contagion. It is now used more definitely for any emanation, either from the bodies of the sick, or from animal and vegetable substances, or from the earth, especially in marshy districts, (*Marsh poison*, *Efflu'vium palustrè*, *Gas palustrè*, (F.) *Intoxication des Marais*), which may exert a morbid influence on those who are exposed to its action. To these terrestrial emanations—the *Koino-mias'mata* of Dr. E. Miller of New York—the Italians give the name *aria cattiva*, but, more commonly, *mala'ria*; a word which has been adopted into other languages. The deleterious effluvia, originating from the decomposition of matter derived from the human body, have been called by Dr. Miller, *Idiomias'mata*; the epithets *Koino* and *Idio* being derived respectively from *κοινος*, 'common,' and *ιδιος*, 'personal.' Of the miasms which arise either from the animal body or from the most unhealthy situations, we know, chymically, nothing. All that we do know is, that, under such circumstances, emanations take place, capable of causing disease in many of those who are exposed to their action.

MIASMAT'IC, *Miasmaticus*. Belonging or relating to miasmata. Sauvages, in his classification of diseases according to their etiology, has a class under the name *Morbi miasmatici*. A fever that arises from marshy miasms, is styled *mala'rious*, *palu'dal*, *Helop'ya*, *Helopyretus*, &c.

MIASMUS, Miasma.

MICÆ PANIS, see Triticum.

MICATIO CORDIS, Systole.

MICHELIA CHAMPACA, *Champaca*, *Michelia Tsjampaca*. An Oriental tree, much prized for the odour and beauty of its flowers. The oily infusion of the flowers is employed in the Moluccas in headache.

MICLETA: A medicine used by Mesuë for arresting hemorrhage; probably, according to Siebenhaar, from the Arabic, *michnuta*, "proved by experience."

MICOSIS, Frambesia.

MICRENCEPHALIUM, Cerebellum.

MICRENCEPHALUM, Cerebellum.

MICROCEPHALUS, *Microcranius*, from μικρος, 'small,' and κεφαλη, 'head.' One who has a small head. A monster having a small imperfect head, or a small imperfect cranium.

MICROCOSM, *Microcosmus*, from μικρος, 'little,' and κοσμος, 'world.' A little world. Some philosophers have given this appellation to man, whom they consider as the epitome of all that is admirable in the world. The world they call *Macrocosm*.

MICROCOSMETOR, Vital principle.

MICROCOSMICA MACHINA. The organism of man.

MICROCOSMICA SCIENTIA, Physiology.

MICROCOSMICUM SAL, with the ancients meant the salts of the urine.—*Sal uri'næ*.

MICROCOSMOGRAPHIA, Physiology.

MICROCOUSTIC, *Microcous'ticus*, from μικρος, 'small,' and ακουω, 'I hear.' This word, as well as *Microphonous*, from μικρος, 'small,' and φωνη, 'voice,' means any thing that contributes to increase the intensity of sound—as the speaking trumpet—by collecting the sonorous rays.

MICROCRANIUS, Microcephalus.

MICROGLANZIA, from μικρος, 'small,' and γλωσσα, 'tongue.' Original smallness of tongue.

MICROLEUCONYMPHÆA, *Nymphæa alba*.

MICROMELUS, *Hemim'eles*, from μικρος, 'small,' and μελος, 'a limb.' A monster having imperfectly developed extremities.

MICROMMATUS, Microphthalmus.

MICROPHONOUS, Microcoustic.

MICROPTHALMUS, *Microm'matus*, from μικρος, 'little,' and οφθαλμος, 'eye.' One who has small eyes. A monster with two small, or imperfectly developed eyes. A small eye,—*Ophthalmid'ium*, *Ophthalm'mium*.

MICROPODIA, Micropus.

MICROPROSOPUS, *Aprósop'us*; from μικρος, 'small,' and προσωπον, 'face.' A monster in which a part of the face is absent.

MICROPUS; from μικρος, 'small,' and πους, 'foot.' One who has small feet. The condition is called *Micropodia*.

MICROCHIDES; from μικρος, 'small,' and ορχις, 'a testicle.' They who have very small testicles.

MICROSCOPY, *Microscop'ium*; from μικρος, 'small,' and σκοπη, 'a view.' Observation by the microscope; an important agency in the examination of the healthy and morbid tissues.

MICROSPHYCTUS, same etymon as the next. One who has a small pulse.

MICROSPHYXIA, from μικρος, and σφυγμος, 'pulse.' Smallness or weakness of pulse.

MICROSTOMUS; from μικρος, 'small,' and στομα, 'mouth.' One who has a small mouth.

MICROTESIA, *Partium organica'rum parvitas morbo'sa*; from μικροτης, 'smallness.' Morbid smallness of organic parts.

MICROTRAPEZIA, Leptotrophia.

MICROTRICHIA; from μικρος, 'small,' andτριχ, 'hair.' Fineness or shortness of hair.

MICROTROPHIA, Leptotrophia.

MICTIO, Micturition—m. Cruentia, Hæmaturia—m. Inopportuna, Enuresis—m. Involuntaria, Enuresis—m. Sanguinea, Hæmaturia.

MICTURIT'ION, *Mict'io*, *Mictus*, *Ure'sis*, *Uri'asis*, *Omich'esis*, from micturio, 'I make water.' The act of making water. Also, morbid frequency of passing the water.

MICTUS, Micturition—m. Cruentus, Hæmaturia.

MIDRIFF, Diaphragm.

MIDWIFE, from mid, 'with,' and wif, 'wife;' or, from mid, 'meed,' 'recompense,' and wif, 'wife.' *Matro'na*, *Obstel'rix*, *Hyper'tria*, *Mæa*, *Mæas*, *Mæu'tria*, *Aces'toris*, *Aces'tris*, *Aces'tria*, (F.) *Sage femme*, *Accoucheuse*. A female who practises obstetrics.

MIDWIFERY, Obstetrics.

MIEL, Me.—m. d'Acétate de Cuivre, Lini-mentum æuginis—m. *Mercuriali* composit, Mel- litum de mercuriali compositum.

MIEUTER, Accoucheur.

MIGMA, Mistura.

MIGRAINE, Hemicrania.

MIGRANA, Hemicrania.

MIKANA GUACO, Guaco.

MILFOIL, Achilles millefolium.

MILIAIRE, Miliary fever.

MILIARIA, Miliary fever—m. Sudans, Miliary fever—m. Sudatoria, Miliary fever.

MILIARIS SUDATORIA, Sudor anglicus, S. picardicus.

MILIARY (FEVER.) *Emphy'sis milia'ria*, *Miliaria*, *M. sudans*, *Milia'ris*, *M. sudato'ria*, *Sudor*, *S. milia'ris*, *Pap'ula milia'ris*, *Febris miliaris*, *Exanth'ema miliaria*, *Syn'ochus miliaria*, *Aspre'do milia'cea*, *Febris essero'sa*, *F. puncticularis*, *F. culicularis*, *F. vesicularis*, *F. lenticularis*, *Pur'pura puerperarum*, *P. milia'ris*, *Febris purpura'te rubra et alba milia'ris*, *Pap'ula sudo'ris*, *Millet-seed rash*, (F.) *Miliaire*, *Millot*, *Pourpre blanc*, *Millet*. It is so called from the eruption resembling the seed of the *milium* or *millet*. Fever, accompanied by an eruption of small, red, isolated pimples, rarely confluent, but almost always very numerous, slightly raised above the skin, and presenting, at the end of 24 hours, a small vesicle filled with a white transparent fluid; which quickly dries up, and separates in the form of scales. Miliary fever is now rare, in consequence of the cooling practice in fevers and other states of the system. It is almost always brought on by external heat, and hence the prevention is obvious. The treatment is simple. It requires merely the antiphlogistic regimen, in ordinary cases.

MILIARY GRANULATIONS or TUBERCLES, see Granulation.

MILII SEMINA, Panicum Italicum.

MILIIOLUM. Diminutive of *milium*, 'millet.' *Cenchr'id'ion*. A small tumour on the eyelids, resembling, in size, a millet-seed.

MILITARIS HERBA, Achillea millefolium.

MILIUM, Grutum, Panicum miliaceum, see

Hydatid—*m.* Indicum, Panicum Italicum—*m.* Solis, Lithospermum officinale.

MILK, Sax. meolc, *Lac, Gala, Humor lac-teus, Latex ni'veus*, (F.) *Lait*. A fluid secreted by the mammary glands of the females of the mammalia. The skimmed milk of the cow, (F.) *Lait de Vache*, contains water, caseous matter, traces of butter, sugar of milk, chloride of sodium, phosphate, and acetate of potass, lactic acid, lactate of iron, and earthy phosphate. The cream is formed of butter, casein, and whey, in which there is sugar of milk and salts. Cow's milk is employed for the preparation of cream, butter, cheese, whey, sugar of milk, and frangipane. It is useful in a number of cases of poisoning; either by acting as a demulcent, or by decomposing certain poisons, or by combining with others so as to neutralize them. It is constantly employed as aliment, and may be regarded as an emulsion in which butter and casein are found in suspension. When taken into the stomach, it is coagulated by the gastric fluids, and the coagulum is digested like any other solid. The watery parts are absorbed.

Between milk, flour, and blood, there is great similarity of composition. The following table is given by Dr. Robert Dundas Thomson:

Milk.	Flour.	Blood.
Curd or Casein,	Fibrin,	Fibrin,
	Albumen,	Albumen,
	Casein,	Casein,
Butter, . . .	Gluten.	Colouring matter.
	Oil.	Fat.
Sugar, . . .	Sugar,	} Sugar.
	Starch.	
Chloride of potassium,	} Do.	} Do.
— sodium,		
Phosphate of soda,		
— lime,		
— magnesia,		
— iron,		

From a considerable number of experiments, Messrs. Deyeux and Parmentier class the six kinds of milk, which they examined, according to the following table, as regards the relative quantity of materials they contain.

Casein.	Butter.	Sugar of Milk.	Serum.
Goat	Sheep	Woman	Ass
Sheep	Cow	Ass	Woman
Cow	Goat.	Mare	Mare
Ass	Woman	Cow	Cow
Woman	Ass	Goat	Goat
Mare	Mare	Sheep	Sheep

MILK, ALMOND, Emulsio amygdalæ.

MILK, ASSES', (F.) *Lait d'Ânesse*, considerably resembles human milk, of which it has the consistence, smell, and taste: but it contains a little less cream, and more soft, caseous matter. It is often used by those labouring under pulmonary affections.

MILK, EWES', (F.) *Lait de Brebis*. It affords more cream than cows' milk; but the butter is softer. The caseum, on the contrary, is fatter, and more viscid. It contains less serum than

cows' milk. The Roquefort cheeses are made from it.

MILK GLASS, Breast glass.

MILK, GOATS', (F.) *Lait de Chèvre*, resembles cows' milk: the butyraceous matter, however, which enters into its composition, is more solid than that of the ewe.

MILK, HUMAN, (F.) *Lait de femme*,—contains more sugar, milk, and cream, and less caseum, than cows' milk. Its composition differs according to the distance of time from delivery.

MILK KNOT, *Galacto-gan'ghion*; (F.) *Gan'ghion laiteuz*. The knots often observed in the breast after inflammation of the organ, or for some time after the suppression of the secretion. They generally end by resolution.

MILK, MALES', Sperm.

MILK, MARES', (F.) *Lait de Jument*,—contains only a small quantity of fluid butyraceous matter; a little caseum, softer than that of cows' milk, and more serum.

MILK SCALL, Porrigo larvalis.

MILK SICKNESS, *Sick stomach, Swamp sickness, Tyres, Slows, Stiff joints, Puking fever, River sickness*. A disease occasionally observed in the states of Alabama, Indiana, and Kentucky, which affects both man and cattle, but chiefly the latter. It is attributed in cattle to something eaten or drunk by them; and in man to the eating of the flesh of animals labouring under the disease. Owing to the tremors that characterize it in animals, it is called the *Trembles*.

The symptoms of the disease are such as are produced by the acro-narcotic class of poisons—vomiting, purging, extreme nervous agitation, &c.: and the approved indications of treatment appear to be—gentle emetics and laxatives, with quiet and mucilaginous drinks.

MILK, SNAKES', *Euphorbia corollata*—*m.* Spots, *Strophulus*—*m.* Stone, *Morochthus*—*m.* Sugar of, Sugar of milk—*m.* of Sulphur, Sulphur præcipitatum—*m.* Sweet, Galium verum—*m.* Teeth, see Dentition—*m.* Vetch, *Astragalus verus*—*m.* Vetch, stemless, *Astragalus excapus*—*m.* Weed, *Apocynum androsæmifolium*, *Asclepias Syriaca*, *Euphorbia corollata*—*m.* Wort, bitter, *Polygala amara*—*m.* Wort, common, *Polygala*—*m.* Wort, dwarf, *Polygala paucifolia*—*m.* Wort, rattlesnake, *Polygala*.

MILKY, Lactic.

MILL MOUNTAIN, *Linum catharticum*.

MILLEFEUILLE, *Achillea millefolium*.

MILLEFOLIUM, *Achillea millefolium*.

MILLEMORBIA SCROPHULARIA, *Scrophularia nodosa*.

MILLEPEDES, *Onisci aselli*.

MILLEPERTUIS ORDINAIRE, *Hypericum perforatum*.

MILLET, *Aphthæ*, Miliary fever—*m.* Barbadoes, *Panicum Italicum*—*m.* Common, *Panicum miliaceum*—*m.* Indian, *Panicum Italicum*—*m.* des Oiseaux, *Panicum Italicum*—*m.* Ordinaire, *Panicum miliaceum*.

MILLET-SEED RASH, Miliary fever.

MILLIGRAMME, from *mille*, 'a thousand,' and *γραμμα*, 'a gramme.' The thousandth part of a gramme;—about 0.0154 Troy grain.

MILLIGRANA, *Herniaria glabra*.

MILLIMÈTRE, from *mille*, 'a thousand,' and *μετρον*, 'measure.' The thousandth part of the metre;—equal to 0.03937 English inch, or about two-fifths of a line.

MILLOT, Miliary fever.
MILPHÆ, Madarosis.
MILPHOSIS, Madarosis.
MILT-LIKE TUMOUR, Encephaloid.
MILTUS, Plumbi oxydum rubrum.
MILTWASTE, Asplenium.
MIMOSA NILOTICA, see *Acaciæ gummi*
 —m. *Scandens*, Cachang-parang—m. Senegal,
 see Senegal, gum.

MIND, ABSENCE OF, *Aphelxia socors*—
 m. Abstraction of, *Aphelxia intenta*—m. Un-
 sound, Insanity.

MINERALIUM, Antimonium.

MINER'S ELBOW. An enlargement of a
 bursa over the olecranon, occurring in such as
 are in the habit of leaning much upon it; and,
 therefore, often seen in those who work on the
 side in low-roofed mines.

MINIMUM, a *minim*, 'the least part or
 portion.' The 60th part of a fluidrachm. This
 measure has been introduced by the London
 College of Physicians, in consequence of the
 uncertainty of the size of the drop, (see *Gutta*.)
 The subdivision of the wine pint has, accord-
 ingly, been extended to the 60th part of the
 fluidrachm; and glass measures, called "minim-
 measures," have been adopted by the London
 College. The proportion between the minims
 and the drops of various fluid preparations is
 exhibited in the following table. The results
 were obtained by Mr. Durand, a skilful *phar-*
macien, of Philadelphia, under circumstances as
 regards the different articles, as nearly identi-
 cal as possible.

TABLE OF THE NUMBER OF DROPS OF DIFFERENT
 LIQUIDS EQUIVALENT TO A FLUIDRACHM.

	Drops,
Acid Acetic, Crystallizable, -	120
Acid Hydrocyanic (Medicinal), -	45
— Muriatic, -	54
— Nitric, -	84
— diluted (1 to 7), -	51
— Sulphuric, -	90
— aromatic, -	120
— diluted (1 to 7), -	51
Alcohol (rectified Spirit,) -	138
Alcohol, diluted (proof Spirit,) -	120
Arsenite of Potassa, solution of, -	57
Ether, Sulphuric, -	150
Oils of Aniseed, Cinnamon, Cloves, Pepper- mint, Sweet Almonds, Olives, -	120
Tinctures of Asafetida, Foxglove, Guaiac, Opium, -	120
Tincture of Chloride of Iron, -	132
Vinegar, distilled, -	78
— of Colchicum, -	78
— of Opium (black drop,) -	78
— of Squill, -	78
Water, distilled, -	45
Water of Ammonia (strong,) -	54
Do. do. (weak,) -	45
Wine (Teneriffe,) -	78
— Antimonial, -	72
— of Colchicum, -	75
— of Opium, -	78

MINISTER GYMNASTÆ, *Pædotribes*.

MINITHOSIS, Meiosis.

MINIUM, Plumbi oxydum rubrum—m.
Græcorum, Hydrargyri sulphuretum rubrum—
 m. *Purum*, Hydrargyri sulphuretum rubrum.

MINORATIVUS, Laxative.

MINT, COCK, Tanacetum balsamita—m.

Curled, *Mentha crispa*—m. *Cat*, *Nepeta*—m.
Horse, *Monarda coccinea* and *M. punctata*—m.
Horse, sweet, *Cunila Mariana*—m. *Hyssop-*
leaved, *Mentha cervina*—m. *Mountain*, *Monarda*
coccinea—m. *Pepper*, *Mentha piperita*—m.
Spear, *Mentha viridis*—m. *Squaw*, *Hedeoma*—
 m. *Stone*, *Cunila Mariana*—m. *Water*, *Mentha*
aquatica.

MINUTHEISIS, Meiosis.

MINYANTHES, *Menyanthes*.

MIOSIS, Meiosis.

MIROCELE, *Merocèle*.

MISADIR, *Ammonia murias*.

MISANTHROPIA, *Misanthropia*, *Evan-*
thro'pia, *Phyganthro'pia*, from *μισος*, 'hatred,'
 and *ανθρωπος*, 'man.' Aversion to man and
 society;—a symptom of melancholy, and hypo-
 chondriasis.

MISCARRIAGE, Abortion.

MISERERE MEI, *Ileus*.

MISHME TEETA, *Coptis teeta*.

MISMAR, *Mesemar*. A name given by *Avi-*
cenna to a kind of nodus, which forms on the
 toes as the sequel of contusion or inflammation
 of those parts.

MISOPTOCHUS, from *μισος*, 'hatred,' and
πτωχος, 'poor.' That which has been hated by the
 poor. The gout has been so called by some,
 because it commonly affects the rich.

MISSADAN, *Hydrargyrum*.

MISSIO SANGUINIS, Bloodletting.

MISTIO, *Mistura*.

MISTLETOE, *Viscum album*.

MISTURA, *Migma*, *Mistio*, *Mistio*, *Miz-*
tura, a *mixture*; from *miscere*, *mixtum*, 'to
 mix.' A mingled compound; in which differ-
 ent ingredients are contained in the fluid state;
 suspended or not by means of mucilaginous or
 saccharine matter. In this sense, it is synony-
 mous with the French *Potion*. In France,
 however, the word *mixture* is more frequently
 understood to mean a liquid medicine, which
 contains very active substances, and can only
 be administered by drops. A mixture, in other
 words, in the French sense, may be regarded as
 a *potion* deprived of watery vehicle.

MISTURA, (S.) A fragrant yellow-coloured
 water, used as a perfume by the ladies of Peru.
 It is prepared from gillyflower, jasmine, and
flor de mistela (*Talinum umbellatum*). See
Campomanesia lineatifolia.

MISTURA AC'IDI HYDROCYANICI, *Mixture of*
Prussic acid, *Mélange pectoral* (Magendie.)
 (*Medicinal prussic acid*, 1 drachm, *distilled*
water, ℥ij, *pure sugar*, ℥iiss.) A dessert
 spoonful every morning and evening, as a
 pectoral, &c.

MISTURA AMMONIACI, *Lac ammoniaci*, *Miz-*
ture of ammoniac. (*Ammoniac*. ℥ij. *aq.æ* Oss.
 Rub the ammoniacum: adding the water gra-
 dually until they are perfectly mixed.) Dose,
 f. ℥ss to ℥j.

MISTURA AMYGDALÆ, *Emulsio amygdalæ*.

MISTURA ASAFETIDÆ, *Lac asafetida*, *Emul-*
sio antihysterica, *Mixture of asafetida*, (F.)
Lait d'asafetida. (*Asafetida* ℥ij. *aq.æ* Oss.
 Rub together, adding the water by degrees.)
 Used where pills cannot be swallowed, and as
 a glyster in irritations during dentition, and in
 ascariides. Dose, f. ℥ss, to f. ℥iiss.

MISTURA ASAFETIDÆ PRO CLYSMATE, *Enema*
fetidum.

MISTURA CAMPHORÆ, *Aqua camphoræ* (Ph.

U. S.), *Camphor mixture*, *Camphor Julep*, *Mistura camphorata*, *Julepium e camphora seu camphoratum*, (F.) *Julep camphré*. (*Camphor* ℥ss; *rectified spirit*, 10 minims, *water*, a pint. Rub the camphor and spirit; add the water and filter.) Virtues like those of camphor. See *Emulsio camphoræ*.

MISTURA CORNU USTI, *Decoctum cornu cervini*, *Decoctum album*, *Decoction of burnt hartshorn*, *Mixture of burnt hartshorn*. (*Cornu um ust.* ℥ij, *acaciæ gum.* cont. ℥j, *aquæ Oij*. Boil to Oij, constantly stirring and strain. Ph. L.)

MISTURA CRETÆ, *Potio carbonatis calcis*, *Mistura cretaea*, *Mucilago cretica*, *Chalk mixture*, *Cretaceous mixture*, (F.) *Mixture de Craie*. (*Cretæ pp.* ℥ss, *sacchar.*, *acaciæ gum.* in pulv. aa ℥ij, *aquæ cinnam.*, *aqua*, aa f. ℥iv. Mix. Ph. U. S.) Antacid and absorbent. Dose, f. ℥j to f. ℥ij.

MISTURA DIABOLICA. A mixture under this name is kept in military hospitals for malingerers. It is made of sundry nauseous ingredients, as aloes, asafetida, castor, &c., and is given so as to keep up a disagreeable impression on the gustatory nerves.

MISTURA EMETINE VOMITORIA, *Emetic Mixture of emetine*. (*Emetine* 4 gr., *orange-flower water* ℥ij, *syrup*, ℥ss, M.) A dessert spoonful every half hour till it acts.

MISTURA FERRI COMPOSITA, *Compound mixture of iron*, (F.) *Mixture de fer composée*, *Griffith's mixture*. (*Myrrh* cont. ℥j, *potassæ carb.* gr. xxv, *aquæ rosæ* f. ℥viiss, *ferri sulph.* cont. ℥j, *sp. lavand.* ℥ss, *sacchar.* ℥j. Rub together the myrrh, subcarbonate of potass, and sugar; then add, while triturating, the rose-water, spirit of nutmeg; and, lastly, the sulphate of iron. Pour the mixture directly into a glass bottle, and stop it close. Ph. U. S.) It is tonic and emmenagogue, and is useful wherever iron is indicated.

MISTURA GUAIACI, *Mixture of guaiac*, *Lac guaiaci*, *Emulsio guaiacina*, *Mistura guaiaci gummo'sa*, *M. gummi guaiaci Bergeri*, *Solutio guaiaci gummo'sa*, *S. resi'næ guaiaci aquosa*, (F.) *Mixture de Gaiac*. (*Guaiac. g. resin.* ℥ss, *sacch. pur.* ℥ij, *muc. acaciæ gum.* ℥ij, *aq. cinnam.* f. ℥viiij. Rub the guaiacum with the sugar; then with the mucilage. Add, gradually, the cinnamon water. Ph. L.) Dose, f. ℥ss to f. ℥ij.

MISTURA GUMMI GUAIACI BERGERI, *Mistura Guaiaci*—m. Leniens, *Looch ex ovo*.

MISTURA MOSCHI, *Musk mixture*, *Mistura moschata*. (*Mosch.*, *acaciæ gum.* contus., *sacch. purif.*, sing. ℥j, *aq. rosæ* f. ℥vj. Rub the musk with the sugar; add the gum, and, by degrees, the rose-water. Ph. L.) Dose, f. ℥ss to f. ℥ij.

MISTURA STRYCHNIE, *Mixture of strychnia*. (*Distilled water*, ℥ij, *very pure strychnia*, I gr., *white sugar* ℥j, M.) Dose, a dessert spoonful.

MISTURA SULPHURICO-ACIDA, *Elixir acidum Halleri*—m. *Vulneraria acida*, *Arquebusade*, *Eau d.*

MITELLA, Sling.

MITHRIDATE, *Mithridatium*, *Mithridaticum medicamentum*, *Antidotum Mithridaticum*, *Diascinci antidotus*, *Confectio Damoc'ratis*. A very compound electuary, into which entered—*Myrrh* of Arabia, *Saffron*, *Agaric*, *Gin-*

ger, *Cinnamon*, *Frankincense*, *Garlic*, *Mustard*, *Birthwort*, *Galbanum*, *Castor*, *Long pepper*, *Opoponax*, *Bellium*, *Gum Arabic*, *Opium*, *Gentian*, *Orris*, *Sagapenum*, *Valerian*, *Acacia*, *Hypericum*, *Canary wine*, *Honey*, &c. It was invented by Mithridates, king of Pontus and Bithynia, and was formerly regarded as alexipharmic. It is little used at the present day; and, from its heterogeneous nature, should be wholly abandoned.

MITHRIDATICUM MEDICAMENTUM, *Mithridate*.

MITIGANS, *Lenitive*.

MITRA HIPPOCRATICA, *Bonnet d'Hippocrate*.

MITRAL, *Mitralis*. Having the form of a mitre; resembling a bishop's mitre.

MITRAL VALVES, *Valvula mitrales*, V. *Corde mitrales*, V. *episcopales*, V. *bicuspidales*. Two triangular valves at the opening of communication between the left auricle of the heart and the corresponding ventricle. These valves are formed by the inner membrane of the left cavities of the heart; and are retained on the side of the ventricle by tendinous cords, proceeding from the columnæ carneæ. They form a species of valve, which permit the blood to pass from the auricle into the ventricle and oppose its return.

MITRIUM, Sling.

MITTE (F.), *Effluvium Latrina'rium*. An emanation exhaled from privies, which strongly irritates the eyes. It consists of ammonia, united to the carbonic and hydro-sulphuric acids.

MIUAMARU, see *Arrow poison*.

MIXIS, *Coition*.

MIXTIO, *Mistura*.

MIXTURA, *Mistura*.

MIXTURE, *Mistura*—m. of *Ammoniac*, *Mistura ammoniaci*—m. of *Asafetida*, *Mistura asafetida*—m. *Calmante*, *Looch ex ovo*—m. *Camphor*, *Mistura camphoræ*—m. *Chalk*, *Mistura cretæ*—m. *de Craie*, *Mistura cretæ*—m. *Creteceous*, *Mistura cretæ*—m. of *Emetine*, *emetic*, *Mistura emetinæ vomitoria*—m. *de Fer composée*, *Mistura ferri composita*—m. *de Gaiac*, *Mistura Guaiaci*—m. *Griffith's*, *Mistura ferri composita*—m. of *Guaiac*, *Mistura Guaiaci*—m. of *Hartshorn*, *burnt*, *Mistura cornu usti*—m. of *Iron*, *compound*, *Mistura ferri composita*.

MIXTURE, HOPE'S. A mixture recommended by Mr. Hope, in diarrhœa and dysentery. It is essentially a nitrate of morphia. Although the proposer employed the acidum nitrosum of the Edinburgh Pharmacopœia, nitric acid is generally used. (*Acid. nitros.* f. ℥j; *Aquæ camphor.* f. ℥viiij; *Tinct. opii* g't. xl. M.) Dose, a fourth part every three or four hours.

MIXTURE, MUSK, *Mistura moschi*—m. *Neutral*, *Liquor potassæ citratis*—m. of *Prussic acid*, *Mistura acidi hydrocyanici*.

MIXTURE, SCUDAMORE'S. A mixture recommended by Sir C. Scudamore in gouty and rheumatic affections, and much prescribed in the United States. *Magnes. sulph.* ℥j—℥ij; *Aquæ menthæ* f. ℥x; *Aceti colchic.* f. ℥j—f. ℥iiss; *Syrup croci* f. ℥j; *Magnes.* ℥viiij. M. Dose, one, two, or three table-spoonfuls, repeated every two hours in a paroxysm of gout, until from four to six evacuations are produced in the twenty-four hours.

MIXTURE OF STRYCHNIA, *Mistura strychniæ*.

MNEME, Memory.

MNEME CEPHALICUM, BAL'SAMUM. A very compound medicine, into which entered *Balm, Lily, Rosemary, Lavender, Borage, Broom, Roses, Violet, Saffron, Thyme, Storax, Galbanum, &c.*

MNEMONONEUTICE, Mnemonics.

MNEMONICS, *Mnemonicō, Mnemonēuticē*, from *μνημαι*, 'I recollect.' The art of aiding the memory by signs; and of forming, in some sort, an artificial memory.

MOANING, from Sax. *mænan*, 'to grieve.' *Respiratio luctuosa, Mychihis'mos*. A plaintive respiration, in which the patient utters audible groans.

MOBILE, see Saint Augustine.

MOBILITY, *Mobil'itas*, from *mobilis*, contraction of *movibilis*, 'that can be moved.' The power of being moved. In *physiology*, great nervous susceptibility, often joined to a disposition to convulsion. Greatly developed excitability.

MOCASIN FLOWER, *Cypripedium luteum*.

MOCHLIA. Reduction of a luxated bone; from *μοχλος*, a lever.

MOCHLICUS, Purgative.

MOCHLISCUS, Lever.

MOCHLUS, Lever.

MOCHTHUS, Agony.

MOCK-KNEES, *Crusta genu equinæ*.

MODELLING PROCESS. A term proposed by Dr. Macartney, of Dublin, to signify the mode in which wounds are healed without inflammation or suppuration; by a deposit of plastic matter from the surface of the wound, by which the gap is more rapidly filled,—portion being laid upon portion, without waste, after the manner of clay in the hands of the sculptor:—hence the term.

MODIOLUS, 'the nave of a wheel.' *Pyr'amis seu axis cochleæ*. A hollow cone in the cochlea of the ear, forming a nucleus, axis, or central pillar, round which the gyri of the cochlea pass. (The modiolus forms the inner and larger portion of the central pillar, and is the cavity seen at the bottom of the meatus auditorius internus. It lodges a branch of the auditory nerve. The central portion of the modiolus contains a number of minute canals, and is called in consequence *Tractus spiralis foraminulosus*. Into these the nerves of the cochlea enter, and pass out at right angles between the bony plates forming the zona ossea of the lamina spiralis, to be expanded on the membranous portion of the lamina.

MODIOLUS, *Mas*, also means the crown of the trepan.

MODIUS. A dry measure, the third of an amphora, equal to the bushel.—Varro.

MODUS OPERAN'DI, 'mode of operating.' This term is applied to the general principles upon which remedies act in morbid states of the body;—a subject of much interest, although involved in considerable obscurity.

The following classification will convey some idea of the ways in which different organs may be excited into action.

1. By actual or immediate contact of the remedy, and by absorption or mediate contact.
2. By an impulse conveyed by the nerves, through an impression made on the stomach or elsewhere.
3. By contiguous or continuous sympathy, or by that which is excited by mere proximity or continuity of parts.

MOËLLE, Marrow—*m. Allongée*, Medulla oblongata—*m. Épinrière*, Medulla spinalis—*m. Vertébrale*, Medulla spinalis.

MŒNIA DENTIUM, Alveoli dentium.

MËROR, Athymia.

MOFETTE, see Mephitism.

MOFFAT, MINERAL WATERS OF. Moffat is a village situate about 56 miles S. W. of Edinburgh. The water is a cold sulphureous: containing, in a wine gallon, 36-grains of chloride of sodium, 5 cubic inches of carbonic gas, 4 of azote, and 10 of sulphohydric acid. It resembles Harrogate water in its properties.

A strong chalybeate spring was discovered there about the year 1828, which contains sesquisulphate of peroxide of iron, sulphate of alumina, and uncombined sulphuric acid.

MOGILALIA, *Paralalia*, from *μογις*, 'with difficulty,' and *λαλεω*, 'to speak.' This word is inaccurately written by Paul Zacchias,—*Mola'lia*, and *Molila'lia*. Difficult or defective articulation. Impediment of speech. See *Balbuties*.

MOGOSTOCIA, *Dystocia*, Laborious labour.

MOGUS, Agony.

MOHAWK TASSEL, *Eupatorium purpureum*.

MOIS, Menses.

MOISTURE, *Mador*, (F.) *Môteur*, anciently *moisteur*. Simple humidity of the skin. The skin is said to be *moist* or in a state of moisture, when there is slight perspiration.

MOÏTEUR, Moisture.

MOLA, Maxillary bone, Molar tooth, Mole, Patella.

MOLAGOCODI, *Piper nigrum*.

MOLAIRE, Molar.

MOLALIA, *Mogilalia*.

MOLAR, *Molaris, Mylicus*, (F.) *Molaire, Meulière*. That which bruises or grinds; from *molaris*, 'a grindstone,' or *mola*, 'a millstone.'

MOLAR GLANDS. Two small bodies formed by a collection of mucous crypts; seated in the substance of the cheeks, between the masseter and buccinator muscles, and whose excretory ducts open into the mouth opposite the last molar tooth.

MOLAR TEETH, *Grinders, Jaw Teeth, Molar'es permanentes dentes, Dentes molares seu maxilla' res seu gom'phii seu clava'les, Mola, Gomphioi, My'laeri, My'lodontes, My'loidi, Momi's'ci*, (F.) *Dentes molaires ou mâchelières*, occupy the farther part of each alveolar arch. Their coronæ are broader than they are high: unequal, tuberculated; and the roots are more or less subdivided. They are 20 in number, 10 in each jaw. The first two pairs of molar teeth, in each jaw, have been called *lesser molares* or *bicuspid*, *Dentes bicuspida'ti*. The coronæ have two tubercles; the outer being more prominent and larger than the inner. The root is commonly simple; sometimes bifurcated. The other three pairs have been termed, *Great molares*—*Dents multicuspidées* (Ch.) Their coronæ are cubical, rounded, and have, at the upper surface, four or five tubercles, separated by deep furrows. The root is divided into two, three, four, and five *fungs*, which are more or less curved. The third great molaris appears a long time after the others; and hence, has been called *Dens sapientia* or *Wisdom tooth*.

MOLASSES, Melasses.

MOLE, *Mola*, from *moles*, 'mass.' *Mylé*, *Zephyrus fatus*, *Germe fulsum*, *Pseudocystis molaris*, *Graviditas molaris*. A fleshy, inessential, at times, soft—at others, hard—mass; of variable and determinate size, which forms in the uterus, and is slightly united by vessels to that organ; from which its feeble vitality is derived. It has been conceived by some to be always owing to imperfect conception; but moles may form in the undoubted virgin. They seem to be owing to a morbid process; and certainly are generally connected with conception. At times, they contain parts of the fetus; but commonly do not. At very different periods, in different women, the diseased mass is expelled from the uterus; with ordinary symptoms of abortion; and the case requires similar management. See, also, *Nævus* and *Conception*, (false.)

MOLE PLANT, *Euphorbia lathyris*.

MOLECULAR, *Molecularis*. Of or belonging to molecules or minute portions of any thing. Hence *molecular* death, in contradistinction to *somatic* death.

MOLÉCULE, *Molec'ula*, *Mass'ula*; diminutive of *Moles*, 'a mass.' A minute portion of any body. Also, the *cicatric'ula*, *ma'cula*, *gallat'ura*, tread of the cock, or embryo part of the impregnated ovum, observable by the microscope before the ovum has left the ovarium of the hen. It lies under the epidermic coats of the yolk, and upon its proper coat. If the ovum, according to Valentin, be lacerated and its contents minutely examined, the cicatrícula is found like a grayish white disk, which in its whole periphery is dense, granulous, and opaque, but in the centre presents a clear nongranulous and perfectly diaphanous point. Purkinje found, that when he removed the dark granulous mass by suction with a small tube, there remained a perfectly transparent vesicle filled with a pellucid lymph, which had a decidedly spherical form, but being extremely delicate, was easily lacerable, and then its fluid escaped. As he found this, which later naturalists have named—after its discoverer—the *Purkin'jean vesicle*, in the ova of the ovary, but could not see it in ova, which had already entered the oviduct, he gave it the name *germinal vesicle*, *vesic'ula prolifera* seu *germinati'va*. Besides a perfectly colourless fluid, this contains one or more dark corpuscles, which appear as a nucleus through the including membrane in the shape of opaque spots—the *germinal spot*, *maeu'la germinati'va* seu *ger'minans*, *nucleus germinati'vus*. The granulous membrane—its thickened portion, the so called "cicatrícula,"—and the germinal vesicle, constitute those parts of the ovum which pass immediately into the original foundation of the embryo; the *blastodermis* or *germinal membrane*, *vesic'ula blastodermat'ica*.

MOLÈNE, *Verbascum nigrum*.

MOLES GANGLIFORMIS, Ganglion of Gasser.

MOLIBDUS, *Plumbum*.

MOLILALIA, *Mogilalia*.

MOLIMEN, from *molior*, 'to move or stir.' An attempt to struggle. Hence,—

MOLIMEN HÆMORRHAG'ICUM. The hemorrhagic diathesis or impulsion.

MOLIMEN HEMORRHOIDA'LE. The hemorrhoidal diathesis or impulsion. See *Hæmorrhoids*.

MOLIMEN MENSTRUAL'É. The menstrual diathesis or impulsion.

MOLIMEN NATURE SALUTARIUM, *Instinct*.

MOLLESCENCE, *Mollities*.

MOLLET, *Sura*.

MOLLIPUFFS, *Lycoperdon*.

MOLLIS-MATER, *Pia mater*.

MOLLIT'IES, *Molles'cence*, *Malacis' mus*, *Mollit'ia*, *Mollit'udo*, *Emollities*, *Emollities morbo'sa*, *Mollitio*, *Malac'is*, *Malaco'sis*, *Malthac'is*, (F.) *Ramollissement*; (G.) *Malakien* (Fuchs); from *mollis*, 'soft.' Preternatural softness of an organ or part of an organ.

MOLLITIES CEREBRI, *Malaco'sis Cerebri*, *Encephalomalacia*, *Encephalomalax'is*, *Necrencephalus* (W. Farr), *Cerebromalacia*, *Encephalosep'is*, *Mollescence*, or *softening*, or a kind of *liquefaction*, of the cerebral substance; the remainder preserving its ordinary consistency. (F.) *Ramollissement du cerveau*. The neurine often contains small clots of blood, giving rise to what has been termed *Apoplezie capillaire*, (Cruveilhier.) The symptoms denoting it are equivocal.

MOLLITIES CORDIS, *Cardiomalacia*.

MOLLITIES MEDULLÆ SPINALIS, *Myelomalacia*, (F.) *Ramollissement de la Moëlle Epinière*. Softening of the spinal marrow.

MOLLITIES OS'SIUM, *Malaco'steo'sis*, *Malaco'steon*, *Emollit'ies os'sium*, *Paro'stia flex'ilis*, *Osteomalaco'sis*, *Rachit'is* seu *Rhachit'is adultorum*, *Spina vento'sa* (of some), *Osteomalacia*, *Soft'ening of the bones*, (F.) *Ostéo-malacie*, *Ostéo-malaxie*, *Ostéo-malaxie*, *Ramollissement des os*. A rare affection in which the bones are deprived of their salts, particularly of the phosphate of lime, and consist only, or mainly, of gelatin; hence they acquire a degree of suppleness which renders them unfit for the performance of their functions. The disease generally affects all the bones; but it is especially remarkable during life in the long bones, which assume any curvature that may be wished. Very violent pain is often experienced in them; and the urine frequently contains an enormous proportion of calcareous phosphate. The patient is compelled to remain in the horizontal posture; the bones no longer being fixed points for the muscles to act upon. The disease has, hitherto, always terminated fatally, and dissection has exhibited the gelatinous nature of the bones; which, by desiccation, have become transparent, as if they had been macerated in acid.

Experience has afforded no means of relief in this dreadful affliction. The alkaline salts, earthy phosphates, &c. are of little or no use.

MOLLITIO, *Mollities*.

MOLLITUDO, *Mollities*.

MOLLUSCUM, *Atheroma*. A cutaneous affection, so called in consequence of its resemblance to certain molluscous animals. It consists of numerous tumours, varying in size from that of a pea to that of a pigeon's egg, filled with an atheromatous matter, which are developed in the substance of the derma, and are of various shapes, some having a large base,—others adherent by means of a pedicle.

Molluscum contagio'sum, a singular variety, is characterized by the presence of hard, round, tubercles, which are smooth and transparent, and when pressed, pour out from an orifice in their summits a little opaque or milky fluid.

The disease is probably seated in the sebaceous follicles.

If internal treatment be adopted at all, it must consist of entropics, as arsenic, iodine, &c. The external treatment consists in the employment of measures calculated to excite the tubercles to inflammation, as by touching them with potassa.

MOLOCHE, *Malva rotundifolia*.

MOLPES, *Vibices*.

MOLYBDÆNUM MAGNESII, Manganese, black oxide of.

MOLYBDOS, *Plumbum*.

MOLYBODISIS, Lead-poisoning.

MOLYNE, *Annus*.

MOLYNSIS, *Miasma*.

MOMIE, *Mummy*.

MOMIN, *Mamei*.

MOMISCI, *Molar teeth*.

MOMOR'DICA BALSAMINA, *Balsamina*, *Balm-apple*, *Balsam apple*, (F.) *Balsamine*, *Pomme de merveille*. The fruit of this oriental tree, *Pomum mirabile seu hierosolymita'num*, was formerly considered vulnerary.

MOMOR'DICA ELATERIUM, *Elate'rium*, *Echa'lia Elate'rium*, *Cucumis agrestis*, *C. asini'nus*, *C. sylvestris*, *Elate'rium officinarum*, *Charantia*, *Bouba'lios*, *Guarberba orba*, *Wild or Squirtling cucumber*, *Echo'lium elate'rium*, (F.) *Concombre Sauvage*, *Momordique*. *Nat. Order*, *Cucurbitaceæ*. The dried sediment from the juice is the elaterium of the shops. (See *Extractum Elaterii*.) It is a most powerful cathartic, and, as such, has been used in dropsies. Its active principle is the *Elatin*, *Elate'rine* or *Elate'rium*. Dose, gr. $\frac{1}{4}$ to gr. j. until it operates.

MOMORDIQUE, *Momordica elaterium*.

MONAD, from *Monas*, 'unity.' A simple particle, or atom, or unit.—Leibnitz. The smallest of all visible animalcules. A primary cell or germ.

MONÆ, *Nates*.

MONARDA COCCINEA, *Scarlet Ross balm*, *Mountain mint*, *Oswego Tea*, *Mountain Balm*, *Horsemint*, *Square stalk*, *Red Balm*; a beautiful indigenous plant, having the excitant properties of *monarda punctata*.

MONAR'DA FISTULOSA, *The Purple monarda*. The leaves have a fragrant smell; and an aromatic, somewhat bitter taste. They are reputed to be nervine, stomachic, and deobstruent.

MONAR'DA PUNCTATA, *Horsemint*. *Sex. Syst.* *Diandria Monogynia*. *Nat. Ord.* *Labiata*. Indigenous in the United States. Stimulant and carminative. The *Oleum monardæ* is officinal in the United States.

MONARDA PURPLE, *M. fistulosa*.

MONDER (F.), from *mundus*, 'cleanly.' To render clean or pure. In *Pharmacy*, it means to separate any substance from its impure or useless portion. In *surgery*, *monder* ou *mon-difier une plaie*, is to clean or deterge a wound.

MONDIFICATIFS, *Detergents*.

MONDIFIER UNE PLAIE, see *Monder*.

MONE'MERON, *Mono'meron*, *Monohe'meron*; from *μονος*, 'one,' and *ἡμερα*, 'a day.' A name given to several collyria, which were supposed to be capable of curing diseases of the eyes in a day.

MONENTERUM, *Colon*.

MONESIA. A vegetable extract imported

into Europe from South America, in hard, thick cakes. It is prepared from the bark of a tree, whose botanical name is unknown. It is very friable, and its fracture very much resembles that of a well-torrefied cocoanut. It is wholly soluble in water; and its taste—which is at first sweet like liquorice, sometimes becomes astringent. It is on account of its astringent properties that it has been prescribed in chronic bronchitis, hæmoptysis, diarrhœa, leucorrhœa, uterine hemorrhage, &c. It has been applied locally, in the form of ointment, (*Mones*, p. I, *Adipsi*, p. vij.) The dose of *Monesia* is from 12 to 40 grains a day.

MONEYWORT, *Lysimachia nummularia*.

MONGO'LIAN. Anthropologists give the name *Mongolian race* to a variety of the human species, spread over a great part of the north of Asia, in China, India, Tibet, the Moluccas, &c. The individuals composing it have the skin of a brown red, forehead flat, nose broad, cheeks prominent, and lips large. See *Homo*.

MONKSHOOD, *Aconitum*—m. Common, *Aconitum napellus*—m. Salutary, *Aconitum anthora*.

MONNI'NA POLYSTA'CHIA. A beautiful South American plant. *Nat. Ord.* *Polygaleæ*. *Sex. Syst.* *Diadelphia Octandria*. The bark of the root is a powerful astringent, and much used in South America in diseases of the bowels.

MONOBLEP'SIS, from *μονος*, 'one,' and *βλεψις*, 'sight.' An affection in which vision is confused, imperfect, and indistinct, when both eyes are employed; but quite perfect or nearly so, when either eye is used singly.

MONOCARPÆ; from *μονος*, 'alone,' 'single,' and *καρπος*, 'fruit.' A division of cutaneous affections, of the family of *Eczematosen* of Fuchs, which includes *strophulus*, *psudracia*, and *ecthyma*.

MONOCEPH'ALUS, from *μονος*, 'one,' and *κεφαλη*, 'head.' A compound monster having two bodies with a single head.

MONOCOLON, *Cæcum*, *Rectum*.

MONOCRA'NUS, from *μονος*, 'one,' 'single,' and *κρανον*, *κρανιον*, 'cranium.' A monster with one cranium, but with the face in part double.—Gurlt.

MONOCULUM, *Cæcum*.

MONOC'ULUS, *Mon'ocle*, *Monophthal'mus*, *Unio'culus*, *Unoc'ulus*, from *μονος*, 'one,' and *oculus*, 'an eye.' A bandage employed to maintain topical applications over one of the eyes. This bandage, called by some surgeons *Simplex oculus*, (F.) *Œil simple*, is made of a roller three or four ells long, rolled into a single ball. See *Cyclops*.

MONODIPL'OPIA; from *μονος*, 'alone,' *διπλος*, 'double,' and *ωψ*, 'eye.' Double vision with one eye.

MONOEMERON, *Monemerom*.

MONOGAS'TRIC, *Monogast'ricus*; from *μονος*, 'one,' and *γαστριη*, 'stomach.' That which has but one stomach. Man is *Monogast'ric*; ruminating animals, on the contrary, are *polygast'ric*.

MONOGRAPH, MEDICAL, *Monograph'ia medica*; from *μονος*, 'one,' and *γραφη*, 'description.' An *ex professo* treatise on a single class of diseases, or on a single disease.

MONOHEMERON, *Monemerom*.

MONOMACHON, Cæcum.

MONOMACUM, Cæcum.

MONOMANIA, Melancholy.

MONOMMATOS, Cyclops.

MONOPAGIA, Clavus hystericus, Hemis-
crania.

MONOPATHY, *Monopathia*, from *μονος*, 'one,' and *παθος*, 'disorder.' A state in which one organ or function is disordered. Applied to melancholy or monomania; which is said to be a *monopathic* affection.

MONOPEGIA, Clavus hystericus, Hemis-
crania.

MONOPHTHALMUS, Cyclops, Monoculus.

MONOPLASTIC, *Monoplasticus*: from *μο-
νος*, 'one,' and *πλασσω*, 'I form.' That which has one form. A *Monoplastic element*, in histology, is one which retains its primary form.—
Gerber.

MONOPODIA, Sympodia.

MONOPS, Cyclops.

MONOPSIA, Cyclopia.

MONOPUS, Symmeles.

MONORCHIS, from *μονος*, 'one,' and *ορχις*,
'testicle.' One who has only one testicle.

MONOSITIA, from *μονος*, 'one,' and *σιτος*,
'food,' 'repast.' The habit of taking only one
meal in the day.

MONOTROPA UNIFLORA, *Iceplant*, *Pipe-
plant*, *Nest root*, *Pit root*. An indigenous plant,
whose juice, mixed with water, has been ex-
tollled by the Indians in ophthalmia. The dried
root in powder has been given in epilepsy and
nervous diseases.

MONROIANUM FORAMEN. A foramen
at the anterior part of the lateral ventricles of
the brain, by which they communicate with
each other, is so called from the second Monro.

MONS VENERIS, *Monticulus Veneris*,
Ephēbēum, (F.) *Mont de Venus*, *Pénit*, *Motte*,
Éminence sus-pubienne. The more or less pro-
jecting eminence, situate at the base of the
hypogastrium, above the vulva and in front of
the os pubis. At the period of puberty it be-
comes covered with hair, formerly called *Tres-
soria*.

MONSTER, *Monstrum*, *Teras*, *Pelor*, *Pelo-
ria*, *Pelorumium*, *Pelorum*. Any organized being,
having an extraordinary vice of conformation,
or a preternatural perversion of every part, or
of certain parts only. Three species of mon-
sters are usually distinguished. The *first* com-
prehends those that are born with an excess of
parts; as with two heads on one trunk,—two
trunks with one head,—with six fingers or toes,
&c. The *second* includes those with a deficiency
of parts,—such as the acephali, monopes, &c.;
and the *third*, those with a deviation of parts,—
as where the heart is on the right side, the liver
on the left, &c. Amongst the numerous hypo-
theses entertained on the origin or cause of mon-
sters, or of monstrosity—*teratosis*, *monstrosi-
tas*, as the state has been called—three only
are worth mentioning. They have been attri-
buted, 1. To the influence of the maternal ima-
gination on the fœtus in utero. 2. To accident-
al changes, experienced by the fœtus at some
period of its uterine existence: and, 3. To a
primitive defect in the germs. The second
seems to be the only one that is philosophical.

As a medico-legal question, monsters, if ca-
pable of action as individuals, have the same
rights as other persons.

MONSTROSITAS, see *Monster*.

MONSTROSITY, see *Monster*.

MONSTRUM, *Monster*.

MONT DE VENUS, *Mons Veneris*.

MONTBRISON, MINERAL WATERS
OF. Montbrison is a town in France, in the
department of the Loire, fifteen leagues from
Lyons. There are three cold springs here,
which are highly acidulous, and used as refri-
gerants and aperients.

MONT-DE-MARSAN, MINERAL WA-
TERS OF. Mont-de-Marsan is a small French
town, 10 leagues from Dax; where there is a
chalybeate spring, somewhat frequented.

MONT-D'OR, MINERAL WATERS OF.
Mont d'Or is a village seven leagues from Cler-
mont, (Puy-de-Dôme,) at which are several
mineral springs, cold and thermal. Those of
the Fountain *La Madelaine*, and of the *Great
Bath*, are thermal; temp. 112° Fahr. and con-
tain carbonic acid, subcarbonate and sulphate of
soda, chloride of sodium, subcarbonate of lime
and magnesia, alumine and oxide of iron. Those
of *St. Margaret* are cold, and contain much
carbonic acid.

MONTECATINI, MINERAL WATERS
OF. This town is situate near Borgo-Bug-
giano, in Tuscany. The springs are thermal;
ranging from 78° to 118° Fahrenheit.

MONTHLY COURSES, *Menses*—m. *Pe-
riods*, *Menses*.

MONTICULI CEREBELLI, Vermiform
processes of the Cerebellum.

MONTICULUS VENERIS, *Mons veneris*.

MONTPELLIER, CLIMATE OF. This
seat of a celebrated medical school in the S. E.
of France was at one time renowned for its cli-
mate, and especially in regard to its adaptation
to consumptive cases. This is now exploded,
and it is at present esteemed an unfit residence
for them. The climate possesses the general
characters of that of south-eastern France—
being dry, hot, and irritating; subject to fre-
quent vicissitudes, and especially to blasts of
keen, cold, northerly winds. It is, indeed, most
injurious in pulmonary diseases.

MOON, *Luna*, *Selēnē*, *Menē*, Sax. *Mōna*,
(G.) *Mōnd*, (F.) *Lune*. The moon has been
supposed to exert considerable influence over
the human body, in health and disease. Such
influence has been grossly exaggerated. Not
many years ago, it would have been heretical
to doubt the exacerbation of mania, at the full
of the moon; yet it is now satisfactorily shown,
that if the light be excluded at this period, the
lunatic is not excited more than ordinarily.

MOONSTRUCK, Lunatic.

MOORBERRY, *Vaccinium oxycoccus*.

MOORSHEAD, Alembic.

MOORWORT, BROAD-LEAVED, *Andro-
meda maritima*.

MOOSEWOOD, *Dirca palustris*.

MOPHETA, see *Mephitism*.

MORBEUX, Morbid.

MORBI, see *Morbus*—m. *Acquisiti*, Acquired
diseases—m. *Acuti*, see *Acute*—m. *Adventitii*,
Acquired diseases—m. *Anniversarii*, Annual dis-
eases—m. *Anni*, Annual diseases—m. *Asthenici*,
Adynamia—m. *Celati*, Feigned diseases—m.
Chronici, Chronic diseases—m. *Cognati*, Innate
diseases—m. *Complicati*, see *Complication*, Im-
pliciti morbi—m. *Congeniti*, Innate diseases—m.
Connati, Connate diseases—m. *Connexi*, Con-

uncti morbi—m. Consequentes, Coniuncti morbi—m. Constrictorii, see Spasmodicus—m. Dermatodes, see Dermatoid—m. Dispersi, Sporadic diseases—m. Dissimulati, Feigned diseases—m. Epicteti, Acquired diseases—m. Evolutionis, see Development—m. Homoedri, see Hæmoedrus—m. Infirmitati, Feigned diseases—m. Interni, Internal diseases—m. Melancholici, see Mercurial—m. Mercuriales, see Mercurial—m. Nervosi, Nervous diseases—m. Occulti, see Latent—m. Olfactûs, Osmonosi—m. Perplexi, see Complication—m. Pseudalei, Feigned diseases—m. Recidiva, Relapse—m. Recursus, Palindromia—m. Sexuales, see Sexual—m. Sexûs, Genonusi—m. Simulati, Feigned diseases—m. Sparsi, Sporadic diseases—m. Spasmodici, see Spasmodicus—m. Subacute, see Acute—m. Tactus, Haphonosi—m. Tropici, Troponusi.

MORBID, *Morbidus*, *Morbo'sus*, *Pathic*, *Path'ical*, *Path'icus*, (F.) *Morbeux*, *Morbide*; from *morbus*, 'a disease,' Diseased or relating to disease.

MORBID ANATOMY, see Anatomy.

MORBIFIC, *Morbificus*, (F.) *Morbifique*; from *morbus*, 'a disease,' and *facere*, 'to make.' Causing or producing disease—as *morbific* emanations.

MORBILITY, Disease.

MORBILLEUX, Morbillous.

MORBILLI, Rubeola—m. Confluentes, Scarlatina—m. Ignei, Scarlatina.

MORBILLOUSUS, Morbillous.

MORBILLOUS, *Morbillo'sus*, *Measly*, (F.) *Morbilleux*. Affected or connected with measles.

MORBOSUS, Sickly.

MORBUS, Disease, see *Morbi*—m. Ampullaceus, Pemphigus—m. Anglicus, Rachitis—m. Aphrôdisius, Syphilis—m. Arcuatus, Icterus—m. Arietis, Influenza—m. Arquatius, Icterus—m. Articularis, Gout—m. Astralis, Epilepsy—m. Attonitus, Apoplexy—m. a. Celsi, Catalepsy—m. Brightii, Kidney, Bright's disease of the—m. Bullosus, Pemphigus—m. Caducus, Epilepsy—m. Cæruleus, Cyanopathy—m. Calculi, Lithia—m. Cardiacus, Cardialgia—m. Cattarrhalis, Influenza—m. Catoxys, see Catoxys—m. Cerealis, Ergotism—m. Cerebralis, Whyttii, Hydrocephalus Internus—m. Cirrhorum, Plica—m. Cæliacus, Cæliac flux—m. Comitalis, Epilepsy—m. Costalis, Pleuritis—m. Coxarius, Coxarum morbus—m. Croatus, Scherlievo—m. Cucullaris, Pertussis—m. Cucullis, Pertussis—m. Cystophlegmaticus, Cystirrhæa—m. Dæmoniacus, Epilepsy—m. Dæmonius, Epilepsy—m. Deificus, Epilepsy—m. Dissolutus, Dysentery—m. Divinus, Epilepsy—m. Dominorum, Gout—m. Endemius, Endemic—m. Epidemicus, Epidemy—m. Epidemicus gutturis Foresti, Scarlatina—m. Eruditorum, Hypochondriasis—m. Extrinsicus, External disease—m. Febrilis, Pyreticosis—m. Fellifluus, Cholera—m. Flatuosus, Hypochondriasis—m. Fluminiensis, Scherlievo—m. Fædus, Epilepsy—m. Frigidus, Atrophy—m. Gallicus, Syphilis—m. Gesticulatorius, Chorea—m. Gravis, see Serious—m. Hæmorrhoidalis, Hæmorrhoids—m. Heracleus, Epilepsy—m. Herculeus, Epilepsy—m. Hispanicus, Syphilis—m. Hydrophobicus, Hydrophobia—m. Hypochondriacus, Hypochondriasis—m. Hystericus, Hysteria—m. Idiopathicus, Idiopathia—m. Indicus, Syphilis—m. Interlunius, Epilepsy—m. Ischiadicus, Neuralgia femoro-poplitea—m.

Italicus, Syphilis—m. Jecinoris, Hepatitis—m. Lateralis, Pleuritis—m. Lazari, Elephantiasis—m. Lunaticus, Epilepsy—m. Luteolus, Icterus—m. Maculosus hæmorrhagicus Werlhofii, Purpura hæmorrhagica—m. Magnus, Epilepsy—m. Major, Epilepsy—m. Mensalis, Epilepsy—m. Mercurialis, Eczema mercuriale, Hydrargyriasis—m. Metallicus, Colic, metallic—m. Mucosus, Fever, adeno-meningeal—m. Nauticus, Nausea marina—m. Neapolitanus, Syphilis—m. Niger, Melæna—m. Originalis, Idiopathia—m. Œsophagi, Œsophagopathia—m. Oryzeus, Cholera—m. Pallidus, Chlorosis—m. Pancænus, Pandemic—m. Parthenius, Chlorosis—m. Pandemius, Pandemic—m. Pedicularis, Phtheiriasis—m. Pediculosus, Phtheiriasis—m. Peracutus, see Catoxys—m. Phæniceus, Elephantiasis—m. Pilaris, Trichiasis—m. Pleuriticus, Pleuritis—m. Plumbeus, Lead-poisoning—m. Porcinus, Essera—m. Popularis, Epilepsy—m. Primarius, Idiopathia—m. Proprius, Idiopathia—m. Protopathicus, Idiopathia—m. Proteiformis, see Proteiformis—m. Psœdicus, Lumbar abscess—m. Publicus, Epidemy—m. Puerilis, Epilepsy—m. Pulicularis, Typhus gravior—m. Recidivus, Relapse—m. Recidivus, Palindromia—m. Regionalis, Endemic—m. Regius, Icterus—m. Resicatorius, Hypochondriasis—m. Ructuosus, Hypochondriasis—m. Ructuosus, see Eructation—m. Sacer, Epilepsy—m. Saltatorius, Chorea—m. Sancti Joannis, Epilepsy—m. Sancti Valentini, Epilepsy—m. Scarlatinus, Scarlatina—m. Scelestus, Epilepsy—m. Scrophulosus, Scrofula—m. Secundarius, Deuteropathia—m. Seleniacus, Epilepsy—m. Sideratus, Epilepsy—m. Silesiacus, Raphania—m. Simplex, Haplopathia—m. Solstitialis, *Coup-de-Soleil*—m. Sonticus, Epilepsy—m. Spasmodicus malignus seu popularis, Raphania—m. Strangulatorius, Cynanche trachealis—m. Sudatorius, Sudor Anglicus—m. Truculentus infans, Cynanche trachealis—m. Tuberculolus, see Tubercle and Tubercular cachexia—m. Ungaricus, Fever, Hungaric—m. Verminosus, Helminthiasis—m. Vernaculus, Endemic—m. Vervecinus, Influenza—m. Vesicularis, Pemphigus—m. Virgineus, Chlorosis—m. Viridelus, Epilepsy—m. Vitriolatus, Epilepsy—m. Vocis, Phononosis—m. Vulpis, Alopecia.

MORCEAU DU DIABLE, see Tuba Fallopiana—m. *Frangé*, see Tuba Fallopiana.

MORDICANT, *Mordicans*, *Calor mordicans*. A morbid heat, causing a disagreeable pungent sensation in the fingers of the physician.

MORDICES, Teeth: see Tooth.

MOREA, *Morus nigra*.

MORELLE, Boletus esculentus—m. à *Fruiti noir*, Solanum—m. *Furiense*, *Atropa belladonna*—m. *en Grappes*, *Phytolacca decandra*—m. *Grimpante*, Solanum dulcamara.

MÔRETARIUM, Mortar.

MORETUS, *Moretum*, from *morum*, 'the mulberry.' Ancient name of a cordial julep, into the composition of which the syrup of mulberries entered.—Schroder.

MORGAGNI, HUMOUR OF, *Humor Morgagnianus*. A peculiar, transparent, slightly viscid fluid, found between the crystalline and its capsule.

MORGELINE, *Alsine media*.

MORIA, Idiostism—m. Demens, Idiostism. Dementia—m. Demens lerema, see Dementia—m. Imbecilis amnesia, Amnesia.

MORIBUNDUS, Psychorages.

MORINGA OLEIFERA, Guilandina moringa—m. Zeylanica, Guilandina moringa.

MORION, Genital organ, Penis.

MORIOPLASTICE, *Chirurgia curtorum*, *Ch. Anaplastica*, *Restitutio organica* seu *partium deperditarum*, *Transplantatio*, *Autoplastice*, *Anaplastica Surgery*, *Autoplastic* or *Autoplastic or Plastic Surgery*, *Chirurgia plastica*, from $\mu\omicron\iota\omicron\nu$, 'a part,' and $\pi\lambda\omicron\sigma\tau\iota\kappa\omicron\varsigma$, 'forming.' The restoration of lost parts. The operations for this purpose have various names, according to the part concerned, as *Cheiloplastice*, *Ceroplastice*, *Rhinoplastice*, &c.

MORO, from *morum*, 'a mulberry.'—*Morum*, (F.) *Mure*. A small abscess resembling a mulberry. A small tumour, of a similar appearance, particularly on the genital organs after impure coition.

MOROCHTHUS, *Morochtus*, *Morochites*, *Merochites*, *Meroctes*, *Galaxia*, *Leucographia*, (F.) *Pierre au lait*, *Milk stone*. An Egyptian stone, used by the ancients as an application to the intertrigo of children: probably a variety of fuller's earth, inasmuch as it appears to have been used by fullers.

MOROCHITES, *Morochthus*.

MOROCHTUS, *Morochthus*.

MOROCMIUM, *Morotrophium*.

MORODOCHIUM, *Morotrophium*.

MOROSIS, *Fatuitas*, *Idiotism*.

MOROSITATES, from $\mu\omega\sigma\iota\alpha$, 'folly.' A generic name given by Linnaeus to an order of *Vesaniae*, in which he included *pica*, *bulimia*, *polydipsia*, *antipathia*, *nostalgia*, *panophobia*, *satyriasis*, *nymphomania*, *tarentismus*, and *hydrophobia*.

MOROTROPHIUM, *Morocmiium*, *Morodochium*, from $\mu\omega\sigma\iota\alpha$, 'fatuous,' and $\tau\omicron\phi\omicron\eta$, 'support.' An insane establishment; a lunatic asylum; a mad-house. Under proper management, a valuable institution; but liable to various abuses.

MORPHÆA ALBA, *Lepra alphoides*—m. *Nigra*, *Lepra nigricans*.

MORPHIA, *Morphina*—m. *Acetate* of, *Morphinæ acetat*—m. *Citrate* of, see *Morphina*—m. *Muriate* of, see *Morphina*—m. *Sulphate* of, *Morphinæ sulphas*.

MORPHIÆ ACETAS, *Morphinæ acetat*—m. *Sulphas*, *Morphinæ sulphas*.

MORPHICA, from $\mu\omega\phi\eta$, 'shape.' *Monstrosities of birth*. The 3d order, class *Typhica* of *God*.

MORPHINA, *Morphia*, *Morphium*, *Morphinæ*, *Morphine*, from *Morpheus*, the 'god of sleep.' A solid, colourless alkali; crystallizable in beautiful pyramids, truncated and transparent; soluble in alcohol, and slightly so in boiling water. It exists, combined with meconic acid, in opium. It may be obtained by decomposing, by means of ammonia or calcined magnesia, an aqueous solution of opium made in the cold.

The following is the process of the Pharm. U. S. *Opium*, sliced, ℥j; *distilled water*, alcohol, each a sufficient quantity; *solution of ammonia*, f. ℥vj. Macerate the opium with four pints of distilled water for 24 hours, and having worked it with the hand, digest for 24 hours, and strain.* Macerate the residue twice successively with distilled water, and strain. Mix the infusions; evaporate to six pints, and filter;

then add first five pints of alcohol, and afterwards three fluidounces of the solution of ammonia, previously mixed with half-a-pint of alcohol. After 24 hours, pour in the remainder of the solution of ammonia, mixed as before with half-a-pint of alcohol; and set the liquor aside for 24 hours, that crystals may form. To purify these, boil them with two pints of alcohol till they are dissolved; filter the solution, while hot, through animal charcoal, and set it aside to crystallize.

Morphia dissolves perfectly in the acids, which it saturates; and with which it forms very crystallizable salts, with the exception of the acetate. All these salts have a bitter taste, and act upon the animal economy in the same manner as opium, but more powerfully. The acetate is the salt commonly employed in medicine. It was, at one time, supposed that Morphia is the purely sedative part of opium, divested of its irritating properties; but experience has not confirmed this. On the contrary, Morphia will generally disagree where opium does. Dose of Morphia $\frac{1}{4}$ to $\frac{1}{2}$ of a grain.

MORPHIÆ ACETAS, *Morphinæ Acetas*, *Acetate of Morphine*, *Acetate of Morphia*. A salt, formed by saturating morphia with acetic acid. (*Morphia*, in powder, freed from narcotina by boiling with sulphuric ether, ℥j; *distilled water*, Oss; *acetic acid*, a sufficient quantity. Mix the morphia with the water; then carefully drop in the acid, constantly stirring until the morphia is saturated and dissolved. Evaporate the solution in a water-bath to the consistence of syrup. Lastly, dry the acetate with a gentle heat and rub it into powder.—Ph. U. S.) Dose, from $\frac{1}{4}$ of a grain to a grain.

MORPHIÆ SULPHAS, *Morphinæ Sulphas*, *Sulphate of Morphia*. A salt, formed by saturating morphia with sulphuric acid, evaporating, and crystallizing. Dose, the same as of the acetate.

Muriate and *Citrate of Morphia* have likewise been used; but they possess no advantages over the other salts. The sulphate and muriate are officinal in the Ph. U. S.

MORPHIUM, *Morphina*.

MORPHOLOGICAL, from $\mu\omega\phi\eta$, 'shape,' and $\lambda\omicron\gamma\omicron\varsigma$, 'a description.' That which has relation to the anatomical conformation of parts. Applied, at times, to the alterations in the form of the several parts of the embryo, in contradistinction to histological, which is applied to the transformation by which the tissues are gradually generated.

MORPHOLOGY, *Anatomy*.

MORPHONOMY, *Morphonomia*: from $\mu\omega\phi\eta$, 'shape,' and $\nu\omicron\mu\omicron\varsigma$, 'a law.' The laws of organic formation. The department of anatomical science which teaches the laws of organic configuration.

MORPHOTOMY, see *Anatomy*.

MORPIO, see *Pediculus*.

MORPION, *Crab-louse*, see *Pediculus*.

MORS, *Death*—m. *Apparens*, *Asphyxia*—m. *Putativa*, *Asphyxia*—m. *Repentina*, *Demotivus lapsus*—m. *du Diable*, *Scabiosa succisa*.

MORSELLUS, *Tabella*.

MORSULI ANTIMONIALES, *Tabellæ antimoniales Kunkelii*—m. *Stibii*, *Tabellæ antimoniales Kunkelii*.

MORSULUS, *Tabella*.

MORSURE, *Degmos*.

MORSUS, Degmos—m. Diaboli, Scabiosa succisa, see Tuba Fallopiana—m. Gallinæ, Al-sine media—m. Stomachi, Cardialgia—m. Ven-triculi, Cardialgia.

MORT, Death—m. *Apparente*, Asphyxia—m. *du Chiens*, Cholera—m. *aux Chiens*, Colchi-cum autumnale—m. *aux Panthères*, Doronicum pardalianches.

MORTA, Pemphigus.

MORTAL, *Mortalis*, from *mors*, *mortis*, 'death.' *Lethalis*, *Leta'lis*, *Thanato'des*, *Tha-nas'imus*, (F.) *Mortel*. That which is subject to death;—that which causes death:—as, *man is mortal; a disease is mortal*. Of old, it was the custom to have a division of mortal wounds, which gave rise to many errors in medico-legal investigations, as the mortality of wounds de-pends upon various circumstances; and it is of-ten a matter of extreme difficulty, to pronounce whether or not a wound is necessarily mortal.

MORTALITY, *Mortal'itas*, *Lethal'itas*, *Le-tal'itas*, *Mortalité*. This word taken in an ex-tended sense, expresses the condition of all or-ganized bodies,—of being subject to the ces-sation of life. In the sense in which it is most frequently employed, it signifies,—the pro-portional quantity of individuals who, in a certain population, die in a given time. If we assume the population of the earth to be one thousand millions, and a generation to last thirty-three years; in that space of time the one thousand millions must all die; and, consequently, the number of deaths will be, by approximation,

Each year,	30,000,000
Each day,	82,109
Each hour,	3,421
Each minute,	57
Each second,	1 nearly.

If on the other hand, as has been supposed, the number of deaths is to that of the births as TEN to TWELVE: there will be born,

Each year,	36,000,000
Each day,	98,356
Each hour,	4,098
Each minute,	68
Each second,	1 & 2-15ths.

It has been estimated, that the average mor-tality of the Pays du Vaud, is 1 in 49; of Swe-den and Holland, 1 in 48; of Russia, 1 in 41; of France, 1 in 40; of Austria 1 in 38; of Prus-sia and Naples, 1 in 33 to 35; of England, 1 in 45; and of South America, 1 in 30. The same rate of mortality has been given to the United States as to France; but the statistical details on all this matter have been inadequate, and— it is not improbable—inaccurate. The follow-ing has been given as the annual mortality of some of the chief cities of this country and of Europe: (See the Author's Human Health, p. 101: Philadelphia, 1844.) Philadelphia, 1 in 45.68; Glasgow, 1 in 44; Manchester, 1 in 44; Geneva, 1 in 43; Boston, 1 in 41.26; Baltimore, 1 in 41; London, 1 in 40; New York, 1 in 37.83; St. Petersburg, 1 in 37; Charleston, 1 in 36.50; Leghorn, 1 in 35; Berlin, 1 in 34; Paris, Lyons, Strasburg, and Barcelona, 1 in 32; Nice and Palermo, 1 in 31, Madrid, 1 in 29; Naples, 1 in 28; Brussels, 1 in 26; Rome, 1 in 25; Amster-dam, 1 in 24; and Vienna, 1 in 23½.

In the cities, the mortality under two years of age bears a large ratio. This is exhibited by the following table:

AGES:	London.	Philad.	Baltimors.
Under 1 year,	28.52	22.7	24.11
From 1 to 2,	8.6		8.55
2 to 5,	9.97	7.3	11.18
5 to 10,	4.33	4.	5.
10 to 20,	4.03	5.	6.3
20 to 30,	6.64	12.	9.87
30 to 40,	8.08	12.	10.58
40 to 50,	8.89	10.	8.88
50 to 60,	8.89	7.2	5.78
60 to 70,	9.15	5.	4.5
70 to 80,	7.83	3.5	3.
80 to 90,	3.18	1.9	1.67
90 to 100,	0.40	0.5	0.26
100 to 110,	—	0.09	
110 to 120,	—	0.013	0.18

MORTALITY, BILLS OF, *Bills of Necrology*, (F.) *Tables de Mortalité*. Tables, instituted for the purpose of exhibiting the number of deaths, &c. in a given time. Well kept bills of mor-tality are of great use to the physician and po-litical economist. Those of London have been proverbial for their inaccuracy and insufficiency; especially as regards the complaints of which the persons have died. They were formerly made out by the parish clerks, and the informa-tion was conveyed to them by two old women, who were appointed in each parish, and were called *Searchers*;—their duty being to see that the deceased had died a natural death. This miserable system has, however, been abolished: and the Registrar-General's annual reports of births, deaths, and marriages, exhibit how ad-mirably vital statistics are now conducted in Great Britain.

MORTAR, *Morta'rium*, *Moresa'rium*, *Mor-to'rium*, *Piso*, *Adonē*, *Pila*, *Holmos*, *Igdē*, *Ig-dus*, (F.) *Mortier*. A vessel for reducing to powder different solid substances, and for making certain mixtures. Different substances are employed in the construction of mortars;—iron, marble, glass, wedgewood ware, &c.

MORTARIOLUM, Alveolus.

MORTEL, Mortal.

MORTIER, Mortar.

MORTIFER, Lethiferous.

MORTIFICATIO, *Mortification*—m. Pul-monum, Necropneumonia.

MORTIFICA'TION, *Mortifica'tio*, *Necro'sis*, from *mors*, 'death,' and *fito*, 'I become.' The loss of vitality in a part of the body. The in-cipient stage of mortification, when the case is still recoverable, is called Gangrene; when to-tally destroyed, Sphacelus. Mortification of a bone is called Necrosis.

MORTIFICATION, *COLD*, Sphacelus—m. Ergot, Ergotism—m. Hot, Gangrene—m. Mildew, Ergotism.

MORTTOOTH, Cupri sulphas.

MORUM, see *Morus nigra*—m. *Palpebræ interna*, *Trachoma carunculosa*.

MORUS NIGRA, *The Mul'berry-Tree*, *Mor'a*, *Sycami'nos*, (F.) *Mûrier Noir*. The fruit of the mulberry-tree, *Morum*, *Sycami'num*, (F.) *Mûre*, is pleasant, sweet; subacid, and abounds with a deep violet-coloured juice. A syrup is directed in the London Pharmaco-pœia. The bark of the root has been regarded as an anthelmintic.

MORVE, Mucus, Nasal mucus; see *Equinia*—m. *Farcinouse*, see *Equinia*.

MOS, Habit.

MOS MORBI BENIG'NUS seu **MALIG'NUS**. The benign or malignant character of a disease.

MOSCHARDINA, *Muscarda*, from *μωσχος*, 'musk.' A lozenge for the mouth, composed of musk, ambergris and other aromatics.

MOSCHELÆON, *Moscolæa*. A compound aromatic oil, containing musk.

MOSCHUS, Musk—*m. Arabum*, *Hibiscus abelmoschus*—*m. Factitius*, Musk, artificial.

MOSCOLÆA, *Moschelæon*.

MOSLICH, *Maslach*.

MOSQUITO (S.) Diminutive of (S.) *mosca*, 'a fly.' A very troublesome insect in warm, moist situations. Curtains, called *Mosquito curtains*, are used in India, by way of protection. The entrance of mosquitos into the bed-chamber may also be prevented, to a certain extent, by keeping the doors and windows closed until the light is extinguished. The pain and itching from the bites are alleviated by washing them with hartshorn.

MOSQUITA is a name given, by the Portuguese, to small, red pimples on the skin, resembling the bites of the mosquito.

MOSS BERRY, *Vaccinium oxycoccus*—*m. Ceylon*, *Fucus amylicæus*—*m. Club*, *Lycopodium*—*m. Cup*, *Lichen pyxidatus*—*m. Iceland*, *Lichen Islandicus*—*m. Irish*, *Fucus crispus*—*m. Marine*, *Fucus amylicæus*.

MOTA, *Fagus castanea*.

MOTAMEN, *Motion*.

MOTATIO, *Motion*.

MOTE, *Carbasus*, *Linteum*.

MOTEUR, *Motory*.

MOTHER'S MARKS, *Nævus*—*m. Spots*, *Nævus*.

MOTHERWORT, *Leonurus cardiaca*, *Matricaria*.

MOTILITY, *Motilitas*, from *motus*; 'movement.' (F.) *Motilitéé*. Faculty of moving; moving power; contractility.

MOTION, *Motus*, *Mo'tio*, *Mota'tio*, *Mota'men*, *Commo'tio*, *Permo'tio*, *Cin'sis*, *Movement*, (F.) *Mouvement*. The act of changing place. The various motions may be divided into,—*First*, the *voluntary* or those that are executed under the influence of the brain. *Secondly*. The *involuntary*, which may be subdivided into, 1. The *excited*, of the *reflex* function of Dr. Marshall Hall and others,—as the closure of the larynx on the contact of acrid vapours, of the pharynx on that of the food,—a function of the spinal marrow; and 2. Those that are executed under the organic and other nerves of involuntary function. It is probable, too that every living tissue is capable of moving responsive to its appropriate irritant. See Irritability.

MOTION, *CILIARY*, see *Cilia*—*m. Involuntary*, see *Automatic*—*m. Vibratory*, see *Cilia*—*m. Voluntary*, *Autocinesis*.

MOTIVE, *Motory*.

MOTOR, *Motory*.

MOTOR OCULI EXTER'NUS, *Nervus timidus*, (F.) *Nerf oculo-musculaire externe* (Ch.) *Nerf moteur oculaire externe*, *Sixth pair of nerves*, arises from the furrow which separates the pons Varolii from the medulla oblongata. It enters the cavernous sinus; anastomoses on the outside of the carotid artery with two filaments furnished by the superior cervical ganglion; enters the orbit by the sphenoidal fissure, and is

lost on the rectus externus oculi. This pair is, also, called *Abducentes*.

MOTO'RES OCULO'RUM, *Moto'rii Oculorum*, *Ocula'res commu'nes*, *Ophthalmici externi*, *Common Oculo-muscular Nerves*, (F.) *Nerfs moteurs oculaires communs*, (Ch.) The *third pair of nerves*. This nerve arises from a depression at the inner side of the peduncles of the brain, between the tuber annulare and corpora mamillaria. It enters the outer part of the cavernous sinus, and passes into the orbital cavity. Behind the sphenoidal fissure, it divides into two branches; the one *superior*; and the other, *inferior*. The *former* is lost on the rectus superior oculi and the levator palpebræ superioris; the *latter*—the larger of the two—divides into three branches, which pass to the rectus internus, rectus inferior, and lesser oblique. The last furnishes a filament, which passes to the ophthalmic ganglion.

MOTORIAL, *Motory*.

MOTORY, *Motive*, *Motor*, *Moto'rial*, *Mot'ria*, (F.) *Moteur*. That which moves or impresses movement, as *motor nerves*, in contradistinction to the *sensory*.

MOTOS, *Linteum*, *Tent*.

MOTOSIS, from *μωτος*, 'charpie.' The application of charpie to a wound.

MOTRIX, *Motory*.

MOTTE, *Mons veneris*.

MOTUM, *Carbasus*, *Linteum*.

MOTUS, *Motion*—*m. Automaticus*, see *Automatic*—*m. Compressorius*, *Peristole*—*m. Cordis diastalticus*, *Diastole*—*m. Hæmorrhoidalis*, *Hæmorrhoids*—*m. Intestinorum*, *Borborygmus*—*m. Involuntarius*, see *Autocinesis*—*m. Peristalticus*, *Peristole*—*m. Testudinens*, *Peristole*—*m. Vermicularis*, *Peristole*—*m. Voluntarius*, *Autocinesis*.

MOUCHE, *Cantharis*—*m. d'Espagne*, *Cantharis*.

MOUCHER L'ACTION DE, *Munctio*.

MOUCHES, see *Pains*, *labour*.

MOUCHETURE, see *Scarification*.

MOUCHOIR EN TRIANGLE, *Couvre-chef*, see *Bandeau*.

MOUFETTE, see *Mephitism*.

MOULD, *Fontanella*.

MOULE, *Mytilus edulis*.

MOULEUR, *Muller*.

MOUREILLER, *Malpighia mourella*.

MOU'RON DES OISEAUX, *Alsine media*—*m. Rouge*, *Anagallis*.

MOUSE-EAR, *Alsine media*, *Hieracium pilosella*.

MOUSE-SIGHT, *Myopia*.

MOUSSE DE CORSE, *Corallina Corsicana*—*m. d'Island*, *Fucus crispus*—*m. Perlée*, *Fucus crispus*.

MOUSSERON, see *Agaric*.

MOUSSEUX, *Frothy*.

MOUSTACHE, *Mystax*.

MOÛT DE LA BIÈRE, *Wort*.

MOUTARDE, *Sinapis*.

MOUTH, *Sax. muð*, *Os*, *Cavum Oris*, *Stoma*, (F.) *Bouche*. This word sometimes signifies the cavity situate between the jaws, and containing the tongue, &c.;—at others, the outer orifice of that cavity. The mouth, in the first acceptation, *Cavitas seu Spatium Oris*, is the cavity; bounded, *above*, by the palatine arch; *below*, by the tongue; *before*, by the lips; and *behind*, by the velum palati and pharynx. The

sides of the mouth and the organs it contains are lined by a mucous membrane. The anterior aperture of the mouth is, sometimes, called *faucial*;—the posterior *pharyngeal*. In the mouth are the teeth, gums, alveolar margins, tongue; the excretory ducts of the salivary glands, and those of a number of mucous follicles, &c. It is in this cavity that the food is cut, torn, or bruised by the teeth; is impregnated with saliva, and formed into a mass or *bolus*, which is then subjected to the act of deglutition. The mouth contains the organs of taste; and it serves in respiration, articulation, expectoration, suction, &c.

The condition of the mouth requires to be attended to in *Semeiology*. The state of the mucous membrane, like that of the tongue, indicates the condition of the membrane of the alimentary canal generally.

MOUTH, Os, Apertura, Orific'ium, Hiatus, Peristomium, is, also, applied to the open extremities of vessels or other canals.

MOUTH ROOT, Coptis—m. Sore, Aphthæ—m. Watering, see Salivation.

MOVEMENT, Motion.

MOVEMENT, Motion.

MOXA, Moziburium. A word by which the Chinese and Japanese designate a cottony substance, which they prepared by beating the dried leaves of the *Artemisia moxa*,—a kind of mugwort. With this down they form a cone, which is placed upon the part intended to be cauterized, and is set fire to at the top. The heat and pain gradually increase, in proportion as the combustion proceeds downwards, until ultimately an eschar may be formed. In Europe and this country, the same operation is usually practised with a cylinder of cotton wool, or with one formed from the pith of the greater sun-flower. This mode of cauterization is employed as a powerful counter-irritant; which it assuredly is. Sloughing may be, in some measure prevented, according to Baron Larrey, by the application of liquid ammonia to the burnt part.

MOXIBURIUM, Moxa.

MOXIBUSTION, Mozibus'tio, Encan'tis. Mode of cauterization by means of moxa.

MOXON'S EFFERVESCING MAGNESIA, see Magnesia, effervescing, Moxon's.

MUCAGO, Mucilage.

MUCARUM, Mucharum.

MUCEDO, Mucilage.

MUCHARUM, Mucarum. A barbarous term, formerly used for an aqueous infusion of roses, sweetened and evaporated to the consistence of syrup.

MUCIFIC, Blennogenous.

MUCIFORM, Muciformis, Myxo'des, Blenno'des, Blenno'des, Blenno'des, from *mucus*, and *forma*, 'form.' Resembling mucus in character or appearance.

MUCILAGE, Mucila'go, Muca'go, Muce'do, from the Lat. *mucus*,—itself presumed to be from *mungere*, 'to wipe the nose.' A mixture of gum and a small quantity of matter analogous to mucus, which is found in abundance in linseed, quince-seed, &c. It is obtained by heating with water the parts, or products, of plants which contain it. It is much used in the preparation of emollient cataplasms and the greater part of the demulcent *tisanes*.

MUCILAGE, ANIMAL, Mucus—m. of Quince

seeds, Decoctum cydoniæ—m. Starch, Mucilago amyli.

MUCILAGINEUX, Mucilaginous.

MUCILAG'INOUS, Mucilagino'sus, Gummo'sus, Gummio'des, Gummido'des, (F.) Mucilagineux. Gummy. Resembling gum. That which possesses the character of mucilage.

MUCILAGO, Mucilage, Synovia.

MUCILAGO ACA'CIÆ, M. Acaciæ Arabicæ, M. Gummi Arabicæ; Mucilage of acacia, M. of gum Arabic. (Acaciæ gum. contus. ʒiv, ag. ferv. Oss. Rub the gum with the water gradually added.) Demulcent. To allay cough; but, chiefly, to suspend insoluble matters in water, &c.

MUCILAGO AM'YLI, Starch mucilage. (Amyli ʒiij, aquæ Oj. Rub the starch with the water gradually added; then boil till it forms a mucilage. Ph. L.) Demulcent. Generally given *per anum*.

MUCILAGO ARTICULORUM SEU JUNCTURARUM, Synovia.

MUCILAGO ASTRAG'ALI TRAGACAN'THÆ, M. tragacanthæ, M. gummi tragacanthæ, Mucilage of tragacanth. (Gummi tragacanth. ʒj, aquæ bullient. Oj. Macerate for 24 hours; triturate till the gum is dissolved, and press through linen.) For pharmaceutical purposes.

MUCILAGO CR'ETICA, Misturæ cretæ—m. Gummi Arabici, M. acaciæ—m. Seminis cydonii mali, Decoctum cydoniæ—m. Gummi tragacanthæ, M. astragali tragacanthæ—m. Tragacanthæ, M. astragali tragacanthæ.

MUCIN, Mucus.

MUCIP'AROUS, Mucip'arus, from *mucus*, and *pario*, 'I bring forth.' Mucous producing; as *muciparous* glands or follicles.

MUCOCE'LE, Hernia sacci lachrymal'is, from *mucus*, and *κηλη*, 'rupture.' An enlargement or protrusion of the mucous membrane of the lachrymal passages giving occasion to fistula lachrymalis. Also, dropsy of the lachrymal sac.

MUCO-ENTERITIS, see Enteritis.

MUCO-PU'RULENT, Muco-purulentus, Pyoblen'nicus, from *mucus*, and *pus*. Having the character or appearance of mucus and pus.

MUCOR, Euros, Mucus—m. Narium, Nasal mucus.

MUCOSITAS, Mucus.

MUCOSITY, Mucos'itas. A fluid, which resembles mucus, or contains a certain quantity of it.

MUCOUS, Mucos'us. An epithet for all bodies containing mucilage or mucus. It is, also, sometimes used synonymously with gum. In *pathology*, it is occasionally employed to express the seat of a disease, as *mucous disease, mucous phlegmasia*; that is, having its seat in a mucous membrane.

MUCOUS MEMBRANES, see Membranes—m. Web, Corpus mucosum.

MUCRO, Apex.

Mucro seu Cor'yphè seu Fundus seu Vertex Cordis. The apex or point of the heart.

MUCRO HUMERI, Acromion.

MUCRONATA CARTILAGO, Xiphoid cartilage.

MUCRONATUM OS, Xiphoid cartilage.

MUCULENT, Muculentus, from *mucus*. Slimy, viscid.

MUCUNA, see Dolichos pruriens—m. Pruriens, Dolichos pruriens—m. Prurita, see Dolichos.

MUCUS, *Mucor*, *Mucosus humor*, *Mucositas*, *Myza*, *Myzus*, *Lape*, *Pituita*, *Zoomycus*, *Zoomyca*, *Animal mucus*, *Blenna*, *Animal mucilage*, (F.) *Muqueux animal*, *Morve*, *Mucilage animal*, presumed to be from *mungere*, 'to wipe the nose.' A substance, analogous to vegetable mucilage; from which, however, it differs, by affording subcarbonate of ammonia on distillation. Mucus exudes through the skin, in a state of combination with a peculiar oily matter; and, drying, forms the epidermis. It constitutes, in part, the different epidermeous productions, as the hair, nails, wool, and horn of animals, feathers of birds and scales of fish. It is found at the surface of the mucous membranes, and presents some difference in its composition and properties, according to the particular mucous membrane from which it is obtained. Its chief organic constituent is an albuminous compound,—*mucin*. Mucus preserves the membranes moist; and in a state best fitted for the performance of their functions. The French give the term *glaire* to the thick; stringy mucus, secreted by the mucous membranes when in a state of disease.

MUCUS CARPHODES, see *Carphodes*—m. Ca-

tharticus, *Lichen Islandicus*—m. *Malpighii*, *Corpus mucosum*—m. *Narium*, *Nasal mucus*.

MUD-APPLE PLANT, *Solanum melongena*.
MUDAR, *Madar*. The *Calotropis mudarti* seu *madarti*; or, according to the generality of authorities, the *C. gigantea* or *Asclepias gigantea*. In the Hindoo practice of physic, the bark of the root, as well as the concrete juice of the plant, enters into various compound formulæ for the cure of elephantiasis and many other disorders. Experiments instituted by Dr. Duncan, jr., exhibit its properties to be like those of *ipeacacuanha*.

MUGUET, *Aphtha*, *Convallaria maialis*—m. *des Bois*, *Asperula odorata*—m. *de Mai*, *Convallaria maialis*.

MUGWORT, *Artemisia vulgaris*.

MULÂTRE, *Mulatto*.

MULATTO, (F.) *Mulâtre*, (S.) *Mulata*. An individual of the human species engendered of a white and black race; from *mulus*, 'a mule.'

The following table exhibits the proportion of white blood in the various castes,—arising from the hybridous admixture of white and black,—according to the principles sanctioned by usage.

PARENTS.	OFFSPRING.	Degree of Mixture.	
Negro and White,	Mulatto,	1-2 White,	1-2 Black.
White and Mulatto,	Terceron,	1-4 —	1-4 —
Negro and Mulatto,	{ Griffo, or Zambo,	1-4 —	3-4 —
White and Terceron,	{ or black Terceron, }		
Negro and Terceron,	Quarteron,	7-8 —	1-8 —
White and Quarteron,	Black Quarteron,	1-8 —	7-8 —
Negro and Black Quarteron,	Quinteron,	15-16 —	1-16 —
	Black Quinteron,	1-16 —	15-16 —

The last two were considered to be respectively white and black, in the British West India Islands; and the former, prior to modern changes, were white by law, and consequently free. See *Half-caste*.

MULBERRY TREE, *Morus nigra*.

MULES (F.), *Mula*. Chilblains on the heels.

MULIEBRIA, *Menses*, *Vulva*.

MULIEBROSITAS, *Philogynia*, from *mulier*, 'a woman,' *muliebria*, 'appertaining to women.' Fondness for women. Hence, *Muliebrosus*, *Muliera'rius*, and *Muliero'sus*; one who is fond of women.

MULIEBROSUS, see *Muliebrostitas*.

MULIERARIUS, see *Muliebrostitas*.

MULIE'RITAS, *Womanhood*, from *mulier*, 'a woman.' The state of puberty in the female.

MULIEROSUS, see *Muliebrostitas*.

MULIER PLENA, *Pregnant*.

MULLEIN, **BLACK**, *Verbascum nigrum*—m. *Broad-leaved*, great, *Verbascum nigrum*—m. *Yellow*, *Verbascum nigrum*.

MULLER, (F.) *Mouleur*. A moulder. A stone held in the hand, with which any powder is ground upon a flat horizontal stone. It is sometimes called *mullet*. (F.) *Mollette*.

MULLIGRUBS, *Tormina*, *Colic*.

MULQMEDICINA, *Veterinary art*.

MULOMEDICUS, see *Hippiater*.

MULSA ACIDA, *Oxyglycus*.

MULSUM, *Hydromeli*—m. *Vinosum*, *Æno-mel*.

MULTIFIDUS SPINÆ, *Transversalis dorsi*.
MULTILOC'ULAR, *Multilocularis*, from *multus*, 'many,' and *loculus*, 'a cell.' Having many cells.

MULTITAMMÆ; from *multus*, 'many,' and *mamma*, 'the breast.' A variety of hypergenesis, in which there are supernumerary mammeæ.

MULTIP'AROUS, (F.) *Multipare*; from *multus*, 'many,' and *parire*, 'to bring forth.' One that brings forth several young at the same time.

MULTITUDO, *Plethora*.

MULTIVORANTIA, *Polyphagia*.

MUMIA, *Mummy*.

MUMMIFICA'TION, from *mummy*, and *fo*, 'to make.' *Scalæton'sis*. The mode of preparing a mummy.

MUMMY, *Mumia*, Arab. *Mumya*, from *mum*, 'wax.' *Rebolea*, *Rebona*, (F.) *Momie*. A dead body simply dried, or dried after having been embalmed. The latter acceptation is the most common. Formerly, the Egyptian mummy was extolled as useful in contusions. It was presumed, also, to have healing, tonic, and resolvent properties. It is now only regarded as an archæological curiosity.

MUMPS, *Cynanche parotideæ*.

MUNCTIO, *Aponexis*, (F.) *l'Action de Moucher*. The act of blowing the nose.

MUNDIFICANTIA, *Detergents*.

MUNDIFICATIVA, *Detergents*.

MUNGOS RADIX, *Ophiorrhiza mungos*.

MUNIMENTUM CASTITATIS, Hymen.
MUQUEUX ANIMAL, Mucus.

MUR, Coryza.

MURAL, *Muralis*, from *murus*, 'a wall.' Vesical calculi are so called when rugous and covered with tubercles or asperities. They are composed of oxalate of lime.

MURE, Moro, see *Morus nigra*.

MURIA, *Halmé*, *Salsilaigo*, Brine, (F.) *Saumure*. This was formerly used as a glyster in dysentery, in certain inveterate neuralgias, &c.

MURIA, Soda, muriate of.

MURIAS AURICO-NATRICUM, see Gold.

MURIATE D'AMMONIAQUE, Ammoniaë murias—*m. d'Ammoniaque et de fer*, Ferrum ammoniatum—*m. d'Or*, Gold, muriate of, see Gold.

MURIATICUM ACIDUM, from *muria*. *Ac'idum salis*, *Spir'itus salis mari'ni*, *Sp. salis Glaube'ri*, *Acidum mari'num concentratum*, *Acidum salis culina'ris*, *Acidum salis marini*, *Spir'itus salis ac'idus seu fumans*, *Acidum hydrochlor'icum*, *Muriat'ic acid*, *Spirit of salt*, (F.) *Acide hydrochlorique ou muriatique*. An aqueous solution of chlorohydric acid gas of s. g. 1.16. The odour of muriatic acid is suffocating; taste very acid and caustic. It is nearly colourless when pure; but commonly of a pale yellow; volatile; the fumes visible. Muriatic acid is possessed of tonic and antiseptic properties. It is used in typhus, cutaneous eruptions; in gargles for inflammatory and putrid sore throats, (gt. xxx to f. ʒvj of water,) &c. When added to a pediluvium, it renders it stimulating.

ACIDUM MURIATICUM DILUTUM of the Ph. U. S. contained four ounces, by measure, of muriatic acid to twelve ounces of distilled water.

MURIDE, Bromine.

MURIER NOIR, *Morus nigra*.

MURIGENE, Chlorine.

MURINA, Bromine.

MURMUR AURIUM, Tinnitus aurium—*m. Intestinale seu intestinorum seu Ventris*, *Borborygmus*.

MURMUR, RESPIRATORY. The noise heard during inspiration and expiration, especially the former. It is produced by the passage of the air through the bronchial tubes and into the air-cells. It has been also called *murmur of the expansion of the lungs*; and, when distinctly vesicular, *Respiration of the cells or vesicular respiration*, (F.) *Respiration vésiculaire*. Vesicular respiration is of course absent when the cells of the lungs have been obliterated from any cause. We may then have the *Respiration nulle*, *Absence du bruit respiratoire*, *Silence*, and *Respiration silencieuse* of the French writers.

At times, it is rude during inspiration or expiration, or both—the *Respiration rude* or *R. raupeuse* of the French. At others, there is a blowing sound, (F.) *Souffle*, *Respiration soufflante*, as if some one were blowing into the auscultator's ear through a tube. This is heard in the healthy state over the larynx, trachea, and about the bifurcation of the bronchia; but when it proceeds from the lungs it denotes disease.

The respiration, perceived over the trachea and bronchia in health, is called *tracheal* or *bronchial* or *tubal*, (F.) *Respiration bronchique*,

Souffle tubaire, according to the situation in which it is heard.

MURMUR, UTERINE, *Bruit placentaire*—*m. Utero-placental*, *Bruit placentaire*.

MURRAIN, Coryza.

MURREN, Coryza.

MUSA PARADISIACA, *Musa*, *Amusa*, *Palma ku'milis*, *Ficus Ind'ica*, *Bata*, *Platanus*. The *Plantain tree*. Family, Musacæ. *Ses. Syst.* Hexandria Monogynia. It grows in many parts of India and South America. The fruit, which is largely eaten for bread, consists of a mealy substance. It is clammy; has a sweetish taste, and will dissolve in the mouth without chewing. The whole spike of fruit often weighs forty or fifty pounds. The leaves of the tree serve the Indians for table cloths and napkins. Being smooth and soft; they are also, employed as dressings for blisters. The water from the soft trunk is astringent, and is sometimes used in diarrhæa.

MUSA SAPIENTUM. The *Banana tree*, *Bacoba*, (F.) *Bananier*, *Bacove*. This differs somewhat from the last. The fruit, *Banana*, (S.) *Platano*, is shorter, straighter, and rounder; the pulp softer and of a more luscious taste. When ripe, it is very agreeable; is eaten like the plantain, and relished by all ranks of people in the West Indies. Both varieties are natives of Guinea.

MUSC, Musk.

MUSCA HISPANICA, Cantharis.

MUSCADE, see *Myristica moschata*.

MUSCADIER, *Myristica moschata*.

MUSCERDA, Moscardina.

MUSCLE, *Musculus*, *Torus*, *Mys*, *Myon*, from *μῦς*, 'a rat;' because, say some etymologists, the ancients compared the muscles to flayed rats. According to Diemerbroeck, Douglas, Chaussier, &c., *μῦς* comes rather from *μῦναι*, 'to close,' 'to move,' &c., a function proper to muscles. This etymon is the more probable. Muscles have been divided into those of *Animal life* or *of the life of relation*—*voluntary muscles*—which execute movements under the influence of the will; as the muscles of the limbs, head, trunk, &c.; and into those of *organic life*—*involuntary muscles*—which contract under the influence of certain special stimuli; as the heart, fleshy fibres of the stomach, &c. *Mixed muscles* are those which belong partly to each of these divisions;—as the muscles of respiration; the sphincters, &c. Muscles that act in opposition to each other are called *antagonists*; thus, every extensor has a flexor for an antagonist, and *vice versa*. Muscles that concur in the same action are termed *congenerous*. The muscles present numerous varieties in form, size, situation, use, &c., and have been divided, by some, into *long*, *broad*, and *short*. Each of these divisions comprises *simple* and *compound* muscles. *Simple* or *rectilinear muscles* have all their fibres in a similar direction: and only one body—as the *Sartorius*, *Pronator quadratus*, &c. *Compound muscles* are those which have only one belly and several tendons, as the flexors of the fingers and toes; or several bellies and several tendons,—as the biceps flexor cubiti, sacro-lumbalis, &c. To the compound muscles belong, also, the *radiated muscles*. Their fibres set out from a common centre, and are arranged like the radii of a circle;—such are the diaphragm, iliacus,

temporal, &c. *Pennated* or *Penniform Muscles*. Their fibres are arranged in two rows, which are united at a median line, at greater or less angles; nearly as the feathers are inserted into a quill. The palmaris longus is one of these. *Semi-penniform Muscles*: their fibres are oblique, as in the last case; but they are inserted only on one side of the tendon. *Hollow Muscles* are,—the heart, intestines, urinary bladder, &c.

Much difference has existed in the enumeration of muscles. Some authors reckon them at upwards of 400. Chaussier admits only 368. The greater part of the muscles are in *pairs*. Very few are *azygous*.

Muscles have been variously named. 1. *According to their uses*, as diaphragm, buccinator, extensors, flexors, adductors, abductors, levators, depressors, &c. 2. *According to their position*, as interspinales, interossei, subclavius, popliteus, anconeus, cubitalis, iliacus, temporalis, &c. 3. *According to their shape*, as trapezius, splenius, lumbricalis, serratus, digastric, deltoid, scalenus, rhomboides, &c. 4. *According to their dimensions*. Pectoralis major, rectus capitis anticus major, pectoralis minor, gluteus maximus, medius, and minimus. 5. *According to their direction*, as obliquus abdominis, transversalis abdominis, rectus femoris, rectus abdominis, &c. 6. *According to their composition*, as semi-membranosus, semi-tendinosus, complexus, &c. 7. *According to their attachments*, or the different points of the skeleton to which they are connected by means of tendons or aponeuroses; as sterno-cleido-mastoidens, sterno-hyoideus, &c. On this is grounded the nomenclature of M. Dumas, and that of Chaussier.

The end of the muscle, which adheres to the most fixed part, is usually called the *origin* or *head*, (F.) *Tête*; and that which adheres to the most moveable part, the *insertion* or *tail*, (F.) *Queue*; the intervening part or *body* of the muscle being called the *venter* or *belly*, *Venter musculi*, *Medium musculi*: hence, the names gastrocnemii, digastricus, biceps, and triceps; according as they have two bellies, two or three heads, &c.

Muscles are formed,—1. *Essentially of the muscular or fleshy fibre*, (see Muscular Fibre.) 2. *Of Cellular tissue*, which unites together the fibres. This cellular tissue is not very visible between the fine and loose fibres; but becomes more so, when they unite in more considerable fasciculi. It forms, moreover, to each muscle an external envelope, which unites it to the neighbouring parts, and admits of its motion. This envelope was formerly called *Tunica propria musculorum*. 3. *Of Arteries*. These proceed from neighbouring trunks, and are, generally, very large. Their size and number are always in proportion to the bulk of the muscle. With the exception of some viscera, as the lungs and the kidneys, there are few organs that receive as much blood as the muscles. 4. *Of Veins*. They follow the same course in the muscles as the arteries. Bichat asserts, that they are generally devoid of valves. 5. *Of Lymphatics*. Of these, we know little, and cannot easily follow them between the fleshy fibres. 6. *Of Nerves*. These are numerous, and of different sizes. They, almost all, proceed from the encephalon; some, however, is-

sue from ganglions, and accompany the arteries. In general, they penetrate the fleshy sue, along with the vessels, to which they narrowly united. After they have entered muscles, they divide and subdivide until they are lost sight of.

MUSCLE CANIN, Levator anguli oris *m. Caninellé*, Ischio-trochanterianus.

MUSCLE OF GAVARD. The oblique muscle fibres of the stomach.

MUSCLE GRAND FESSIER, Glut major—*m. of Guthrie*, Compressor Urethrae *m. of Horner*, Tensor Tarsi—*m. of Hous*, Compressor venæ dorsalis penis—*m. très Lc du dos*, Latissimus dorsi—*m. of Wilson*, Compressor urethrae.

MUSCULAR, *Muscularis*, *Musculo*: *Torosus*. That which belongs or relates to the muscles. Well furnished with muscles.

MUSCULAR ARTERIES. Arteries that distributed to the muscles. The name, *Muscular Arteries of the eye*, has been especially given to two branches sent off by the ophthalmic artery:—the one, *inferior*, which furnishes branches to the rectus inferior oculi, lachry sac, &c., and some of the anterior ciliary arteries: the other—the *superior*, which is sometimes wanting; but, when it exists, gives branches to the rectus superior oculi and levator palpebrae superioris.

MUSCULAR CONTRACTION. The exertion of the power, possessed by muscles, of shorter themselves, or of contracting to produce motion:—*muscular motion* being the change the situation and relation of organs, induced muscular contraction. When a muscle contracts its fibres assume more the zigzag direction, the extremities approximate; but the bulk of the whole muscle is not augmented. This contraction takes place, at times, with extreme velocity: a single thrill, in the letter R, can pronounced in the 1-30,000th part of a minute. The force of contraction, *Myodynamis*, depends upon the healthy physical condition of the muscle, combined with due energy of the brain. The duration, in voluntary motion, is for a certain time dependent upon the will:—contractions, excited involuntarily, cannot be so long maintained.

MUSCULAR FIBRE, *Fleshy fibre*. A name given to the filaments, which, by their union form the muscles. This fibre is flat, slender, downy, linear, little elastic, more or less branched, and arranged in zigzag according to its length, which is variable. It is firmer in adults than in the young or the aged; of the same size in the great and small muscles; and runs its course without bifurcation or ramification. It is slightly resisting in the dead body, tearing easily; but during life, it supports very great efforts without laceration. It is, itself, composed of a considerable number of fibrils, similar to each other, and subdividing almost indefinitely. The ultimate filaments into which the fibre can be decomposed by mechanical means seem to be hollow or tubular. The fibre exists under two forms, the *striated* and *non-striated*; the muscles composed of the former minister as a general rule, to the *animal function*; the latter always, perhaps, to the *organic*. The colour of the muscular fibres is red in man, white in several animals. A greater or lesser number,—united in fasciculi, *Fasciculi*

Lacerati musculorum, approximated to each other, and forming a distinct mass, of very variable size and shape, the extremities being attached to bones by means of tendons,—constitutes a muscle. In this are included cellular membrane, vessels and nerves. See Muscle.

MUSCULAR NERVES. The nerves distributed to the muscles are so named. Winslow calls the 4th pair of nerves—*Nerf musculaire oblique supérieur*.

MUSCULAR SYSTEM. A term given to the aggregate of the muscles of the body.

MUSCULAR VEINS. These bring back the blood, which has been carried to the muscles by the muscular arteries.

MUSCULARIS, Corroborant.

MUSCULI ACCESSORII AD SACROLUMBALEM, see *Sacro-lumbalis*—*m. Papillares, Carneæ columnæ*—*m. Pectinati, Pectinatiæ* muscles.

MUSCULO-CUTANEOUS, *Musculo-cutaneus*, from *musculus*, 'a muscle,' and *cutis*, 'skin.' That which appertains to muscles and skin.

MUSCULO-CUTANEOUS NERVE. This name is specially given to two nerves;—the *one*, the *External cutaneous nerve*, furnished by the brachial plexus (see *Cutaneous*—) the *other*, given off from the popliteus externus, (F.) *Nerf Sciatique, Poplitæ externe*;—*Prétiño digital*, (Ch.) It descends on the anterior and outer part of the leg,—at first, hid among the muscles; becomes superficial about the middle of the leg; and divides into two branches, which pass superficially on the back of the foot.

MUSCULO-RACHIDÆUS. Belonging or relating to muscles and to the spine. A name given to branches, furnished behind by the intercostal, lumbar, and sacral arteries; and which are distributed to the spine and to the muscles of the neighbourhood.

MUSCULOSA EXPANSIO, *Platysma myoides*.

MUSCULO-SPINAL NERVE, *Radial nerve*.

MUSCULOSUS, *Muscular*.

MUSCULUS ACCLIVIS, *Obliquus internus abdominis*—*m. Auxiliarius, Pyramidalis abdominis*—*m. Constrictorius, Sphincter*—*m. Cutaneus, Platysma myoides*—*m. Eustachii, Laxator tympani*—*m. Fallopii, Pyramidalis abdominis*—*m. Femoris membranosus, Fascia lata*—*m. Patientiæ, Levator scapulæ*—*m. Penicillatus, Levator labii inferioris*—*m. Pyxoides terrestris, Lichen pyxidatus*—*m. Scandularius, Parathenar*—*m. Subcutaneus, Platysma myoides*—*m. Succenturiatus, Pyramidalis abdominis*—*m. Succingens, Diaphragm*—*m. Supercilii, Corrugator supercilii*—*m. Testicondus, Cremaster*—*m. Testis, Cremaster*—*m. Tubæ novæ, Circumflexus*.

MUSCUS ARBOREUS, *Lichen plicatus*—*m. Caninus, Lichen caninus*—*m. Clavatus, Lycopodium*—*m. Corallinus, Corallina Corsicana*—*m. Cranii humani, Lichen saxatilis*—*m. Erectus, Lycopodium selago*—*m. Helminthocortus, Corallina Corsicana*—*m. Islandicus, Lichen islandicus*—*m. Marinus, Corallina Corsicana*—*m. Maritimus, Corallina*—*m. Pulmonarius quercinus, Lichen pulmonarius*—*m. Pyxidatus, Lichen pyxidatus*—*m. Villosus, Peristroma*.

MUSEAU DE TANCHE, *Os uteri*.

MUSEUM ANATOMICUM, *Suppellex anatomica*. An anatomical museum.

MUSHROOM, *Fungus*.

MUSIC, *Musica*, (F.) *Musique*, from *μουσα, musa*, 'a song.' The art of producing harmonious and cadenced sounds: an art, which has, at times, been beneficially used in diseases, particularly on those of the mind; or on which the mind could act in a salutary manner.

MUSICOMANIA, *Musomania*, from *music*, and *mania*. A variety of monomania in which the passion for music is carried to such an extent, as to derange the intellectual faculties.

MUSING, LISTLESS, *Aphelxia otiosa*.

MUSIQUE, *Musica*.

MUSK, *Moschus, Mosch*, (Arab.) (F.) *Musc*.

A peculiar concrete animal substance, of a very diffusible odour, bitter taste, and a deep brown colour: solid, and enclosed in a sac found near the anus of the *Moschus moschiferus* or *Musk Deer*. It is possessed of stimulant and antispasmodic properties. Dose, gr. v. to ʒj in bolus.

MUSK, ARTIFICIAL, *Moschus factitius, Resina Succini*. (*Ol. succini rectific.* 1 part, *acid. nitric.* 4 parts. Digest;—a black matter will be deposited, which must be well washed with water.)

MUSKGRAPE FLOWER, *Bulbus vomitorius*.

MUSKMALLOW, *Hibiscus abelmoschus*.

MUSKSEED, see *Hibiscus abelmoschus*.

MUSKWOOD, *Thymiana*.

MUSOMANIA, *Musomania*.

MUSSEN'DA FRONDO'SA, *Bellula, Belle'son*. A decoction of this plant has been esteemed refrigerant.

MUSSEL, *Mytilus edulis*.

MUSSITATIO, *Mussitation*, from *mussitare*, itself from *mussare*, 'to murmur.' A condition, in which the tongue and lips move, as in the act of speaking, but without sounds being produced. This sort of murmuring is an unfavourable sign in disease, as indicating great cerebral debility.

MUSTA'CEUM: from *Mustacea*, a kind of laurus used in making it. A kind of wedding-cake used by the ancients, which consisted of meal, aniseed, cummin, and several other aromatics; its object—it has been conceived—being to prevent or remove the indigestion occasioned by too great indulgence at the marriage feast.

MUSTACHE, *Mystax*.

MUSTARD, BLACK, *Sinapis*—*m. Clammy, Polanisia graveolens*—*m. Essence of, Whitehead's*, see *Sinapis*—*m. False, Polanisia graveolens*—*m. Hedge, Erysimum*—*m. Mithridate, Thlaspi campestre*—*m. Stinking hedge, Alliaria*—*m. Treacle, Thlaspi arvense*—*m. White, Sinapis alba*—*m. Wild, Sinapis arvensis*.

MUSTELANEUS, *Galeancon*.

MUSTUM, *Wort*.

MUTACIS'MUS, *Mutacism*, from *μτακισω*, "I use the letter *m* too frequently." A vicious pronunciation; consisting, according to Sauvages, in the frequent repetition of the letters *v*, *p*, and *m*, which are substituted for others.

MUTEO'SIS. Under this name is comprehended every phenomenon of expression, voluntary and involuntary, which impresses the sight or touch.

MUTILA'TION, *Mutilatio, Maiming*, from *mutilus*, 'broken.' The removal or privation of

a limb, or of some other external part of the body. In all countries, this crime has been punished with severity.

MUTINUS, Penis.

MUTISME, Mutitas.

MUTITAS, *mutus*, 'dumb.' *Obtumescentia*, *Alalia*, *Anaŭdia*, *Dumbness*, *Speechlessness*, (F.) *Mutisme*, *Mutité*. Impossibility of articulating sounds; although they can be elicited. Dumbness is often congenital, and united with deafness, of which it is an effect. In some cases it is accidental.

MUTITAS SURDORUM, *Aphonia Surdorum*, *Surdumutitas*, *Deaf-dumbness*. Speechlessness from deafness; congenital, or produced during infancy. The subjects of this affection are called *deaf-dumb*, (F.) *Sourds-muets*.

MUTITE, Mutitas.

MUTO, Penis.

MUTIONIATUS, Membrosus.

MUTTERKORN, Ergot.

MYACANTHA, Ruscus.

MYASTHENIA, from *μῦς*, 'a muscle,' and *ασθενεια*, 'debility.' Muscular debility.

MYCE, Occlusion.

MYCES, Fungus.

MYCHMUS, Suspirium.

MYCHTHISMUS, Moaning, Suspirium.

MYCODERMA, see *Porrigio favosa*—m. *Cerevisia*, *Torula cerevisia*.

MYCODES, Fungoid.

MYCORTHOPNŒA; from *μῦκος*, 'mucus,' and *ορθορνοια*, 'difficulty of breathing except when in the erect attitude.' Orthopnœa from excessive secretion of mucus in the air-passages—*Orthopnœa pituitosa*.

MYCOSIS, Fungus.

MYCTERES, *Μῦξαι*, Nares.

MYCTEROPHONIA, Rhinophonia.

MYCTEROXEROTES; from *μυκτηρες*, 'the nares,' and *ξηροτης*, 'dryness.' *Narium siccatas*. Dryness of the interior of the nose.

MYCUS, Mucus.

MYDE'SIS, from *μυδω*, 'I abound with moisture.' In its most general sense, it means *corruption*. By some, it is used for a mucous discharge from inflamed eyelids.

MYDON, *μυδων*. Same etymon. Fungous or putrid flesh in certain fistulous ulcers.—*Pollux*. Also, flesh putrid from mouldiness.

MYDRIASIS. Same etymon. *Platyco'ria*, *Platyco'riasis*, *Amydriasis*. A name given by several writers to morbid dilatation of the pupil; and, by others, to weakness of sight, produced by hydrophthalmia.

MYELALGIA; from *μυελος*, 'the spinal marrow,' and *αλγος*, 'pain.' Pain in the spinal marrow.

MYELAPOPLEXIA, Apoplexia myelitica.

MYELATELIA; from *μυελος*, 'the spinal marrow,' and *απειτια*, 'want of end or finish.' Incompleteness of the spinal marrow.

MYELATROPHIA, *Tabes dorsalis*.

MYELITE, Myelitis.

MYELITIS, *M. parenchymatosa*, *M. spinalis*, *Inflammatio medullæ spinalis*, *Spinitis*, *Spinodorsitis*, *Notomyelitis*, *Rachiomylitis*, *Rachialgitis*, (of some,) (F.) *Myélite*, *Inflammation de la moëlle épinière ou rachidienne*, from *μυελος*, 'the marrow,' and *itis*, denoting inflammation. Inflammation of the spinal marrow or its membranes;—indicated by deep-seated burning pain in the spine, with

various nervous and vascular irregularities of function. It is not common. Dr. Mars Hall proposes to call the inflammation of membranes of the brain *Meningitis*; that of substance of the brain *Myelitis*.

MYELITIS SPINALIS, Myelitis—m. Exsudat. *Hydrorachis*—m. *Parenchymatosa*, Myelitis MYELOCHYSIS, *Hydrorachis*.

MYELOANGLITIS, *Cholera* (sporadic) MYELOMA, see *Encephaloid*.

MYELOMALACIA, *Mollities medullæ spinalis*.

MYELOMYCES, see *Encephaloid*.

MYELOPHTHISIS, *Tabes dorsalis*—*Sicca*, *Tabes mesenterica*.

MYELOPHYMATA, *Tubercula medullæ spinalis*, from *μυελος*, 'marrow,' and *φυμα*, 'tubercle.' Tubercles of the spinal marrow

MYELORRHAGIA, *Apoplexia myelitica* MYELOSPONGUS, see *Encephaloid*.

MYELUS, Marrow, *Medulla spinalis*—*Diauchenius*, *Medulla spinalis*—m. *Dorsit Medulla spinalis*—m. *Notiæus*, *Medulla spinalis*—m. *Psoides*, *Medulla spinalis*.

MYENERGIA, from *μῦς*, 'a muscle,' and *εργον*, 'work.' Muscular strength.

MYGMUS, Suspirium.

MYOCEPHALUM, *Staphyloma*.

MYIODEOPSIA, *Metamorphopsia*.

MYITIS, *Myositis*, *Rheumatism*, acute.

MYLACRI, Molar teeth.

MYLACRIS, Patella.

MYLE, Patella, Mole.

MYLICUS, Molar.

MYLODI, Molar teeth.

MYLODONTES, Molar teeth.

MYLO-GLOSSUS, from *μυλη*, 'the jaw and γλωσσα', 'the tongue.' Winslow has given this name to muscular fibres, which pass from the posterior part of the myloid line of the lower jaw, and from the sides of the base of the tongue to the parietes of the pharynx. The fibres belong to the constrictor superior pharyngis.

MYLO-HYOID LINE, see *Mylo-hyoideus* MYLO-HYOID FURROW OR GROOVE. A furrow which passes from the superior orifice of the inferior dental canal of the lower jaw the same direction as the canal, and lodges the *mylo-hyoid nerve*, a branch of the inferior dental.

MYLO-HYOID NERVE, see *Mylo-hyoid furrow*

MYLO-HYOIDEUS, from *μυλη*, 'the jaw' and *υοιδης*, 'the os hyoides.' *Myloides*, (F) *Mylo-hyoïdien*. The *Mylo-pharyngeus* of Magni and Santorini. This muscle is situated the upper and anterior part of the neck, behind the lower jaw. It is broad, flat, and has the form of a truncated triangle. It arises from the *internal oblique*, *internal maxillary* or *mylohyoid line* of the lower jaw bone, and is inserted at the fore part of the body of the os hyoides. Its innermost fibres unite with those of the opposite side to form a raphe at the median line. The mylo-hyoideus raises the os hyoides and carries it forward, or it depresses the lower jaw.

MYLO-PHARYNGEUS, Constrictor pharyngis, *Mylo-hyoideus*.

MYLUODES, *Mylo-hyoideus*.

MYOCARDITIS, *Carditis*.

MYOCEPHALITIS, *Myelitis cephalica*, from *μῦς*, 'a muscle,' *κεφαλη*, 'head,' and *itis*, d

noting inflammation. Inflammation of the muscles of the head.

MYOCEPHALON, Staphyloma.

MYOCÆLIAL'GIA, from *μῦς*, 'muscle,' *κοιλία*, 'abdomen,' and *ἀλγῶ*, 'I suffer.' Pain in the muscles of the abdomen.

MYOCÆL'ITIS, *Myocælii'tis*, *Inflammatio musculorum abdominalium*, from *μῦς*, 'muscle,' *κοιλία*, 'lower belly,' and *itis*, denoting inflammation. Inflammation of the muscles of the abdomen.

MYODEOP'SIA, Metamorphopsia.

MYO'DES, from *μῦς*, 'a muscle,' and *εἶδος*, 'resemblance.' Like unto muscle. Muscular.

MYODESOPSIA, Metamorphopsia.

MYODYNAMIA, *Vis muscula'ris*; from *μῦς*, 'a muscle,' and *δυναμῖς*, 'power.' The force or power of a muscle.

MYODYNAMICS, see Muscular contraction.

MYODYNAMIOMETER, Dynamometer.

MYODYNAMOMETER, Dynamometer.

MYODYN'IA, from *μῦς*, 'muscle,' and *ὀδύνη*, 'pain.' Pain in the muscles,—rheumatismal or other. Rheumatism.

MYODYNIA INFLAMMATORIA, Myositis.

MYOGRAPHY, *Myogra'phia*, from *μῦς*, 'muscle,' and *γράφειν*, 'to describe.' An anatomical description of the muscles.

MYOLEM'MA, *Myole'ma*, from *μῦς*, 'a muscle,' and *λεμμά*, 'a coat.' The membranous tube of each muscular fibre. It has also the same signification as *Sarcolemma*.

MYOLINE, from *μῦς*, 'a muscle.' A name given by Mr. Erasmus Wilson to a transparent substance that fills the cells, which, he conceives, by their juxtaposition form the ultimate muscular fibril.

MYOLOG'Y, *Myolog'ia*, *Sarcolog'ia*, *Myosiolog'ia*; from *μῦς*, 'a muscle,' and *λόγος*, 'a discourse.' That part of anatomy which treats of the muscles.

MYON, Muscle.

MYONARCO'SIS, from *μῦς*, 'a muscle,' and *μαρξή*, 'stupor.' Numbness of the muscles.

MYONITIS, Myositis.

MYON'OSUS, *Myonu'sos*, *Myopathi'a*, from *μῦς*, 'a muscle,' and *νόσος*, 'disease.' A disease of the muscles.

MYOPALMUS, *Subsultus tendinum*.

MYOPATHIA, Myonosus.

MYOPHON'IA, from *μῦς*, 'a muscle,' and *φωνή*, 'voice.' The sound of muscular contraction,—as that of the ventricles of the heart, during the systole of that organ.

MYOPIA, *Myopi'asis*, *Lusciō'sitas*, *Myo'sis*, *Parop'sis propin'qua*, *Amblyo'pia dissito'rum*, *Dypo'pia dissito'rum*, *Dyspho'tia*, *Visus juvenum*, from *μῦς*, 'I close,' or from *μῦς*, 'a mouse,' and *ὤψ*, 'the eye;' *Near-sightedness*, *Mouse-sight*, *Furblindness*, (F.) *Vus courte*. Persons who can only see objects very near. The defect is owing to the too great convexity of the eye, or too great density of the humerus, and is palliated by wearing concave glasses.

MYOPODIORTHO'TICON, from *μῦς*, 'one that is short-sighted,' and *διορθωτικόν*, 'having power to correct.' An apparatus for the cure of short-sightedness.—A. A. Berthold.

MYOPS, *μῦς*, *Lusciō'sus*, *Myo'pus*. Same etymon. One affected with myopia or short-sightedness.

MYORRHEX'IS, from *μῦς*, 'a muscle,' and *ρῆξις*, 'rupture.' Rupture of a muscle.

MYO'SIS, from *μῦς*, 'I close.' *Phthi'sis pupilla'ris*. Permanent contraction of the pupil. It is usually caused by iritis, and is extremely difficult to cure. When it exists to such an extent as to obliterate the pupil, it is called Synizesis. Also, Myopia.

MYOSIT'IS, Myositis.

MYOSIT'IS, *Myi'tis*, *Mysi'tis*, *Myoni'tis*, *Sarci'tis*, *Rheumatis'mus phlegmono'des*, *Myodyn'ia inflammato'ria*, *Phlegma'sia myo'ica*, *Inflammatio seu Phleg'monē Musculo'rum*, (F.) *Myosite*, *Inflammation des muscles*, from *μῦς*, 'a muscle.' A name proposed by Sagar for inflammation of the muscles. Also, Rheumatism.

MYOSOTIS, Hieracium pilosella, Rheumatism, Rheumatism, acute.

MYOSPASMUS, Cramp.

MYOTIL'ITY, *Myotil'itas*, from *μῦς*, 'a muscle.' Muscular contractility.—Chaussier.

MYOT'OMY, *Myotom'ia*, from *μῦς*, 'a muscle,' and *τέμνειν*, 'to cut.' The part of practical anatomy which treats of the dissection of the muscles. Also, the surgical operation of the division of muscles to remove deformity.

MYOTYRBE, Chorea.

MYRAC'OPUM, from *μυρον*, 'an ointment,' and *κοπος*, 'fatigue.' An ointment used by the ancients in cases of fatigue.

MYREPSUS, Unguentarius.

MYR'AGRAMME, from *μυρία*, '10,000,' and *γραμμά*, 'gramme.' A weight equal to 10,000 grammes, or to 26 pounds, 9 ounces, and 6 drachms Troy.

MYRIAMÈTRE. A measure of 10,000 metres; equal to 16 miles, 1 furlong, 156 yards, and 14 inches.

MYRICA ASPLENIFOLIA, *Comptonia asplenifolia*—m. Cerifera, see *Cera flava et alba*, and Wax, myrtle.

MYR'ICA GALÈ, *Myrtus Braban'tica*, *M. Anglica*, *Myrtifolia Belgica*, *Galè*, *Gagel*, *Rhus sylvest'ris*, *A'aron*, *Dlaag'nus*, *E. Cordo*, *Chamalaag'nus*, *Dodona'a*, *Dutch myrtle*, *Sweet gale*, *Sweet willow*, *Candleberry myrtle*, (F.) *Piment Royal*, *Thè de Simon Pauli*, *Gale odorant*. Family, Amentaceæ. Sex. Syst. Diccia Tetrandria. The leaves, flowers, and seeds have a strong, fragrant smell, and a bitter taste. They are used for destroying moths and cutaneous insects, and the infusion is given internally as a stomachic and vermifuge.

MYRINGA, see Tympanum.

MYRINX, see Tympanum.

MYRIS, *Myrothe'cè*, *Narthe'cia*, *Narthe'cium*, *Narthez*, from *μυρον*, 'a perfumed oil or ointment.' A perfumed oil or ointment box or jar.

MYRISTICA, see M. moschata.

MYRISTICA MOSCHA'TA, *M. aromati'ca*, *Comacon*. Nat. Ord. Myristicæ. The tree which produces the nutmeg and mace. (F.) *Muscadier*. The *Nutmeg*, *Myristica* (Ph. U. S.) *Myristica nucleus*, *Myristica moschata nucleus*, *Nux moschata seu unguenta'ria*, *Nucista*, *Nux myristica*, *Chrysohal'anus Gale'ni*, *Unguenta'ria*, *As'sala*, *Nux aromati'ca*, (F.) *Muscade*, is the seed or kernel. It has a fragrant, aromatic odour; an agreeable pungent taste, and is much used for culinary purposes. Alcohol extracts its active matter. It has the properties of aromatics in general; being stimulant and stomachic. The oil—*Oleum myristica*—possesses

the virtues of the nutmeg. Dose of the nutmeg, gr. v. to ℥j;—of the oil gr. iij to gr. vj.

Mace, Macis, Maces, Flores macis seu ma'cidios, (F.) Fleurs de muscade, is the involucre of the fruit; it is membranous, with the odour and taste of the nutmeg, and is possessed of similar qualities. The *Oleum macis* is a fragrant, sebaceous substance, expressed in the East Indies. It is only used externally.

MYRISTICÆ NUCLEUS, see *Myristica moschata*.

MYRMECIA, Formica.

MYRMECIASIS, Convulsio cerealis, Formication.

MYRMECIASMUS, Convulsio cerealis, Formication.

MYRMECISMUS, Convulsio cerealis, Formication.

MYRMECIZON, Formicant.

MYRMECOSIS, Convulsio cerealis, Formication.

MYRMEC, Formica.

MYROBALANUS, from *μυρον*, 'an ointment,' and *βλαστός*, 'a nut,' so called, because formerly used in ointments; *Angeloc'acos, Myro'balan, Glans unguenta'ria, Palma unguentario'rum*. A dried Indian fruit, of the pluri kind, of different species of *Ternand'lia*. Of this there are several varieties—the *M. Bellir'ica* or *Belliric myrobalan, Bellegu, Bellerigi, Belnileg*:—the *M. chebul'a* or *Chebule myrob'alana*; the *M. cit'rina* or *Yellow myrobalan, Ara'ra*; the *M. Emblica* or *embl'ic myrobalan*, and the *M. Ind'ica, As'uar, Indian, or Black myrobalan*. All the myrobalans have an unpleasant, bitterish, very austere taste; and strike an inky blackness with a solution of steel. They are said to possess laxative as well as astringent properties.

MYRON, Myrum, Unguentum.

MYROPISSOCE'RON. A topical application in alopecia, referred to by Galen; from *μυρον*, 'ointment,' *πίσσα*, 'pitch,' and *κηρός*, 'wax.'

MYROPEUS, Unguentarius.

MYROPOLES, Apothecary, Unguentarius.

MYROSPERMUM PERUIFERUM, see *Myroxylon Peruiferum*.

MYROXYLON, see *M. Peruiferum*.

MYROX'YLON PERUIFERUM, from *μυρον*, 'an ointment,' and *ξύλον*, 'wood,' *Caburei'ba. Nat. Ord. Leguminosæ*. The tree which affords the *Peruvian balsam, Balsamum Peruvia'num, Putzochill, Myrox'yli Peruiferi balsamum, Myrox'ylon* (Ph. U. S.), *Balsamum Perua'num, Cabureiciba, Indian, Mexican, or American balsam, (F.) Baume de Pérou*. This balsam consists of benzoic acid, resin, and essential oil. Its odour is fragrant and aromatic; taste hot and bitter: it is soluble in alcohol, and miscible in water by the aid of mucilage. It is stimulant and tonic, and considered to be expectorant: as such, it has been employed in paralysis, chronic asthma, chronic bronchitis and rheumatism, gleet, leucorrhœa, &c., and externally, for cleansing and stimulating foul indolent ulcers. Dose grt. v. to grt. xxx.

White Balsam of Peru, Natural balsam, Balsamum album, Styrax alba, Balsamel'a'on, is obtained by incision from *Myrospermum peruif'erum*.

MYROXYLON TOLUIFERUM, *Tolulifera Balsamum*.

MYRRHA, *μυρρα*, Heb. *רד*; *Bola, Staetē*,

Ergas'ma, Myrrh, Calo'nia, Smyrna, Myrrubra, (F.) Myrrhe. The exudation of an unknown plant of Abyssinia or Arabia. Fel said to be the *Balsamaden'dron myrrha*. T gum-resin has a fragrant, peculiar odour; a bitter aromatic taste. It is in reddish-yellow light, brittle, irregular tears; partially soluble in distilled water when aided by friction. G. 1.360. It is stimulant; and has been used in cachectic affections, humoral asthma, chronic bronchitis, &c. Dose, gr. x. to ℥j.

MYRRHA IMPERFECTA, *Bdellium*.

MYRRHINE, *Myrtus*.

MYRRHIS ANNUA, *Athamanta Creten*—m. *Odorata, Chærophyllo odoratum*.

MYRSINE, *Myrtus*.

MYRSINEL'Æ'ON, from *μυρσινη*, 'the myrtle,' and *ελαιον*, 'oil.' Oil of myrtle,—*Dioscorides*.

MYRSINI'TES, *μυρσιντης*. Wine in which branches of myrtle have been macerated.

MYRTACANTHA, *Ruscus*.

MYRTE COMMUN, *Myrtus*.

MYRTID'ANON, *μυρτιδανον*. An excrescence, growing on the trunk of the myrtle and used as an astringent. Also, a wine *Vinum Myrtid'anum*—made from wild myrtle berries.

MYRTIFOLIA BELGICA, *Myrica gale*.

MYRTIFORM, *Myrtiform'is, Myrtoid* from *myrtus*, 'a myrtle,' and *forma*, 'shape.' Having the shape of a leaf of myrtle. A name given to a muscle (depressor alæ nasi), to a fossa incisiva; and to certain caruncles, &c.

MYRTIFORMIS, *Compressor naris, Depressor alæ nasi*.

MYRTI'TES. A name given to a medicine prepared with honey and myrtle berries.

MYRTLE, *Myrtus*—m. Berry, *Vaccinium myrtillus*—m. *Candleberry, Myrica gale*—Dutch, *Myrica gale*—m. *Wild, Ruscus*.

MYRTOCHEILIDES, *Nymphæa*.

MYRTOCHILA, *Nymphæa*.

MYRTODES, *Myrtiform*.

MYRTON, *Clitoris*.

MYRTUS, *Myrtus commun'is, M. commun' Ital'ica, Myrsinē, Myrrhinē, The Myrtle, (F) Myrte Commun*. The berries of this plant have been recommended in alvine and uterine fluxes and other disorders of relaxation and debility. They are moderately astringent and somewhat aromatic.

MYRTUS ANGLICA, *Myrica gale*—m. *Brabatica, Myrica gale*.

MYRTUS CARYOPHYLLA'TA, *Cassia caryophylla'ta, Canel'la caryophyllata, (F.) Capelle, Canelle giroflée*. The tree which affords the *Clove bark; Cortex caryophyllatus*. This bark is a warm aromatic; resembling clove with admixture of cinnamon. It may be used with the same views as cloves or cinnamon.

MYRTUS PIMEN'TA. The tree which bears the *Jamaica pepper, Pimen'ta baccæ, Pimen berries, Pimento, Piper caryophyllatum, Coculi Indi aromat'ici, Piper chia'pæ, Amo'mi pimenta, Fructus pimenti, Carive, Caryophyllus America'nus, Piper odoratum Jamaiceni' Allspice, Piper Jamaiceni'sē, Piper tabascu (F.) Poivre de Jamaïque, Toute épice, Assou rou*. The unripe berries—*Pimenta* (Ph. U. S.)—have an aromatic odour; resembling a mixture of cinnamon, nutmeg, and cloves; taste is pungent, but mixed, like the odour

Like other peppers, this is stimulant and carminative. The oil—*O'leum Pimentæ*—possesses the virtues of the berries. The powdered fruit has been called *Quatre épices* or *Four spices*. Dose, gr. v. to ℥ij.

MYRUM, *Myron*, μύρον. A perfumed oil or ointment. A liquid perfume. The spontaneously exuding juice of many plants, especially of that from which myrrh is obtained,

MYS, Muscle.

MYSIOLOGIA, Myology.

MYSITIS, Myositis.

MYSTAX, *Mastax*. The hair growing on each side of the upper lip in men. The *moustache* or *moustachio*, (F.) *Moustache*. Also, the upper lip.

MYSTERION, μυστήριον, 'a mystery.' An arcanum, nostrum, or secret preparation in general. Also, an antidote referred to by Galen and others.

MYSTRON, μυστρον. A Greek measure, which held about three drachms.

MYTILUS EDULIS. The common mussel, (F.) *Moule*. A bivalve, the flesh of which,

when at all in a state of decomposition, is highly poisonous. When fresh, it is an agreeable, but not very digestible article of diet.

MYURUS, *Meiuros*. A pulse is so called when it sinks progressively and becomes smaller and smaller like a rat's tail; from μύς, 'rat,' and ουρζ, 'tail.' *Pulsus myurus reciprocus*, a pulse, which, after having become gradually weaker, resumes, by degrees, its former character.

MYXA, Mucus, Sebestina.

MYXÆ, Mycteres.

MYXEOSIS, Gonorrhœa impura.

MYXODES, Muciform.

MYXORRHOOS, μύκρορροος, from μύξα, 'mucus,' and ρεω, 'I flow.' One who is subject to mucous discharge. Applied to an infant, that discharges a considerable quantity of mucus and saliva.

MYXOSARCOMA, from μύξα, 'mucus,' and σαρκῆς, 'flesh.' A tumour which is *mucocarcinomatous*; partly mucous and partly fleshy.

MYXOTER, Nasus.

MYZESIS, Sucking.

N.

N. This letter, in prescriptions, is an abridgment of *Numero*, 'by number.'

NABOT, Saccharum candidum.

NABOTHI GLANDULÆ, *Ovula seu Ova Nabothi seu Nabothid'na, Ovarium Nabothi, Folliculi rotundi et oblongi, Vesiculæ seu Bullæ rotundæ cervicis uteri, Vesiculæ seminales mulierum, Corpora globosa, Corpuscula globosa, Glandulæ seu Hydatides cervicis uteri*. Small, mucous crypts or follicles situate in the interstices of the duplicatures of the lining membrane of the cervix uteri. Naboth, from noticing them in a morbid condition, mistook them for ova; and hence they received the name *Ovula Nabothi*.

NACRA, *Nakra, Nasa*. A kind of influenza common in the East Indies.

NACRÆ, Margaritaceus.

NÆVI, see *Nævus*.

NÆVUS, *Nævus maternus, N. Sigillum, Nota maternæ, Nevus*—Plural *Nævi, Maculæ maternæ, M. Maternæ seu matricolæ, Nota infansum, Lupus varicosus, Stigmata, Metrolides, Congenitæ nota, Mother's Marks, Fancy marks, Mother's spots, (F.) Envie, Tache de Naissance*. Spots of various kinds on the skin of children when born, which have been attributed to the influence of the maternal imagination on the fœtus in utero. They are of various appearances, some much better supplied with blood than others. Some are merely superficial or stain-like spots. Others are prominent; and often have long, irregular hairs growing from them. These have usually been called *Moles, Spili, Spiloma, Epichro'es spili*, &c.

When *nævi* are superficial, without any disposition to enlarge or spread, they need not be meddled with; but all those that partake of the character of aneurism by anastomosis had better be removed by the knife, where practicable.

NÆVUS SIGILLUM, *Nævus*.

NAFDA, Naphtha.

NAIL, Sax. *næxl*, (G.) *Nagel, Unguis, Onyx*, (F.) *Ongle*. A whitish transparent substance, similar to horn, which covers the dorsal extremity of the fingers. Three portions are distinguished in it; the *extremity*, which is free, at the end of the finger;—the *body* or middle portion adherent by its inner surface; and the *root, Radix seu Matrix unguis, Intimum unguis*. The last presents two distinct parts; the one, terminated by a thin, serrated edge, is buried in a duplicature of the skin; the other, called *lunula seu Semilunula seu Sel'nè seu Exortus seu Anat'olè seu Albe'do un'guium*, is whitish and of a semilunar shape, and is situate above the part where the epidermis terminates. The nails are composed of a horny tissue, of the same nature as that which forms the hoofs, horns, and scales of different animals. When the nail has been torn off, the papillæ of the skin become covered by a soft, whitish lamina, whose consistence gradually augments. New laminae are then formed underneath, and give the nail the thickness it ought to possess. The corneous substance, being thus constantly produced at the extremity of each of these laminae, the whole of the nail is pushed forwards, and it would grow indefinitely, were it not cut or worn by friction.

The nails protect and support the extremities of the fingers against the impression of hard bodies. They are, also, useful in laying hold of small bodies; and dividing those that have but little consistence.

NAIN, *Nanus*.

NAKRA, *Nacra*.

NANOCEPHALUS, from *nanos*, 'a dwarf,' and *κεφαλή*, 'head.' A monstrous state in which the whole head or certain of its parts are too small, whilst the trunk and extremities are normal.

NANOCORMUS, from *nanos*, 'a dwarf,' and

κρομμυς, 'a trunk.' A monstrous condition in which the trunk is too small, whilst the head possesses its normal size.

NANOMELUS, from *νανος*, 'a dwarf,' and *μελος*, 'a limb.' A monstrous condition in which some part of an extremity is too small, and the whole limb too short.

NANOSOMUS, from *νανος*, 'a dwarf,' and *σωμα*, 'body.' *Dwarfishness*. A state in which the entire body with all its parts is smaller than common.

NANUS, *Pumilio*, *Pumilo*, *Pusillus*, 'a dwarf,' (*Pumilus*, *Pomilius*, 'dwarfish.')(F.) *Nain*. One, who is much below the usual stature. The term is applicable to all organized beings from man to the vegetable. Trees have their dwarfs, as the human species have theirs. Some curious authenticated instances of human dwarfs are on record. Bebe, the dwarf of Stanislaus, king of Poland, was 33 inches (French) long, and well proportioned. The Polish nobleman, Borwlascki, who was well made, clever, and a good linguist, measured 28 Paris inches. He had a brother, 34 inches high, and a sister 21. A Friesland peasant, at 26 years of age, had attained 29 Amsterdam inches. C. H. Stöberin, of Nürnberg, was under three feet high at 20, yet he was well proportioned and possessed of talents. General Tom Thumb so called, was seen by the Author in 1847. He was said to be 15 years old; measured 28 inches in height, and when weighed at the mint was found to weigh 20 pounds and 2 ounces.

NAPE OF THE NECK, *Nucha*.

NAPELLUS VERUS, *Aconitum napellus*.

NAPHÆ FLORES, see *Citrus aurantium*.

NAPHTHA, *Acetone*.

NAPHTHA, *Nafda*, *Napta*, *Naptaivus*, *Oleum petrae album*; from a Chaldaic and Syriac word signifying *bitumen*. A bituminous substance, found in Persia, Calabria, Sicily, &c. It is liquid, limpid, of a yellowish white colour, a smell slightly resembling that of oil of turpentine, and lighter than water. It resembles petroleum in its properties, and has been chiefly used as an external application; although, occasionally, as an anthelmintic, and in inhalation in phthisis pulmonalis.

NAPHTHA VITRIOLI, *Æther sulphuricus*—n. *Vitrioli camphorata*, *Tinctura ætherea camphorata*—n. *Vitrioli martialis*, *Tinctura seu Alcohol sulphurico-ætherei ferri*—n. *Wood, Acetone*.

NAPHTHALINE, *Naphthali'na*, *Naphthalin*. When coal-tar is subjected to distillation, naphthaline passes over after coal naphtha. It is a white, shining, concrete, crystalline substance, fusible at 176° and boiling at 423°. It is soluble in alcohol, ether, naphtha and the oils, but insoluble in water. It has been used as an exciting expectorant, in the dose of 8 to 30 grains, in emulsion or syrup, and repeated. It has also been used as an anthelmintic; and, when made into an ointment, in psoriasis, *lepra vulgaris*, &c.

NAPIFORM, *Bunioid*.

NAPIUM, *Lapsana*, *Sinapis*.

NAPLES, (CLIMATE OF.) The climate of Naples in its general characters resembles that of Nice, but it is more changeable: the sirocco too, which is little known in Nice, is severely felt at Naples. It is not a good residence for the phthisical invalid: Sir James

Clark, indeed, considers it altogether un-able.

NAPLES, MINERAL WATERS OF. In the Q. terr. Santa Lucia, near the coast, is a cold spring rich in sulphuretted hydrogen and carbonic acid. It is much used as an aperient tonic, and in taneous affections.

NAPLES WATER, FACTITIOUS, (F.) *Ear Naples*, *Aqua Neapolitana*, *Aqua acidulata hydro-sulphurettata*. (*Acidulous water*, containing times its bulk of carbonic acid, ʒxv, and ʒ hydrosulphuretted water, ʒix; carbonate of s. gr. viij; carbonate of magnesia, gr. x. M. Ph.

NAPTA, *Nanus*, *Nata*.

NAPTALIUS, *Nanus*.

NAPUS, *Sinapis*—n. *Leucosinapis*, *Sin alba*—n. *Sylvestris*, *Brassica napus*.

NAPY, *Sinapis*.

NARCAPHTE, *Thymiana*.

NARCAPHTHON, *Nascaphthon*. The bark of an aromatic tree formerly brought from India. By some, supposed to be that of the tree which affords the olibanum. It was used in mitigation, in diseases of the lungs.

NARCE, *Narcosis*.

NARCEMA, *Narcosis*.

NARCESIS, *Narcosis*.

NARCISSÉ FAUX, *Narcissus pseudo-narcissus*—n. *des Prés*, *Narcissus pseudo-narcissus*—n. *Sauvage*, *Narcissus pseudo-narcissus*.

NARCIS'SUS PSEUDO-NARCIS'SUS, *Daffodil*, (F.) *Narcisse sauvage*, *Narcisse prés*, *Faux narcisse*. The root is emetic cathartic, in the dose of ʒij. The flowers antispasmodic. Dose, 24 grains.

NARCODES, *Narcotized*.

NARCOSIS, *Narcotism*, *Narcé*, *Narcé*, *Narcéma*, *Narcé'sis*, from *ναρκω*, 'I benum.' *Torpédo*, *Torpor*, *Stupor*, *Stupefactio*. Aggregate effects produced by narcotic substances. At times, narcotism is confined to a state of more or less profound stupor; and constitutes, in certain cases, a useful remedial condition; at others, it is a true poisoning, characterized by vertigo, nausea, a state of intoxication or apoplexy, constant delirium, convulsive motions, &c. Emetics in strong doses, and much diluted with water; purgatives and glysters are the first means to be used in this condition. The stupor may afterwards be combated by the use of exciting and stimulant drinks.

NARCOSIS FOLLICULORUM. A state of the scalp, which Mr. Erasmus Wilson conceives to be dependent upon torpid action of the hair follicles, and on which the scalp and hair are covered with a yellowish, dirty-looking powder, composed of an admixture of granular particles and furfuraceous scales.

NARCOSPASMUS, from *ναρη*, 'stupor' and *σπασμος*, 'spasm.' *Stupor combined with spasm*.

NARCOTIA, *Narcotine*.

NARCOTIC POISON, see *Poison*.

NARCOTICO-ACRID, see *Poison*.

NARCOTICS, *Narcotica*, *Carotica*, *Obefacientia*, *Stupefacientia*, *Cerebro-spina* (F.) *Stupefactifs*, *Stupéfiants*. Same etym. Substances, which have the property of stupefying;—as opium, stramonium, hyoscyain, belladonna, &c. They are used in medicine as soothing agents; exerting their particular influence on the brain. In small doses, as a

neral principle, narcotics stimulate; in large, they act as sedatives. The following is a list of the chief narcotics:—Aconitum; Ætherea, Belladonna, Camphora, Cannabis, Conium, Digitalis, Humulus, Hyoseyamus, Lactucarium, Opium and Morphia, Stramonii Folia, Stramonii Semina, Mental Narcotics, (Appropriate Music, Monotonous Sounds, or any succession of monotonous impressions.)

NARCOTINE, *Narcoti'na*, *Narcoti'ca*, *Narcotin*, *Opid'num*; same etymon; (F.) *Sel de Dérosne*, *Opiane*, *Sel d'opium*, *Principe cristallizable de Dérosne*. A solid, white, inodorous, and insipid substance; by some considered to be alkaloid, by others neuter; crystallizable in straight prisms with a rhomboidal base; fusible like the fats; soluble in boiling alcohol and ether, and scarcely soluble in water. Narcotine produces all the unpleasant effects of opium; but, at the same time, throws the animal into a state of stupor. It is not used in medicine, on account of these objections. The salts, which are very bitter, have been used successfully in India for the cure of intermittents.

NARCOTISM, Narcosis.

NARCOTIZED, *Torpidus*, *Narco'des*. Affected with stupor, as from the use of a narcotic.

NARD, CELTIC, Valeriana Celtica—n. Indica, Nardus Indica—n. *Indien*, Nardus Indica—n. *Indique*, Nardus Indica—n. *Petit*, Aralia nudicaulis—n. *Savvage*, Asarum.

NARDUM GALLICUM, Valeriana Celtica.

NARDUS AMERICANUS, Aralia nudicaulis—n. Celtica, Valeriana Celtica—n. Montana, Asarum.

NARDUS INDICA, *Spica nardi*, *Spica Indica*, *Andropogon nardus*, *Indian nard*, *Spikenard*. The root of this plant is one of the ingredients in the mithridate and theriaca. It is moderately warm and pungent, and has a flavour by no means disagreeable. It is used by the Orientals as a spice:—(F.) *Nard Indien*, *N. Indique*. An ointment was formerly used, called *Unguentum nardi'num*. It was prepared of *Nard*, *Malabathrum leaves*, *Oil of worms*, *Costus*, *Amomum*, *Myrrh*, &c., and was used as a detergent.

NARDUS RUSTICA, Asarum.

NARES, *Rhines*, *Cavitas Na'rium*, *Cavum* seu *Ca'va* seu *Caver'na narium*, *Nasus inter'nus*, *Mycte'res*, *Na'rium ad'itus*, *Ochete'ra mata*. *The nostrils*, (F.) *Narines*. Two elliptical apertures, situate beneath the nose, and separated from each other by the cartilaginous septum nasi. These apertures are continually open, and give passage to the air we breathe; and to the mucous fluids secreted in the nasal fossæ.

NARES INTERNE, Nasal fossæ.

NARES POSTERIOR, *Nares postre'mæ*, *Extre'mæ nares*, *Os'tia postero'ra* seu *Cho'na na'rium*, *Na'rium Ex'itus*, (F.) *Arrières narines*, *Ouvertures postérieures des fosses nasales*, are the posterior apertures of the nasal cavities, which establish a communication between those cavities and the pharynx. They are bounded, *above*, by the body of the sphenoid bone; *below*, by the palate bone, and the base of the velum pendulum; and, on the *outside*, by the internal ala of the pterygoid process. They are separated from each other by a septum, of which the vomer is the bony part.

NARIFUSORIA, from *nares*, 'the nostrils,'

and *fundore*, *fusum*, 'to pour.' Medicines dropt into the nostrils.

NARIVES, Nares.

NARIUM ADITUS, Nares—n. Siccitas, Mycteroxerotes.

NARTHECIA, Formulary, Myris.

NARTHECIUM, Formulary, Myris.

NARTHEX, Formulary, Myris, Splint—n. Asafetida, see Asafetida.

NASA, Nacra, Nata.

NASAL, *Nasa'lis*, from *nasus*, 'the nose.' That which relates to the nose.

NASAL ARTERY. This is the largest of the two branches in which the ophthalmic artery terminates. It issues from the orbit, above the tendon of the orbicularis palpebrarum, passes above the side of the root of the nose, and anastomoses with the last extremity of the facial. Haller gave the name *nasal* to the sphenopalatine. He also called the dorsales nasi, furnished by the external maxillary, *Nasa'les laterales*.

NASAL BONES, *Ossa nasi*, *Ossa nasa'lia*, *Ossicula nasi*, *Ossa maxilla' superioris quarta* seu *quinta seu secun'da*, (F.) *Os nasaux*, *Os propres du nez*. These bones are situate beneath the nasal notch of the os frontis, and occupy the space between the nasal or angular processes of the superior maxillary bone. Their shape is nearly quadrilateral. They have an external or cutaneous surface; an internal or nasal, and four margins. Each is articulated with its fellow, with the os frontis, ethmoid, and superior maxillary bone. They ossify from a single point.

NASAL CAR'TILAGE, *Cartilago triangula'ris Nasi*. A cartilage formed of three portions, which unite at the dorsum nasi, and are distinguished into the *cartilage of the septum*, and the *lateral cartilages*. This cartilage is continuous, *above*, with the ossa nasi; and, *inferiorly*, with membranous fibro-cartilages, which form the supple and movable part of the nostrils. They are two in number—the one before, the other behind.

NASAL DUCT, Lachrymal duct—n. Eminence, Mesophryon.

NASAL FOSSÆ, *Cavi na'rium*, *Nares inter'næ*, are two large, anfractuons cavities, situate between the orbits below the cranium, and lined by the pituitary or Schneiderian membrane. These cavities have no communication with each other; but the various sinuses in the neighbouring bones;—the ethmoidal, sphenoidal, superior maxillary, &c., all communicate with them. The general cavity of each nostril is divided by the ossa spongiosa into three *meatus* or *passages*, which run from before backwards.

1. The *Meatus narium superior*; placed at the upper, inner, and back part of the superior spongy bone.
2. The *Meatus me'dius*, situate between the superior and inferior spongy bones;
- and 3. The *Meatus inferior*, situate between the inferior spongy bone and at the bottom of the nose. The Schneiderian membrane receives the first pair of nerves, and various branches from the fifth pair. The arteries are furnished by the branches of the *internal maxillary*, known under the names of sphenopalatine, infra-orbital, superior alveolar, palatine, pterygo-palatine; by the supra-orbital, and ethmoidal branches of the ophthalmic artery, by the internal carotid, superior labial, and dor-

sales nasi. Its veins are little known, and generally follow the course of the arteries. The lymphatics are almost unknown. The nasal fossæ are the seat of smell; they aid, also, in respiration and phonation.

NASAL MEATUS, see Nasal fossæ.

NASAL MUCUS, *Mucus na'rium*, *Phlegma na'rium crassum*, *Mucor* seu *Pituita* seu *Blenna* seu *Lympha muculen'ta narium*, *Apomyx'ia*, vulgarly called *Snot*, (F.) *Morve*, is the mucus secreted by the Schneiderian membrane.

NASAL NERVE, *Naso-palpébral*, (Ch.) *Naso-ocularis*, (Sömmering.) One of the three branches of the ophthalmic nerve of Willis. It enters the orbit by the sphenoidal fissure, passes along the inner paries of that cavity, and divides, opposite the internal and anterior orbital foramen, into two branches. 1. The *internal and posterior*, which passes into the *Foramen orbitarium internum anterius*, enters the cranium beneath the dura mater, and passes into the nasal fossæ, through an aperture at the sides of the *Crista galli*. It afterwards divides into several filaments: one of them—the *Naso-lobar*, of Chaussier—is very small, and descends on the posterior surface of the os nasi, and ramifies on the integuments of the ala nasi. A second terminates near the septum; others descend along the outer paries of the nasal fossæ. 2. The other is *external and anterior*, and is called the *external nasal nerve*. It is distributed to the outside of the orbit. Before dividing, the nasal nerve communicates with the ophthalmic ganglion, and gives off two or three ciliary nerves: the *Posterior Nasal Nerve*. Sömmering has given this name to the nerves, which arise from the internal part of the sphenopalatine ganglion.

NASAL NOTCH, (F.) *Échancrure nasale*. A semicircular notch, situate between the nasal prominence of the frontal bone, and articulated with the nasal bones and the nasal processes of the superior maxillary bones.

NASAL PROCESS, Maxillary bone, superior.

NASAL PROMINENCE, (F.) *Bosse nasale*. A prominence, situate on the median line, at the anterior surface of the os frontis, between the two superciliary arches.

NASAL REGION, *Région nasalis*. The region of the nose.

NASAL SPINES. These are three in number.

1. The *Superior nasal spine* of the os frontis, occupying the middle of its nasal notch, and articulated before with the nasal bones, behind with the ethmoid. 2. The *inferior and anterior nasal spine*, situate at the inferior part of the anterior opening of the nasal fossæ. It is formed by the two superior maxillary bones; and 3. The *inferior and posterior nasal spine*, *Épine gutturale*, (Ch.) a process, formed on the median line by the two palate bones at the posterior part of the palatine arch.

NASALE, Erhrine.

NASALIS, Compressor naris.

NASALIS LABII SUPERIORIS. A small muscular slip, which runs up from the middle of the orbicularis and the lip to the tip of the nose. It lies exactly in the furrow, and is occasionally a levator of the upper lip, or a depressor of the tip of the nose.

NASAS, Nata.

NASATUS, Membrosus.

NASCALÉ. A kind of pessary, made of

wool or cotton, which was formerly introduced into the vagina, after being impregnated with oil, ointment, or some other proper medicament.

NASCAPHTHON, *Narcaphthon*.

NASDA, Nata.

NASITAS, Rhinophonia.

NASITIS, Rhinitis—*n. Postica*, *Angina nasalis*.

NASO, *Nasutus*, from *nasus*, 'the nose.' One who has a long nose.

NASO-LABIAL, *Naso-labialis*; from *nasus*, 'the nose,' and *labium*, 'a lip.' Relating to the nose and lip.

NASO-LABIAL LINE. A line of furrow, which separates the lip from the cheek, and commences at the ala nasi.

NASO-LABIALIS. A muscular fasciculus described by Albinus, which arises from the anterior extremity of the septum nasi, and terminates in the orbicularis oris.

NASO-PALATINE, *Naso-palatinus*. That which belongs to the nose and velum palati.

NASO-PALATINE GANGLION is situate in the foramen palatinum anterius. Its greater extremity receives the two naso-palatine branches; whilst the smaller gives off two or three filaments, which reach the palatine vault, where they ramify on the membrane of the same name, anastomosing with filaments of the great palatine nerve.

NASO-PALATINE NERVE is furnished by the sphenopalatine, which proceeds from the ganglion of Meckel. It traverses the vault of the nasal fossæ, and proceeds upon the septum between the two layers of the pituitary membrane. It enters the anterior palatine canal, and terminates at the superior angles of the naso-palatine ganglion, without attaining the mouth.

NASO-PALPÉBRAL, *Orbicularis palpebrarum*.

NASTA, Nata.

NASTURTIIUM AMPHIBIUM, see *Sisymbrium*—*n. Aquaticum*, *Cardamine pratensis*, *Sisymbrium nasturtium*—*n. Hortense*, *Lepidium sativum*—*n. Indicum*, *Tropæolum majus*—*n. Officinale*, *Sisymbrium nasturtium*—*n. Palustre*, see *Sisymbrium*—*n. Peruvianum*, *Tropæolum majus*—*n. Pratense*, *Cardamine pratensis*.

NASUM DILATANS, *Pyramidalis nasi*.

NASUS, *The Nose*, *Rhin*, *Rhis*, *Organon olfactus* seu *poratus* seu *olfactorius*, *Promontorium fuciei*, *Myxotter*, *Emunctorium cerebri*, (F.) *Naz*. The nose is a pyramidal eminence, situate above the anterior apertures of the nasal fossæ, which it covers; and, consequently, occupying the middle and upper part of the face, between the forehead and upper lip, the orbits and the cheeks. Its lateral surfaces form, by uniting angularly, a more or less prominent line, called the *Dorsum* seu *Rhachis* seu *Spina Nasi*, (F.) *Dos du nez*. This line terminates, anteriorly, by the *lobes*. The sides are called *Alæ Nasi*, *Pinnæ Naris*, (F.) *Ailes du nez*. The *columna* is the inferior part of the partition. Its apex or tip has been called *Globulus nasi*.

The chief varieties of the nose are the *aquiline*, the *flat nose*, (F.) *Naz camarot* ou *épaté*, and the *snub nose*, (F.) *Naz retroussé*. The nose is formed, besides its bones, of fibro-carti-

lage, cartilage, muscles, vessels, and nerves; and its use seems to be, to direct odours to the upper part of the nasal fossæ.

NASUS INTERNUS, Nares.

NASUTUS, Naso.

NATA, *Natta, Nasa, Nasda, Nasta, Nasas, Napta*. A fleshy, indolent excrescence, having the shape of the nates.

NATARON, Natron.

NATA'TION, *Nata'tio*, from *natare*, itself from *nare*, 'to swim.' *Swimming*. The action of swimming, or of supporting one's self, or moving upon the water. Swimming resembles the horizontal leap in its physiology—the medium being water instead of air. The difference between the specific gravity of the human body and that of water is not great; so that but little exertion is required to keep a part of the body above water. Swimming is a healthy gymnastic exercise, combining the advantages of bathing.

NATES, *Ephed'rama, Nat'ula, Sca'phia, Clunes, Glutoi, Gluti, Glu'tia, Sed'ilia, Pygæ, Monæ*; the *Bottom, Backside, Post'riors, Buttocks, &c.*, (F.) *Fesses*. Two round projections, at the inferior and posterior part of the trunk, on which we sit. Amongst the mammalia, man alone has the nates prominent and round. They are formed chiefly by the skin, and a thick layer of cellular tissue, which covers the three glutæi muscles:

NATES CEREBRI, see *Quadrigenina corpora—n. et Testes, Quadrigenina corpora*.

NATRIUM, Sodium.

NATRON, *Natrum, Nat'aron, Nitrum, Anatum, Aphronitrum*, from *Natron*, a lake in Judæa. A saline compound, very abundant in Egypt, which is almost wholly formed of subcarbonate of soda.

NATRONIUM, Sodium.

NATRUM, Natron—n. Chloratum liquidum, Liquor sodæ chlorinatæ—n. Muriaticum, Soda, muriate of—n. Muriatum, Soda, muriate of—n. Præparatum, Soda, subcarbonate of—n. Tartarizatum, Soda, tartrate of—n. Vitriolatum, Soda, sulphate of—n. Nitricum, Soda, nitrate of—n. Oxymuriaticum, Soda, chloride of—n. Oxyposphorodes, Soda, phosphate of—n. Sulphuricum, Soda, sulphate of.

NATTA, Nata.

NATULÆ, Nates.

NATURA, from *nasci*, 'to be born or arise.' *Physis*. Nature. Also, Genital organs.

NATURA MORBI. The essence or condition of a disease.

NATURAL PARTS, Genital organs.

NATURALIA, Genital organs.

NATURISM, *Nat'uralism*. A view which attributes every thing to nature, as a sage, prescient and sanative entity.—Nysten. See *Expectation*.

NATURIST. A physician who scrupulously investigates, interprets, and follows the indications presented by nature in the treatment of disease.

NAUCLEA GAMBIR, *Unca'ria gambir*. A plant of the family and tribe Cinchonacæ, a native of the Malayan Peninsula and Indian Archipelago, which yields large quantities of the kind of Catechu known by the names *Terra Japon'ica*, and *Square Catechu*, and which, in

Indian commerce, is called *Gambear*. It is a powerful astringent, much used in tanning, and in medicine, as a substitute for the Catechu of the *Acacia*.

NAU'SEA, *Nau'sia, Nausi'asis, Nausio'sis, Nau'tia*, (F.) *Nausée, Envie de vomir*; from *navis, navis*, 'a ship;' because those unaccustomed to sailing are so affected. Sickness. A desire to vomit.

NAUSEA MARINA; *Morbus nau'ticus, Vomitus navigant'ium seu marin'us, Sea-sickness*, (F.) *Mal de mer*. The sickness, vomiting, &c., experienced at sea by those unaccustomed to a sea life; and from which those who are accustomed are not always exempt. It generally ceases when the person becomes habituated to the motion of the vessel, and not till then.

NAU'SEANT, *Nau'seans*. An agent that excites nausea, which is a state of diminished action. Nauseants are, hence, valuable remedies in diseases of excitement.

NAUSIA, Nausea.

NAUSIASIS, Nausea.

NAUSIOSIS. This word, besides being synonymous with nausea, has been used to express the state of venous hemorrhage, when blood is discharged by jets.

NAUTIA, Nausea.

NAVEL, Umbilicus—n. String, Funiculus umbilicalis.

NAVET, *Brassica rapa*.

NAVETTE, *Brassica napus*.

NAVICULAR, *Navicula'ris, Navifor'mis*, from *navicula*, 'a little ship.'

NAVICULAR FOSSA, *Fossa Navicula'ris, F. Scaphoid'es, Navic'ula, Scaph'ula*. See *Scaphoid*. This name has been given, 1. To a small depression between the entrance of the vagina and the posterior commissure of the labia majora or fourchette. 2. To a perceptible dilatation, presented by the urethra in man, near the base of the glans. 3. To the superficial depression which separates the two roots of the helix. This is also called *Scapha*.

NAVICULARE OS, Scaphoides os.

NAVIFORMIS, Navicular.

NAVIS, Vulva.

NEAR-SIGHTEDNESS, Myopia.

NEBULA, *Nubes, Nubec'ula, Nephos, Neph'elè, Neph'elion*, (F.) *Nuage, Ombrage*. See *CALIGO*. A slight speck on the cornea. A mist or cloud suspended in the urine.

NEBULOUS, Nepheloid.

NECESSARY, *Necessarius, (ne, and ces-sare)*. *The Necessaries of Life, Vita necessitates*, (F.) *Besoins de la vie*, include every thing requisite for the maintenance of life, and particularly food.

NECK, DERBYSHIRE, Bronchocele—n. Swelled, Bronchocele—n. Stiff, Torticollis—n. Wry, Torticollis.

NECKLACE, AN'ODYNE. These are formed of the roots of hyoscyamus, Job's tears, allspice steeped in brandy, or the seeds of the wild liquorice vine, to suit the fancies of the prescribers. They are employed to facilitate dentition in children, and to procure sleep in fever. [1]

NECKWEED, *Veronica beccabunga*.

NECRÆMIA, from *νεκρος*, 'death,' and *αἷμα*, 'blood.' Death of the blood. Death beginning with the blood.

NECRENCEPHALUS, Mollities cerebri.

NECRODES, Cadaverous.

NECROLOGY, BILLS OF, Mortality, bills of.

NECROMANCY, *Necromanti'a*, *Negromanti'a*, *Necyomanti'a*, *Nigromanti'a*; from νεκρος, 'death,' and μαντια, 'divination.' Divination by the dead.

NECROMANTIA, Necromancy.

NECRON, Cadaver.

NECRONARCEMA, Rigor mortis.

NECROPHOBIA, from νεκρος, 'death,' and φοβος, 'fear.' Exaggerated fear of death. This symptom occurs in patients where the disease is not mortal; as in hypochondriasis. In fevers, it is not a good symptom.

NECROPLEUMONIA, *Pneumo'nia gangrenosa* seu *typho'sa*, *Gangræ'na* seu *Mortificatio* seu *Anthrax* seu *Carbuni'culus*. *Pulmo'num*, *Pneumosep'sis*, *Pneumoc'acè*, (F.) *Gangrène du Poumon*; from νεκρος, 'death,' and *pneumonia*. Gangrenous inflammation of the lungs. This may be *diffused* or *circumscribed*. The only pathognomonic symptom is the extraordinary and repulsive odour of the breath and expectoration. The treatment consists in the use of the chlorides internally, or of chlorine by inhalation; allaying irritation by opium, and supporting the patient by wine whey, and nourishing diet.

NECROPSIA; Autopsia cadaverica.

NECROPSY, Autopsia cadaverica.

NECROSCOPY, Autopsia cadaverica.

NECROSCOPY, Autopsia cadaverica.

NECROSIS, from νεκρωω, 'I kill.' Mortification. State of a bone or of a portion of a bone deprived of life. *Osteogangræ'na*, *Osteonecro'sis*. Necrosis may take place without the surrounding soft parts being struck with gangrene. It is to the bones what gangrene is to the soft parts. The part of the bone affected with necrosis becomes a foreign body, similar to the gangrenous eschar, and its separation must be accomplished by the efforts of nature, or by art. When necrosis occurs in the centre of long bones, it never extends to their articular extremities. The exterior layers of bone form a canal round the dead portion or *sequestrum*; between these swollen layers and the sequestrum, suppuration takes place; the matter presses against the bony canal; perforates it, and is discharged by apertures, which become fistulous.

In the treatment, the exit of the sequestrum must be facilitated by proper incisions, by the application of the trepan to the bone, &c.

NECROSIS CEREALIS, Ergotism—n. Dentium, Dental gangrene—n. Ustilaginea, Ergotism.

NECROTOMY, Dissection.

NECTANDRA RODIEI, see Bebeeru.

NECTAR, from νη, 'a particle of negation,' and κταω, 'to kill.' A pleasant liquor, feigned by the poets to have been the drink of the gods, and to have rendered immortal those who partook of it. A name given, by the ancients, to many drinks; and particularly to one made with wine, evaporated and sweetened with honey.

NECTARIUM, Inula helenium.

NECUSIA, see Wound.

NECYOMANTIA, Necromancy.

NEDYIA, Intestines.

NEDYS, νηδυσ. The belly, abdomen, stomach, uterus.

NEEDLE. Sax. nebl, næbl; from Teut. n e t e n, 'to sew.' *Acus*, *Bel'onæ*, *Raphis*, *Raph'ion*, *Aces'tra*, (F.) *Aiguille*. A steel instrument, used in many professions. In *Surgery*, a steel, gold, silver, or platinum instrument, that may be round, flat, or triangular, straight, or curved, supported or not by a handle, but having *always* a point, by means of which it penetrates the textures; and *often* having, either near the point, or, more commonly, near the other extremity, an aperture or eye for the reception of a thread or tape, which it introduces into the parts. The *Aiguille à appareil* of the French is the ordinary sewing needle used in the making of bandages, &c.

NEEDLE, ACUPUNCTURE, (F.) *Aiguille à Acupuncture*. An inflexible gold or silver needle; conical, very delicate, four inches long, furnished with a handle, and at times, with a canula shorter than it by about half an inch. An ordinary needle waxed at the head, will answer as a substitute for this. See *Acupuncture*.

NEEDLE, CATARACT, *Acus ophthalmica*, (F.) *Aiguille à cataracte*. Needles of gold, silver, and steel have been used; the latter, alone, at the present day. The cataract needle is employed to depress or tear the crystalline when opaque. This needle is usually made from 15 to 24 lines long; and is attached to a fine handle. The extremity may be, as in Scarpa's and Langenbeck's, pointed, prismatic, triangular, and curved; in Dupuytren's and Walther's, flat, curved, and sharp-edged; in Hey's, flat, with a semicircular and sharp end; or, as in Beer's, Siebold's, Schmidt's, Himly's, Von Gräfe's, &c., straight and spear-pointed. A mark is generally placed upon the handle to inform the operator,—when the instrument is engaged in the eye,—what side corresponds to the crystalline.

NEEDLE FOR A COUNTER-OPENING, *Acus invagina'ta*, (F.) *Aiguille à Contre-ouverture*, *Aiguille engagée*, *Aiguille à gainé*.—a long, narrow instrument of steel; the point of which is fine and sharp on both sides;—the heel (*talon*) having an aperture to receive a thread, tape, &c., provided with a flat silver sheath, shorter than the blade, the point of which it covers when passing through parts that have to be respected.

NEEDLE, DESCHAMP'S, *Paupe's needle*, (F.) *Aiguille de Deschamps*, *Aiguille à manche*, &c., is the last described needle, fixed to a handle. The eye is placed near the point. It is employed in the ligature of deep-seated arteries.

NEEDLE, FISTULA, (F.) *Aiguille à Fistule*. A long, flat, flexible, silver instrument; having an aperture near one extremity; blunt at the other. This was formerly used for passing a seton into fistulous ulcers. On one of its sides was a groove for guiding a bistouri in case of necessity.

Also, a long steel instrument, terminated by a point like that of a trocar, which Desault employed for penetrating the rectum, when operating for fistula that had no internal aperture.

NEEDLE, HARE-LIP, (F.) *Aiguille à Bec de Lièvre*. A small silver canula, to which is attached a spear point, that can be readily withdrawn. This needle, armed with the point, is introduced at one side of the fissure in the lip, and through the other. The twisted suture is then applied, and the pin withdrawn.

NEEDLE, LIGATURE, (F.) *Aiguille à ligature*.

A long, steel instrument, sharp towards one extremity, with an eye near the other, which was formerly used for suspending the circulation of blood prior to amputation, by being passed through the limb, so as to include the principal artery and a part of the muscles and integuments.

Also, a steel instrument of various dimensions, round towards one of its extremities, which was straight, and furnished with an aperture; curved and flat towards the opposite, which was pointed, and had a slight ridge on its concave side. At the commencement of the last century, this instrument was used to pass ligatures around vessels.

Also, a steel instrument of various dimensions, flat, regularly curved in the form of a semicircle, with a sharp or lance point, and a long eye, used with advantage in place of the last.

NEEDLE, SETON, (F.) *Aiguille à Seton*. A long, narrow, steel blade; pointed and sharp at one extremity; pierced at the other by an aperture. The *Aiguille à contre-ouverture* may be used for the same purpose.

NEEDLE, SUTURE, (F.) *Aiguille à Suture*. For the twisted suture, the hare-lip needle is used; for the others, the straight or curved needle: the straight needle is preferable for stitching up the abdomen, &c., in dissection. In the suture of the tendons, a curved needle has been used; flat on both sides, and cutting only at the concave edge, in order that the instrument may pass between the tendinous fibres without dividing them.

NEEDLE-BEARER, *Porte-aiguille*.

NEEDLE-CARRIER, *Porte-aiguille*.

NEFLE, *Mespilus* (the fruit.)

NEFLIER, *Mespilus*.

NEFRENDES, *Nodos*, *Eden'tuli* (*vn*, private, and *δεν*, 'a tooth,') Persons devoid of teeth. Young children, for instance, who have not cut them; or aged persons, who have lost them. This state is called *Nefrendis*, *Nodosia*, *Odon'tia eden'tula*.

NEGOTIUM PARTURITIONIS, Parturition.

NÈGRE BLANC, Albino.

NEGRO, *Ni'grita*. One of the Æthiopian race. See *Homo*.

NEGROMANTIA, Necromancy.

NELÆ'RA, *Nel'ro*, *Imus Venter*. The lower part of the belly.—Hippocrates.

NEIGE, Snow.

NEIRA, *Neiera*.

NELUMBIUMLU'TEUM, *Yellow nelumb'bo*, *Yellow water lily*, *Pond lily*, *Water shield*, *Water nuts*, *Water chin'capin*, *Rattle nut*, *Sacred bean*. A beautiful water plant, common in the United States, and belonging to *Nat. Ord. Nymphaeæ*; *Sex. Syst. Polyandria Polygynia*. The leaves are cooling and emollient when applied to the surface. The roots, leaves, and nuts are eaten. The last are called by the Indians and others *water chin'capins*.

NELUMBO YELLOW, *Nelumbium lutenm*.

NENUPHAR, *Nymphaea alba*—*n. Blanc*, *Nymphaea alba*—*n. Jaune*, *Nymphaea lutea*—*n. Odorant*, *Nymphaea odorata*.

NEOARTHROSIS, from *νεος*, 'new,' and *αρθρον*, 'a joint.' A new joint; an artificial joint.

NEOG'ALA, from *νεος*, 'new,' and *γαλα*, 'milk.' Milk secreted immediately after the colostrum. Also, the colostrum.

NEOGENES, *Nouveau-né*.

NEOGILES, *Nouveau-né*.

NEOGNUS, *Nouveau-né*.

NEONATUS, *Nouveau-né*.

NEOPLASTY, *Neoplastic*: from *νεος*, 'new,' and *πλασσω*, *παιτω*, 'I form.' An operative process for the formation of new parts. It includes autoplasty, cicatrization of wounds, and the formation of adhesions.—Burdach.

NEOTTIA, *Goodyera pubescens*.

NEP, *Nepeta*.

NEPEN'THA DESTILLATO'RIA, *Bandú'ra*. A Ceylonese plant, the root of which is astringent.

NEPEN'THES, from *νη*, negative particle, and *πενθος*, 'grief.' A remedy much extolled by the ancients against sadness and melancholy.

The women of Thebes, according to Diodorus Siceliotus, alone possessed the secret of its composition; and, according to Homer, Helen introduced it from Egypt. Some suppose it to have been opium.

NEPENTHES, *Bangue*—*n. Opiatum*, *Pilule opiate*.

NEP'ETA, *N. Cata'ria*, *Herba felis*, *Nep* or *Catmint*, (F.) *Herbe aux Chats*,—so called, because cats are fond of it. The leaves, *Cata'ria* (Ph. U. S.), have a smell and taste like those of an admixture of spearmint and pennyroyal. It has been recommended in uterine disorders, dyspepsia, flatulency, &c. like pennyroyal; and is much used in domestic medicine, on the American continent, in flatulencies, &c. of children.

NEPETA AGRESTIS, *Melissa nepeta*—*n. Glechoma*, *Glechoma hederacea*.

NEPHALIOTES, Temperance.

NEPHELE, *Enzorema*, *Nebula*.

NEPHELION, *Nebula*.

NEPHELOID, *Nepheloides*, *Nephelodes*, *Neb'ulous*, *Nubilosus*. An epithet applied to urine when it is cloudy—*Urina nepheloides*.

NEPHOS, *Nebula*.

NEPHRAL'GIA, *Dolor Nephreticus*, *Neuralgia Renum*, (F.) *Névrálgie des Reins*, *Dysnéphronerwie*, from *νεφρος*, 'a kidney,' and *αλγος*, 'pain.' Pain and neuralgia in the kidney.

NEPHRALGIA ARENOSA, see *Gravel*—*n. Calculosa*, see *Gravel*—*n. Rheumatica*, *Lumbago*.

NEPHRAPOSTASIS, *Nephropyosis*, *Abscessus renalis*, from *νεφρος*, 'kidney,' and *αποστασις*, 'abscess.' Renal abscess.

NEPHRATON'IA, from *νεφρος*, 'kidney,' and *ατονια*, 'want of tone.' *Renum atonia seu paralyssis*. Atony of the kidney.

NEPHRELCO'SIS, *Nephropyosis*, *Helcosis renalis*, from *νεφρος*, 'kidney,' and *ελκωσις*, 'ulceration.' Ulceration of the kidney.

NEPHRELMIN'TIC, *Nephrelminticus*, from *νεφρος*, 'a kidney,' and *εμμιντις*, 'a worm.' That which is owing to the presence of worms in the kidney.

NEPHREMPHRAXIS, from *νεφρος*, 'a kidney,' and *εμφρασσω*, 'I obstruct.' A name given by Ploucquet to obstruction of the kidneys.

NEPHRET'IC, *Nephridius*, *Nephretic*, *Nephreticus*, from *νεφρος*, 'a kidney.' That which relates to the kidney. Applied, especially, to pain, &c., seated in the kidney.

NEPHRETICUM, in *Materia Medica*, means a medicine employed for the cure of diseases of the kidney.

NEPHRETICUM LIGNUM, *Guilandina moringa*.

NEPHRETICUS LAPIS, *Talcum nephriticum*, (F.) *Pierre néphretique*, *Jade néphrite ou orientale*. A green, fatty kind of stone, — once used as an amulet against epilepsy; an absurd name, as there can be no such universal remedy.

NEPHRIDION, *Pingue'do renalis*. The fat which surrounds the kidneys. — Hippocrates.

NEPHRIDIU, Capsule, renal.

NEPHRIDIU, Nephretic.

NEPHRITE, Nephritis — *n. Albumineuse*, Kidney, Bright's disease of the.

NEPHRITES, Asphaltites.

NEPHRITIC, Nephretic.

NEPHRITICUM LIGNUM, *Guilandina moringa*.

NEPHRITIS, Asphaltites.

NEPHRITIS, *Empres'ma Nephritis*, from νεφρος, 'kidney,' and *itis*, 'denoting inflammation;' *Renum inflammatio*, *Nephro-phlegmone*, — *Inflammation of the Kidney*, (F.) *Néphrite*, *Inflammation des Reins*, is characterized by acute pain; burning heat, and a sensation of weight in the region of one or both kidneys;

suppression or diminution of urine; fever; dysuria; ischuria; constipation, more or less obstinate; retraction of the testicle, and numbness of the thigh of the same side. It may be distinguished into *simple* and *calculous nephritis*. In the latter, the urine often contains small particles of uric acid or of urate of ammonia. The most common causes of nephritis are, — excess in irritating and alcoholic drinks; abuse of diuretics; blows or falls on the region of the kidneys; the presence of renal calculi, &c. It may be distinguished from lumbago by the pain which attends the latter on the slightest motion, &c. It usually terminates by resolution in from one week to two or three. It may, however, end in suppuration — *pyonéphrite*; or may become chronic — *chrononéphrite*, (Piorry.) In the treatment, antiphlogistics, as bleeding, baths, &c., are required to the full extent; with the use of diluents, opiates, &c.

NEPHRITIS ALBUMINENSIS, Kidney, Bright's disease of the — *n. Albuminosa*, Kidney, Bright's disease of the — *n. Associated*, Kidney, Bright's disease of the — *n. Cachectic*, Kidney, Bright's disease of the — *n. Sociata*, Kidney, Bright's disease of the.

NEPHRODES, Nephroid.

NEPHRODIUM FILIX MAS, *Polypodium filix mas*.

NEPHROGRAPHY, from νεφρος, 'a kidney,' and γραφη, 'a description.' An anatomical description of the kidney.

NEPHROHÆMIA, from νεφρος, 'kidney,' and αιμα, 'blood.' Hyperæmia or congestion of the kidney.

NEPHROID, *Nephroïdes*, *Nephro'des*, *Reniformis*, from νεφρος, 'kidney,' and εδος, 'form, resemblance.' Reniform. Having a resemblance to a kidney — as 'nephroid cancer,' so called because the morbid growth resembles the kidney in structure.

NEPHROLITHIASIS, from νεφρος, 'a kidney,' and λιθος, 'a stone.' The disease of cal-

culus in the kidney; *Lith'ia renalis*, *Lith'iasis nephritica*, *L. renalis*. See Gravel.

NEPHROLITHIC, same etymon. Belonging to calculi in the kidneys. This epithet has been applied to ischuria, occasioned by calculi formed in the kidneys.

NEPHROLOGY, *Nephrolog'ia*, from νεφρος, 'kidney,' and λογος, 'a treatise.' A treatise on the kidneys. Dissertation on the kidneys and their functions.

NEPHROMALA'CIA, from νεφρος, 'kidney,' and μαλακια, 'softness.' Softening of the kidney.

NEPHROMETRÆ, Psoæ.

NEPHRON'CUS, *Tumor renalis*, from νεφρος, 'kidney,' and γκος, 'a tumour.' A tumefaction of the kidney.

NEPHROPHLEGMATIC, *Nephro-phlegmaticus*, from νεφρος, 'kidney,' and φλεγμα, 'phlegm.' A name given, by some authors, to ischuria produced by mucus contained in the urine.

NEPHROPHLEGMONE, Nephritis.

NEPHROPHTHI'SIS, from νεφρος, 'kidney,' and φθοις, 'consumption.' Phthisis from suppuration of the kidney.

NEPHROPLETHOR'IC, *Nephro-plethoricus*, from νεφρος, 'a kidney,' and πληθωρα, 'plethora.' Belonging to plethora of the kidneys. An epithet given to ischuria dependent upon this cause.

NEPHROPYIC, *Nephro-py'icus*, from νεφρος, 'a kidney,' and πυον, 'pus.' Belonging to suppuration of the kidney.

NEPHROPYOSIS, Nephropostasis, Nephrelcosis.

NEPHRORRHAG'IA, *Hæmatu'ria renalis*, *Hæmorrhag'ia renum*, from νεφρος, 'kidney,' and ραγη, 'rupture;' *Proflu'vium sanguinis e renibus*. Hemorrhage from the kidney.

NEPHROS, Kidney.

NEPHROSCLE'RIA, from νεφρος, 'kidney,' and σκληρα, 'hardness;' *Induratio renum*. Induration of the kidneys.

NEPHROSPAS'TIC, *Nephrospas'ticus*, from νεφρος, 'a kidney,' and σπασ, 'I draw.' That which depends upon spasm of the kidney. An epithet given to a variety of ischuria.

NEPHROTHROM'BOID, *Nephro-thromboïdes*, from νεφρος, 'a kidney,' and θρομβος, 'a clot.' That which depends upon clots of blood, contained in the kidneys or their ducts. An epithet for a species of ischuria.

NEPHROT'OMY, *Nephro-lithot'omy*, *Nephrotom'ia*, *Nephro-lithotom'ia*, *Sectio renalis*, *S. renis*, from νεφρος, 'a kidney,' and τεμνειν, 'to cut.' Dissection of the kidney. Also, an operation proposed with the view of extracting calculi formed in the kidney, by means of an incision into the tissue of that organ.

NEPHRUS, Kidney.

NEPION, Infans. •

NEPIOTES, Infancy.

NEPTA, Asphaltum.

NERANTIA, see Citrus aurantium.

NERF, Nerve — *n. Circumflexe*, Axillary nerve — *n. Dentaire*, Dental nerve — *n. Fessier*, Gluteal nerve — *n. Glosso-pharyngien*, Pharyngoglossal nerve — *n. Gustatif*, see Lingual nerve — *n. Gustatif innominé*, Trigemini — *n. Guttureal*, Palatine (middle) nerve — *n. Gutturo-palatine*, Palatine nerve — *n. Honteux*, Pudic nerve — *n. Irien*, Ciliary nerve — *n. Ischio-clitorien*,

Pudic nerve—*n. Ischio-pénien*, Pudic nerve—*n. Labrynthique*, Auditory nerve—*n. Mentonnier*, Mental nerve—*n. Moteur oculaire externe*, Motor oculi externus—*n. Oculo-musculaire externe*, Motor oculi externus—*n. Oculo-musculaire interne*, Patheticus nervus—*n. Pathétique*, Patheticus nervus—*n. Péronière branche*, Popliteal nerve, external—*n. Pharyngo-glossien*, Pharyngo-glossal nerve—*n. Première paire trachélienne*, Occipital nerve—*n. Vertébro-digital*, Musculo-cutaneous nerve—*n. Prétibio-digital*, Musculo-cutaneous nerve—*n. Prétibio susplantaire*, Tibial nerve, anterior—*n. Radio-digital*, Radial nerve—*n. Sciatique grand*, Sciatic nerve, great—*n. Sciatique petit*, Sciatic nerve, lesser—*n. Sciatique poplitée externe*, Musculo-cutaneous nerve—*n. Sous-occipital*, Occipital nerve—*n. Sous-pubio-fémoral*, Obturator nerve—*n. Spino-cranio-trapézien*, Spinal nerve—*n. Sus-maxillaire*, Maxillary superior nerve—*n. Sus-pubien*, Supra-pubian nerve—*n. Tibiale branche*, Popliteal internal—*n. Trachéal*, Laryngeal inferior nerve—*n. Trachélo-dorsal*, Spinal nerve—*n. Trijumeau*, Trigemini—*n. à Trois cordes*, Trigemini—*n. Tympanique*, Chorda tympani.

NERVES BRONCHIQUES, Bronchial nerves—*n. Ciliaires*, Ciliary nerves—*n. Moteurs oculaires communs*, Motores oculorum—*n. Sacrés*, Sacral nerves—*n. Sous-costales*, Intercoastal nerves.

NERIUM, *N. oleander*.

NERIUM ANDISENTERICUM. The tree which affords the *Codaga'pala Bark*, *Cones' si cortex*, *Tillicher'ry cortex*, *Cortex profus'vii*. *Family*, Apocynæ. *Sez. Syst.* Pentandria Monogynia. (*F.*) *Codagapale*, *Cropale*. The bark of this Malabar tree is of a black colour, externally, and is generally covered with a white moss or scurf. It has an austere, bitter taste, and has been recommended as an astringent in diarrhæa, dysentery, &c.

NERIUM OLEAN'DER, *Nerium*, *Rhododaphnis*, *Rosa'go*, (*F.*) *Laurier rose*. The leaves are reputed to be narcotic. The infusion is employed internally, in herpetic affections, and the powder, incorporated with lard, is used in the itch.

NERONIA'NA (PHLEBOTOMIA.) An epithet given, for some cause, to phlebotomy, when more than one vein was opened on the same day.

NERPRUN PURGATIF, *Rhamnus*.

NERVE, *Nervus*, *Neuron*, *νευρον*, 'a string.' (*F.*) *Nerf*, *Neuron* and *Nervus* meant also, with the ancients, the tendons and ligaments,

Partes nervosæ; and hence the different acceptations of 'nervous;'—a man of nerve—a strong, nervous man; and a weak, nervous woman. The nerves are tubular cords of the same substance as that which composes the encephalon and spinal marrow. They extend from one or other of the nervous centres to every part of the body, communicating, frequently, with each other; forming *plexuses*, and, occasionally, *ganglions*; and being, at length, lost in the parenchyma of organs. There are 42 pairs; and, according to their origin, they are termed *Cranial* or *Encephalic*, and *Spinal*. Each nerve is composed of several filaments or cords placed alongside each other, and is surrounded by a neurilemma. The encephalic nerves, except the 5th pair, have only one root in the brain, whilst the spinal arise from the marrow by two roots: the one from an anterior fasciculus of filaments, the other from a posterior, separated from each other by the *Ligamentum denticulatum*; uniting outside this ligament, and presenting, near the intervertebral foramen, a ganglion formed only by the posterior root. The two roots make, afterwards, but one nerve; and, like the encephalic nerves, proceed to their destination, subdividing into rami and ramusculi, until they are finally lost in the texture of the organs. The trunks first formed are commonly round, and proceed alone, or accompany the great vessels, being placed in the cellular spaces which separate the organs, and are thus protected from injury. Their manner of termination we are not acquainted with; whether the nervous pulp, for instance, be distributed or lost in a membrane, as seems to be the case with the nerves of sight, hearing, and smell,—or are looped. Certain it is, that there is considerable difference in the organs, as respects the quantity of nerves that terminate in them; and the particular arrangement of the nervous extremities. Some organs have numerous nerves; others seem to have none: a circumstance which influences considerably the sensibility of parts.

The *Encephalic Nerves* arise from the encephalon, or are inserted into it; (according as we consider the brain the origin or termination of the nerves;) and make their exit by foramina at the base of the skull. They are 12 in number. The spinal nerves are 30 in number, 8 *cervical*, 12 *dorsal*, 5 *lumbar*, and 5 or 6 *sacral*: the four inferior cervical being much larger than the superior, because they furnish the nerves of the upper extremities.

SYNOPTICAL TABLE OF THE NERVES.

I. Cranial or Encephalic Nerves.		
1. Olfactory..... (1st pair.)	} Divided into internal, external, and middle branches, which are distributed on the Schneiderian membrane.	} <i>rymal branch</i> , to the lachrymal gland and upper eyelid. 2. <i>Frontal branch</i> , to the forehead and upper eyelid. 3. <i>Nasal branch</i> , to the eyelids, nasal fossæ, and nose.
2. Optic..... (2d pair.)		
3. Motores Oculorum. (3d pair.)	<i>Superior Branch.</i> To the rectus superior oculi and levator palpebre superioris. <i>Inferior Branch.</i> To the rectus internus, rectus inferior and lesser oblique muscles; a filament which goes to the ophthalmic ganglion.	} <i>Superior Maxillary Branch.</i> 1. The orbital branch, to the orbit. 2. The posterior and superior dental, to the last three molar teeth and gums. 3. The anterior dental, to the incisor, canine, and two lesser molars. 4. <i>Infra-orbiter</i> , to the upper lip, cheek, and nose. <i>Inferior Maxillary Branch.</i> 1. Temporal profound branches, to the temporal muscle. 2.
4. Pathetici..... (4th pair.)	To the greater oblique muscle of the eye.	
5. Par Trigeminum... (5th pair.)	<i>Ophthalmic Branch.</i> Divided into three branches. 1. The lach-	

I. Cranial or Encephalic Nerves.

5. <i>Par Trigeminum</i> ... (5th pair.)	<p><i>Masseterine</i> branch, to the masseter muscle. 3. <i>Buccal</i>, to the inner surface of the cheek. 4. <i>Pterygoid</i>, to the internal pterygoid muscle. 5. <i>Lingual</i>, to the mucous membrane of the tongue. 6. <i>Inferior dental</i>, to the teeth of the lower jaw, and to the lower lip. 7. <i>Articular</i> branch, to the pavilion of the ear and forehead.</p>	1. IN THE NECK ,—a pharyngeal branch to the pharynx; superior laryngeal branch to the larynx, and to some muscles of the inferior hyoid region. Cardiac branches to the cardiac plexus.
6. <i>Abducentes</i> (6th pair.)	To the rectus externus oculi.	2. IN THE CHEST ,—the inferior laryngeal branch to the larynx; pulmonary branches, which form the plexus of the same name; œsophageal branches to the œsophagus.
7. <i>Facial</i> (Portio dura of the 7th pair.)	<p>1. At its exit from the cranium, the posterior auricular, stylohyoid, and infra-mastoid, to the pavilion of the ear, the mastoid process, the digastricus, and the muscles attached to the styloid process. 2. Near the parotid gland, the temporal, malar, buccal, supra-mazillary, and infra-mazillary to the whole superficies of the face.</p>	3. IN THE ABDOMEN ,—gastric branches to the parietes of the stomach; filaments which go to the neighbouring plexuses.
8. <i>Auditory</i> (Portio mollis of the 7th pair.)	To the vestibule, semi-circular canals, and cochlea.	At its exit from the cranium—the accessory of the pneumogastric nerve anastomosing with this nerve. In the neck—filaments to the trapezius muscles.
9. <i>Glossopharyngeal</i> (Portion of the 9th pr.)	To the base of the tongue and pharynx.	<i>Cervicales descendens</i> , to the muscles of the inferior hyoid region, and to the cervical nerves. Filaments to the muscles of the tongue.
	10. <i>Par Vagum</i> (8th pair.)	
	11. <i>Splial</i> or <i>Accessory of Willis</i>	
	12. <i>Hypoglossal</i> (9th pair.)	

II. Spinal or Vertebral Nerves.

1. Cervical Nerves.

1st Cervical Pair.....	<p><i>Anterior Branch</i>. Anastomosing <i>par arcade</i> with the second pair.</p>	<p>principally in the integuments of the palmar and dorsal surfaces of the forearm, near the radial margin. 6. The median nerve, to the forearm, hand, and palmar surface of all the fingers. 7. The cubital nerve, to the last two fingers. 8. The radial, to the first three. 9. The axillary, around the shoulder-joint, and to the neighbouring muscles.</p>
2d Cervical Pair.....	<p><i>Anterior Branch</i>. A branch anastomosing with the first pair; a branch which goes to the cervical plexus.</p>	
3d and 4th Cervical Pairs. The Posterior Branch of these four pairs ramifies in the occiput and muscles of the superficial and deep-seated cervico-occipital regions.	<p><i>Anterior Branch</i>. Concurring in the cervical plexus.</p>	
Cervical Plexus.....	<p>DESCENDING BRANCHES.—1. <i>Internal descending</i>, anastomosing with a branch of the hypoglossus. 2. <i>Phrenic branch</i>, to the diaphragm. 3. <i>External descending branches</i>, dividing into supra-clavicular, supra-acromial, infra-clavicular, and cervicales profundæ, to the muscles and integuments of the upper part of the chest and shoulder, to the trapezius, levator scapulae, rhomboideus, &c.</p> <p>ASCENDING BRANCHES.—1. <i>Mastoid</i>, to the posterior and lateral part of the head, and the inner surface of the pavilion of the ear. 2. <i>Auricular</i>, to the parotid gland and pavilion of the ear.</p> <p><i>Superficial Cervical Branches</i>. (2.) To the platysma myoides, digastricus, the integuments of the neck, &c.</p>	
5th, 6th, and 7th Cervical Pairs.	<p><i>Anterior Branches</i>. Assisting in the formation of the brachial plexus.</p> <p><i>Posterior Branches</i>. To the muscles and integuments of the posterior part of the neck and upper part of the back.</p> <p>1. <i>Thoracic Branches</i>, (2.) to the anterior and lateral parts of the chest. 2. <i>Supra-scapular</i> branch to the muscles of the posterior scapular region. 3. <i>Infra-scapular</i> branches (3.) to the subscapularis, teres major, teres minor, and latissimus dorsi. 4. The <i>brachial internal cutaneous</i>, to the integuments of the palmar and dorsal surfaces of the forearm, near the ulnar margin. 5. The <i>brachial external cutaneous</i>,</p>	2. Dorsal Nerves , (<i>Nervi dorsales</i> .)
Brachial Plexus.....	<p>1st Dorsal Pair.</p> <p>2d & 3d Dorsal Pairs.</p> <p>4th, 5th, 6th, and 7th Dorsal Pairs.....</p> <p>8th, 9th, 10th, and 11th Dorsal Pairs.</p> <p>12th Dorsal Pair....</p> <p>The Posterior Branches of the dorsal nerves are distributed to the muscles and integuments of the back and loins.</p>	<p><i>Anterior Branch</i>. To the brachial plexus.</p> <p><i>Anterior Branches</i>. An intercostal and brachial branch.</p> <p><i>Anterior Branches</i>. <i>Internal</i> branches, to the intercostals, triangularis sterni, pectoralis major, and to the skin. <i>External</i> branches to the integuments of the chest, the obliquus externus abdominis, and the skin of the abdomen.</p> <p><i>Anterior Branches</i>. <i>Internal</i> branches, to the transversalis, obliquus internus, and rectus muscles, and to the skin of the abdomen. <i>External</i> branches, to the integuments of the chest, and to the muscles and skin of the abdomen.</p> <p><i>Anterior Branch</i>. To the first lumbar nerve, and to the muscles and skin of the abdomen as far as the iliac crest.</p>
	3. Lumbar Nerves .	
	<p>1st, 2d, 3d, and 4th Lumbar Pairs.....</p> <p>5th Pair.....</p> <p>The Posterior Branches of the lumbar nerves are distributed to the loins, sacrum, and nates.</p>	<p><i>Anterior Branches</i>. Concurring to form the lumbar plexus.</p> <p><i>Anterior Branch</i>. Aiding in forming the sciatic plexus.</p>
	Lumbar Plexus.....	<p>1. <i>Musculo-cutaneous Branches</i>, to the number of three. 1. <i>One superior</i>, to the muscles of the abdomen, to the fold of the groin, and the scrotum: a <i>middle</i>, to the integuments and muscles of the abdomen; and an <i>inferior</i>, to the skin of the thigh. 2. A <i>genito-crural</i> branch to the integu-</p>

II. Spinal or Vertebral Nerves.

Lumbar Plexus.....

ments of the scrotum, the groin, and the thigh. 3. The *crural* nerve, to the integuments and muscles of the thigh, skin of the leg, and foot. 4. The *obturator* nerve, to the muscles of the inner part of the thigh. 5. The *lumbo-sacral*, to the sciatic plexus. It gives off the *gluteal* nerve to the gluteal muscles.

Sciatic Plexus.....

1. *Hæmorrhoidal* nerves, to the rectum. 2. *Vesical*, to the bladder. 3. *Uterine* and *vaginal*, to the vagina and uterus. 4. *Inferior gluteal*, to the gluteal muscles, perineum, and integuments of the posterior part of the thigh. 5. *Pubic*, to the perineum, penis, or vulva. 6. *Sciatic*, divided into the *external popliteal*, which ramifies on the integuments and muscles of the external side of the leg, on the dorsum of the foot, and the dorsal surface of the toes; and into the *internal popliteal*, distributed on the dorsal surface of the two last toes, to the muscles of the foot, and on the plantar surface of all the toes.

Sacral Nerves.

1st, 2d, 3d, and 4th Sacral Pairs.....

Anterior Branches. They form by their union the sciatic plexus.

5th and 6th Pairs....

Anterior Branches. To the parts in the vicinity of the coccyx.

The *Posterior Branches* ramify on the muscles and integuments of the nates.

Classifications of the nerves have been recommended according to their uses, in preference to the ordinary anatomical arrangement. It has been remarked that the encephalic nerves have but one root, while the spinal have two. Now, experiments and pathological facts have proved, that the anterior fasciculus of the marrow and the anterior roots of the spinal nerves are inservient to volition or voluntary motion: and that the posterior fasciculus and roots are destined for sensibility. Hence the spinal nerves, which have two roots, must be the conductors both of motion and feeling; whilst the encephalic, which, with the exception of the fifth pair, have but one, can possess but one of these properties:—they must be either *sensitive* or *motive*, according as they arise from the posterior or anterior fasciculus of the medulla: and, consequently, three classes of nerves may be distinguished.

- 1. *Sensory* { Arising, by a single root, from the posterior fasciculus of the medulla oblongata or spinal marrow.
- 2. *Motor* { Arising, by a single root, from the anterior fasciculus of the same parts.
- 3. *Sensory and Motor* { Which have two roots: one from the anterior, and one from the posterior fasciculus.

According to Sir Charles Bell, the medulla oblongata is composed of three fasciculi on each side; an *anterior*, *middle*, and *posterior*. Now, whilst the anterior and posterior fasciculi produce the nerves of motion and sensation respectively; the middle, according to Sir Charles, gives rise to a third set of nerves—the *respiratory*. To this order belong:—

- 1. The accessory nerve of Willis, or *superior respiratory*.
- 2. The par vagum.
- 3. The glosso-pharyngeal.
- 4. The facial or *respiratory of the face*.

- 5. The phrenic.
- 6. A nerve which has the same origin as the phrenic;—the *external respiratory*.

When a horse has been hard-riden, every one of these nerves is in action.

This division is now, however, generally abandoned, and there does not seem to be a third column, especially destined for respiration.

Sir C. Bell, again, has reduced the system of nerves to two great classes. 1. Those that are *regular, primitive, symmetrical*, and common to all animals, from the worm to man; which have double roots, and preside over sensibility and motion: and, 2. The *irregular or super-added*, which are added to the preceding, in proportion as the organization of animals offers new or more complicated organs. To the first class belong all the spinal nerves and one encephalic—the 5th pair;—to the second, the rest of the nervous system.

Lepelletier thinks we are justified in dividing the nerves into five classes;—the *first* comprising the *nerves of special sensibility*—the olfactory, optic, lingual branch of the fifth pair, and the auditory;—the *second*, the *nerves of general sensibility*, the fifth pair; and the spinal nerves, through their posterior root;—the *third* comprising the *voluntary motors*, the spinal nerves, by their anterior roots, the *motores oculorum*, or common oculo-muscular, the external oculo-muscular, and the hypo-glossal:—the *fourth*, *instinctive motors*, involuntary, the respiratory nerves of Sir Charles Bell, the pathetic, facial, glosso-pharyngeal, pneumogastric, and spinal accessory; and the *fifth*, *nerves of vital association and nutrition*—the filaments and plexuses of the ganglionic system.

Dr. Fletcher adopts a different arrangement. He divides them into *ganglionic* and *cerebro-spinal*; the latter being subdivided into the respiratory, motiferous, sensiferous, and regular: the last including those which communicate both the faculty of sensibility and the stimulus of volition. His arrangement is contained in the following table.

GANGLIONIC.	CEREBRO-SPINAL.			
	Respiratory.	Motiferous.	Sensiferous.	Regular.
Those immediately connected respectively with				
The Ophthalmic, The Cavernous, The Otic, The Spheno-palatine, The Sub-maxillary, The three Cervical, The Cardiac, The twelve Dorsal, The Cœliac, The five Lumbar, The five Sacral, and The Coccygeal Ganglions.	The Pathetic, The Facial, The Glosso-pharyngeal, The Pneumo-gastric, The Accessory, The Phrenic, and The external Respiratory.	The Motor oculi. A part of the lower maxillary branch of the Trigemini. The Abductor. The Hypo-glossal.	The Olfactory. The Optic. The Ophthalmic branch of the Trigemini. The upper Maxillary branch of the Trigemini. A part of the lower Maxillary branch of the Trigemini. The Auditory.	The Sub-occipital. The seven Cervical. The twelve Dorsal. The five Lumbar. The five Sacral.

Dr. Marshall Hall has proposed another division of the nervous system, which is calculated to explain many of the anomalous circumstances we so frequently witness. He proposes to divide all the nerves into, 1. The cerebral or the sentient and voluntary. 2. The true spinal or excito-motory. 3. The ganglionic or cyclo-ganglionic,—the nutrient and secretory. If the sentient and voluntary functions be destroyed by a blow upon the head, the sphincter muscles will still contract when irritated, because the irritation is conveyed to the spine, and the reflex action takes place to the muscle so as to throw it into contraction. But if the spinal marrow be now destroyed, the sphincters remain entirely motionless, because the centre of the system is destroyed. Dr. Hall thinks that a peculiar set of nerves constitutes, with the true spinal marrow as their axis, the second subdivision of the nervous system; and as those of the first subdivision are distinguished into sentient and voluntary, these may be distinguished into the *excitor* and *motory*. The *first*, or the excitor nerves, pursue their course principally from internal surfaces, characterized by peculiar excitabilities, to the true medulla oblongata and medulla spinalis; the *second*, or the motor nerves, pursue a reflex course from the medulla to the muscles, having peculiar actions concerned principally in ingestion and egestion. The motions connected with the first or cerebral subdivision are sometimes, indeed frequently, *spontaneous*; those connected with the true spinal are, he believes, *always excited*. Dr. Hall thinks, too, that there is good reason for viewing the fifth, and posterior spinal nerves as constituting an external ganglionic system for the nutrition of the external organs; and he proposes to divide the *ganglionic* subdivision of the nervous system, into 1. The *internal* ganglionic, which includes that usually denominated the sympathetic, and probably filaments of the pneumogastric; and 2. The *external* ganglionic, embracing the fifth and posterior spinal nerves. To the *cerebral* system he assigns all diseases of sensation, perception, judgment, and volition—therefore all painful, mental, and comatose, and some paralytic diseases. To the true *spinal* or *excito-motory* system, belong all spasmodic and certain paralytic diseases. He properly adds, that these two parts of the nervous system influence each other both in health and disease, as they both influence the ganglionic system.

The main views of Dr. Hall on the excito-motory function have been generally embraced. The following tabular view of the arrange-

ment and connexions of the nerves and nervous centres is given by Dr. Carpenter. It represents the most modern ideas on the subject.

TABULAR VIEW OF THE NERVOUS CENTRES.

Cerebral Ganglia, the centres of the operations of Intelligence and Will.		
Nerves of special sensation—motor fibres, mingled with general motor system.[?]	Sensory ganglia, the centres of Sensative, Instinctive, and Emotional actions.	Nerves of special sensation—motor fibres, mingled with general motor system.[?]
Cerebellic Ganglia, for harmonization of general muscular actions.		
Afferent and motor nerves of respiration, deglutition, &c.	Respiratory and stomato-gastric Ganglia, in Medulla oblongata.	Afferent and motor nerves of respiration, deglutition, &c.
Trunks of spinal nerves, composed of afferent and motor fibres from true spinal cord and medulla oblongata; and probably also of sensory and motor fibres, connected by the longitudinal strands of the cord with the sensory ganglia.	Fibrous structure continuous with Encephalon. True Spinal Cord, consisting of chain of Ganglia, for reflex actions of the trunk and extremities. Fibrous structure continuous with Encephalon.	Trunks of spinal nerves, composed of afferent and motor fibres from true spinal cord and medulla oblongata; and probably also of sensory and motor fibres, connected by the longitudinal strands of the cord with the sensory ganglia.

The nerves are covered and united to the neighbouring parts by an abundant layer of fatty cellular texture, which sends, inwards, prolongations that separate the nervous cords and filaments from each other. The arterial trunks, which furnish them, transmit branches into their interior. The veins follow the same course as the arteries. Absorbents are not easily traced even on the greatest trunks.

NERVE, ACCESSORY, OF WILLIS, Spinal nerve—n. Articular, Axillary nerve—n. Buccinator, Buccal nerve—n. Femoral cutaneous, see Genito-crural nerve—n. Femoro-popliteal, lesser, Sciatic nerve, lesser—n. Genito-crural, see Genito-crural nerve—n. Gluteal of the Sacral plexus, Sciatic nerve, lesser—n. Gustatory, Hypoglossal nerve—n. Inguinal, internal, Genito-crural nerve—n. of Jacobson, see Petrosal ganglion—n. Lateral nasal, Spheno-palatine nerve—n. Lingual, Hypoglossal nerve—n. Naso-ocularis, Nasal nerve—n. Naso-palpebral, Nasal nerve—n. Orbito-frontal, Ophthalmic nerve—n. Ocular, Optic nerve—n. of Organic life, Trisplanchnic nerve—n. Palpebro-frontal, Frontal nerve—n. Popliteal internal, Tibial nerve, posterior—n.

Power, Nervous power.—n. Respiratory, of the face, Facial nerve.—n. Respiratory, superior, Spinal nerve.—n. Scapulo-humeral, Axillary nerve.—n. Scrotal, see Genito-crural nerve.—n. Spiral, Radial nerve.—n. Spiral, muscular, Radial nerve.—n. Sub-occipital, Occipital nerve.—n. Sub-pubic, Genito-crural nerve.—n. Superficial temporal, Auricular nerve.—n. Sympathetic, Trisplanchnic nerve.—n. Temporal cutaneous, Auricular nerve.—n. Ulnar, Cubital nerve.—n. Vidian, Pterygoid nerve.—n. Zygomatico-auricular, Auricular nerve.

NERVES, COSTAL, Intercostal nerves.—n. Dorsal, Intercostal nerves.—n. Eighth pair of, Pneumogastric.—n. Encephalic, first pair, Olfactory nerves.—n. Encephalic, eleventh pair, Spinal nerves.—n. Ethmoidal, Olfactory nerves.—n. Fifth pair, Trigemini.—n. Fourth pair of, Patheticus nervus.—n. Infra-orbital, Sub-orbital nerves.—n. Ninth pair of, Hypoglossal nerve.—n. Oculo-muscular, common, Motores oculorum.—n. Phrenic, Diaphragmatic nerves.—n. Recurrent, Laryngeal inferior nerves.—n. Sixth pair of, Motor oculi externus.—n. Spinal, Vertebral nerves.—n. Third pair of, Motores oculorum.

NERVI ANONYMI, Innominati nervi.—n. Divisi, Trigemini.—n. Entobæonantes, Afferent nerves.—n. Gustatorii, Trigemini.—n. Odoratorii, Olfactory nerves.—n. Reversivi, Laryngeal inferior nerves.—n. Vulneratio, Neurotrois.

NERVINE, *Nervi'nus*, *Neurot'ic*, *Neurit'ic*, *Antineurotic*, *Antineuropath'ic*. A medicine considered proper for relieving debility of the nervous system.

NERVOUS, *Nervo'sus*, *Nervo'des*, *Ner'veus*, *Ner'vius*. Relating or belonging to the nerves. Strong. Also, weak, irritable.

NERVOUS ATTACK, (F.) *Attaque des nerfs*, is an affection accompanied with spasm, pain and different nervous symptoms, to which irritable individuals are liable.

NERVOUS CENTRES, see Centres, Nervous.

NERVOUS DIATHESIS is termed *Atax'ia spir'ituum*, *Anomalia nervo'rum*, *Status nervo'sus*, *S. erethit'icus*, *Diathesis nervo'sa*, *Constitutio nervo'sa*.

NERVOUS DISEASES, *Morbi nervo'si*, (F.) *Maladies nerveuses*. Affections seated in the nervous system.

NERVOUS FLUID, *Nervous principle*, *Fluidum nerv'ceum*, *Liquidum nerveum*, *Succus nerveus*, *Spir'itus vitalis*. The fluid which is supposed to circulate through the nerves, and which has been regarded as the agent of sensation and motion. Of this fluid we know nothing, except that it resembles, in many respects, the electric or galvanic. It was formerly called *Animal spirits*, *Spir'itus animal'es*, (F.) *Esprits animaux*.

NERVOUS PAIN, Neuralgia.

NERVOUS POWER, *Nerve power*, *Neurodynamia*, *Neurody'namis*. The power of the nerves as exhibited in the living organism.

NERVOUS PRINCIPLE, N. fluid.

NERVOUS SYSTEM. The nerves of the human body considered collectively. See Nerves.

NERVOUS SYSTEM OF THE AUTOMATIC FUNCTIONS, Trisplanchnic nerve.—n. System, organic, see Trisplanchnic nerve.—n. System of the senses, Medulla oblongata.—n. System of voluntary motion, &c., Medulla spinalis.

NERVUS, see Nerve, Penis.—n. Ambulato-

rius, Pneumogastric nerve.—n. Anonymus, Trigemini.—n. Communicans faciei, Facial nerve.—n. Genito-cruralis, Genito-crural nerve.

NERVUS IMPAR. A prolongation of the neurilemma below the lower extremity of the spinal cord, as a fibrous filament which is inserted into the base of the coccyx. It was formerly regarded as a nerve—hence its name.

NERVUS INNOMINATUS, Trigemini.—n. Ischiadicus, Sciatic nerve.—n. Juvenilis, Penis.—n. Latus, Achilles tendo.—n. Lingualis lateralis, Pharyngo-glossal nerve.—n. Lingualis medius, Hypoglossal nerve.—n. Musculi pterygoidei, Pterygoid nerve.—n. Mixtus, Trigemini.—n. Opticus, Optic nerve.—n. Quintus, Trigemini.—n. Sympatheticus medius, Trigemini.—n. Sympatheticus medius, Trigemini.—n. Timidus, Motor oculi externus.—n. Tremellus, Trigemini.—n. Trochlearis, Patheticus nervus.

NESTIA, Jejunum.

NESTIA TRIA, Limotherapiea.

NESTIS, Jejunum.

NESTITHERAPEIA, Limotherapiea.

NESTOTHERAPEIA, Limotherapiea.

NESTROOT, *Monotropa uniflora*.

NETLEAF, *Goodyera pubescens*.

NETTLE, ARCHANGEL, WHITE, *Lamium album*—n. Dead, *Lamium album*—n. Dwarf, *Urtica urens*—n. Hedge, *Galeopsis*—n. Pill-bearing, *Urtica pilulifera*—n. Rash, *Urticaria*—n. Stinging, common, *Urtica*.

NETWORT, *Goodyera pubescens*.

NEURADYNAMIA, *Neurasthenia*.

NEURAL'GIA, from *νευρον*, 'a nerve,' and *αλγος*, 'pain.' *Rheumatis'mus spur'ius nervo'sus*, *Neurodyn'ia*, (F.) *Néuralgie*, *Névrody'nie*, *Nervous pain*. A generic name for a certain number of diseases, the chief symptom of which is a very acute pain, exacerbating or intermitting, which follows the course of a nervous branch; extends to its ramifications, and seems, therefore, to be seated in the nerve. The principal neuralgiæ have been distinguished by the names *facial* (of which the *infra-orbital*, *maxillary* and *frontal* are but divisions)—the *ilio-scrotal*, *femoro-popliteal*, *femoro-pretibial*, *plantar*, and *cubito-digital*. A division of *anomalous* neuralgiæ has likewise been admitted.

NEURAL'GIA, ANOM'ALOUS. Under this name Chaussier has included different neuroses, some of which are characterized by acute pains circumscribed within a short compass, or extending by irradiations, but not having their seat in the course of a nerve; and others which are occasioned by tumours in the course of a nerve, or which succeed contusions or incomplete divisions of nerves.

NEURALGIA BRACHIO-THORACICA, *Angina pectoris*.

NEURALGIA CU'BITO-DIGITA'LES, *Ischias nervo'sa digita'lis*. In this variety the pain extends from the part where the nerve passes under the inner condyle to the back of the hand and to its cubital edge.

NEURALGIA DENTALIS, *Odontalgia nervosa*.

NEURALGIA, FA'CIAL, *Neuralgia fa'ciei*, *Trismus maxilla'ris*, *T. Dolorif'icus*, *Opsial'gia*, *Dolor cru'cians faciei*, *Hemicra'nia idiopath'ica*, *Aural'gia doloro'sa*, *Tic douloureux*, *Dolor faciei*, *Dolor faciei typ'ico caract'èrè*, *D. F. Fothergilli*, *Trismus clon'icus*, *T. dolorif'icus*, *Rheumatis'mus cancro'sus*, *Rheumatis'mus larvatus*, *Prosopal'gia*, *Prosopodyn'ia*, *Dolor fa-*

cies period'icus, Febris top'ica, Ophthalmodyn'ia period'ica, Tortura Oris, Affectus spasmodicoconvulsivus Labiorum, is characterized by acute lancinating pains, returning at intervals; and by twinges in certain parts of the face, producing convulsive twitches in the corresponding muscles. It may be seated in the frontal nerve, infra-orbital, or in the maxillary branch of the 5th pair.

Metopodyn'ia, Brow-ague, Neural'gia frontalis, Ophthalmodyn'ia, Tic douloureux, Dolor period'icus, &c., commences at the superciliary foramen and extends along the ramifications of the frontal nerve that are distributed on the forehead, upper eyelid, caruncula lacrymalis, and nasal angle of the eyelids. Sometimes it is felt particularly in the orbit.

Neuralgia infra-orbitaria, Dolor faciei atrox, Rheumatis'mus canero'sus, Trismus clonicus, Prosopal'gia, Febris top'ica, Odontal'gia remittens et intermit'tens, Hemicrania sava, Infra-orbital neuralgia, Tic douloureux, is chiefly felt in the infra-orbital foramen, whence it passes to the cheek, upper lip, ala nasi, lower eyelid, &c.

In *Neuralgia maxilla'ris, Gnathal'gia, Gnathoneural'gia, Tic douloureux, Trismus catarhalis maxillaris,* the pain usually sets out from the mental foramen and passes to the chin, lips, temple, teeth and tongue.

NEURALGIA, FALSE. A term assigned to pains along a nerve, or its ramifications, produced by some body compressing it,—those pains terminating with the removal of the compressing cause.

NEURALGIA FEMORO-POPLITEA, Sciad'ica, Schias, Malum ischiadicum, Morbus ischiadicus, Passio ischiad'ica, Ischiagra, Ischial'gia, Ischio'sis, Coxal'gia, Neural'gia Ischiadica, Dolor Ischiadicus nervo'sus, Ischias nervo'sa Coturnii vel Coturnii, Neurisch'ias, Ischias nervo'sa posti'ca, Ischias, Cox'agra, Ischias rheumaticum, Ischial'ica, Ischoneural'gia, (F.) Goutte sciaticque. This is characterized by pain following the great sciatic nerve from the ischiatic notch to the ham, and along the peroneal surface of the leg to the sole of the foot.

NEURALGIA FEMORO-PRETIPIA'LIS, Ischias nervo'sa anti'ca. In this, the pain, setting out from the groin, spreads along the fore part of the thigh, and passes down, chiefly, on the inner side of the leg, to the inner ankle and back of the foot.

NEURALGIA OF THE HEART, Angina pectoris—n. *Hepatica, Hepatalgia.*

NEURALGIA ILIO-SCROTAL has been rarely observed. It is characterized by a very acute pain in the course of the branches of the first lumbar pair; this pain follows the crista ili and accompanies the spermatic vessels to the testicle, which is often painfully retracted.

NEURALGIA LIENIS, Splenalgia.

NEURALGIA PLANTARIS. This is rare; and the pain is confined to the course of the plantar nerves.

All varieties of neuralgia are obstinate, and the greatest diversity of means has been made use of:—bleeding, general and local,—emetics, purgatives, rubefacients, vesicants, actual cautery, narcotics, mercurial frictions, electricity; destruction of a portion of the nerve, &c. The most successful remedy, perhaps, is the carbonate of iron, given in doses of some magnitude;

as, for instance, ℞ss or ℥ij, twice or thrice a day in molasses. This plan of treatment, continued for a month or two, will generally relieve and ultimately remove this much dreaded affection. The mode in which it acts is by no means clear; but it is almost as certain as any other remedy used in disease in producing its salutary effects. The bowels must be kept free; and all inflammatory symptoms removed during its administration.

NEURALGIA RENUM, Nephralgia—n. *Spinalis, Spinal irritation.*

NEURASTHENIA, Neuradyna'mia, Debilitas nervo'sa. Debility or impaired activity of the nerves; from *νευρον*, 'a nerve,' and *ασθενεια*, 'debility.'—See Irritable.

NEURICUS, Nervous.

NEURILEMMA, Neurile'ma, Neurily'ma, Neurymen, Perineurion, Fis'tula seu Tu'bulus seu Cop'sula seu Involu'crum nervo'rum, Membrana seu Membran'ula seu Tu'nica seu Indumentum nervo'rum, Vagi'na nervo'rum; (F.) Névrilemme; from *νευρον*, 'a nerve,' and *λεμμα*, 'a coat.' The fine transparent, and apparently fibrous membrane that surrounds the nerves—to every filament of which it forms a true canal.

NEURILEMMATITIS, Neurilemmitis.

NEURILEMMITIS, Neurilemmati'tis, Neurolemmatitis, Neurilitis, (F.) Névrilemmitis. Same etymon. Inflammation of the neurilemma.

NEURILITIS, Neurilemmitis.

NEURILYMA, Neurilemma.

NEURINE, Medull'a nervo'rum, (F.) Névrine. The substance of which the nervous system is composed. It consists chiefly of albumen and a peculiar fatty matter.

NEURISCHIAS, Neuralgia femoro-poplitea.

NEURITIC, Nervine.

NEURITIS, Inflammatio nervo'rum, Neurophlogos'is, Neurophlegmoné, (F.) Inflammation des Nerfs, Névrite, from *νευρον*, 'a nerve,' and *itis*, a suffix denoting inflammation. Inflammation of a nerve.

NEUROBLACIA, from νευρον, 'a nerve,' and *βλακεια*, 'stupor.' Insensibility of the nerves.

NEUROCHONDRODES, from νευρον, 'a sinew;' *χονδρος*, 'a cartilage,' and *ειδος*, 'resemblance.' A hard substance between a sinew and a cartilage.

NEURODES, Nervous.

NEURODYNAMIA, Nervous power.

NEURODYNAMIS, Nervous power.

NEURODYNIA, Neuralgia.

NEUROGAMIA, Magnetism, animal.

NEUROGRAPHY, Neurograph'ia; from *νευρον*, 'a nerve,' and *γραφη*, 'a description.' The part of anatomy which describes the nerves.

NEUROLEMMATITIS, Neurilemmitis.

NEUROLOGY, Neurolog'ia, (F.) Névrologie, from *νευρον*, 'a nerve,' and *λογος*, 'a discourse.' That part of anatomy which treats of the nerves.

NEUROMA, (F.) Névrome, from *νευρον*, 'a nerve.' A morbid enlargement of a nerve. Applied to subcutaneous, circumscribed and highly painful tumours formed on the tissue of the nerves; and likewise to small, hard, grayish tumours of the size of a pea, which are observed in the course of nerves, and appear to be formed from the neurilemma.

NEUROMALACIA, from νευρον, 'a nerve,' and *μαλακεια*, 'softening.' Softening of nerves,

NEUROMETRES, *Psosæ*.

NEUROMYELI'TIS, from *νεῦρον*, 'a nerve,' *μυελός*, 'marrow,' and *itis*, denoting inflammation. Inflammation of the medullary matter of the nerves.

NEURON, see Nerve.

NEURON'OSOS, *Neuron'osos*, from *νεῦρον*, 'a nerve,' and *νόσος*, 'a disease.' A disease of the nerves.

NEURONYG'MÊ, *Neuronyg'mus*, *Neuronyxi's*, from *νεῦρον*, 'a nerve,' and *νυγμη*, 'puncture;' *Punctio nervi*. Puncture of a nerve.

NEUROPATH'IC, *Neuropath'icus*, from *νεῦρον*, 'a nerve,' and *πάθος*, 'a disease.' Belonging to disease of the nerves, to *Neuropath'ia* or *Neuron'osos*.

NEUROPHLEGMON, Neuritis.

NEUROPHLOGOSIS, Neuritis.

NEUROPLASTY, *Neuroplast'iotè*, (F.) *Névroplastie*, from *νεῦρον*, 'a nerve,' and *πλαστικός*, 'forming.' M. Serres applies this term to a ganglionic alteration of the peripheral nerves.

NEUROPYRA, Fever, nervous, Typhus mitior.

NEUROPYRETUS, Fever, nervous, Typhus mitior.

NEURO'SES, (F.) *Névrosses*, from *νεῦρον*, 'a nerve.' A generic name for diseases supposed to have their seat in the nervous system, and which are indicated by disordered sensation, volition, or mental manifestation; without any evident lesion in the structure of the parts, and without any material agent producing them. Such is the usual definition. Broussais' attributes them to a state of irritation of the brain and spinal marrow.

NEURO-SKELETON, see Skeleton.

NEUROSPASMI, see Spasm.

NEUROSTHENI'A, (F.) *Névrosthénie*, from *νεῦρον*, 'a nerve,' and *ὀδύνη*, 'strength.' Excess of nervous irritation. Nervous irritation.

NEUROTHELIC APPARATUS, Corpus papillare.

NEUROTIC, Nervine.

NEUROTICA, Diseases of the nervous function. The 4th class of Good's Nosology.

NEUROTOME, *Neurot'omus*; from *νεῦρον*, 'a nerve,' and *τεμνω*, 'I cut,' 'I dissect.' An instrument used by anatomists to dissect the nerves. It is a long and very narrow scalpel, having two edges.

NEUROTOMY, *Neurotom'ia*, (F.) *Névrotomie*. Same etymon. Dissection of the nerves. Also, an incised wound of a nerve.

NEUROTRO'SIS, *Neurotros'mus*, from *νεῦρον*, 'a nerve,' and *τραῦμα*, 'wounding.' *Nervi vulnera'tio*. Wound or wounding of a nerve.

NEUROTROSMUS, Neurotroosis.

NEURYMEN, Neurilemma.

NEUTA, *Neutha*. A membrane, according to Paracelsus, which covers the eyes and ears of the fœtus in utero.

NEUTRAL, from *neuter*, 'neither.' Belonging to neither in particular.

NEUTRAL SALTS, *Secondary salts*, (F.) *Sels neutres*. Salts, composed of two primitive saline substances, combined together, and not possessing the characters of acid or of base.

NEVIS, MINERAL WATERS OF. Ther-

mal springs in the department of Allier, France. Temperature, 136° to 148° Fahrenheit.

NEURALGIE, Neuralgia—*n. du Foie*, Hepatalgia—*n. des Reins*, Nephralgia—*n. de l'Utérus*, Hysteralgia.

NEURILEMME, Neurilemma.

NEURILEMMITE, Neurilemmitis.

NEURINE, Neurine.

NEURITE, Neuritis.

NEURODYNIE, Neuralgia.

NEUROLOGIE, Neurology.

NEVROME, Neuroma.

NEVROSE DU CŒUR, Angina pectoris.

NEVROSES, Neuroses.

NEVROSTHÉNIE, Neurosthenia.

NEVROTOME, Neurotome.

NEVROTOMIE, Neurotomy.

NEVUS, Nævus.

NEW JERSEY, MINERAL WATERS OF. In the upper part of Morris county and in the county of Hunterdon, near the top of Musconetcong mountain, there are chalybeate springs, which are resorted to. See Schooley's Mountain.

NEW YORK, MINERAL WATERS OF. The chief waters are those of Ballston, Saratoga, and Sharon.

NEXUS STAMINEUS OCULI, Ciliary body.

NEZ, Nasus.

NICARAGUA WOOD, see *Cæsalpinia*.

NICE, CLIMATE OF. The climate of Nice possesses some advantages over that of the neighbouring countries of Provence and Italy, being free from the sirocco of the latter, and protected from the mistral of the former. Spring is the most unfavourable season. The climate is very dry. It has been a great winter retreat for the consumptive; but does not deserve the encomiums that have been passed upon it.

NICKAR TREE, *Gymnocladus Canadensis*.

NICODEMI O'LEUM, *Oil of Nicodè'mus*. An oil made by digesting, for some time,—in a mixture of white wine and olive oil,—old turpentine, lithargé, aloes, saffron, oxyd of zinc, &c.

NICOTIANA, *N. tabacum*—*n. Minor*; *N. rustica*.

NICOTI'ANA RUS'TICA, called after Nicot, who carried it to Europe; *N. minor*, *Priapei'a*, *Hyoscy'amus luteus*, *English Tobacco*. The leaves possess the properties of tobacco, but are milder.

NICOTIANA TAB'ACUM, *Nicotia'na*, *Herba tabaci*, *Tabacum Petum*, *Petum*, *Hyoscy'amus Peruvia'nus*, *Tobacco*, *Virgin'ia tobacco*, (F.) *Tabac*, *Nicotiane*. Tobacco is a violent acronarcotic; its properties seeming to depend upon a peculiar principle, *Nicotin* or *Nicotianin*. It is narcotic, sedative, diuretic, emetic, cathartic, and errhine. In incarcerated hernia, it is injected, in the form of smoke or infusion, but requires great caution. It is extensively and habitually used as an errhine and sialogogue. The infusion is used to kill vermin, and in some cutaneous eruptions.

NICOTIANE, *Nicotiana tabacum*.

NICOTIANIN, see *Nicotiana tabacum*.

NICOTIN, see *Nicotiana tabacum*.

NICTATIO, Hippus, Nictatio.

NICTA'TION, *Nicta'tio*, *Nictita'tio*, from *nictare*, 'to wink.' *Clonus nictita'tio*, *Blepha-*

rismus, Palpebratio, Twinkling of the eye, (F.) Clignement, Clignement, Cillement, Souris. A rapid and repeated movement of the eyelids, which open and shut alternately. As occasionally performed, it is physiological; if repeated, a disease. It seems to be executed chiefly by the motor 7th pair of nerves; but it is necessary that the excitor 5th pair, should likewise be in a state of integrity.

NIDAMENTUM, Decidua.

NIDOREUX, Nidorous.

NIDOROUS, *Nidoro'sus, (F.) Nidoreux,* from *Nidor, Cuissa,* 'the smell of any thing burnt,' &c. Having the smell of burnt or corrupt animal matter.

NIEDERBRONN, MINERAL WATERS OF. Saline waters in the department of Bas-Rhin, France, which contain chloride of sodium, sulphate of magnesia, and carbonic acid.

NIELLE, *Nigella.*

NIGELLA, *Coptis.*

NIGELLA, *N. Sati'va, Melanthium, Cumi'nium Nigrum, Fennel flower, Nutmeg flower, Devil in a bush, (F.) Nigelle, Nielle.* This small southern European and Syrian plant was formerly used medicinally as an expectorant and deobstruent, errhine, sialogogue, &c.

NIGELLE, *Nigella.*

NIGHT-BLINDNESS, Hemeralopia.

NIGHT EYES, *Crusta genu equinæ—n. Mare, Incubus.*

NIGHTSHADE, AMERICAN, *Phytolacca decandra—n. Bittersweet, Solanum dulcamara—n. Common, Solanum—n. Deadly, Atropa belladonna—n. Enchanter's, Circeæ Lutetiana—n. Garden, Solanum—n. Palestine, Solanum sanctum—n. Stinking, Hyoscyamus niger—n. Vine, Solanum dulcamara—n. Woody, Solanum dulcamara.*

NIGREDO A SOLE, *Ephelides.*

NIGRITA, *Negro.*

NIGRITIES, *Melanopathia—n. Ossium, Caries.*

NIGRITISM, *Melanopathia.*

NIGRITUDO, *Melanosis—n. Pulmonum, Melanosis pulmonum.*

NIGROMANTIA, *Necromancy.*

NIGROR, *Melasma.*

NIGROR OCULI, *Pupil.*

NIHIL ALBUM, *Zinci oxydum—n. Griseum, Zinci oxydum.*

NILIACUM, *Mel.*

NINDSIN, *Sium ninsi.*

NINSI, *Sium ninsi.*

NINSING, *Panax quinquefolium.*

NINZIN, *Sium ninsi.*

NIPPLE, *Sax. nypele. The Teat, Dug, Pap, Acromas'tium, Uber, Staph'yliis, Staphyl'ium; Bubona, Mammi'la, Mammel'la, Papi'la, The'le, Tit'hê, Titthos, Tit'hion, Titthis, (F.) Mamelon.* The conical tubercle, situate at the centre of the breast. Towards the central part of each breast the skin changes colour, and assumes a rosy tint in young females, or a reddish brown in those who have suckled several children. This circle is called the *Areola* or *Aureola of the nipple.* The nipple is capable of erection on being excited.

NIPPLEWORT, *Lapsana.*

NIRLES, *Herpes edens.*

NISUS, *Nixus, Peira, Straining,* from Lat. *nitor,* 'to endeavour.' A voluntary retention of the breath, so as to force down the dia-

phragm; the abdominal muscles being at the same time contracted forcibly. In this manner the contents of the abdomen are compressed; and the evacuation of the fæces, urine, &c., is effected.

NISUS, Effort—*n. Formativus, Plastic force. NISUS PARTURIENTIIUM.* The efforts or forcing during parturition.

NITEDULA, *Cicindela.*

NITON, MINERAL WATERS OF. These springs in the Isle of Wight contain iron, and sulphate of alumina and potassa.

NITRAS KALICUM, *Potassæ nitras—n. Lixiviæ, Potassæ nitras—n. Natricum, Soda, nitrate of—n. Potassæ cum sulphure fusus, Potassæ nitras fusus sulphatis paucillo mixtus—n. Sub-bismuthicum, Bismuth, sub-nitrate of.*

NITRATE, *Nitras.* A salt, formed of a base and nitric acid. Several nitrates are employed in medicine.

NITRATE D'AMMONIAQUE, *Ammoniac nitras—n. D'Argent, Argenti nitras.*

NITRE, *Potassæ nitras.*

NITRIC ACID, *Acidum nitricum, A. azot'icum, A. sept'icum, A. nitri, Aqua fortis, Nitrous acid, Spiritus nitri duplex, Sp. nitri fumans, Sp. nitri Glauberi, Azotic acid, Dephlogisticated nitrous acid, Oxysepton'ic acid, Spiritus nitri ac'idus, (F.) Acide nitrique.* Nitric acid is obtained from nitre—*Nitrate of potass.* Its odour is suffocating; taste very acid and caustic: It is corrosive, liquid, colourless, and transparent. S. g. 1.500.

Strong nitric acid is rarely used except as an application to foul, indolent ulcers, or to warts. When given internally, it is in the form of the *Acidum nitricum Dilu'tum, Spiritus nitri simplex, Sp. nitri vulgari's—the Diluted nitric acid,* which, in the Pharmacopœia of the United States, consists of *nitric acid, ℥i, water, ℥ix,* by measure. Diluted largely with water, it is used, as a drink, in fevers of the typhoid kind; in chronic affections of the liver, syphilis, &c.; but, in the latter affections, it is not to be depended upon.

NITROGEN, *Azote.*

NITROGEN, GAZEUS OXIDE OF, *Nitrous oxide, Protoxide of azote, Paradise gas, Intoxicating gas, Laughing gas, Dephlogisticated nitrous gas, Gas azot'icum oxygenatum.* This gas, when respired, produces singular effects; great mental and corporeal excitement; and, generally, so much exhilaration as to render the appellation, "*laughing gas*" by no means inappropriate. It has not been much used in medicine, although recommended in paralysis. Its effects are too violent and too transient to render it a valuable remedial agent; and, in the delicate, it has been productive of unpleasant effects, inducing palpitation, fainting, and convulsions.

NITROGENÈ, *Azote.*

NITROGENIUM, *Azote.*

NITROGENIZED, *Azoted, Azotized.* Containing nitrogen or azote:—as a *nitrogenized, azoted, or azotized principle or tissue.*

NITRO-MURIATIC ACID, *Ac'idum nitro-muriaticum, Nitro-hydrochlor'ic acid, Hydrochloro-nitric acid, Aqua re'gia, Aqua styg'ia, Chrysulca, Aqua regis, Acidum muriaticum nitro-so-oxygenatum, Mens'trurum auri, (F.) Eau régale.* A mixture of the nitric and muriatic acids, has been used in diseases of the liver, in

the form of a bath for the feet and legs made sharply acidulous. It has, also, been employed, and with more uniform results, in cutaneous affections. Whatever advantage it may possess in internal diseases—and these advantages are doubtful—they are probably dependent upon the chlorine formed by the mixture, or upon the properties possessed by the mineral acids in general. See Chlorine.

The *Acidum nitro-muriaticum* of the Pharmacopœia of the United States is formed by mixing four fluidounces of nitric acid with eight of muriatic acid.

NITROUS OXIDE, Nitrogen, gaseous oxide of.

NITRUM, Natron, Potassæ nitras—n. Antiquorum, Soda—n. Cubicum, Soda, nitrate of—n. Factitium, Borax—n. Flammans, Ammoniac nitras—n. Lunare, Argenti nitras—n. Rhomboidale, Soda, nitrate of—n. Vitriolatum Schroederi, Potassæ sulphas—n. Tabulatum, Potassæ nitras fusus sulphatis paucillo mixtus—n. Vitriolatum, Potassæ sulphas.

NIX, Snow—n. Fumans, Calx viva—n. Zinci, Zinci oxydum.

NIXUS, Nisus—n. Parturientium, Nisus parturientium.

NOAH'S ARK, *Cypripedium luteum*.

NOBLE, *Nobilis*, *Principalis*, *Essentialis*.

NOBLE PARTS, *Partes essentialis*:—Some anatomists have given this name to parts, without which life cannot exist; such as the heart, liver, lungs, brain, &c. The organs of generation have, likewise, been so called.

NOCAR, *Torpor Soporificus*. Lethargic torpor.

NOCTAMBULATIO, Somnambulism.

NOCTAMBULISMUS, Somnambulism.

NOCTAMBULUS, Somnambulist.

NOCTILUCA, Cincindela.

NOCTISURGUM, Somnambulism.

NOCTURNI OCULI. Gray or blue eyes.—Castelli.

NOCTURNAL, *Nocturnus*, *Nycterinus*, from *nox*, 'night.' Relating to night, as *Febris nocturna* seu *nycteria*. A fever occurring in the night.

NODDING, Annnitio.

NODDLEPOX, Syphilomania.

NODE, *Nodus*, *Empyema exostosis periostræ*, (F.) *Nodosité*, *Naud*; from Hebr. נֹד, 'a heap.' A hard concretion or incrustation, which forms around joints attacked with rheumatism or gout. Some include, under this name, exostoses, articular calculi, ganglions, and even the chronic swellings of the joints, known under the name of white swellings.

NODES, Edentulus.

NODI DIGITORUM MANUS, Phalanges of the fingers—n. Nervorum, Ganglions, nervous—n. Hæmorrhoidales, see Hæmorrhoids.

NODOI, Nefrendes.

NODOSIA, see Nefrendes.

NODOSITÉ, Node.

NODULI ARANTII, *Noduli Morgagnii*, *Corpora Aran'tii*. The small sesamoid bodies situate on the periphery of the semilunar valves of the aorta and pulmonary artery, for the better occlusion of the artery.

NODULI MORGAGNII, *Noduli Arantii*—n. Nervorum, Ganglions, nervous.

NODULUS; diminutive of *nodus*, 'a knot.' A small knot. See Vermiform process, inferior.

NODUS, Articulation, Edentulus, Encystis, Hamma—n. Cerebri, Pons Varolii—n. Chirurgicus, Knot, surgeon's—n. Encephali, *Naud de l'Encéphale*, Pons Varolii—n. Hystericus, Globus hystericus—n. Vitæ, *Naud vitalis*.

NOESIS, Intellect.

NŒUD, Node—n. du Chirurgien, Knot, surgeon's—n. Emballeur, Knot, packer's.

NŒUD DE L'ENCEPHALE (F.), *Nodus Encephali*. M. Cruveilhier, under this name, includes the pons Varolii, peduncles of the cerebrum and cerebellum, and the tubercula quadrigemina.

NŒUD VITAL (F.), *Nodus Vitæ*. This term has been applied by some to the medulla oblongata as the nervous centre of respiration.

NOËUDS, Calculi, arthritic.

NOISETIER, *Corylus avellana*.

NOISETTE, *Corylus avellana* (nut.)

NOIX, *Juglans regia* (nut)—n. *Américaine*, *Jatropha curcas*—n. *des Barbades*, *Jatropha curcas*—n. *Cathartique*, *Jatropha curcas*—n. *d'Éau*, *Trapa natans*—n. *de Galle*, see *Quercus infectoria*—n. *de Serpent*, see *Thevetia Ahouai*—n. *Vomique*, see *Strychnos nux vomica*.

NOLA CULINARIA, *Anemone pulsatilla*.

NOLI ME TANGERE, *Lupus*, see *Chancreux* (*Bouton*.)

NOMA, Cancer aquaticus—n. Pudendorum, Colpocance infantilis.

NOMADE, *Nomas*, from *νομα*, 'pasturage.'

An epithet given to people who have no fixed habitation, and who travel, with their flocks, from country to country, for pasturage. Such are the Tartars. By analogy, the word *Nomad'ic* has been applied to spreading ulcers.

NOMBRIL, Umbilicus.

NOME, Cancer aquaticus, Phagedenic ulcers.

NOMENCLATURE, *Nomenclatio*, *Nomenclatura*, *Onomatolog'ia*, *Onomatoclesis*, *Terminology*, *Orismology*, from *ονομα*, 'name,' and *καλεω*, 'I call.' A collection of terms or words peculiar to a science or art. In all sciences, nomenclature is an object of importance; and each term should convey to the student a definite meaning. The Lavoisierian nomenclature was a valuable gift to chemistry; and anatomy has derived advantage from the labours of Barclay, Dumas, and Chaussier, who have given names to parts indicative of their situation. See Muscle. The nomenclature of pathology has required the greatest attention; and although repeated attempts have been made to improve it, the barbarous terms that disgrace it are still most frequently adopted. It consists of Hebrew and Arabic terms; Greek and Latin, French, Italian, Spanish, German, English, and even Indian, African, and Mexican; often barbarously and illegitimately compounded. A want of principle in founding the technical terms of medicine is every where observable. They have been formed:—1. From colour; as *Melana*, *Melas*, *Atrabilis*, *Leuce*, *Alphos*, *Chlorosis*, *Rubeola*, *Scarlatina*, *Purpura*, &c. 2. From duration, as *ephemeral*, *quotidian*, *tertian*, and *quartan*, *continued*, and *intermittent*, &c. 3. From *Birds*, *Beasts*, *Fishes*, *Insects*, and *Plants*, as *Rabies canina*, *Cynanche*, *Boulimia*, *Pica*, *Hippopyon*, *Elephantiasis*, *Urticaria*, *Lichen*, *Ichthyosis*, &c. 4. From *Persons* or *Places*, as *Morbus Hercules*, *Facies Hippocratica*, *Lepra Arabum*, *Plica Polonica*,

Sudor Anglicus, Morbus Gallicus, Ignus Sancti Antonii, Chorea Sancti Viti, &c.

NOMUS, Cancer aquaticus.

NON-NAT'URALS, *Non natura'lia*. Under this term the ancient physicians comprehended air, meat, and drink, sleep and watching, motion and rest, the retentions and excretions, and the affections of the mind.

NON-STRIATED MUSCULAR FIBRE, see Muscular fibre.

NONUS HUMERI PLACENTINI, Teres minor—n. Linguae musculus, Genio-glossus—n. Vesalii, Peronæus tertius.

NOOS, Intellect.

NORRIS'S DROPS, see Antimonium tartarizatum.

NORTON'S DROPS, Liquor hydrargyri oxy-muriatis.

NOSACERUS, Sickly.

NOSE, Nasus—n. Running at the, Coryza.

NOSELI'A, *Nosocom'es'is, Nosocom'ia*, from νοσος, 'disease.' Care of the sick.

NOSEMA, Disease.

NOSENCEPH'ALUS, from νοσος, 'disease,' and εγκεφαλος, 'brain.' A monster whose skull is open only on the frontal and parietal regions, the posterior fontanelle being distinctly present.

NOSEROS, Insalubrious, Sick.

NOSEUMA, Disease.

NOSOCOMESIS, Noselia.

NOSOCOMIA, Noselia.

NOSOCOMIUM, Hospital.

NOSOCOMUS, *Infirmier*.

NOSODES, Insalubrious, Sick, Sickly.

NOSODOCHIUM, Hospital.

NOSOGENESIS, Pathogeny.

NOSOGENIA, Pathogeny.

NOSOGENY, Pathogeny.

NOSOGRAPHY, *Nosogra'phia*, from νοσος, 'a disease,' and γραφα, 'I describe.' A description of diseases.

NOSOL'OGY, *Nosolog'ia*, from νοσος, 'a disease,' and λογος, 'a discourse.' A name given to that part of medicine whose object is the classification of diseases. The most celebrated nosological systems have been those of Sauvages, (1763,) Linnæus, (1763,) Vogel, (1764,) Sagar, (1776,) Macbride, (1772,) Cullen, (1772,) Darwin, (1796,) Selle; Crichton, (1804,) Parr, (1809,) Swediaur, (1812,) Pinel, (1813,) Young, (1813,) Good, (1817,) Hosack, (1818,) &c. Besides these general nosographies, others have been published on *Surgery* exclusively, none of which are particularly worthy of enumeration amongst nosological systems. Nosological arrangements have, also, been formed of single families or groups of diseases. Plenck, of Baden, is the author of two different treatises of this kind: the one, a methodical arrangement of the diseases of the eyes, and the other, of cutaneous diseases. Dr. Willan published an arrangement of cutaneous diseases, which was completed by Dr. Bateman, and adopted into the Nosology of Dr. Hosack. Mr. Abernethy, also, published a methodical classification of tumours, and many other partial nosological classifications might be enumerated. Also, Pathology.

NOSONOMY, *Nosonom'ia*, from νοσος, 'a disease,' and ονομα, 'name.' The nomenclature of diseases.

NOSOPHYTA, from νοσος, 'disease,' and φυτον, 'a plant.' A disease supposed to be pro-

duced by, or to consist in the development of parasitic plants—as porrigo, mentagra, &c.—Gruby.

NOȘOPE'US, *Nosopœt'icus*, from νοσος, 'disease,' and ποιω, 'I make.' That which causes disease.

NOȘOS, Disease.

NOȘOTAX'Y, *Nosotax'ia*, from νοσος, 'a disease,' and ταξις, 'arrangement.' The distribution and classification of diseases.

NOȘOTHEO'RIA, from νοσος, 'disease,' and θεωρια, 'doctrine.' The doctrine or theory of disease.

NOȘTAL'GIA, from νοστος, 'return,' 'a journey home,' and αλγος, 'pain.' *Nostoma'nia, Nostras'sta, Apodemal'gia, Pathopatridal'gia, Patopatridal'gia, Philopatridal'gia, Philopatridom'nia, Ademon'ia, Ademos'ynê, Home sickness, (F.) Nostalgie, Maladie du pays.* An affection produced by the desire of returning to one's country. It is commonly attended by slow wasting, and sometimes by hectic, which may speedily induce death. M. Pinel properly regards it as a variety of melancholy.

NOȘTOMANIA, Nostalgia.

NOȘTRASSIA, Nostalgia.

NOȘTRILLS, Nares.

NOTA MATERNA, Nævus.

NOTÆ INFANŦUM, Nævi.

NOTAL'GIA, *Notial'gia, (Nostalgia, im-* properly, of Köchlin and others,) from νοστος, 'the back,' and αλγος, 'pain.' Pain in the back. Spinal irritation.

NOTANENCEPHALIA, see Notencephalus.

NOTCH, Teut. N o c k e, Ital. *Nocchio, Emargina'tio, Emarginatu'ra, (F.) Échancreuse.* A depression or indentation of different shape and size, observed on the circumference or edges of certain bones.

NOTCH OF THE CONCHA, Incisura tragica.

NOTCH, ETHMOID'AL, (F.) *Échancreure ethmoïdale*, is situate on the frontal bone, and joins the ethmoid.

NOTCHES, ISCHIAT'IC, (F.) *Échancreures Ischiatiques*, are two in number;—the greater and the less. The former is large, situate at the inferior part of the pelvis, and formed by the sacrum and ilium. It gives passage to the sciatic nerve, pyramidalis muscle, and to the superior gluteal vessels and nerves. The latter is much smaller than the other, from which it is separated by the sciatic spine. It gives passage to the tendon of the obturator internus, and to the internal pudic vessels and nerves.

NOTCH, PAROTID, (F.) *Échancreure parotidienne*, is the triangular space comprised between the parotid edge of the inferior maxillary bone and the mastoid process; so called, because it lodges the parotid gland. The notches in soft parts are generally called Fissures.

NOTCH, SCAP'ULAR, *Incisur'a scapular'is, Lu'nula scapula'e, (F.) Échancreure scapulaire.* The notch on the superior edge or costa of the scapula, which is converted into a foramen by means of a ligament, and gives passage to the suprascapular nerve.

NOTCH, SEMILUNAR OF THE STERNUM, *Fourchette*.

NOTENCEPHALIA, see Notencephalus.

NOTENCEPH'ALUS, from νοστος, 'the back,' and εγκεφαλος, 'the head.' A monster whose head, with the brain, is on the back.

The condition is termed *Notencephalia* and *Notancephalia*.—G. St. Hilaire.

NOTHEUSIS, Degeneration.

NOTHIA, Degeneration.

NOTHROTES, Torpor.

NOTHUS, False.

NOTILÆUS, Dorsal—n. Myelus, Medulla spinalis.

NOTIALGIA, Notalgia.

NOTOMYELITIS, Myelitis.

NOTOMYELUS, Medulla spinalis.

NOTON, Dorsum.

NOTOS, Dorsum, Vertebral column.

NOUAGE DE LA CORNÉE, Caligo.

NOUË, (*Bandage*) (F.); 'knotted,' from *nodus*, 'a knot.' A bandage which has a considerable number of knots placed above each other. It is made with a roller, 6 or 7 ells long, rolled into two balls, and is used to compress the parotid region, after the extirpation of the parotid gland.

Also, an epithet applied to children in whom the disease of rickets has swollen the articulations.

It is, likewise, applied to the gout, when it has caused nodes on the joints.

NOUET (F.), *Nod'ulus*. A bag filled with medicinal substances, and infused in a liquid to communicate their properties to it.

NOUFFER'S, MADAME, REMEDY, *Polypodium filix mas*.

NOURRICE, Nurse.

NOURRICIER, Nutritious.

NOURRITURE, Aliment.

NOUS, Intellect.

NOUÛRE, Rachitis.

NOUVEAU-NÉ (F.), *Neonatus*, *nuperimè Natus*, *Neogenes*, *Neogiles*, *Neog'ulus*, *Neognus*, *Infans recens natus*. That which has been just born. A new-born infant.

NOVACULA, Razor.

NOYAU CENTRAL DES PÉDONCULES DU CERVELET, *Corpus dentatum*.

NOYER, *Juglans regia*—n. *de Ceylon*, *Adhatoda*.

NUAGE, Nebula.

NUBECULA, *Enæorema*, Nebula.

NUBES, *Enæorema*, Nebula.

NUBILE, *Nubilis*, 'marriageable,' 'fit to marry.' Generally, the period of puberty is considered to be the age at which both sexes are *nubile*. They are truly *nubile*, however, only when they are fitted to procreate healthy and vigorous children, and are competent to discharge their duties as parents.

NUBILOSUS, Nepheloid.

NUCES AQUATICÆ, see *Trapa natans*—n. *Quercûs*, see *Quercus alba*.

NUCHA, *In'ium*, (F.) *Nuque*. The *nuche*, hinder part, or *nape* of the neck. The part where the spinal marrow begins.

Ligamentum Nucha. A strong ligament from the neck, proceeding from one spinous process to another, and inserted into the occipital bone. It is very strong in quadrupeds.

NUCHAL REGION, *Regio nucha* seu *nuchalis* seu *occipitalis inferior*. The region of the nucha or nape of the neck.

NUCISTA, see *Myristica moschata*.

NUCK, CANAL OF. A small prolongation of the peritoneum often sent into the inguinal canal of the female fœtus. So called from Nuck, who first described it.

NUCLEATED CELL, see *Cytoblast*.

NUCLEI OSSEI, Ossification, points of.

NUCLEOLUS, see *Cytoblast*.

NUCLEUS, see *Cytoblast*—n. *Centralis*, *Corpus dentatum*—n. *Dentatus*, *Corpus dentatum*—n. *Dentis*, *Dental pulp*—n. *Encased*, *Cytoblast*—n. *Fimbriatus*, *Corpus dentatum*—n. *Furunculi*, see *Furunculus*—n. *Germinal*, see *Molecule*—n. *Germinativus*, see *Molecule*—n. *Ossificationis*, *Ossification*, point of—n. *Rhomboidalis*, see *Corpus dentatum*.

NUCULA TERRESTRIS, *Bunium bulbocastanum*.

NUKE, *Nucha*.

NUMMULAR, *Nummularis*. Relating to money, from *nummus*, 'money.' An epithet applied to the sputa in phthisis, when they flatten at the bottom of the vessel, like a piece of money.

NUMMULARIA, *Lysimachia nummularia*.

NUQUE, *Nucha*.

NURSE, Sax. *norice*, *Nutria*, (from *nourish*, itself from *nutrire*,) *Tith'è nê*, *Trephousa*, *Lactans*, *Lacticans*, *Nut'riens*, *Thelast'ria*, (L.) *Nutrice*, (F.) *Nourrice*. One who suckles her own child or another's. One that has the care of a sick person, (F.) *Garde-malade*.

NURSE, DRY. One who gives every care to a child, but does not suckle it.

NURSE, WET. A female, who suckles the child of another.

NÛS, Intellect.

NUSUS, Disease.

NUT, BUTTER, *Juglans cinerea*—n. *Cembros*, see *Pinus cembra*—n. *Physic*, *Jatropha curcas*—n. *Pine*, see *Pinus picea*—n. *Pistachio*, see *Pistacia vera*—n. *Poison*, see *Strychnos nux vomica*—n. *Purging*, see *Jatropha*—n. *Rattle*, *Nelumbium luteum*—n. *Soap*, see *Sapindus saponaria*—n. *Tree*, *Malabar*, *Adhatoda*—n. *Vomic*, see *Strychnos nux vomica*—n. *Zirbel*, see *Pinus picea*.

NUTATION, *Nutatio*, from *nutare*, 'to nod.' Constant oscillation of the head, by which it moves involuntarily in one or more directions.

NUTATOR CAPITIS, *Sterno-cleido-mastoideus*.

NUTMEG, see *Myristica moschata*—n. *Flower*, *Nigella*—n. *Liver*, *Liver*, *nutmeg*.

NUTRICATIO, Nutrition.

NUTRICIER, Nutritious.

NUTRICIUS, Nutritious.

NUTRIENS, Aliment, Nurse.

NUTRIMEN, Aliment.

NUTRIMENTUM, Aliment, Pabulum.

NUTRITION, *Nutritio*, *Nutricatio*, *Nutritus*, *Alit'ra*, *Threpsis*, from *nutrire*, 'to nourish.' Nutrition is that function by which the nutritive matter already elaborated by the various organic actions, loses its own nature, and assumes that of the different living tissues, —to repair their losses and support their strength. Sometimes the word is used in a more extended signification, to express the whole series of actions by which the two constant movements of composition and decomposition are accomplished, in organized bodies. Nutrition, then, would comprehend digestion, absorption, respiration, circulation, and assimilation; the latter being *nutrition*, properly so called, and being operated in the intermediate system over the whole of the body,—the tis-

sues attracting from the blood the elements necessary for their reparation.

NUTRITION, FORCE OF, Plastic force.

NUTRITIOUS, *Nutric'ius*, *Nutritive*, *Alib'alis*, *Troph'i'mos*, *Troph'o'des*, (F.) *Nourricier*, *Nutricier*. Having the quality of nourishing: as nutritious food, nutritious lymph, &c.

NUTRITIOUS OR NUTRITIVE ARTERIES, (F.) *Artères nutritives*. Arterial branches which enter the *foramina nutriticia* of long bones, and penetrate to the medullary membrane.

NUTRITIVE, Nutritious. Also, relating to nutrition: hence the 'nutritive functions,' or those that are concerned in nutrition.

NUTRITUS, Aliment, Nutrition.

NUTRIX, Nurse.

NUTS, WATER, Nelumbium luteum.

NUX AROMATICA, see *Myristica moschata*—n. *Avellana*, *Corylus avellana* (nut)—n. *Barbadensis*, *Jatropha curcas*—n. *Becuiba*, *Ibiquida*—n. *Cathartica Americana*, *Jatropha curcas*—n. *Gallæ*, see *Quercus cerris*—n. *Juglans*, *Juglans regia*—n. *Medica*, *Coco* of the Maldives—n. *Metella*, *Strychnos nux vomica*—n. *Methel*, *Datura stramonium*—n. *Moschata*, see *Myristica moschata*—n. *Myristica*, see *Myristica moschata*—n. *Pistacia*, see *Pistacia vera*—n. *Unguentaria*, see *Myristica moschata*—n. *Vomica*, *Strychnos nux vomica*.

NYCTALOPEX, *Nyctalops*.

NYCTALOP'IA, from *νύξ*, 'night,' and *οπτομαι*, 'I see;' *Parop'sis Lucif'uga*, *Nyctalop'i'asis*, *Cæcitas diurna*, *Visus nocturnus*, *Oxyopia*, *Hemeralopia* (moderns), *Amblyopia meridiana*, *Hemeralophlo'sis*, *Photoph'bia*, *Photophobthal'mia*, *Dyso'pia lumninis*, *Visus a'erior*, (F.) *Vue nocturne*, *Avueg'lement de Jour*. The faculty of seeing during the night, with privation of the faculty during the day. It affects both eyes at once when idiopathic. Its duration is uncertain, and treatment very obscure. It is, however, a disease of nervous irritability, and one of excitement of the visual nerve in particular. The indications of cure will, consequently be—to allay direct irritation in every way; to excite counter-irritation by blisters; and to gradually accustom the eye to the impression of light.

One labouring under this affection is called a *Nyctalope*, *Nyctalops*, *Nyctalopez*.

NYCTERINUS, Nocturnal.

NYCTHEMERON, see *Dies*.

NYCTHEMERUM, from *νύξ*, 'night,' and *ἡμέρα*, 'day.' The space of 24 hours, or of a day and night. Certain complaints continue only so long.

NYCTOBADIA, Somnambulism.

NYCTOBASIS, Somnambulism.

NYCTOBATESIS, Somnambulism.

NYCTOBATIA, Somnambulism.

NYCTOTYPHLOSIS, Hemeralopia.

NYGMA, Wound, punctured.

NYGMATICUM EMPLASTRUM, Emplastrum resinae.

NYMPHA, Clitoris.

NYMPHÆ, from *νυμφη*, 'a water nymph.' *Alæ inter'næ mino'res clitor'idis*, *Carun'culæ cuticula'res*, *Alæ mino'res*, *A. mulie'bres mino'res*, *Cristæ clitor'idis*, *Collic'uli vagi'næ*, *Myrtoc'h'ia*, *Myrtoc'h'eil'idēs*, *Labia mino'ra seu inter'næ*, *L. pudē'di mino'ra*, (F.) *Nymphes*, *Petites lèvres*. Two membranous folds, which arise from the lateral parts of the prepuce of the

clitoris, and descend on the inner surface of the labia majora; terminating, by becoming gradually thinner, about the middle of the circumference of the orifice of the vagina. They are formed each of two folds of the mucous membrane of the vulva; and contain, in their substance, a thin layer of spongy, erectile tissue. Their use seems to be,—not, as was once supposed, to direct the course of the urine, which notion gave rise to their name, but to favour the elongation and dilatation of the vagina in pregnancy and labour.

The word *νυμφη*, *Nymphē*, has also been used synonymously with clitoris by Oribasius, Aëtius, &c.

NYMPHÆA ALBA, *Leuconympha'a*, *Nenuphar*, *Microleuconympha'a*, *White Water Lily*, (F.) *Nénuphar blanc*. *Nat. Ord.* Ranunculaceæ. *Sex. Syst.* Polyandria Monogynia. Formerly employed as a demulcent, antaphrodisiac, emollient, and slightly anodyne remedy.

NYMPHÆA INDICA, *N. nelumbo*—n. *Major lutea*, *N. lutea*.

NYMPHÆA LUTEA, *N. major lutea*, *Yellow Water Lily*, (F.) *Nénuphar jaune*. Used for the same purposes.

NYMPHÆA NELUMBO, *Faba Ægyptiaca*, *Cyamus Ægyptiacus*, *Nympha'a Indica*; *Pontic* or *Ægyptian Bean*. The fruit of this is eaten raw in Egypt and some of the neighbouring countries; and is considered to be tonic and astringent.

NYMPHÆA ODORATA, *Sweet-scented Water Lily*, *Sweet water lily*, *White pond lily*, *Toad Lily*, *Cow Cabbage*, *Water Cabbage*, (F.) *Nénuphar odorant*. An indigenous plant, growing in most parts of the United States in fresh water ponds, and on the borders of streams, and having large white, beautiful, sweet-scented flowers. The root is very astringent and bitter. It is sometimes made into a poultice and used as a discutient.

NYMPHE, Clitoris.

NYMPHES, *Nymphæ*.

NYMPHITIS; from *νυμφη*, 'the clitoris,' and *itis*, denoting inflammation. *Epiderrh'itis*, *Inflammat'io Clitor'idis*. Inflammation of the clitoris.

NYMPHOCLUIA, *Nymphomania*.

NYMPHOMANIA, from *νυμφη*, 'a bride,' and *μανια*, 'fury'; *Furor uteri'nus*, *Uteromania*, *Lagn'e'sis furor femini'nus*, *Metromania*, *Edæogar'galus*, *Edæogaris'mus*, *Thelygon'ia*, *Erotoman'ia*, *Edæoma'nia*, *Aidoioma'nia*, *Melancholia uteri'na*, *Nymphoclu'ia*, *Symptomaturpitudinis*, *Andromania*, *Gynæcomania*, *Machlos'ynē*, *Entelipathi'a*, *Tenti'go venerea*, *Hysteroman'ia*, *Salad'itas vulvæ*, *Uteri pruritus*, *Brach'u'na*, *Ara's con*, *Arsatum*, *Æstromania*, (F.) *Nymphomanie*, *Fureur uterine*. An irresistible and insatiable desire, in females, for the venereal act. It occurs in those particularly, who possess a nervous temperament, and vivid imagination, especially if excited by improper language, masturbation, &c. Its course, as described, is as follows. In the commencement, the sufferer is a prey to perpetual contest between feelings of modesty and impetuous desire. At an after period, she abandons herself to the latter, seeking no longer to restrain them. In the last stage the obscenity is disgusting; and the mental alienation, for such it is, becomes complete. The treatment con-

sists in the use of the same means as are required in the satyriasis of man. When the mental alienation is complete, solitude is indispensable.

NYPHONCUS, from *νυμφη*, 'the nymph,' and *ογκος*, 'a tumour.' A morbid tumefaction of the nymphæ.

NYPHOTOMY, *Nymphotomia*, *Nymphærum Sectio*, from *νυμφη*, 'nymph,' and *τεμνειν*, 'to cut.' An operation, known and practised for a long time, which consists in the excision of the nymphæ. The operation is had recourse

to, when they are attacked with scirrhus, cancer, fungus, or gangrene; or when they are so large as to interfere with walking or coition. *Nymphotomy* is the circumcision of the female. It is practised in some countries.

Some authors have used the term *Nymphotomy* for amputation of the clitoris.

NYSTAGMUS. A partial rotatory movement of the eyeball from side to side. Also, *Coma vigil*.

NYXIS, Puncture.

O.

OAK, **BLACK**, *Quercus tinctoria*.—o. Common, *Quercus robur*.—o. Jerusalem, *Chenopodium botrys*.—o. Lungs, *Lichen pulmonarius*.—o. Poison, *Rhus toxicodendron*.—o. Red, *Quercus rubra montana*.—o. Sea, *Fucus vesiculosus*.—o. Spanish, *Quercus rubra montana*.—o. White, *Quercus alba*.

OARIOCYESIS, Pregnancy, ovarian.

OARION, Ovary.

OARIONCUS, *Oariophyma*, *Ovarium tumidum*, *Tumor Ovarii*, from *ωαριον*, 'the ovarium,' and *ογκος*, 'swelling.' Ovarian tumour.

OARIOPARECTAMA, from *ωαριον*, 'ovarium,' and *παρεκτειναι*, 'to extend.' Enlargement of the ovary.

OARIORRHÆXIS, from *ωαριον*, 'ovarium,' and *ρηξις*, 'rupture.' *Ruptura Ovarii*. Rupture of the ovary.

OARIOTOMY, *Oariotomia*, *Ovariotomy*, from *ωαριον*, 'the ovarium,' and *τεμνειν*, 'incision.' The operation for removing the ovary.

OARITIS, *Oöphoritis*, *Oorit*, *Inflammatio Ovarii*, *Ovaritis*, (F.) *Inflammation de l'Ovaire*, from *ωαριον*, 'the ovarium,' and *itis*, the termination denoting inflammation. Inflammation of the ovarium.

OARIUM, Ovary.

OARTHROCACÆ, formed by contraction from *omo-artrocacæ*. Said to be used by Rust to designate inflammation of the scapulo-humeral articular surfaces.—Nysten.

OATMEAL, see *Avena*.

OATS, *Avena*.

OBAUDITIO, Baryecœia.

OBAUDITUS, Baryecœia.

OBCÆCATIO, Cæcitas.

OBDORMITIO, from *ob*, and *dormio*, 'to sleep.' The state of the limbs being asleep. *Stupor artuum*.

OBDUCTIO, *Autopsia cadaverica legalis*.

OBELÆA RAPHE, Sagittal suture.

OBSITAS, *Polysarcia*.—o. *Colli*, *Struma adiposa*.—o. *Nimia*, *Pimelosis*.—o. *Viscerum*, *Physconia adiposa*.

OBESITÆ, *Polysarcia*.

OBSITY, *Polysarcia*.

OBSUS, Corpulent.

OBFUSCATIO, *Amaurosis*.

OBITUS, Death.

OBLINITIO, Inunction.

OBLIQUE, *Obliquus*. Any thing inclined, or which deviates from the vertical line. Anatomists have given this name to certain muscles, which have an oblique direction as regards

the plane that divides the body into two equal and symmetrical halves. These are:—

OBLIQUE MUSCLES OF THE ABDOMEN. They are two in number, and distinguished into: 1. *Obliquus Externus Abdominis*, *O. descendens externus*, *O. descendens*, *O. major*, (F.) *Iliopubo costo-abdominal*, *Costo-abdominal* (Ch.), *Grand oblique*, *Oblique externe*. One of the broadest muscles of the body. It is situate at the lateral and anterior part of the abdomen; and is flat and quadrilateral. It is attached, above, to the outer surface and lower edge of the 7 or 8 last ribs: below, to the anterior third of the external lip of the crista ili: before, it terminates at the linea alba by means of a broad and strong aponeurosis, which covers the rectus, and presents towards its inferior part two very solid fibrous fasciculi, which are inserted,—the one at the symphysis, the other at the spine of the pubis,—under the name of *Pillars of the Abdominal Ring*. These pillars leave between them an opening, which forms the inferior orifice of the inguinal canal. The obliquus externus depresses the ribs, and carries them backwards during a strong expiration. It impresses on the chest a movement of rotation, and bends the thorax upon the pelvis, or conversely. It contracts, also, the abdominal cavity. 2. *Obliquus Internus Abdominis*, *M. acclivis*, *O. ascendens*, *O. minor*, *O. internus*, *O. ascendens internus*, (F.) *Ilio-lombo-costo-abdominal*, *Ilio-abdominal* (Ch.), *Muscle petit oblique ou oblique interne*, is broad, especially before; thin, and irregularly quadrilateral, like the preceding, beneath which it is situate. It is attached, above, to the inferior edge of the cartilages of the 5th, 4th, 3d, and 2d false ribs; below, to the anterior two-thirds of the interstice of the crista ili, to the posterior part of the crural arch, and to the pubis; behind, to the spinous processes of the last two lumbar vertebræ, and to those of the first two portions of the sacrum; before, to the linea alba. Its upper fibres run obliquely upwards and forwards; the middle are horizontal; and the lower pass obliquely downwards and forwards.

These last, in the male, are dragged down through the inguinal ring, when the testicle descends, and form the two fasciculi of the cremaster.

The obliquus internus resembles the *O. externus* in function.

OBLIQUE MUSCLES OF THE EYE, *Amatorii*, *Circumagenites*, *Rotatores Oculi*, are two in number. They are distinguished into: 1. *Obli-*

quus Superior Oculi, Amatorius musculus, Trochlearis, Trochlearior, Obliquus major, Optico-trochleari scleroticien, Grand trochléateur (Ch.), Circumductio'nis optice, Longi'simus oculi, (F.) Grand oblique de l'œil, O. supérieur de l'œil, Amoureux (Muscle,) is situate at the inner and upper part of the orbit. It is small, round, fusiform, and reflected upon itself in the middle of its course. Behind, it is attached to the inside of the foramen opticum; and when it arrives opposite the internal orbital process, it becomes a small, round tendon, which slides in a cartilaginous pulley fixed to the os frontis, and is reflected, at an acute angle, to proceed downwards and outwards, and to attach itself to the outer and back part of the globe of the eye. This muscle carries the globe of the eye forwards and inwards; making it experience a movement of rotation, which directs the pupil downwards and inwards. This is conceived to be an involuntary muscle as well as the next. In sleep, according to Sir C. Bell, when the power over the straight or voluntary muscles of the organ is nearly lost, the eye is given up to the oblique muscles, which lodge the transparent cornea under the upper eyelid. At the approach of death, the same thing is observable; hence, the turning up of the eye, at such a time, is not an evidence of agony or suffering, but of insensibility. 2. *Obliquus Inferior Oculi, O. minor oculi, (F.) Maxillo-scleroticien, Petit Trochléateur (Ch.), Petit oblique ou oblique inférieur de l'œil,* is situate at the anterior and inferior part of the orbit. It is flat and attached to the inner and anterior part of the orbital surface of the superior maxillary bone, on the outside of the lachrymal gutter; from thence it passes outwards and backwards, and terminates by an aponeurosis, at the posterior and inner part of the globe of the eye. It carries the globe of the eye inwards and forwards; and directs the pupil upwards and outwards.

OBLIQUE MUSCLES OF THE HEAD. These are two in number. 1. *Obliquus Superior Capitis, O. minor capitis, (F.) Trachélo-atloïdo occipital, Atloïdo-sous-mastôïdien (Ch.), Muscle oblique supérieur ou petit oblique de la tête.* This muscle is situate at the sides of, and behind, the articulation of the head: it is flat and attached, on the one hand, to the top of the transverse process of the atlas; and, on the other, terminates at the occipital bone, beneath the inferior curved line, and sometimes, also, at the mastoid region of the temporal bone. It extends the head,—inclining it to one side. 2. *Obliquus Inferior Capitis, Obliquus major, (F.) Spini-axoïdo-trachéli-atloïdien, Axoïdo-atloïdien (Ch.), Obliquus inférieur ou grand oblique de la tête,* is situate at the posterior part of the neck and head. It is round, fusiform; attached to the spinous process of the axis, and proceeds to terminate behind and below the summit of the transverse process of the atlas. It impresses, on the first vertebra and the head, a movement of rotation, which turns the face to one side.

OBLIQUE EXTERNE, *Obliquus externus abdominis—o. Grand, Obliquus externus abdominis—o. Grand de l'œil, Obliquus superior oculi—o. Grand de la tête, Obliquus inferior capitis—o. Inférieur de l'œil, Obliquus inferior oculi—o. Inférieur de la tête, Obliquus inferior capitis—o. Interne, Obliquus internus abdominis—o. Petit, Obliquus internus abdominis—o. Petit*

de l'œil, Obliquus inferior oculi—o. Petit de la tête, Obliquus superior oculi—o. Supérieur de l'œil, Obliquus superior oculi—o. Supérieur de la tête, Obliquus superior capitis.

OBLIQUITÉ DE LA MATRICE, Retroversio uteri.

OBLIQUUS ASCENDENS, *O. internus abdominis—o. Auris, Laxator tympani—o. Descendens externus, O. externus abdominis—o. Major, O. externus abdominis, O. inferior capitis, O. superior oculi—o. Minor, O. internus abdominis—o. Minor capitis, O. superior capitis—o. Minor oculi, O. inferior oculi.*

OBLITERATED, Obliteratus; from *oblitterare*, 'to efface,' (*litteræ*, 'letters.')

A vessel or duct is said to be obliterated, when its parietes have approximated and contracted such an adhesion to each other that the cavity has completely disappeared.

OBLITERATIO COMPLETA, Hapantismus.

OBLIVIO, Amnesia—*o. Iners, Lethargy.*

OBLOBIUM, Antilobium.

OB'OLUS, *Onolosat.* A weight of 9 or 10 grains.

OBSCENÆ PARTES, Genital organs.

OBSCURISSEMENT DE LA VUE, Caligo.

OBSERVATION, *Observatio,* (from *ob*, and *servare*, 'to keep,' e. g. in 'sight.')

Tere'sis, Symparatere'sis. Act of examining a thing by means of the external senses. This word is employed in several acceptations. It expresses—1. The action of observing—2. The aggregate of knowledge, afforded by observation. In French—but not in English—it means the case or history of the phenomena presented by a patient in the course of a disease.

OBSERVATION, Casé—o. Method of, Numerical method.

OBSTETRICANS, Accoucheur.

OBSTETRICS, from *Obstetrix*, 'a midwife.' *Tokol'ogy, Tocology, Maie'i'a, Mæe'i'a, Mæi'a, Mæe'u'tica ars, Ars obstetric'ia, Obstet'ricy.* The art of midwifery.

OBSTETRICY, Obstetrics.

OBSTETRIX, Midwife.

OBSTIPATIO, Constipation—*o. Tenesmus, Tenesmus.*

OBSTIPATIO, see Hump.

OBSTIPITAS, Torticollis—*o. Capitis seu Colli, Torticollis.*

OBSTRUCTIO, Emphraxis, Stegnosis—*o. Alvi, Constipation—o. Ductus Alimentarii, Constipation—o. Ductus Stenoniani, Stenostenosis—o. Intestinalis, Constipation—o. Recti Spastica, Stricture of the Rectum, spasmodic—o. Pulmonum pituitosa febrilis, Peripneumonia notha.*

OBSTRUCTION OF THE INTESTINES, Enteremphraxis.

OB'STRUENS, from *ob'struo*, (*ob*, and *struere*, 'to build,') 'I stop up by building against.' *Oppilativus.* A medicine which closes the orifices of ducts or vessels.

OBSTUPEFACIENTIA, Narcotics.

OBTONDANT, Obtundens.

OBTUMESCENTIA, Mutitas.

OBTUNDENS, (F.) *Obtundant,* from *obtundere* (*ob* and *tundere*, 'to beat,') 'to beat against,' and therefore to blunt the edge. An epithet applied to remedies that were supposed, accord-

ing to an erroneous theory, to be possessed of the power of blunting the acrimony of the humours. A demulcent is one of these.

OBTURAMENTUM, Emphragma.

OBTURATEUR DU PALAIS, Palate, artificial.

OBTURATIO, Emphraxis.

OBTURATOR, *Obturatorius*, (F.) *Obturator*, from *obturare*, 'to close,' 'stop up the entrance.' A name given to several parts.

OBTURATOR ARTERY, *Arteria obturato'ria*, *A. obturato'ria*, (F.) *Sous-pubio fémorale* (Ch.), *Artère obturatrice*, arises, most commonly, from the hypogastric. It is, however, frequently given off from the epigastric; a matter of importance to be determined in cases of femoral hernia. Of 500 obturator arteries examined by Mr. J. Cloquet, 348 were furnished by the hypogastric, and 152 by the epigastric or crural. When it arises from the hypogastric, it passes forwards and outwards, and then turns horizontally into the cavity of the pelvis, to issue from this cavity by the opening left at the upper part of the obturator membrane. When, on the contrary, the obturator artery arises from the epigastric or the crural; it descends obliquely inwards, behind the os pubis, to the obturator foramen. At its exit from the pelvis, the artery divides into two branches, a *posterior* and an *anterior*, which are distributed to the muscles of the anterior and superior part of the thigh.

OBTURATOR FORAMEN, *Foramen Obturatorium*, *F. infra-pubianum*, *Foramen ovale*, *F. thyroideum*, *F. Thyroides*, *F. Ampulum Pelvis*, (F.) *Trou sous-pubien*. A large opening, of an oval or triangular form, in the anterior part of the os innominatum, on the outside of the symphysis pubis and beneath the horizontal ramus of the os pubis. This foramen is closed by a membranous ligament.

OBTURATOR LIGAMENT OR MEMBRANE, *Sub-pubic membrane*, is a fibrous membrane, fixed to the whole circumference of the obturator foramen, except above, where an opening remains for the passage of the vessels and nerves of the same name.

OBTURATOR MUSCLES, *Obturato'res*, *Rotato'res femoris*. These are two in number. They are divided into

a. Obturator Exter'nus, *Extra-pelvio-pubio-trochantérien*, *Sous-pubio-trochantérien externe* (Ch.) A muscle, situate at the anterior and inner part of the thigh. It is broad, flat, and triangular; and is attached, on the one hand, to the anterior surface of the os pubis, to that of the ischium, and to the anterior surface of the obturator ligament. Its fleshy fibres converge to the tendon, which proceeds to be inserted at the inferior part of the cavity of the great trochanter. This muscle rotates the thigh outwards.

b. Obturator Inter'nus, *Marsupial'is*, *Bursa'lis*, *Intra-pelvio-trochantérien*, *Sous-pubio-trochantérien interne* (Ch.) is seated, almost entirely, in the pelvis. It arises from the inner surface of the obturator ligament, and from the posterior part of the circumference of the obturator foramen, and is inserted, by means of a strong tendon, running between the two portions of the gemini, into the cavity at the root of the great trochanter; after having turned upon the ischium, which forms for it a kind of

pulley. This muscle also rotates the thigh outwards.

OBTURATOR NERVE, *Sous-pubio-fémoral* (Ch.), proceeds principally from the 2d and 3d lumbar nerves. It descends into the pelvis; gains the obturator foramen; gives branches to the obturator muscles, and divides, behind the adductor primus and pectinalis, into two branches; one *anterior*, whose branches are distributed to the first two adductors, gracilis, and integuments; the other, *posterior*, distributing its ramifications to the obturator externus and third adductor.

OBTURATOR VEIN has, ordinarily, the same arrangement as the artery. It is common, however, to find it arising from the epigastric; whilst the corresponding artery proceeds from the hypogastric, and conversely.

OBTURATOIRES, Obturator muscles.

OBVOLVENTIA, Demulcents.

OCA, Oxalis tuberosa.

OCCÆCATIO, Cæcitas.

OCCIPITAL, *Occipital'is*. That which belongs to the occiput.

OCCIPITAL ARTERY. This arises from the posterior part of the external carotid, beneath the parotid. It proceeds backwards, passes between the mastoid process and the transverse process of the atlas; reaches the occipital bone and divides into two branches, which may be called ascending posterior and anterior, and are distributed to the neighbouring muscles and ligaments.

OCCIPITAL BONE, *Os occipiti's seu occipit'is seu occipita'le*, *Os sphæno basilar'e*, *Os memo'riae*, *Os nervo'sum*, *Os basilar'e*, *Os provæ*, *Os pyx'idis seu sextum cran'ii seu lambdoi'des seu lambdae seu laudae seu puppis seu nervo'sum seu fibro'sum seu pelvicephal'icum*, (F.) *Os occipital*, is situate at the posterior and inferior part of the cranium, which it assists in forming. It is flat, symmetrical, and curved upon itself. It presents, 1. An *occipital* or *posterior surface*, which is convex, and has, upon the median line, the *basilary surface*, the *foramen magnum*, through which passes the spinal marrow with its membranes and vessels,—the *external occipital crest*, the *external occipital protuberance*; and, at the sides, the *upper curved line*, *large rough arched ridge* or *transverse arch* or *linea semicircularis*, the *lower curved line*, the *posterior condyloid fossæ*, the *condyles* for the articulation of this bone with the atlas; and the *anterior condyloid fossæ*, pierced by a foramen for the passage of the ninth pair of nerves. 2. A *cerebral* or *anterior surface*. On the median line are: the *basilary fossæ*, the *inner orifice* of the foramen magnum, the *internal occipital crest*, the *internal occipital protuberance*, the *cruciform spine*; a *channel*, which lodges the termination of the straight sinus, and on each side, the *occipital fossæ* distinguished into *superior* or *cerebral*, and *inferior* or *cerebellous*, and separated by a groove which lodges the lateral sinus. 3. The surfaces of the occipital bone are separated by four ridges and four angles. The two superior edges are articulated with the parietal bones; the two lower join the temporal; and the anterior angle, under the name *basilary process*, is united to the sphenoid.

The occipital bone is developed from four points of ossification; and sometimes from a greater number.

OCCIPITAL MUSCLE, *Oczipitalis*. Many anatomists have given this name to the posterior fasciculus of the occipito-frontalis.

OCCIPITAL NERVE, *Sub-occipital nerve*, (F.) *Première paire trachélienne* (Ch.), *Nerf occipital ou sous occipital*. It arises from the upper part of the spinal marrow by eight or ten filaments, united in two fasciculi. Thus formed, it passes between the foramen magnum and the posterior arch of the atlas; and, at this place, forms a long ganglion, afterwards dividing into two branches. Of these, the anterior, which is long and small, makes a turn above the transverse process of the atlas, and forms an anastomotic noose with a branch of the second cervical nerve. The posterior branch, larger and shorter, divides into seven or eight branches, which are distributed to the muscles of the upper and back part of the neck.

OCCIPITAL REGION, *Occiput*.

OCCIPITAL VEIN. Its roots follow exactly the course of the branches of the artery, and unite into a single trunk, which opens into the internal jugular vein, and sometimes into the external.

OCCIPITIUM; *Occiput*.

OCCIPITO-ATLOID, *Occipito-atloideus*, (F.) *Occipito-atloïdien*. That which has reference to the occiput and atlas.

OCCIPITO-ATLOD ARTICULATION is the articulation of the condyles of the occipital bone with the superior articular cavities of the atlas. It is strengthened by two ligaments; the one anterior, the other posterior, called *occipito-atloid ligaments*: the one extends from the anterior, the other from the posterior, arch of the atlas, to the corresponding portion of the circumference of the foramen magnum.

OCCIPITO-AXOID, *Occipito-axoïdeus*, (F.) *Occipito-axoïdien*. That which relates to the occipital bone and the axis or second vertebra.

OCCIPITO-AXOID ARTICULATION is the connexion of the occipital bone with the axis or second vertebra, although these bones are not really articulated, but are merely retained in apposition by three strong ligaments, the posterior of which is called the *occipito-axoid*, and the two others *odontoid*.

OCCIPITO-FRONTALIS, *Digastricus cranii*, *Epicranius*, *Frontalis et occipitalis*. The majority of anatomists call by this name the whole of the fleshy plane, with the epicranial or coronal aponeurosis, (see *Calotte*,) which covers the head from the occiput to the forehead. It is attached, by its posterior fasciculus, to the two outer thirds of the upper curved line of the occipital bone, and to the outer surface of the mastoid portion of the temporal; and, by its anterior fasciculus, it terminates at the eyebrow, where it becomes confounded with the superciliaris, pyramidalis nasi, and orbicularis palpebrarum.

The occipito-frontalis, by the contraction of its anterior fasciculus, draws forward a part of the integuments of the cranium. It wrinkles the skin of the forehead transversely, and may, also, contribute to open the eye by its decussation with the orbicularis palpebrarum. The posterior fasciculus of the muscle draws backwards a part of the skin of the cranium and assists in stretching the common aponeurosis.

OCCIPITO-MENINGEAL. That which

belongs to the occipital bone, and to the meninge or dura mater.

OCCIPITO-MENINGEAL ARTERY, in Chaussier's nomenclature, is a branch of the vertebral, given off to the dura mater at its entrance into the cranium.

OC'CIPIUT, *Occipit'ium*, *Regio occipitalis*, *In'ion*, from *ob*, and *caput*, *Opisthocra'nium*, *Opisthoceph'alon*, *Prora*, *Occip'tium*. The back part of the head, formed by the occipital bone.

OCCLU'SION, *Occlu'sio*, *Mycè*, from *occludere*, 'to shut up.' Sometimes this word signifies, simply, the transient approximation of the edges of a natural opening—the *occlusion of the eyelids*, for example; at others it is synonymous with imperforation, as *occlusion of the pupil*, *vagina*, &c.

OCCULT DISEASES, see *Latent*.

OCHEMA, *Vehicle*.

OCHETEUMATA, *Nares*.

OCHE'TOS, *Canal*.

OCHEUS, *Scrotum*.

OCHREA RUBRA, *Hæmatites*.

OCHRIASIS, *Paleness*.

OCHROMA, *Paleness*.

OCHROPYRA, *Fever, yellow*.

OCHROTOS, *Paleness*.

OCHROTYPHUS, *Fever, yellow*.

OCHTHODES, *Callous*.

OC'IMUM BASILICUM, *Basil'icum*, *Beren'daros*, *Basil'icum majus*, *B. citratum*, *Common or Citron basil*, (F.) *Basilicæ communis*. *Nat. Ord. Labiatae. Sez. Syst. Dydynamia Gymnospermia*. This herb has a fragrant odour and aromatic taste. It is used as a condiment, and has been supposed to possess nervine properties.

OCIMUM CARYOPHYLLATUM, *O. minimum*, *Small or Bush basil*. Possesses properties similar to the former. It is sometimes used as snuff.

OCREA, *Hippocampus minor*, *Shin*.

OCTANA, *Hebdomada'ria*, *Febris hebdomada'ria*, from *octo*, 'eight.' A fever whose paroxysms recur every week. A supposititious case.

OCTA'RIOUS. The eighth part of a wine-gallon. It contains sixteen fluidounces, (Ph. U. S.) to 20 fluidounces imperial measure.

OCTOPUS, *Synapheocephalus*, *Hemipages*.

OC'TUNX. A weight of eight ounces.

OCULARES COMMUNES, *Motores oculorum*—o. *Dentes*, *Canine teeth*.

OCULARIA, *Euphrasia officinalis*.

OCULI MARMARYGODES, *Metamorphopsia*—o. *Palpebrarum scabies pruriginosa*, *Ophthalmia tarsi*.

OC'ULIST, *Oculis'ta*, *Ophthalmia'ter*, *Medicus ocularius*. One who occupies himself, chiefly, with the management of diseases of the eye.

OCULISTIQUE, *Ophthalmology*.

OCULO-MUSCULAR NERVES, COMMON, *Motores oculorum*.

OCULUM MOVENS PRIMUS, *Rectus internus oculi*—o. *Movens quartus*, *Rectus inferior oculi*—o. *Movens secundus*, *Rectus externus oculi*—o. *Movens tertius*, *Rectus superior oculi*.

OCULUS, *Eye*—o. *Bovinus*, *Hydrophthalmia*—o. *Bovis*, *Chrysanthemum leucanthemum*—o. *Bubulus*, *Hydrophthalmia*—o. *Cæsius*,

Glaucoma—o. Duplex, Binoculus—o. Elephantinus, Hydrophthalmia—o. Genu, Patella—o. Lachrymans, Epiphora—o. Purulentus, Hypopyon—o. Simplex, see Monoculus—o. Typhonus, Scilla.

OCYODYNIC, Ocytotic.

OCYPH'ONUS, from *ocys*, 'quick,' and *φονος*, 'murder.' An agent that kills speedily.

OCYTOCEUS, Ocytotic.

OCYTOC'IC, *Oxytotic*, *Ocytoce'us*, *Ocytoce'ius*, *Ocyt'ocus*, *Ocyody'mic*, *Odinago'gus*, from *ocys*, 'quick,' and *τακος*, 'labour.' Any thing that expedites parturition.

OCYTOCIUS, Ocytotic.

OCYTOCUS, Ocytotic.

ODAXIS'MUS, *Odaxes'mus*, *Odontocne' sis*, *Odontocnesmus*, from *odus*, 'a tooth.' The painful itching of the gums which precedes the appearance of the teeth. Dentition.

ODES. A suffix, see Eidos.

O'DEUR, Odour.

ODIN, Pains, (labour.)

ODINAGOGUS, Ocytotic.

ODINOL'YSIS, from *odiv*, 'labour pains,' and *λυσις*, 'solution.' Mitigation of labour pains.

ODINOP'E'A, from *odiv*, 'labour pains,' and *ποιεω*, 'I make.' Agents that encourage labour pains.

ODIS, Pains, labour.

ODME, Odour.

ODONTAGOGON, Dentagra.

ODONTAGRA, from *odus*, 'a tooth,' and *αγρε*, 'a seizure.' A rheumatic or gouty pain in the teeth. Dentagra.

ODONTAL'GIA, from *odus*, 'a tooth,' and *αλγος*, 'pain.' *Odon'tia*, *Dent'ium dolor*, *Toothache*, *Odon'tia dolorosa*, *Gomphi'asis*, *Gomphi-as'mus*, *Odontody'n'ia*, (F.) *Douleur des dents*, *Fluazion sur les dents*, *Mal de dent*, *Mal d'amour*. A disease dependent upon a variety of causes affecting the cavity of the tooth; but generally owing to caries, which exposes the cavity to the action of the air, and to extraneous matters in general. Hence, the treatment consists in plugging the tooth, or destroying the sensibility of the nerve, by powerful stimulants; and, if these means fail, in extracting the tooth.

ODONTALGIA CARIOSA, Dental gangrene—o. Dentitionis, Dentition—o. Hæmodia, Hæmodia.

ODONTALGIA NERVOSA, *Neural'gia Denta'lis*.

Neuralgia of the Teeth. Characterized by periodical pain, shooting with the utmost violence along the branches of the fifth pair distributed to the affected jaw.

ODONTALGIA REMITTENS ET INTERMITTENS, Neuralgia infra-orbitaria.

ODONTALGIC, Anti-odontalgic.

ODONTAMBLYOGMUS, Hæmodia.

ODONTHEMODIA, Hæmodia.

ODONTHARPAGA, Dentagra.

ODONTHYPERÆSTHESIS, Hæmodia.

ODONTIA, Odontalgia.

ODONTIA DEFOR'MIS. Deformity of the teeth from error of shape, position, or number.—Good.

ODONTIA DENTITIONIS LACTANTIUM, see Dentition (first)—o. Dentitionis puerilis, see Dentition, (second)—o. Edentula, see Nefrendes—o. Excrescens, Epulis—o. Incrustans, Odontolithos—o. Stuporis, Hæmodia.

ODONTIASIS, Dentition.

ODONTIATER, Dentist.

ODONTIATRIA, Dentistry.

ODONTIC, Anti-odontalgic.

ODONTIT'IS, *Odontophleg'monē*, from *odus*, 'a tooth,' and *itis*, denoting inflammation. Inflammation of the teeth.

ODONTOBOTHRI'TIS, *Odontophatni'tis*, *Inflammat'io alveolo'rurum*, from *odontobothrium*, 'alveolus,' and *itis*, denoting inflammation. Inflammation of the alveoli.

ODONTOBOTHRIUM, Alveolus.

ODONTOCLA'SIS, from *odus*, 'a tooth,' and *κλασις*, 'fracture;' *Fractura den'tis*. Fracture of a tooth.

ODONTOCNESIS, Odaxismus.

ODONTOCNESMUS, Odaxismus.

ODONTODES, Odontoid.

ODONTODYNIA, Odontalgia.

ODONTOG'ENY, *Odontogen'ia*, from *odus*, *odontos*, 'a tooth,' and *γενεσις*, 'generation.' Generation or mode of development of the teeth.

ODONTOGLYPHON, Gum lancet.

ODONTOGLYPHUM, Denticulipium.

ODONTOID, *Odontoides*, *Odonto'des*, *Dentiform'is*, *Dental'is*, *Dentoideus*, *Pyrenoides*, from *odus*, 'a tooth,' and *ειδος*, 'shape,' 'resemblance.' This epithet is given to the *Processus dentatus* of the second vertebra or axis.

ODONTOID LIG'AMENTS, (F.) *Ligaments odontoides*, are two strong and short conical fasciculi, whose truncated summits embrace the sides of the odontoid process, and whose bases are fixed in the fossæ at the inner side of the condyles of the occipital bone. Their direction is obliquely outwards and slightly upwards. They enter into the composition of the occipito-axoid articulation; strengthen the junction of the head with the vertebral column, and limit the movement of rotation of the atlas on the axis.

ODONTOL'ITHOS, from *odus*, 'a tooth,' and *λιθος*, 'a stone.' A sort of incrustation, of a yellowish colour, which forms at the base of the teeth, and is called *Tartar*, *Tartarus Dentium*, *Odon'tia incrustans*, *Calculus denta'lis*, (F.) *Tartre des Dents*. It consists of seventy-nine parts of phosphate of lime; twelve and a half of mucus; one of a particular salivary matter, and seven and a half of animal substance, soluble in chlorohydric acid.

ODONTOL'OGY, *Odontolog'ia*, from *odus*, 'a tooth,' and *λογος*, 'a discourse.' An anatomical treatise of the teeth.

ODONTONECROSIS, Dental gangrene.

ODONTOPARALLAXIS, from *odus*, 'a tooth,' and *παλλαξις*, 'deviation.' Irregularity and obliquity of the teeth.

ODONTOPHATNE, Alveolus.

ODONTOPHATNITIS, Odontobothritis.

ODONTOPHYIA, Dentition.

ODONTOPRISIS, Brygmus, Stridor dentium.

ODONTOSEI'SIS, *Odontoseis'mus*, *Den'tium vacillan'tia*. Looseness of the teeth.

ODONTOSEISMUS, Odontoseisis.

ODONTOSMEGMA, Dentifrice.

ODONTOSPHACELISIS, Dental gangrene.

ODONTOSPHACELISMUS, Dental gangrene.

ODONTOSTERE'SIS, from *odus*, 'a tooth,' and *στειροσις*, 'privation.' Loss of the teeth.

ODONTOSYNERISMUS, from *odus*, 'a tooth,' and *συνερισιν*, 'to strike together.' (F.) *Claquement*. Chattering of the teeth.

ODONTOTECHNY, Dentistry.

ODONTOTHERAPIA, Dentistry.

ODONTOTRIMMA, Dentifrice.

ODORAMENTUM, Odoniferum.

ODORAT, Olfaction.

ODORATIO, Olfaction.

ODORATUS, Olfaction—o. Deperditus, Anosmia.

ODORIFERUM, from *odor*, 'odour,' and *fero*, 'I carry,' *Odonamentum*. A medicine that gives odour or flavour. A scent. A perfume.

ODOS, Way.

O'DOÛR, *Odor*, *Odmê*, *Osmê*, (F.) *Odeur*. A smell. Odours are subtle particles, constantly escaping from the surface of certain bodies. They act, in some manner, by actual contact with the nerves of the Schneiderian membrane, and give occasion to the sense of smell or olfaction.

ODOUS, Tooth.

ODYNĒ, *odyni*, 'pain,' *Dolor*, *Odyne'**ma*. A very common suffix to words; as in *Pleurodyne*.

ODYNEMA, Odyne.

ŒCONOMIA, Economy—œ. *Animalis*, Physiology.

ŒDALICUS, Œdematous.

ŒDALIUS, Œdematous.

ŒDE'MA, from *œdēw*, 'I am swollen,' *Hydron'cus*, *Œdemat'ia*, *Hydron'cus*, *Hydron'cus*, *Hydroœdē'ma*, *Hydrede'ma*, *Hydrops cellularis artuum*; *Phlegmat'ia*, *Leucophlegmat'ia*, *Ecphy'ma œdemat'icum*, (F.) *Œdème*, *Œdématie*, *Enflure*. Swelling produced by the accumulation of a serous fluid in the interstices of the cellular texture. This swelling is soft; yields under the finger; preserves the impression for some time, and is pale and without pain. It presents the same characters as anasarca, which is general œdema. Its etiology and treatment are also the same. See *Anasarca*.

ŒDEMA ACUTUM, see *Anasarca*.

ŒDE'MA ARSENICA'LIS. The swelling of the eyelids and face, induced by continued use of the preparations of arsenic.

ŒDEMA CALIDUM, see *Anasarca*—œ. *Capitis*, *Hydrocephalus externus*.

ŒDE'MA CER'E'BRI, (F.) *Œdème du cerveau*. Œdema of the brain. A condition of the cerebral pulp, in which there is an infiltration of serous fluid into it, so that it appears more moist or watery than common; and, when sliced or pressed, small drops of water are seen to ooze out.

ŒDEMA, COMPACT, Induration of the cellular tissue—œ. *Cruentum*, *Suggillation*—œ. *Febrile*, see *Anasarca*—œ. *Fugax*, *Anathymiasis*—œ. *Hystericum*, *Anathymiasis*.

ŒDEMA OF THE GLOTTIS, *Œdematous Laryng'itis*, *L. submucosa seu œdemato'sa seu sero-purulent'a*, *Œde'ma glot'tidis*, *Hydrops glot'tidis*, *Angi'na aquosa*, *A. laryng'e'a œdemato'sa*, *Submucous Laryng'itis*, *Œdem'atous angi'na*, (F.) *Laryngite œdémateuse*, *L. œdémateuse et sero-purulente*, *L. sus-glottique*, *L. sous-muqueuse*, *Angine laryngée œdémateuse*, *Œdème de la glotte*. A disease consisting of serous or sero-purulent infiltration into the submucous tissue of the glottis. The symptoms resemble those of croup; but the disease attacks the adult rather than the child. The age is, indeed, a principal means of diagnosis between the two affections.

The disease is almost always fatal. The treatment has to vary according to the accompanying general symptoms.

ŒDEMA LACTEUM, *Phlegmatia dolens*.

ŒDEMA OF THE LUNGS, *Œde'ma pulmo'nium*, *Pneumoch'y'sis*, *Pneumœde'ma*, *Hydrops Pulmo'nium*, *Hydropneumo'nia*, *Anasar'ca Pulmo'nium*, (F.) *Œdème du poumon*. *Œdème* has so called the infiltration of serum into the tissue of the lung, carried to such an extent as to diminish its permeability to air. It is not an uncommon sequela of pneumonia, and the major exanthemata. The respiration is laborious; the respiratory murmur scarcely perceptible, although the thorax is largely expanded, and there is a slight *râle crepitant*, particularly at the base and inferior part of the lung. The sound on percussion is clear, and on both sides equally so. The cough is attended with aqueous expectoration. In some cases the respiration becomes puerile in a small portion of the summit of the lung.

ŒDEMA PALPEBRARUM, *Hydroblepharon*—œ. *Puerperarum*, *Phlegmatia dolens*—œ. *Pulmonum*, *Œdema of the lungs*—œ. *Pulmonum chronicum*, *Hydropneumonia*—œ. *Scroti aquosum*, *Oschydrœdema*—œ. *Scroti cruentum*, *Œschmâtœdema*—œ. *Scroti purulentum*, *Oschœopyœdema*—œ. *Scroti urinosum*, *Urocele*—œ. *Spasticum*, *Anathymiasis*—œ. *Uvulæ*, *Staphylœdema*.

ŒDEMATIA, Œdema.

ŒDEMATIE, Œdema.

ŒDEMATOSARCA, Œdemosarca.

ŒDEMATOSCHŒOCE'LE, *Œdemoschœocele*, *Oschœocele'le œdemat'ica*. *Oschœocele* with œdema of the scrotum.

ŒDEMA'ATIOUS, *Œdemato'sus*; *Œdemat'icus*, *Œdemato'des*, *Œdal'ius*, *Œdal'icus*, *Œdem'atous*. Affected with œdema.

ŒDÈME, *Œdema*—œ. *du Cerveau*, *Œdema cerebri*—œ. *Doloureux des femmes en couche*, *Phlegmatia dolens*—œ. *des Nouvelles accouchées*, *Phlegmatia dolens*—œ. *actif des Nouvelles accouchées*, *Phlegmatia dolens*—œ. *de la Glotte*, *Œdema of the glottis*—œ. *de la Glotte*, *Angina œdematosa*—œ. *du Tissu cellulaire des nouveau-nés*, *Induration of the cellular tissue*.

ŒDEMOSAR'CA, *Œdematosar'ca*. A species of tumour mentioned by M. A. Severinus, which holds a middle place between œdema and sarcoma.

ŒDEMOSCHŒOCELE, *Œdematoschœocele*.

ŒIL, Eye—œ. *de Bœuf*, *Anthemis tinctoria*—œ. *Double*, *Binoculus*—œ. *de Lièvre*, *Lagophthalmus*—œ. *Simple*, see *Monoculus*.

ŒILLET GIROFLÉE, *Dianthus caryophyllus*.

ŒILLIÈRE, *Scaphium oculare*.

CENANTHÈ, *Œ. crocata*, *Œ. chærophylli fo'liis*, *Hemlock dropwort*, *Hemlock water-dropwort*. *Nat. Ord. Umbelliferae*. *Sex. Syst.* *Pentandria Digynia*. A violent poison of the acro-narcotic class. Its juice has been recommended in certain cutaneous diseases; but it is scarcely ever used. It is employed in fomentations.

CENANTHÈ PHELLANDRIUM, *Phellandrium aquaticum*.

CENELÆ'ON, from *οινος*, 'wine,' and *ελαιον*,

'oil.' A mixture of oil and wine.—Galen. Also, rectified spirit or alcohol.

ŒNOGALA, *οινογάλα*, from *οίνος*, 'wine,' and *γάλα*, 'milk,'—'a mixture of wine and milk.' According to some, wine as warm as new milk.

ŒNOGARON, *Garum vino mistum*. Wine mixed with garum.—Aëtius.

ŒNOIDES, Vinous.

ŒNOMANIA, Delirium tremens.

ŒNOMEL, *Œnom'eli*, from *οίνος*, 'wine,' and *μέλι*, 'honey.' *Mel vino'sum*, *Mulsum vino'sum*. Honey wine. Wine mead.

ŒNOPHLYGIA, Temulentia.

ŒNOPHLYXIS, Temulentia.

ŒNOS, Wine.

ŒNOSTAGMA, Spiritus vini rectificatus.

ŒNOTHERA BIENNIS, *Œ. Mollis'sima*, *Evening Primrose*, *Tree Primrose*, *Primrose tree*, *Scabish*. An indigenous plant, common on the borders of fields, and in natural hedges. *See Syst.* Octandria Monogynia. Its properties are mucilaginous and slightly acrid. A decoction has been used in cases of infantile and other eruptions.

ŒSOPHAGEAL, *Œsophage'us*, (F.) *Œsophagien*. Relating or belonging to the œsophagus.

ŒSOPHAGEAL APERTURE OF THE DIAPHRAGM, (F.) *Ouverture œsophagienne du diaphragme*. An opening in the diaphragm for the passage of the œsophagus.

ŒSOPHAGEAL APERTURE OF THE STOMACH. A name given to the superior or cardiac orifice of the stomach, to distinguish it from the inferior or pyloric.

ŒSOPHAGEAL MUSCLE, *Œsophage'us*. Some anatomists have given this name to the transverse muscular fibres which surround the œsophagus at its upper extremity.

ŒSOPHAGEAL TUBE, *see Tube*, œsophageal.

ŒSOPHAGEURYSMA, *Œsoph'agus succenturiatus*, from *αισοφαγος*, 'the œsophagus,' and *αισσομα*, 'dilatation.' Dilatation of the œsophagus.

ŒSOPHAGIALGIA, *Œsophagismus*.

ŒSOPHAGIARCTIA, *Dysphagia contracta*.

ŒSOPHAGIEN, (muscle,) *Constrictor œsophagi*.

ŒSOPHAGISMUS, *Œsophagis'mum*. A name given by Vogel to spasm of the œsophagus, *Dysphagia spasmodica*, *D. Spas'tica*, *Œsophaguspasm'us*, *D. Nervosa*, *Strictura œsoph'agi spasmodica*, *Œsophagial'gia*, *Tenes'mus Gulae*, (F.) *Tenesme de l'œsophage*. By some used synonymously with œsophagitis, dysphagia, and contraction of the œsophagus.

ŒSOPHAGITIS, *Inflammation of the œsophagus*,—*Angi'na œsophag'ea*, *Cyanan'ché œsophag'ea*, *Dysph'agia inflammato'ria*, *Inflammatio œsoph'agi*, *I. Gulae*, (F.) *Angine œsophagienne*.

ŒSOPHAGODYNIA, from *αισοφαγος*, 'the œsophagus,' and *οδύνη*, 'pain.' Pain in the œsophagus.

ŒSOPHAGOPATHIA, *Morbis Œsoph'agi*, from *αισοφαγος*, 'the œsophagus,' and *πάθος*, 'disease.' A morbid condition of the œsophagus.

ŒSOPHAGOPLEGIA, *Dysph'agia paralyt'ica*, from *αισοφαγος*, 'the œsophagus,' and *πληγη*, 'a stroke.' Paralysis of the œsophagus.

ŒSOPHAGORRHAGIA, from *αισοφαγος*, 'the œsophagus,' and *ράγη*, 'a rupture.' Hemorrhage from the œsophagus.

ŒSOPHAGORRHŒA, from *αισοφαγος*, 'the œsophagus,' and *ρεω*, 'I flow.' Discharge of blood or mucus from the œsophagus.

ŒSOPHAGOSPASMUS, from *αισοφαγος*, 'the œsophagus,' and *σπασμος*, 'spasm.' Spasm of the œsophagus.

ŒSOPHAGOTOMY, *Œsophagotom'ia*, from *αισοφαγος*, 'the œsophagus,' and *τομειν*, 'to cut.' An incision made into the œsophagus for the purpose of extracting foreign bodies from it.

ŒSOPHAGUS, from *αιω*, 'I carry,' and *φαγω*, 'I eat;' *Gula*, *Fistula œs'al'is*, *Via stom'achi et ventris*, *Fis'tula vel Infundib'ulum Ventric'uli*, *Glutrus*. The *Gullet*. A musculo-membranous canal, cylindrical, and depressed from before to behind, which extends from the inferior extremity of the pharynx to the upper orifice of the stomach. At its origin, it is situated in the median line; but, beneath the larynx, it deviates to the left, and in the chest experiences different inflections. In its cervical portion, it corresponds, behind, with the spine; before, with the larynx and trachea; and, at the sides, it is close to the primitive carotids, internal jugular veins, par vagum, recurrent nerves, &c. In its inferior or thoracic portion, the œsophagus is entirely contained in the posterior mediastinum; and enters the abdomen through the œsophageal aperture of the diaphragm. The œsophagus is composed of a very strong muscular layer, sometimes called *Tunica vaginalis gulae*; formed, itself, of two sets of fibres, the external being generally longitudinal, the internal transverse or annular. 2. Of a mucous membrane which is soft, fine, thin, and white, especially at its lower part. It is continuous, above, with the mucous membrane of the pharynx. The mucous follicles, found beneath it, are not numerous, and have been called *Œsophageal glands*. The arteries of the œsophagus proceed, in the neck, from the thyroid; in the chest, from the bronchial arteries and directly from the aorta;—in the abdomen, from the inferior phrenic, and coronaria ventriculi. Its veins empty themselves into the inferior thyroid, the vena cava superior, the internal mammary, azygos, bronchial, phrenic, and coronaria ventriculi. Its lymphatics pass into the ganglia surrounding it. Its nerves are afforded by the pharyngeal and pulmonary plexuses: by the cardiac nerves; the thoracic ganglia, and, especially, by the pneumogastrics and their recurrent branches.

ŒSOPHAGUS SUCCENTURIATUS, *Pharyngocele*.

ŒSTROMANIA, *Nymphomania*.

ŒSTRUM, *Clitoris*.

ŒSTRUM VENERIS, *Œstrum venereum*, *Œstrus venereus*; from *αιστρος*, *œstrus*, 'a violent impulse or desire.' A vehement desire for sexual intercourse. With some, *œstrum* signifies *Clitoris*.

ŒSYPPUS, from *αις*, 'a sheep,' and *συπος*, 'dirt' [?]. The greasy matter of unwashed wool; formerly employed in friction in diseased joints.

ŒUFS, *Ova*.

OFFICE, PHYSICIAN'S or SURGEON'S, *Iatrimon*.

OFFICINA, *Pharmacopolium*.

OFFICINAL, *Officina'lis*, from *officina*, 'a shop.' An epithet for medicines found in the shop of the apothecary, ready prepared—*usua'lia*; in opposition to *magistral* or *extemporaneous*,—those prepared after the prescription of the physician.

OFFIUM, Affion, Opium.

OFFSPRING, Epigone.

OFFUSCATIO, Amaurosis.

OGLA, Oogala.

OGNON, a Corn—*o. Marin*, Scilla.

OHI'O, MINERAL WATERS OF. *Yellow Spring* is a chalybeate, situate in Green county, 64 miles from Cincinnati. It is sometimes frequented.

OIE, *Sorbus domestica*.

OIGNON, *Allium cepa*.

OIL, *Oleum*, *Elæon*, (F.) *Huile*; from *elaia*, 'the olive.' A collective name, under which two classes of fluids are included, very different from each other: those belonging to the one class, are viscid; mawkish or almost insipid; those of the other are nearly devoid of viscosity, and are caustic and very volatile. The former are called *fat* or *fixed oils*; the latter *volatile* or *essential oils*, or *essences*.

OIL OF ALMONDS, *Oleum amygdalarum*—*o.* of Amber, rectified, see *Succinum*—*o.* Animal, *Oleum animale*—*o.* Animal, of Dippel, *Oleum animale Dippelii*—*o.* of Bay, *Daphnelæon*—*o.* of Bays, *Oleum laurinum*—*o.* and Beeswax, *Unguentum cera*—*o.* of Benjamin or Benzoin, *Oleum benzoini*—*o.* Benne, see *Sesamum orientale*.

OIL, BRITISH. An empirical preparation often used in cases of sprains.

A committee of the Philadelphia College of Pharmacy recommend the following form for its preparation.—*Ol. Terebinth. Ol. Lini. usitatiss. aa. f. ℥viiij, Ol. Succini. Ol. Juniper. aa. f. ℥iv, Petrol. Barbadosens. f. ℥iiij, Petrol. American. (Seneca Oil), f. ℥j.*

OIL OF CACAO, Butter of Cacao—*o.* of the Cashew nut, see *Anacardium occidentale*—*o.* Castor, see *Ricinus communis*—*o.* of Chabert, *Oleum animale empyreumaticum Chaberti*—*o.* of Cinnamon, see *Laurus cinnamomum*—*o.* of Cloves, *Eugenia caryophyllata*—*o.* Codliver, *O. Jecoris aselli*—*o.* of Cubebs, see *Piper cubeba*—*o.* of Cypress, *Cyprinum oleum*—*o.* of Dill, see *Anethum graveolens*—*o.* Dippel's, *Oleum animale Dippelii*—*o.* of Egg, see *Ovum*—*o.* Ethereal, *Oleum Æthereum*—*o.* Flaxseed, see *Linum usitatissimum*.

OIL, FUSEL, *Fousel oil*, *Potato oil*. An acrid volatile oil, formed in the manufacture of potato brandy, and which is not easily separable from it. Its chemical constitution is analogous to that of alcohol. It exhales a powerful and peculiarly suffocating odour. S. g. .818. In small doses, it is highly stimulating,—acting like narcotics in general. In large doses it destroys the mucous membranes of the stomach.

OIL, HÆRLEM. An empirical preparation supposed to consist chiefly of petroleum, turpentine, and balsam of sulphur. Used internally in renal and rheumatic affections.

OIL, KRUMHOLZ, see *Pinus mughos*—*o.* of Lemons, see *Citrus medica*—*o.* Lily, see *Lilium candidum*—*o.* of Mucilages, *Oleum e mucilagibus*—*o.* Neatsfoot, *Oleum bubulum*—*o.* of Nicodemus, *Nicodemi oleum*—*o.* of Nutmegs, see *Myristica moschata*—*o.* Olive, *Oleum olivæ*—*o.* Palm, see *Cocos butyracea*—*o.* Paper, Py-

rothonide—*o.* of Pennyroyal, see *Hedeoma pulegioides*—*o.* of Pike, *Oleum lucii piscis*—*o.* Rock, *Petrolæum*—*o.* Potato, Oil, *Fusel*—*o.* Rag, *Pyrothionide*—*o.* of Roses, see *Rosa centifolia*—*o.* of Rue, *Peganelæon*; see *Ruta*—*o.* of Spike, *Oleum terebinthinæ*—*o.* of St. John's Wort, see *Hypericum perforatum*—*o.* Salad, *Oleum olivæ*—*o.* of Scorpion, see *Scorpion*—*o.* Sulphuretted, *Balsamum sulphuris simplex*—*o.* of Tartar, *Liquor potassæ subcarbonatis*—*o.* of Turpentine, *Oleum terebinthinæ*—*o.* of Turpentine, rectified, *Oleum terebinthinæ rectificatum*—*o.* of Vitriol, *Sulphuric acid*—*o.* of Wine, *Oleum æthereum*.

OILS, ANIMAL, *Olea animalia*—*o.* Distilled, *Olea volatilia*—*o.* Empyreumatic, *Olea empyreumatica*—*o.* Essential, *Olea volatilia*—*o.* Ethereal, *Olea volatilia*—*o.* Expressed, *Olea fixa*—*o.* Fatty, *Olea fixa*—*o.* Fixed, *Olea fixa*—*o.* Fugacious, *Olea fugacia*—*o.* Medicinal, *Olea medicinalia*—*o.* Volatile, *Olea volatilia*.

OILNUT, *Juglans cinerea*.

OILY GRAIN, *Sesamum orientale*.

OINTMENT, *Unguentum*—*o.* of Antimony, tartarized, *Unguentum antimonii tartarizati*—*o.* Basilicon, *Unguentum resinæ*—*o.* Bay, *Unguentum laurinum*—*o.* Blister, *Cerate of cantharides*—*o.* Blistering, green; *Unguentum lyttæ medicatum*—*o.* Blistering, milder, *Unguentum lyttæ*—*o.* Blistering, yellow, *Unguentum lyttæ medicatum aliud*—*o.* Blue, *Unguentum hydrargyri*—*o.* Citrine, *Unguentum hydrargyri nitratis*—*o.* of Creasote, *Unguentum creasoti*—*o.* Cyrillo's, *Unguentum muriatis hydrargyri oxygenati medicatas*—*o.* Digestive, simple, *Unguentum digestivum simplex*—*o.* Edinburgh, see *Unguentum veratri*—*o.* Elder, *Unguentum sambuci*—*o.* of Elemi, *Unguentum elemi compositum*—*o.* for the Eyes, (Smellome's,) see *Ceratum resinæ*—*o.* Golden, *Unguentum hydrargyri nitrico-oxidi*—*o.* Golden, Singleton's, see Singleton's golden ointment—*o.* Goulard's, *Ceratum plumbi compositum*—*o.* Green, *Unguentum sambuci*—*o.* Hellebore, white, *Unguentum veratri*—*o.* of Hydrodate of potass, *Unguentum potassæ hydriodatis*—*o.* of Iodine, *Unguentum Iodini*—*o.* of Iodine, compound, *Unguentum Iodini compositum*—*o.* Itch, *Unguentum sulphuris compositum*—*o.* Itch, Bateman's, see *Unguentum sulphuratum alcalinum ad scabiem*—*o.* Itch, Bailey's, see *Unguentum sulphuratum ad scabiem*—*o.* Itch, Helmerick's, *Unguentum sulphuratum alcalinum ad scabiem*—*o.* Issue, Dr. Physick's, see *Unguentum lyttæ medicatum aliud*—*o.* of white oxide of Lead, *Unguentum oxidi plumbi albi*—*o.* of Lydia, *Bacaris*—*o.* Marshmallow, *Unguentum de Althæâ*—*o.* Mercurial, *Unguentum hydrargyri*—*o.* of nitrate of Mercury, *Unguentum hydrargyri nitratis*—*o.* of gray oxide of Mercury, *Unguentum oxidi hydrargyri cinereum*—*o.* of nitric oxyd of Mercury, *Unguentum hydrargyri nitrico-oxydi*—*o.* of Nitrous acid, *Unguentum acidi nitrosi*—*o.* Plunkett's, for cancer, *Plunkett's ointment*—*o.* red Precipitate, *Unguentum hydrargyri nitrico-oxydi*—*o.* of white Precipitate, *Unguentum hydrargyri præcipitati albi*—*o.* Resin, *Ceratum resinæ flavæ*—*o.* Resin, black, *Unguentum resinæ nigre*—*o.* of Rosewater, *Unguentum aquæ rosæ*—*o.* Soldier's, *Martiatum unguentum*—*o.* of Spanish flies, *Cerate of Cantharides*, *Unguentum lyttæ*—*o.* Spermaceti, *Unguentum cetacei*—*o.* of

Stramonium, Unguentum stramonii—o. of Subacetate of copper, Unguentum subacetatis cupri—o. of Sugar of lead, Unguentum plumbi superacetatis—o. Sulphur, Unguentum sulphuris—o. Sulphur, compound, Unguentum sulphuris compositum—o. Tar, Unguentum picis liquidæ—o. Tobacco, Unguentum Tabaci—o. Tutty, Unguentum oxidi zinci impuri—o. Verdigris, Unguentum subacetatis cupri—o. Wax, Unguentum ceræ—o. White, Unguentum oxidi plumbi albi—o. Zinc, Unguentum zinci—o. of impure oxide of Zinc, Unguentum oxidi zinci impuri.

OIOCALYMMA, *Oiocalyptum*; from *ωιον*, 'egg,' and *καλυπτειν*, 'to cover;' *Membra'na O'vuli cortica'lis*. The membrane of the egg-shell.

OLD AGE, Senectus.

OLD MAN, Artemisia abrotanum.

OLD WIFE'S SHIRT, Liriodendron.

OLEA ANIMA'LIA, *Animal oils*, (F.) *Huiles animales*. A name given to fixed oils, holding in solution the mucilaginous and gelatinous principles of certain animals, as the *Oil of frogs*, *Oil of scorpions*, *Oil of spiders*, &c. Sometimes, also, the term *animal oils* is given to empyreumatic oils, produced during the decomposition of animal substances by heat.

OLEA DESTILLATA, O. volatilia.

OLEA EMPYREUMAT'ICA, *Empyreumatic oils*, (F.) *Huiles empyreumatiques*. Oils which have an empyreumatic or burnt smell. They are obtained by treating vegetable or animal matter by heat, in close vessels. They do not exist in organized bodies, but are formed during their decomposition by fire. The animal oil of Dippel is an empyreumatic oil.

OLEA EUROPE'A, *Oli'va*, (*Olea sativa*). The *Olive tree*, *ελαια*, *Ela'ia*, (F.) *Olivier*, (Fruit) *Olive*. *Nat. Ord.* Jasminææ. *Sex. Syst.* Diandria Monogynia. The fruit of the olive tree, when pickled, is extremely grateful to some stomachs. Olives, as met with in the shops, are prepared from the green, unripe fruit, repeatedly steeped in water. To this, some quicklime or alkaline salt is added, and afterwards, they are washed and preserved in a pickle of common salt and water. From this fruit is prepared the *Olive oil* or *Salad oil* of the Pharmacopœias, which is obtained by grinding and pressing the olives, when thoroughly ripe. The finer and purer oil issues first by gentle pressure, and the inferior sort on heating what is left and pressing it more strongly. See *Oleum Olivæ*. In Calabria, an odorous resin exudes from its trunk, which is employed as a perfume by the Neapolitans.

A gum flows from certain wild olives, in warm countries, which consists, according to Pelletier, of a resin; a little benzoic acid, and a peculiar substance, called *Olivile*. It is in yellow masses, of a slightly acid taste, and of a vanilla smell. It is called *Oleæ gummi*, O. *resina*, and O. *balsamum*, (F.) *Gomme olivier*, and is esteemed astringent and detersive.

OLEA FIXA VEL PIN'GUIA, *Express'ed oils*, *Fixed oils*, *Fatty oils*, (F.) *Huiles fixes* ou *grasses*. All the oils obtained from the seeds or pericarps of vegetables, without distillation, and which are viscid, but slightly odorous and sapid; lighter than water, and insoluble in alcohol. The rancidity of oils depends on the absorption of oxygen, and, therefore, they

should be kept in bulk as much as possible; and in narrow-necked bottles, so that a very small surface only can be exposed to the air. All the fixed oils are emollient, and, in a certain dose, they act as purgatives and emetics. They are prepared by expressing the fruit or seed containing them.

OLEA FUGA'CIA, *Fuga'cious oils*, (F.) *Huiles fugaces*. A name given to oils which are so volatile that, in order to obtain them, recourse must be had to a different process from that employed for other essential oils. Such are the oils of jessamine, lily, violet, &c.

OLEA MEDICINA'LIA, *Medic'inal oils*, (F.) *Huiles Medicinales*. A name given to oils, prepared by macerating, infusing, or boiling medicinal substances in olive or any other fixed oils. These oils may then be regarded as oily solutions of certain medicinal substances; whence they can never be simple. They have, however, been divided into *simple* and *compound medicinal oils*. To the former belong the *Oils of St. John's wort*, of the *Solanum nigrum*, &c.; to the other—which have often been called *Oily balsams*, (F.) *Baumes huileux*,—the *Balsams of Fioraventi*, Metz, &c. Medicinal oils are, almost always, employed externally.

OLEA VOLATIL'IA, *Olea destillata*, *Volatile oils*, *Ethero'lea*, *Ethe'real oils*, *Essential oils*, *Distill'ed oils*, *Es'sences*, (F.) *Huiles volatiles*, *H. essentielles*. Oils found in aromatic vegetables, and in every part of them, except in the interior of the seeds. The majority are obtained by distillation; but some by expression. They possess unctuousity, inflammability, and viscosity, like the fixed oils; but they are generally odoriferous, pungent, and acrid. The greater part are lighter than water; but some are heavier, and congeal at a moderate temperature. They dissolve, in small quantity, in distilled water, by simple agitation. Almost all are soluble in alcohol. The odour and taste are the usual tests of their goodness. To preserve them, they should be kept in a cool place, in small bottles quite full and well corked. Volatile oils are possessed of the aromatic properties of the plants whence they are obtained. They are all, when applied externally, stimulant and rubefacient.

OLEAG'INOUS, *Oleagino'us*, *Oleo'sus*. Oily; containing oil,—as 'an oleaginous or oily mixture.'

OLEA'MEN, *Oleamentum*. Any soft ointment prepared of oil.—Scribonius.

OLEANDER, *Rhododendron chrysanthemum*.

OLECRANARTHRTIS, from *ωλεκρανον*, 'the olecranon,' *αρθρον*, 'joint,' and *itis*, denoting inflammation. Inflammation of the elbow joint.

OLECRANOID CAVITY, see *Ulna*.

OLECRANON, *Olecranon*, *Olecranium*, *Olecranon mobile*; from *ωλενη*, 'the elbow,' and *κρανον*, 'the head.' *Acrole'non*, *Additamentum neca'tum*, *Ancon*, *Proces'sus anconeus*, *Glans* seu *Coro'na* seu *Coro'na posterior* seu *Additamentum unca'tum Ulnæ*, *Vertex Cu'biti*, *Patell'a fixa*, *Rostrum externum* seu *posteriorius*, *Top of the cubit*. Head or projection of the elbow. A large process at the upper extremity of the ulna, on which we lean. When this process is fractured, it is apt to be drawn up by

the triceps; and much care is required to keep the parts in apposition.

OLECRANARTHROCACÉ, from *ωλεον*, 'the elbow,' *κεφαλον*, 'the head,' and *arthrocace*. A name given by Rust to inflammation of the articular surfaces of the elbow.

OLENE, Ulna.

OLEO-CERATUM AQUA SUBACTUM, Ceratum Galeni.

OLEO-SACCHARUM, Elæo-saccharum.

OLEOSUS, Oleaginous.

OLETTE, MINERAL WATERS OF. At Olette, in the department Pyrénées Orientales, is a thermal spring, which raises the thermometer to 190° Fahr. It is the hottest in France.

OLEUM, Oil—*o.* Abietis; see *Pinus picea*—*o.* Absinthii, *Artemisia absinthium*, (oil of)—*o.* Acusticum, *Huile acoustique*.

OLEUM ÆTHE'REUM, *Æth' real oil* (formed in the distillation of ether,) *Oleum vini*, *Oil of wine*, (F.) *Huile douce de vin*. A peculiar oleaginous matter, obtained by continuing the distillation, after the whole of the sulphuric ether has passed over in the process for the preparation of the latter. It is used only as an ingredient in the compound spirit of ether.

OLEUM AMMONIATUM, *Linimentum ammoniæ fortius*.

OLEUM AMYGDALARUM, *Oleum amygdalæ*, *Oil of Almonds*, (F.) *Huile d'amandes*. (Expressed from both sweet and bitter almonds, *Amygdalus communis*. ʒxvj of almonds yield ʒy of oil.) It is inodorous, insipid, and of a pale straw colour, and is employed as a demulcent and emollient.

OLEUM ANACARDII, see *Anacardium occidentale*.

OLEUM ANIMALĒ, *Animal oil*, (F.) *Huile animale*. An oil, obtained by the decomposition of the immediate principles of animals, subjected to the action of heat. It is fetid, and always contains a certain quantity of subcarbonate of ammonia. See *Olea Empyreumatica*. The name *animal oil* is sometimes also given to the fat contained in the fatty vesicles. The composition of this fat does not, indeed, differ from that of the fixed oil.

OLEUM ANIMALĒ DIPPĒLII, *Animal oil of Dippel*, *Oleum cornu cervi*, *O. C. C. rectificatum*, *Animal oil*, *Dippel's oil*, *Oleum pyro-animalē depuratum*, *O. animalē æth'ereum*, *Pyro-leum os'sium rectificatum*, (F.) *Huile animale de Dippel*, *Huile de corne de cerf*, is obtained by distilling animal matters, especially hartshorn, on the naked fire. The subcarbonate of ammonia, which it contains, renders it partly soluble in water, and communicates to it the stimulant properties for which it is used in medicine. It is employed as an antispasmodic.

OLEUM ANIMALĒ EMPYREUMATICUM CHABERTI, *O. Empyreumaticum Chaberti*, *Empyreumatic oil of Chabert*, *Oil of Chabert*, is made by adding one part of *animal oil* to three parts of *oil of turpentine*, leaving them to combine for four days, and then distilling three parts. An effective anthelmintic. Dose, a teaspoonful three times a day.

OLEUM ANIMALIZATUM PER INFUSIONEM, (F.) *Huile animalisée par infusion*, *Huile aromatique*, *H. de petits chiens*. A preparation, formerly esteemed tonic and cephalic. It was obtained by boiling new-born puppies in oil, first

depriving them of their blood, skin, and intestines. When the decoction was cold, onion, thyme, pennyroyal, St. Johns-wort, & marjoram were added.

OLEUM ANISI, see *Pimpinella anisum-Aurantii*, see *Citrus aurantium*—*o.* *Balanita Guilandina moringa (oleum)*—*o.* *Balsami, Amyris opobalsamum*.

OLEUM BENZOINI, *Oil of Benzoin* or *Benzoin*. An oil obtained by heating, in a water bath, the matter which remains after benzoin acid has been separated from benzoin by aid of heat. It has been regarded as balsam and sudorific.

OLEUM BERGAMII, see *Bergamote*.

OLEUM BU'BUSULUM, *Neats-foot oil*. The prepared from the bones of *Bos Domesticus*. is obtained by boiling in water for a long time the feet of the ox, previously deprived of hoof. It is introduced into the official list of the Ph. U. S. as an ingredient of the ointment of nitrate of mercury.

OLEUM CACAO SPISSATUM, *Butter of cacao*—*o.* *Cajuputi*, *Caieput (oil)*—*o.* *Camphoratum*, *Linimentum camphoræ*—*o.* *Cari seu Carui*, *Caryum (oleum)*—*o.* *Caryophylli*, see *Eugenia caryophyllata*.

OLEUM CEDRINUM, *Essentia de cedro*, (*I Huile de cédrat*). The oil of the peel of citron, obtained in Italy in a particular manner, without distillation.

OLEUM CHABERTI, *O. animalē empyreumaticum Chaberti*—*o.* *Chenopodii*, see *Chenopodium anthelminticum*—*o.* *Cicinum*, see *Ricinus communis*—*o.* *Cinnamomi*, see *Laurus cinnamomum*—*o.* *Cornu cervi*, *O. animalē Dippelii*—*o.* *Cubebæ*, see *Piper cubebæ*—*o.* *Euphorbia lathyridis*, see *Euphorbia lathyris*—*o.* *Fixum nukum cocos butyracæ*, see *Cocos butyracæ*—*o.* *Feniculi*, see *Anethum*—*o.* *Gabianum*, *E. trolæum*—*o.* *Gallinæ*, *Alkalæ*—*o.* *Gaultherii*, see *Gaultheria*—*o.* *Hedeomæ*, see *Hedeoma pterigidiosum*—*o.* *Hyperici*, see *Hypericum perforatum*—*o.* *Infernale*, *O. Ricini*.

OLEUM JECORIS ASELLI, *O. Mor'rhuæ*, *Jecino'ris Aselli*, *Coaliver Oil*, (F.) *Huile morue*. The animal oil, which appears under this name in commerce, is obtained from several of the species belonging to the genus *Gadus*. The clearest sorts are generally used. It appears to have no sensible effects upon the economy; but has been given in strumous affections, rheumatism, chronic cutaneous disease and tumours of the mamma. The dose for an adult is from f. ʒij to f. ʒiiss.

OLEUM JUNIPERI, see *Juniperis communis*—*o.* *de Kervâ*, see *Ricinus communis*—*o.* *Kervanum*, see *Ricinus communis*.

OLEUM LAURINUM, *Oleum lauri*, *Oil of bay*. An oil obtained from bayberries, and sometimes used in sprains and bruises, unattended with inflammation.

OLEUM LAURINUM, *Daphnelæon*, *Unguentum L.*—*o.* *Lavendulæ*, see *Lavendula*—*o.* *Lentiscinum*, *Schinæon*—*o.* *Limonis*, see *Citrus medica*—*o.* *Lini*, see *Linum usitatissimum*—*Lini cum calce*, *Linimentum aquæ calcis*.

OLEUM LUCII PISCIS, *Oil of Pike*. From the liver of the *Esoc lucius* an oil is spontaneously separated, which is used in some countries to destroy specks on the cornea.

OLEUM MALABATHRI, see *Malabathrum-Mariæ*, see *Fagara octandra*—*o.* *Melaleucæ le*

codendri, Caleput (oil)—o. *Mentha piperita*; see *Mentha piperita*—o. *Mentha viridis*, *Mentha viridis*—o. *Monarda*; *Monarda punctata*—o. *Morrhua*, *O. jecoris aselli*.

OLEUM E MUCILAGINIBUS, *Oil of Mucilages*. (*Rad. althææ* *reo. liss. sem. lini, sem. fœnu-græci*, *ãã* ζ ij, *aqua* *Oij*. Boil for half an hour; add *ol. oliv. Oiv*; continue the boiling till the water is nearly consumed, and pour off the oil.) Emollient.

OLEUM MYRISTICÆ, see *Myristica moschata*—o. *Neroli*, see *Citrus aurantium*.

OLEUM OLIVÆ, *O. oliværum*, *Olive oil*, *Sa-lad oil*. An inodorous, insipid, and transparent oil; obtained by expression from the olive, when ripe. It is demulcent and emollient,—possessing the qualities of the fixed oils in general.

An inferior kind, obtained by boiling olives in water, and skimming the oil from the surface, is also used in Pharmacy. See *Olea Europæa*.

OLEUM OMPHACINUM, *Omotribes*—o. *Origanum*, see *Origanum*—o. *Oxydi cupri viride*, *Balsam green*, of *Metz*—o. *Palma*, see *Cocos butyracea*—o. *Palma liquidum*, see *Ricinus communis*—o. *Petræ*, *Petrolæum*—o. *Petræ album*, *Naphtha*—o. *Picinum*, *Brutia*, *Pisselæum*—o. *Pimentæ*, see *Myrtus pimenta*—o. *Pini purissimum*, *O. terebinthinæ rectificatum*—o. *Pulegii*, see *Mentha pulegium*—o. *Pyro-animale*, *O. animale Dippelii*—o. *Ricini*, see *Ricinus communis*—o. *Rosæ*, see *Rosa centifolia*—o. *Rosarum*, *Rhodelæon*—o. *Rutaceum*, *Peganelæon*—o. *Rosmarini*, see *Rosmarinus*—o. *Rutæ*, see *Ruta*—o. *Sabine*, see *Juniperus Sabina*—o. *Sassafras*, see *Laurus Sassafras*—o. *Sesami*, see *Sesamum orientale*—o. *Sinapis*, see *Sinapis*—o. *Spicæ vulgaris*, *O. terebinthinæ*—o. *Succini*, see *Succinum*—o. *Succini rectificatum*, see *Succinum*.

OLEUM SULPHURATUM, *Balsamum sulphuris simplex*, *Sulph'urated oil*. (*Sulphur. lot. ℥ij*, *olivæ olei lbj*. Heat the oil in a large iron pot, and throw in the sulphur by degrees; stirring the mixture after each addition till they unite.) It is stimulating, and was formerly much used in coughs, asthma; &c., and, externally, to foul ulcers.

OLEUM TARTARI PER DELIQUIMUM, *Liquor potassæ subcarbonatis*—o. *Templinum*, see *Pinus mughos*.

OLEUM TEREBINTHINÆ, *Oil of turpentine*. The volatile oil of the juice of *Pinus palustris*, and other species of *Pinus*.

OLEUM TEREBINTHINÆ RECTIFICATUM, *Oil of pure turpentine*, *Rectified oil of turpentine*, *Oil of turpentine æthereum*, *Sp. of turpentine*. Common oil of turpentine is also called *Common oil of spike*, *Oil of spike vulgaris*. (*Olei terebinth. Oj*, *aqua Oiv*. Distil over the oil.) It is stimulant, diuretic, anthelmintic, and rubefacient. Dose, ζ s to ζ ij.

Guestonian embrocation for Rheumatism consists of *ol. terebinth. ol. oliv. ãã* ζ iss, *acid. sulph. dil.* ζ ij.

OLEUM THEOBROMÆ CACAO EXPRESSUM, *Butter of cacao*—o. *Tiglii*, *Croton tiglium*—o. *Vinli*, *O. æthereum*—o. *Vitrioli*, *Sulphuric acid*.

OLFACTION, *Olfactus*, from *olfacere*, for *odofacere*, (*odor*, and *facere*.) *Osphre'sis*, *Osphra'sia*, *Osphre'stia*, *Osm'e'sis*, *Odo-ratio*, *Odo-ratus*, *Sensus osmomet'ricus*, *Sense of smell*, *Smelling*, (F.) *Odo-rat*. The sense by which

we perceive the impressions made on the olfactory nerves by the odorous particles suspended in the atmosphere. The olfactory nerve, or 1st pair, has usually been considered the great nerve of smell; and it is probably the nerve of special sensibility, general sensibility being communicated by the branches of the 5th pair, distributed on the pituitary membrane of the nose and sinuses.

OLFACTORY, *Olfactivus*, *Olfacto'rius*, *Osphran'ticus*, *Osphrante'rius*, *Osphre'ticus*, from *olfactus*, 'the smell.' That which belongs or relates to the sense of smell.

OLFACTORY FORAMINA, (F.) *Trous olfactifs*, are the holes in the cribriform plate of the ethmoid bone, through which the olfactory nerve passes.

OLFACTORY NERVES, *Ethmoid'al nerves*, *Primum Nervorum cerebri*, *Nervi odorato'rii*, *Processus mamilla'res seu Papilla'rum*, *Processus mamillares cerebri ad nases*, *P. papilla'res*, *Carunculæ mamilla'res*,—the first pair of encephalic nerves. This nerve, which probably arises from the medulla oblongata, is observed to leave the brain, opposite the inner part of the fissure of Sylvius, by three roots; which, by their union, form a triangular knot or expansion. When it reaches the ethmoid fossa it expands and forms a triangular ganglion, or grayish, soft bulb, which furnishes, from its inferior surface, the branches that have to be distributed to the nasal fossæ. These filaments are very numerous; they pass through the foramina in the cribriform plate and enter the nasal fossæ. They are distinguished into the internal, external, and middle. The former are distributed over the mucous membrane, covering the outer paries of the nasal fossæ; the second descend upon the septum, and the third are lost, almost immediately, on the portion of the pituitary membrane that lines the vault of the fossæ.

OLFACTUS, *Olfaction*—o. *Acutus*, *Hypersphresia*—o. *Amissio*, *Anosmia*—o. *Deficiens*, *Anosmia*—o. *Depravatus*, *Parosmia*.

OLIBANUM, see *Juniperus lycia*—o. *Vulgare*, see *Pinus abies*.

OLIGÆMIA, *Anæmia*, *Hæmaporia*, *Hypæmia*.

OLIGIDRIA, *Ischidrosis*.

OLIGOBLENTIA, from *oligos*, 'few,' and *βλενω*, 'mucus.' A deficiency of mucus.

OLIGOCOLIA, from *oligos*, 'few,' and *χολη*, 'bile.' Paucity of bile.

OLIGOCHYLUS, from *oligos*, 'little,' and *χυλος*, 'juice,' 'chyle.' An epithet for food which is but little nutritive; which furnishes little chyle.

OLIGOCOPRIA, from *oligos*, 'few,' and *κοπρος*, 'excrement.' Scantiness of alvine evacuations.

OLIGODACRYA, from *oligos*, 'little,' and *δακρυ*, 'a tear.' Paucity of lachrymal secretion.

OLIGOGALACTIA, *Agalactia*.

OLIGOGALIA, *Agalaxis*.

OLIGOHÆMIA, *Anæmia*, *Hæmaporia*, *Hypæmia*.

OLIGOPO'SIA, from *oligos*, 'little,' and *ποσις*, 'drink.' Diminution in the quantity of drinks.

OLIGOSIALIA, from *oligos*, 'little,' and *σialον*, 'saliva.' Paucity of saliva.

OLIGOSPERMIA, from *oligos*, 'little,' and

σπέρμα, 'sperm.' Paucity of spermatic secretion.

OLIGOSPONDYLUS, from *ολιγος*, 'few,' 'small,' and *σπονδυλος*, 'a vertebra.' A monster with defective vertebrae.—Gurlt.

OLIGOTRICHIA, from *ολιγος*, 'little,' and *τριχίς*, 'hair.' Want of hair. Paucity of hair.

OLIGOTROPHIA, *Par'cior nutriti'o*; from *ολιγος*, 'little,' and *τρέφω*, 'I nourish.' Deficient nourishment.

OLIGURE'SIA, *Oligure'sis, Oligoure'sis, Oligoure'sia*; from *ολιγος*, 'little,' and *ουρεω*, 'I pass urine.' Morbidly diminished urinary secretion.

OLISTHEMA, Luxation.

OLIVA, Olea Europæa.

OLIVAIRE CAUTÈRE, of the French surgeons, is a cautery whose extremity is terminated by a button having the shape of an olive.

OLIVARIS, Olive-shaped.

OLIVARY, Olive-shaped—o. Bodies, Corpora olivaria.

OLIVARY PROC'ESS, *Proces'sus Olivaris*, is a small ridge, running transversely between, and a little behind, the roots of the anterior clinoid processes of the sphenoid bone, and by some considered as the 4th clinoid process.

OLIVE, see Olea Europæa—o. Tree, Olea Europæa.

OLIVE-SHAPED, *Olivaris, Oliviformis, Olivary*, from *ολίβα*, 'an olive.' Resembling an olive, see Corpora olivaria.

OLIVES, PICKLED, Colymbades.

OLIVIER, Olea Europæa.

OLIVIFORMIS, Olive-shaped.

OLLA CAPITIS, Cranium.

OLMITELLO, MINERAL WATERS OF. A thermal spring in the isle of Ischia. Temperature, 100° Fahrenheit.

OLOPHLYCTIDE, Herpes.

OLOPHONIA, from *ολλω*, 'I lose,' and *φωνή*, 'voice.' Congenital misconstruction of the vocal organs.—Good.

OLOPHONIA LABII LOBATA, Harelip—o. Lingua frænata, see Ankyloglossum.

OM'AGRA, *Hom'agra*, from *ωμος*, 'the shoulder,' and *αγρα*, 'a seizure.' Gout in the shoulder.

OMAL'GIA, from *ωμος*, 'the shoulder,' and *αλγος*, pain.' Pain in the shoulder.

OMARTHRI'TIS, from *ωμος*, 'the shoulder,' *αρθρον*, 'a joint,' and *itis*, denoting inflammation. Inflammation of the shoulder joint.

OMARTHROC'ACE, from *ωμος*, 'shoulder,' *αρθρον*, 'a joint,' and *κακος*, 'bad.' Arthroceae of the shoulder joint. Caries or suppurating of the shoulder joint.

OMASUM, *Omasus, Manyplies*. The third stomach of ruminant animals.

OMBILIC, Umbilicus.

OMBILICALE, Umbilical.

OMBRA'GE, Nebula.

OMENTA, Meninges.

OMENTESIS, Epiploitis.

OMENTITIS, Epiploitis.

OMENTULA, *Appendiculæ pinguedinosæ*.

OMENTUM, Epiploon—o. Colicum, Epiploon, colic—o. Gastro-colicum, Epiploon, gastro-colic—o. Gastro-splenic, Epiploon, gastro-splenic—o. Great, Epiploon, gastro-colic—o. Hepato-gastricum, Epiploon, gastro-hepatic—o. Lesser, Epiploon, gastro-hepatic—o. Majus, Epiploon, gastro-colic—o. Minus, Epiploon, gas-

tro-hepatic—o. Ossium, Periosteum—o. Thi Epiploon, colic.

OMICHE'SIS, Micturition.

OMICHMA, Urine.

OMI'TIS, from *ωμος*, 'the shoulder,' and *itis* denoting inflammation. Inflammation in about the shoulder joint.

OMMA, Eye, Vision.

OMNIPHAGUS, Omnivorous.

OMNIVORE, Omnivorous.

OMNIVOROUS, *Omnivorus, Omniph'agus Pantoph'agus*, (F.) *Omnivore*, from *omnis*, 'all' and *voro*, 'I eat.' An epithet for animals which eat every kind of food,—animal or vegetable.

OMO. In composition, an abridgment *omos* or *omus*, the humerus.

OMO-CLAVICULAR, see Coraco-clavicular.

OMOCOTYLE, see Glene.

OMO-HYOIDEUS, *Cor'aco-hyo'idæus, Scapulo-hyo'idien, Omo-hyo'idien, Omplat-hyo'idien Hyo'idis Quartus Mus'culus*. This muscle situate obliquely at the sides and front of the neck. It is slender, long, and flat. It arises from the superior costa of the scapula, near the semi-lunar notch, and from the ligament that runs across it, and is inserted at the sides of the inferior margin of the body of the os hyoidei. It consists of two fasciculi, united by a common tendon, and is a true digastric muscle. It depresses the os hyoidei, carrying it a little backwards, and to one side, except when it acts with its fellow, when the bone is depressed, and drawn obliquely backwards.

OMOPHAG'IA, *Omositi'ia*, from *ωμος*, 'raw' and *φαγω*, 'I eat.' Fondness for raw food. Eating of raw food.

OMOPLATE, Scapula—o. *Col de l'*, Collum scapulae.

OMOPLAT-HYOÏDIEN, Omo-hyoideus.

OMOS, Crude, Humerus.

OMOSITIA, Omophagia.

OMOTAR'ICHOS, from *ωμος*, 'the shoulder' and *ταριχος*, 'pickled.' *Salsamentum crudum Salted Tunny Fish*, in particular. Properly the neck or shoulder piece of a salted animal. Once much recommended against the bites of vipers, and in hydrophobia.

OMOTES, Crudity.

OMOTOCIA, Abortion.

OMOT'RIBES, *Ompha'cium O'leum*, from *ωμος*, 'crude,' and *τριβω*, 'I bruise.' Oil expressed from unripe olives.

OMPHA'CION, *ομφακιον*, from *ομφακος*, 'an unripe grape;—*Succus uvæ acer'bae, Ompha'cium*. The juice of unripe grapes. Also *Verjuice*.

OMPHACI'TES (VINUM.) A name given to wine prepared from the unripe grape. *Ompha'ctis* is also the name of a small gall.—Dioscorides.

OMPHACIUM, Verjuice.

OMPHACOM'ELI, from *ομφακος*, 'an unripe grape,' and *ελελ*, 'honey.' A sort of oxymel, made of the juice of unripe grapes and honey.

OMPHALELCO'SIS, from *ομφαλος*, 'the navel,' and *ελκος*, 'an ulcer.' Ulceration of the navel.

OMPHALEX OCHÉ, Exomphalus.

OMPHALOCARPUS, Galium aparine.

OMPHALOCELE, Exomphalos.

OMPHALOMANTIA, from *ομφαλος*, 'the

navel,' and *μντια*, 'prophecy.' A species of divination, practised by credulous matrons, who pretend to be able to know the number of children a female will have, by the number of knots in the navel string of the child.

OMPHALO-MESENERIC, *Omphalo-mesentericus*, *Omphalo-mesaraicus*; from *ομφαλος*, 'the navel,' and *mesenterium*, 'the mesentery.'

OMPHALO-MESENERIC VESSELS, *Vitel'lo-mesenteric*, *Vit'elline vessels*. Haller gave this name to two very fine vessels, which spread their ramifications on the parietes of the umbilical vesicle. There is an *omphalo-mesenteric artery* and *vein*. The *omphalo-mesenteric artery* is a branch of the superior mesenteric;—the vein empties itself into the trunk, or into one of the branches of the superior mesenteric. Velpeau affirms, that they inosculate with a branch of the second or third order of those great vessels, with those in particular that are distributed to the *cæcum*, and he regards them to be the vessels of nutrition of the umbilical vesicle. They are occasionally met with in the fœtus, at the full period, under the form of whitish filaments, which extend from the mesenteric vessels to the umbilicus.

OMPHALO-MESERAIC, *Omphalo-mesenteric*.

OMPHALONCUS, *Omphalophyma*.

OMPHALONEURORRHÆXIS, *Omphalorrhæxis*.

OMPHALOPHYMA, *Omphalon'cus*, from *ομφαλος*, 'the navel,' and *φυμα*, 'tumour.' A tumefaction of the navel.

OMPHALOPROPTOSIS, *Exomphalus*.

OMPHALORRHAG'IA, *Omphalor'rhagê*, from *ομφαλος*, 'the umbilicus,' and *ρηγνυμι*, 'I break out.' Hemorrhage from the umbilicus, in the new-born in particular.

OMPHALORRHÆXIS; from *ομφαλος*, 'navel,' and *ρηξις*, 'rupture.' *Omphaloneurorrhæxis*. Rupture of the navel string.

OMPHALOS, *Umbilicus*.

OMPHALOSITE, from *ομφαλος*, 'the navel,' and *σιτος*, 'nourishment.' A monster which possesses an imperfect kind of life, that ceases when the umbilical cord is divided.

OMPHALOT'OMY, *Omphalotom'ia*, from *ομφαλος*, 'the umbilicus,' and *τεμνω*, 'I cut.' The division of the navel string.

OMPHALUS, *Umbilicus*.

OMUS, *Crude, Humerus*.

ONANIA, *Masturbation*.

ONANISM, *Masturbation*.

ONCOS, *Tumour*.

ONCO'SES, from *ογκος*, 'a tumour.' *Tumours*, as diseases.

ONCOSIS, *Intumescence*.

ONCOT'OMY, *Oncotom'ia*, from *ογκος*, 'a tumour,' and *τομη*, 'incision.' The opening of a tumour or abscess with a cutting instrument.

ONCTION, *Inunction*.

ONCUS, *Swelling, Tumour*.

ONDULATION, *Fluctuation*.

ONEBERRY, *Paris*.

ONEIROCRIT'ICUS, *Oneiroc'rites*, from *ονειρος*, 'a dream,' and *κρισις*, 'judgment.' One who judges according to dreams.

ONEIRODYN'IA, from *ονειρος*, 'a dream,' and *δυνη*, 'pain.' Painful dreams. *Incubus* and *Somnambulism* are oneirodyniæ.

ONEIRODYNIA ACTIVA, *Paroniria, Somnambulism*—*o. Gravans, Incubus*.

ONEIRODYNIE GRAVATIVE, *Incubus*. **ONEIROG'MUS**, *Oneirog'ynê, Oneiropol'esis*, from *ονειρος*, 'a dream.' A lascivious dream; pollution; nocturnal pollution.

ONEIROGONORRHŒA, *Pollution, nocturnal*.

ONEIROGONOS, *Pollution*.

ONEIROLOG'Y, *Oneirolog'ia*, from *ονειρος*, 'a dream,' and *λογος*, 'a description.' The doctrine of dreams.

ONEIROMANTI'A, from *ονειρος*, 'a dream,' and *μαντια*, 'divination.' The art of divining by dreams; or of interpreting dreams.

ONEIRON'OSUS; from *ονειρος*, 'a dream,' and *νοσος*, 'a disease.' *Somnia'tio morbo'sa*. Morbid, uneasy dreaming.

ONEIROPOLESIS, *Oneirogmus*.

ONERA' ALVI, *Excrement*.

ONGLADE, *Paronychia*.

ONGLE, *Nail*.

ONGLŒE (F.), *Digitorum stupor à gelu*. Painful numbness at the extremities of the fingers, caused by cold.

ONGLET, *Pterygion*.

ONGUENT, *Unguentum*—*o. d'Althêa*, *Unguentum de Althæa*—*o. de Blanc de baleine*, *Unguentum cetacei*—*o. Blanc de Rhazes*, *Unguentum plumbi subcarbonatis*—*o. de Cerussa*, *Unguentum plumbi subcarbonatis*—*o. Citrin contre la gale*, *Unguentum hydrargyri nitras*—*o. Digestif simple*, *Unguentum digestivum simple*—*o. Gris*, *Unguentum oxidi hydrargyri cinereum*—*o. de Guimauve*, *Unguentum de althæa*—*o. de Laurier*, *Unguentum laurinum*—*o. Mercuriel*, *Unguentum hydrargyri*—*o. Napolitain*, *Unguentum hydrargyri*—*o. de Nitrate de mercure*, *Unguentum hydrargyri nitratis*—*o. de Poix et de oïre*, *Basilicon*—*o. de Soldat*, *Martiatum unguentum*—*o. de Sureau*, *Unguentum sambuci*—*o. de Tornamira*, *Unguentum plumbi subcarbonatis*.

ONION, COMMON, *Allium cepa*—*o. Sea*, *Scilla*.

ONIS'CUS, *Asell'us, Cu'tio, Porcell'io, Porcell'us, Por'culus*, Diminutive of *ovos*, 'a small ass.' A genus of insects very common in cellars and dark and moist places.

ONISCI ASELLI, *Millep'edes, Aselli, Millep'edæ, Fabæ, Wood-lice, Slaters, Hog-lice*, (F.) *Cloportes ordinaires*, had, at one time, a place in the pharmacopœias. They were considered stimulant and diuretic, and useful in jaundice.

ONITIS, *Origanum dictamnus*.

ONIOSAT, *Obolus*.

ONOMATOCLESIS, *Nomenclature*.

ONOMATOLOG'IA, *Nomenclature*.

ONONIS ANTIQUORUM, *O. spinosa*.

ONO'NIS ARVEN'SIS, (F.) *Bugrane des champs*, has properties like the next.

ONONIS SPINO'SA, *Ano'nis, Resta bovis, Arr'esta bovis, Rem'ora Ara'tri, Ononis antiquorum, Rest harrow*, (F.) *Arrête-bœuf, Bugrande épineuse, Bugrane*. *Nat. Ord. Leguminosæ. Sez. Syst. Diadelphia Decandria*. The root of this plant was once used as a diuretic.

ONOPOR'DIUM ACANTHIUM, *Carduus tomento'sus, Acan'thium, Ac'eanos, Cotton Thistle*, (F.) *Chardon aux Ânes*. *Family, Cinaroccephalæ. Sez. Syst. Syngenesia Polygamia æqualis*. The expressed juice has been recommended as a cure for cancer applied externally.

ONTHUS, *Fimus*.

ONYCHEXALLAXIS; from *ονυξ*, 'a nail,'

and *ελλαξις*, 'change.' A morbid condition of the nails.

ONYCHIA, Paronychia.

ONYCHI'TIS; from *ονυξ*, 'nail,' and *itis*, denoting inflammation. Inflammation of a nail.

ONYCHOC'LASIS; from *ονυξ*, 'a nail,' and *κλασις*, 'fracture.' Fracture of a nail.

ONYCHOCRYPTOSIS, Onychogryphosis.

ONYCHOGRYPHO'SIS, *Onychogryphosis*, *Onychogrypho'sis*, *Onychocrypto'sis*, *Grypho'sis*, *Grypho'sis*, *Onyx'sis*, from *ονυξ*, 'the nail,' and *gryphosis*, 'crookedness.' Curvature of the nails; such as occurs in hectic individuals. Also, growing in of the nails; *Incar'natio seu Adun'catio seu Arcti'ra un'guum*.

ONYCHON'OSI, *Onychonu'st*, from *ονυξ*, 'a nail,' and *νοσος*, 'a disease.' Disease of the nails.

ONYCOPH'THORA, *Onychophtho'ria*, *Onyco'ph'thora*, *Onyco'phtho'ria*, from *ονυξ*, 'the nail,' and *φθορα*, 'degeneration.' A degenerate condition or destruction of the nails.

ONYCOPHY'MA, from *ονυξ*, 'the nail,' and *ωμα*, 'a tumour.' A painful degeneration of the nails, which become thick, rough, and crooked. It occurs as a symptom of syphilis and of lepra.

ONYCHOPTO'SIS, *Piptyonychia*, *Diæ'resis Un'guæ*, from *ονυξ*, 'a nail,' and *πτωσις*, 'falling.' The falling off of the nails.

ONYCOPHTHORA, Onychophthora.

ONYX, Hook, blunt, Nail, Pterygion. Also, a collection of purulent matter between the laminae of the cornea, having the shape of a nail.

ONYXIS, Onychogryphosis.

ONYXITIS, see Paronychia.

OOCYESIS, Pregnancy, ovarian.

OODOCELE, see Hernia (foraminis ovalis).

OODES, Aqueous humour, Oval.

OOG'ALA, *Oog'la*, *Ogla*, *Puls ex Ovis et Lactè*. Milk of eggs. A preparation of eggs and milk.

OOGLA, Oogala.

OOIDES, Aqueous humour, Oval.

OOLEMMA PELLUCIDUM, *Zona pellucida*.

OOLOG'IA, *Ovolog'ia*, *Ovology*, from *ωον*, 'an ovum or egg,' and *λογος*, 'a discourse,' 'a description.' A description of the ovum.

OON, Ovum.

OONINE, Albumen.

OOPHORITIS, Ooritis.

OOPHORON, Ovary.

OORITIS, Oaritis.

OPAC'ITY, *Opac'itas*, from *opacare*, 'to obscure.' Quality of that which is opaque. The property possessed by some bodies of not allowing the light to traverse them. It is opposed to transparency. *Opacity of the cornea* constitutes *albugo* or *leucoma*;—opacity of the crystalline causes cataract.

OPAKE', *Opac'us*. An epithet given to bodies, which do not permit the passage of rays of light. The *opaque cornea* is the sclerotica, in contradistinction to the *transparent* cornea or true cornea.

OP'ALINE. That which resembles the opal. A fluid is said to be opaline, when milky, and when it presents an appearance more or less like that of the opal.

OPERATIO, Action, Operation—o. Chirurgical, see Operation—o. Chymica seu pharmaceutica, Operation, chymical, &c.—o. Simplex, Haplotomia.

OPERATION, *Operatio*, from *opus*, 'work.' The application of instruments to the human body with the view of curing disease. The object of an operation, *operatio chirurgica*, is generally to divide or reunite parts, to extract extraneous or noxious bodies, and to replace organs that are wanting, by different instruments or artificial means. The principal operative methods have been called *Synthesis*, *Diæ'resis*, *Excæ'resis*, and *Prothesis*. Frequently, the most difficult subject, connected with an operation, is to decide when it is absolutely called for or advisable, and when improper.

OPERATION, BILATERAL, see Lithotomy—o. *Cæsarienne*, Cæsarean section.

OPERATION, CHYMICAL OR PHARMACEUTICAL, *Operatio chymica* seu *pharmaceutica*, is any process whose object is the preparation of medicines; their combinations with each other, analysis, and decomposition;—such are, *solution*, *distillation*, *sublimation*, *evaporation*, *digestion*, *maceration*, *infusion*, *decoction*, *calcination*, &c. Some of these operations are mechanical; others, really chymical.

OPERATION, HIGH, see Lithotomy—o. Lateral, see Lithotomy—o. Sigaultian, Symphyseotomy.

OPERATOR. A surgeon who is in the habit of practising the greater operations. One who performs any operation. To be a good operator, the surgeon must be well acquainted with anatomy, and be possessed of strong nerve. See Surgeon.

OPERCULUM, *Opero'rium*, *Operimen'tum*, from *operire*, 'to cover.' A cover or lid. In fishes, the gill cover.

OPERCULUM ASPERÆ ARTERIÆ, Larynx—o. Cutis, Epidermis—o. Ilei, Bauhin, valve of—o. Laryngis, Epiglottis—o. Oculi, Palpebra.

OPERCULUM PAPPILLARUM. A shield for the nipple.

OPERIMENTUM, *Operculum*—o. Intestinum, Epiploon—o. Prætensum abdominis, Peritonæum.

OPERTORIUM, *Operculum*.

OPHELIA CHIRATA, Gentiana chirayta.

OPHIASIS, Calvities, Porrigo decalvans.

OPHIOGLOSSUM VULGATUM, *Echinoglossum*, *Lingua serpentina*, *Adder's Tongue*, (F.) *Langue de Serpent*. Family, Filicoideæ. *Sex. Syst.* Cryptogamia. This plant was formerly considered to be vulnerary.

OPHIOPHAGUS, from *οφις*, 'a serpent,' and *φαγω*, 'I eat.' An epithet for animals which feed on serpents. Pliny has called certain African tribes by this name.

OPHIORRHIZA MUNGOS; from *οφις*, 'a serpent,' and *ριζα*, 'root.' Family, Gentianæ. *Sex. Syst.* Pentandria Digynia. The name of the plant whose root has been called *Radix Serpentum*, *Mungos Radix*. The bitter root is much esteemed in Java, Sumatra, &c., for preventing the effects that usually follow the bite of the *noja*, a venomous serpent; with which view it is eaten by the natives. It is, also, a reputed anthelmintic.

OPHIOXYLUM, from *οφις*, 'a serpent,' and *ξύλον*, 'wood.' *Ophioxylum Serpentinum*, *Aca-we'ria*, *Lignum serpentum*, has been recommended in the bites of serpents, and in intermittents. It is said to be very bitter.

OPHIS, Serpent.

OPHITES, from $\sigma\phi\iota\varsigma$, 'a serpent.' *Serpentinus*, *Serpentine* or *Black Porphyry*. This rock was formerly worn as an amulet, to cure diseases of the head.

OPHROSTAPHYLON, *Bryonia alba*.

OPHRYS, *Supercilium*.

OPHTHALMAL'GIA, from $\sigma\phi\theta\alpha\lambda\mu\omicron\varsigma$, 'the eye,' and $\gamma\lambda\omicron\varsigma$, 'pain.' Pain in the eye.

OPHTHALMEMPASMA, *Collyrium siccum*.

OPHTHALMIA, *Ophthalmi'tis*, from $\sigma\phi\theta\alpha\lambda\mu\omicron\varsigma$, 'the eye.' *Oculo'rum inflamma'tio*, *Cau'ca ophthalmi'tis*, *Ophthalmopo'nia*, *Inflamma'tion of the Eye*, *Ophthalm'y*, (F.) *Ophthalmia*, *Ophthalmite*, *Inflamma'tion de l'œil*, *Catarrhe oculaire*. Three great varieties of ophthalmia, independently of the acute and chronic (which conditions occur in all inflammations,) may be reckoned:—the *Ophthalmia membranarum*, *O. purulenta*, and *O. tarsi*. The first is characterized by the general symptoms of ophthalmia;—pain and redness of the eye or its appendages: with intolerance of light, and unusual flow of tears; the inflammation being seated chiefly in the coats of the eyeball. It is the *Hymenophthalmia*, *Ophthalmia tarac'is*, *Conjunctiv'i'tis*, *Inflamma'tio conjunctiv'æ*, *Symphymeni'tis*, *Syndesmi'tis*, *Catarrhal ophthalmia*, *Ophthalmo-conjunctiv'itis*, *O. humida*, *O. vera*, *Epiph'ora* (Galen), *Conjunctival Ophthalmia*, *Tarac'is* (Paulus of Ægina), *Chemosi's* (Aëtius), *O. Chemosi's*, *Lach'rymose Ophthalmia*, (F.) *Conjunctivite*, *Inflamma'tion de la conjonctive*. In the second,—*Ophthalmia purulenta*, *O. puriform'is*, *Blennophthalmia*, *Bleph'aroblennorrh'æa*, *Ophthalmoblennorrh'æa*, *Blennorrh'æa oculi*—the internal surface of the palpebræ associates in the inflammation of the eye-ball; and there is a copious secretion of a purulent fluid. An epidemic and contagious(?) variety of this is the *Ægyptian Ophthalmia*, *Ophthalmia epidem'ica*, *O. purulenta epidem'ica*, *O. contagio'sa*, *O. Catarrhal'is bel'lica*, *Læmophthalmia*, *O. bel'lica*, *O. Asiatic'a*, *Blennorrh'æa Oculi Ægyptiaca*, *Conjunctiv'i'tis puro-muco'sa contagio'sa* vel *Ægyptiaca*, *Blepharot'is glandula'ris contagio'sa*, *Adeni'tis palpebra'rum contagiosa*, *O. purulenta contagio'sa*, *Conjunctiv'i'tis puro-muco'sa contagio'sa*, *Sup'purative Ophthalmia*, *Epidemic contagio'sis ophthalmia*—called *Ægyptian*, from its prevalence in Egypt during the British Expedition under Sir Ralph Abercromby. The inflammation is rapid and destructive; granulations shoot from the tunica conjunctiva, and occasionally there is intolerable pain, often succeeded by delirium. In new-born children, a species of purulent ophthalmia, *O. purulenta infan'tum*, *O. Neonato'rum*, *Blepharophthalmia neonato'rum*, *Lippitu'do neonato'rum*, *Blennorrh'æa Oculi neonato'rum*, (F.) *Ophthalmie puriforme des nouveau-nés*, in which the palpebræ are florid and peculiarly tumid, is by no means uncommon. It seems to be caused by acrid discharges from the mother, applied to the eye of the infant during its exit; or to the stimulus of the light, when the child first opens its eyes. A severe form of purulent ophthalmia—*Hyperconjunctivite* (Piorry)—is produced by the application of gonorrhœal matter to the eye. It is the *Ophthalmia gonorrh'œica*, *Blennorrh'æa oculi gonorrh'œica*, *Conjunctiv'i'tis blennorrh'œica*, *C. gonorrh'œica*,

Gonorrh'œal Ophthalm'ia, (F.) *Ophthalmie blennorrhagique*, *Conjunctivite blennorrhagique*.

Ophthalmia is likewise modified by the condition of the constitution, and hence we have *strumous*, *variolous*, and other inflammations of the conjunctiva.

The third variety—the *Ophthalmia Tarsi*, *O. glutinosa*, *Blepharophthalm'ia*, *Blepharot'is*, *Blepharot'itis*, *Blephar'itis*, *Blepharadeni'tis*, *Psorophthalm'ia*, *Oculi palpebra'rum scabies pruriginosa*, *Adenophthalmia*—is seated chiefly in the tarsus; the sebaceous crypts secreting a viscid and acrid fluid, that glues and ulcerates its edges, and irritates the eye.

Ophthalmia Membranarum, when slight, requires little treatment: the antiphlogistic regimen—and, particularly, avoiding exposure to light,—being all that is necessary. When more severe, along with this, general and local blood-letting, especially by leeches to the side of the septum narium, must be employed so as to make a decided impression on the system; with nauseating doses of antimony, purgatives, blisters (at some distance from the organ), refrigerants; and astringents, cold or warm, according to circumstances, to the eye. In *Purulent Ophthalm'y*, these measures must be still more actively employed, otherwise disorganization will speedily follow:—the granulations, which form on the adnata of the eyelids, may be removed with the scissors, and the sore be touched with a solution of alum. *Ophthalmia Tarsi* must be treated on general principles when severe. It usually, however, requires merely the antiphlogistic regimen, with the occasional use, especially at night, of a slightly stimulating ointment; such as the unguentum hydrargyri nitrico-oxydi, considerably reduced with lard. The ointment prevents the eyelids from being glued together during the night, and thus obviates the irritation caused by attempts at separating them.

OPHTHALMIA, ÆGYPTIAN, see *Ophthalmia*—*o. Asiatica*, see *Ophthalmia*—*o. Bellica*, see *Ophthalmia*—*o. Biliosa*, *Ophthalmocholosis*—*o. Catarrhal*, see *Ophthalmia*—*o. Catarrhalis bellica*, see *Ophthalmia*—*o. Chronica*, *Lippitudo*—*o. Conjunctival*, see *Ophthalmia*—*o. Contagiosa*, see *Ophthalmia*—*o. Epidemica*, see *Ophthalmia*—*o. Glutinosa*, see *Ophthalmia*—*o. Gonorrhœica*, see *Ophthalmia*—*o. Gonorrhœal*, see *Ophthalmia*—*o. Humida*, see *Ophthalmia*—*o. Lachrymose*, see *Ophthalmia*—*o. Membranarum*, see *Ophthalmia*—*o. Neonatorum*, see *Ophthalmia*—*o. Phlyctenular*, *O. strumosa*—*o. Puriformis*, see *Ophthalmia*—*o. Purulenta*, see *Ophthalmia*—*o. Purulenta contagiosa*, see *Ophthalmia*—*o. Purulenta epidemica*, see *Ophthalmia*—*o. Purulenta infantum*, see *Ophthalmia*—*o. Rheumatic*, *Sclerotitis*—*o. Sicca*, *Xerophthalmia*—*o. Suppurative*, see *Ophthalmia*—*o. Taraxis*, see *Ophthalmia*—*o. Tarsi*, see *Ophthalmia*—*o. Ulcerosa*, *Helcophthalmia*—*o. Varicose*, *Cirsophthalmia*—*o. Vera*, see *Ophthalmia*.

OPHTHALMIATER, *Oculist*.

OPHTHALMIATR'IA, *Ophthalmiatrotechn'ica*, *Ophthalmotherapi'a*; from $\sigma\phi\theta\alpha\lambda\mu\omicron\varsigma$, 'the eye,' and $\iota\alpha\tau\rho\varsigma$, 'a physician.' The art of the oculist. Treatment of diseases of the eye.

OPHTHALMIATROTECHNICA, *Ophthalmiatria*.

OPHTHALMIC, *Ophthalm'icus*, from $\sigma\phi\theta\alpha\lambda\mu\omicron\varsigma$

μὸς, 'the eye.' That which relates or belongs to the eye.

OPHTHALMIC ARTERY, A. orbitaire, (Ch.) arises from the internal carotid, and issues from the cranium by the foramen opticum. At first, it is situate at the outer and lower side of the optic nerve, but ascends above this nerve, and passes towards the inner angle of the orbit. It furnishes, in its course, the *lacrimal, centralis retinae, infra-orbitaris, ciliaries, anterior ciliaries, inferior and superior musculars, anterior and posterior ethmoidals, and superior and inferior palpebrals*. After having given off these, it divides into two branches—the *frontal and nasal*, which furnish a number of ramifications,—some superficial, others deep-seated.

OPHTHALMIC GANGLION, Lenticular G., Ciliary ganglion, G. orbitaire, (Ch.) is one of the smallest ganglions of the body. It is situate at the outer side of the optic nerve near the bottom of the orbit; is irregularly quadrilateral and flat; its colour being of a reddish gray. Behind, it communicates by its posterior angles—by means of nervous filaments—with the nasal nerve of the ophthalmic and the motor oculi. Each of its anterior angles furnishes a fasciculus of small nerves. These are the ciliary nerves.

OPHTHALMIC NERVE, Ophthalmic Nerve of Willis, Orbito frontal, (Ch.) is the smallest and first of the three branches given off by the 5th pair. It proceeds along the external paries of the cavernous sinus, and enters the orbit by the sphenoidal fissure. It divides into three branches: one, *external*—the lacrimal nerve; another, *superior*—frontal nerve, and the last, *internal*—the nasal nerve. See *Lacrimal, Frontal, Nasal*.

OPHTHALMIC OF OPTIC REMEDY, Ophthalmicum seu Opticum, (F.) Topique ophthalmique, is a medicine employed in ophthalmia.

OPHTHALMIC SINUS, see Cavernous Sinus.

OPHTHALMIC VEIN has the same arrangement as the artery, which it accompanies in all its divisions. It issues from the orbit at the inner part of the sphenoidal fissure, and discharges its blood into the cavernous sinus.

The name *Facial Ophthalmic* has been given to the branch by which the facial vein communicates with the ophthalmic.

OPHTHALMICA, Euphrasia officinalis.

OPHTHALMICI EXTERNI, Motores oculorum.

OPHTHALMICUM, Ophthalmic remedy.

OPHTHALMIDIUM, Microphthalmus.

OPHTHALMIE PURIFORME DES NOUVEAU-NÉS, see Ophthalmia—o. Bleb-norrhagique, see Ophthalmia.

OPHTHALMITE, Ophthalmia.

OPHTHALMITIS, Ophthalmia. This term is occasionally restricted to inflammation of the globe of the eye, in which, both the external and internal structures are involved.

OPHTHALMIUM, Microphthalmus.

OPHTHALMO-BLENNORRHOEA, Ophthalmia (purulent.)

OPHTHALMO-CARCINOMA, from οφθαλμος, 'the eye,' and καρκινωμα, 'cancer.' Cancer of the eye.

OPHTHALMOCELE, Exophthalmia.

OPHTHALMOCHOLOSIS, from οφθαλμος, 'the eye,' and χολη, 'bile;' *Ophthalmia biliosa.* Ophthalmia from biliary excitement.

OPHTHALMOCHROÏTES, see Choroic tunica.

OPHTHALMO-CONJUNCTIVITIS, Ophthalmia.

OPHTHALMODULIA, from οφθαλμος, 'the eye,' and δουλεια, 'servitude.' *Eye service.* The title of a book by Bartisch diseases of the eye.

OPHTHALMODYNIA, from οφθαλμος, 'the eye,' and δυνα, 'pain,' especially rheumatic pain of the eye. Plenck has given this name to neuralgia of the frontal nerve, in which the pain irradiates particularly towards the bottom of the orbit. See *Neuralgia, Frontal.*

OPHTHALMODYNIA PERIODICA, Neuralgia, cial.

OPHTHALMOEDEMA; from οφθαλμος, 'the eye,' and οιδημα, 'oedema.' (Edema of the conjunctiva.

OPHTHALMOGRAPHY, from οφθαλμος, 'the eye,' and γραφη, 'a description.' That part of anatomy which gives a description of the eye. An anatomical description of the eye.

OPHTHALMOLOGY, Ophthalmologia, (I Oculistique, from οφθαλμος, 'the eye,' and λογ, 'a discourse.' The part of anatomy which treats of the eye. An anatomical treatise of the eye. A description of the eye in health a disease.

OPHTHALMOMETER, from οφθαλμος, 'the eye,' and μετρον, 'measure.' An instrument of the nature of compasses, invented by F. Petit, for measuring the capacity of the anterior and posterior chambers of the eye in anatomical experiments.

OPHTHALMOMYÏTIS, Ophthalmomyositis; from οφθαλμος, 'the eye,' μυς, 'a muscle' and ιτις, denoting inflammation. Inflammation of the muscles of the eye.

OPHTHALMOPHLEBOTOMIA, from οφθαλμος, 'the eye,' φλεβη, 'a vein,' and τομη, 'incision.' Bleeding from the vessels of the conjunctiva.

OPHTHALMOPHTHARSIS, Ophthalmophtarsis; from οφθαλμος, 'the eye,' and φθορα, 'corruption.' Destruction of the eyeball.

OPHTHALMOPHTHISIS, Ophthalmophtarsis.

OPHTHALMOPLÉGIA, from οφθαλμος, 'the eye,' and πλεγμα, 'I strike.' Paralysis of one or more of the muscles of the eye.

OPHTHALMOPONIA, Ophthalmia.

OPHTHALMOPTOSIS, from οφθαλμος, 'the eye,' and πτωσις, 'a prolapse.' A word employed by some authors in the sense of exophthalmia, by others, in that of hydrophthalmia.

OPHTHALMORRHAGIA, from οφθαλμος, 'the eye,' and ρηγμα, 'I break forth.' Hemorrhage from the tunica conjunctiva. It is rare.

OPHTHALMOS, Eye.

OPHTHALMOSCOPIA, Ophthalmoscopy from οφθαλμος, 'the eye,' and σκοπειν, 'I regard attentively.' The art of judging of the temperament, &c. of a person by examining his eyes. The art of judging of health or disease by inspection of the eyes. Exploration of the eyes in order to a diagnosis.

OPHTHALMOSTATUM, (F.) Ophthalmostat, from οφθαλμος, 'the eye,' and στασις, 'station;' *Speculum Oculi.* An instrument for fixing the eye.

OPHTHALMOTHERAPIA, Ophthalmia-
tria.

OPHTHALMOT'OMY, *Ophthalmotomia*,
from *οφθαλμος*, 'the eye,' and *τεμνω*, 'I cut.'
The part of anatomy which treats of the dissec-
tion of the eye. It has, also, been applied to
extirpation of the eye.

OPHTHALMOXEROSIS, Xerophthalmia.

OPHTHALMOX'YSIS, from *οφθαλμος*, 'the
eye,' and *ξωω*, 'I scrape.' A name given to the
scarification sometimes practised on the con-
junctiva, in cases of ophthalmia.

OPHTHALMOXYSTRUM, *Ophthalmoxys-
ter*, *Ophthalmoxyste'rium*, *Xystrum ophthalmi-
cum*. An instrument for scraping the eye.

Name given to a small brush, with barbs like an
ear of barley or rye, intended to scarify the
eyelids in certain cases of ophthalmia.

OPHTHALMUS, Eye.

OPHTHALMYMENITIS, *Ophthalmomy-
menitis*, from *οφθαλμος*, 'eye,' *μυμν*, 'mem-
brane,' and *itis*, denoting inflammation. In-
flammation of one or more membranes of the
eye.

OPIACUM, Opiatum.

OPIANE, Narcotine.

OPIANUM, Narcotine.

OPIAT, Opiate—o. *Dentifrice*, Dentifrice.

OPIATE, *Opiatum*, *Opiacum*, (F.) *Opiat*,
from *οπιον*, *οπος*, 'juice,' 'opium.' A medicine
containing opium. A medicine that procures
sleep. An *electuary*. Formerly, an electuary,
which contained opium. In this sense, the *Co-
dex* of Paris retains it.

OPIATUM FEBRIFUGUM, *Electuarium
de Kinâ Kinâ*; *Electuary of Cincho'na*. (*Pulv.
cinch.* ʒviii, *ammon. murat.* ʒj, *mellis*, *syrup.
absinth.* āā ʒij. Make into an electuary. *Ph.
P.*) Given, when cinchona is indicated.

OPIATUM MESENTERICUM, *Electuarium de
A'loe*, *Muriat'e Hydrargyri et Ferro*. (*Gum.
ammon.* ʒss, *sennæ* ʒvj, *hydrargyri submuriat.*,
rad. ari. aloës socotrin. āā ʒij, *pulv. scammon.*
comp. (vulg. *de tribus*.) *rhej. rad.* āā ʒiiij, *ferri
limatur. porphyrisat.* ʒss. Bruise and mix to-
gether, add of *compound syrup of apples* double
the weight of the other matters, and make into
an electuary. *Ph. P.*) Dose, ʒss to ʒij, in
obstructions of the liver, mesentery, &c.

OPION, Opium.

OPISMA, Succus.

OPIS'THENAR, *Dorsum manus*, from *οπισ-
θε*, 'backwards,' and *θεναγ*, 'the flat of the hand.'
The back of the hand.

OPISTHOCEPHALON, Occiput.

OPISTHOCRANIUM, Occiput.

OPISTHOCYPHOSIS, Cyphoma.

OPISTHOLOB'UM, *Opistholum*, from
οπισθε, 'behind,' and *λοβιον*, 'the lobe of the ear.'
Any agent applied behind the ear.

OPISTHOTIUM, Opisthobolium.

OPISTHOT'ONOS, *Raptus posterga'neus*,
Tet'anus dorsalis, *T. posticus*, *T. posterga-
neus*, from *οπισθε*, 'backwards,' and *τενω*, 'I
stretch.' A species of tetanus, in which the
body is bent backwards.

OPIUM, see Papaver—o. Colatum, Extrac-
tum opii—o. Depuratum, Extractum opii.

OPOBALSAMUM, see Amyris opobalsa-
mum.

OPOCARPASON, Carpasium (juice.)

OPODELDOC, Opodeldoch.

OPODELDOCH, *Opodeltoch*, *Opodeldoc*.

An unmeaning term, frequently used by Para-
celsus. Formerly, it signified a plaster for all
external injuries; now, it is applied to the Lini-
mentum Saponis Compositum.

OPODELDOCH, STEER'S. A liniment, called
after the inventor. There are many formulæ
for its preparation. The following is one.
Sap. alb. ℥j, *camphor* ʒij, *ol. rorismarini* f.
ʒiv, *spiritus vini rectificati* Oj. See Lini-
mentum Saponis Compositum.

OPODYMUS, Diprosopus.

OPOIUS, Optic.

OPOPONACUM, Pastinaca opoponax.

OPOPONAX, see Pastinaca opoponax.

OPOPONAXWORT, Pastinaca opoponax.

OPO'RICE, from *οπωγα*, 'autumnal fruits.'

A medicine, composed of several autumnal
fruits, particularly of quinces, pomegranates,
&c. and wine. It was formerly administered
in dysentery, diseases of the stomach, &c.

OPOS, Succus expressus—o. Silphion, Laser-
pitium.

OPPIDULUM, Vulva.

OPPILATIO, Emphraxis—o. *Tela Cellu-
losæ*, Induration of the cellular tissue.

OPPILATIVUS, Obstruens.

OPPO'NENS, (F.) *Opposant*, *ob*, and *ponere*,
'to place.' That which faces or is put in op-
position to something. The name has been
given to two muscles of the hand.

OPPONENS MINIMI DIG'ITI, *Carpo-metacar-
pien du petit doigt*, (Ch.) *Métacarpien du petit
doigt*, (F.) *Opposant du petit doigt*. This
muscle has the same shape and arrangement
as the preceding, but is of less size. It is
situate in the hypothenar eminence. Its fibres
are inserted into the anterior annular ligament
of the carpus, and terminate on the whole
length of the inner edge of the 5th metacarpal
bone. This muscle carries the 5th metacarpal
bone forwards and outwards, and thus aug-
ments the convexity of the palm of the hand.

OPPONENS POL'LICIS, *Flexor ossis metacarpi
pollicis*, *Opponens pollicis manus*, *Flexor primi
interno'dii* (Douglass), *Antith'enar* sive *semi-
interosseus pollicis*, (F.) *Carpo-metacarpien
du pouce* (Ch.), *Métacarpien du pouce*, *Oppo-
sant du Pouce*. A small, flat, triangular mus-
cle, situate in the substance of the thenar emi-
nence. It is attached, on the one hand, to the
anterior annular ligament of the carpus and to
the trapezium; and, on the other, to the whole
of the outer margin of the first metacarpal
bone. This muscle impresses on the first bone
of the metacarpus a movement of rotation,
which opposes the thumb to the other fingers.

OPPOSANT, Opponens—o. *du Petit doigt*,
Opponens minimi digiti—o. *du Pouce*, Oppo-
nens pollicis.

OPPRESSIO, Catalepsy, Oppression—o.
Nocturna, Incubus.

OPPRESSION, *Oppres'sio*, *Thlipsis*, *Cata-
thlipsis*, from *opprimere*, (*ob*, and *primere*, *pres-
sum*.) 'to press against.' A state, in which the
patient experiences a sensation of weight in
the part affected. When employed abstractedly,
it means, particularly, *Oppression of the chest*—
Oppressio Pectoris, (F.) *O. de Poitrine*.

OPPRESSION, *Oppres'sio vir'um*, (F.) *Op-
pression des forces*, is, also, used for that con-
dition, at the commencement of fevers, &c., in
which the system is oppressed rather than de-
bilitated, and where the vascular action rises,

as the obstruction to free circulation is relieved by bleeding, purging, &c.

OPS, Eye.

OPSEONUSI, Opsionusi.

OPSIALGLIA, Neuralgia, facial.

OPSIONU'SI, *Opseonusi*, from *opsis*, 'vision,' and *nosos*, 'a disease;' *Morbi visus*. Diseases of vision.

OPSIOTOCIA, from *οψη*, 'too late,' and *τοκος*, 'birth;' *Partus serotinus*. Parturition after the usual period. See Pregnancy.

OPSI, Pupil, Vision.

OPSOMANIAC, *Opsomanes*, (F.) *Opsomane*, from *οψον*, 'aliment,' and *μανια*. One who loves some particular aliment to madness.

OPTESIS, Assatio.

OPTIC, *Opticus*, *Οποϊος*, from *οπτομαι*, 'I see.' That which relates to vision.

OPTIC COMMISSURE, see Chiasmus.

OPTIC FORAMEN, *Foramen opticum*, (F.) *Trou optique*. A round opening in the sphenoid bone, near the base of its lesser ala, through which the optic nerve passes.

OPTIC GANGLIA, Quadrigemina tubercula.

OPTIC GROOVE. A transverse groove on the superior surface of the sphenoid bone, on which the commissure of the optic nerves rests, and which is continuous on each side with the optic foramen.

OPTIC LOBES, Quadrigemina tubercula.

OPTIC NERVE, *Nervus opticus*, *Par secundum seu opticum seu visorium*, *Nerve of the 2d pair*, *Nervus visivus seu visorius*, *Ocular nerve* of Chaussier. The optic nerves are remarkable for their size; for their running a longer course within than without, the cranium; and for their furnishing no branch from their origin to their termination. They do not seem to arise, as was long supposed, from the optic thalami, but from the tubercula quadrigemina. Immediately after their origin the optic tracts, proceed forwards; are, at first, broad and flat; but afterwards become narrower and round. In front of the fossa pituitaria, they unite and decussate, each nerve proceeding through the optic foramen with the ophthalmic artery. The nerve passes to the back part of the globe of the eye, becomes narrower, and enters that organ to give rise to the nervous expansion called the retina. Besides its neurilemma, the optic nerve is surrounded by a sheath, furnished by the dura mater. This accompanies it as far as the eye.

The optic nerve is the nerve of special sensibility of the eye.

OPTIC REMEDY, see Ophthalmic remedy.

OPTIC THALAMI, Thalami nervorum opticorum—o. Tracts, see Optic nerve.

OPTICO-TROCHLEI-SCLEROTICIEN, Oblique superior of the eye.

OPTICUM, Ophthalmic remedy.

OPTILOS, Eye.

OPUNTIA, Cactus opuntia.

OR, Gold—o. *Cyanure d'*, see Gold—o. *Hydrochlorate d'*, see Gold—o. *Iodure d'*, see Gold—o. *Nitromuriate d'*, see Gold—o. *Ozide d'*, see Gold—o. *et de Sodium, chlorure d'*, see Gold—o. *et de Soude, Hydrochlorate d'*, see Gold—o. *et de Soude, Muriate d'*, see Gold.

ORA SERRATA, see Ciliary (Body.)

ORACH, STINKING, Chenopodium vulvaria.

ORANGE, FLOWERS OF THE, see Ci-

trus aurantium—o. Root, Hydrastis Canadensis—o. Tree, Citrus aurantium.

ORANGEADE. A drink, made with orange juice diluted with water. It is antiphlogistic and often recommended in acute diseases.

ORANGES, see Citrus aurantium—o. C rassaou, *Aurantia curassaventia*.

ORBES CARTILAGINOSI TRACHEA see Trachea.

ORBICULAIRE DES LEVRES, Orbicularis oris—o. *des Paupières*, Orbicularis palpebrarum.

ORBICULAR, *Orbicularis*, from *orbis*, 'circle.' Spherical, circular.

ORBICULAR BONE, *Os orbicularè seu lenticularè seu Sybrii seu orbicularè Sylvi*, *Globulus stapèdis ossis*, *Epiphysis cruris longior in eudis*, *Ossiculum orbicularè seu squamosum seu cochlearè seu quartum*, is the smallest of the four bones of the ear. It is scarcely perceptible, round, convex on two surfaces, and situated between the long ramus of the incus and the head of the stapes.

ORBICULAR MUSCLES are muscles with circular fibres surrounding some natural opening of the body. 1. *Orbicularis Oris*, *Sphincter Labiorum*, *Semi vel Demi-orbicularis*, *Supra-semi-orbicularis*, *Constrictor Oris*, *Labialis Osculatoarius*, *Basiator*, (F.) *Labial*, *Orbilaire des Levres*. A muscle situate in the sulcus of the lips, and extending from one commissure to the other. It is formed of two very distinct portions, of a semi-oval shape; one belonging to the upper lip, the other to the lower. Their extremities cross at the commissures, and are confounded with the other muscles of the parts. The use of this fleshy muscle is to bring the lips together, and to close the aperture of the mouth, by making it represent a sort of *Bourrelet* with radiated wrinkles. It is an antagonist to every other muscle of the lips. 2. *Orbicularis Palpebrarum*, *Orbicularis oculi*, *Orbicularis palpebrarum ciliaris*, *Palpebrarum duo musculi*, *Maxillo-palpebral*, *Palpebralis*, *Constrictor palpebrarum*, *Sphincter Palpebrarum seu Oculi*, (F.) *Naso-palpebral* (Ch.), *Palpebral*, *Orbilaire des paupières*. A muscle common to both the eyelids, and seated in their substance. It is broad, thin, transversely oval, and cleft in its great diameter. It is attached to the nasal process of the superior maxillary bone; to the internal angular process of the frontal bone, and to the orbital process of the superior maxillary bone. From these origins the muscle passes outwards, under the skin of the eyelids, surrounding the orbit in a circular manner, extending somewhat beyond it, and covering the upper part of the cheek. It is inserted into the skin of the eyelids, its upper and inner edge being intimately connected with the frontal and corrugator muscles. Its use is to close the eye, by bringing the eyelids together. The part of the orbicularis which covers the cartilages of the eyelids, and which is remarkably thin, is the *Musculus Ciliaris* (see some authors).

ORBICULARIS OCULI, Orbicularis palpebrarum, see Orbicular muscles—o. Oris, see Orbicular muscles—o. Palpebrarum, see Orbicular muscles—o. Palpebrarum ciliaris, see Orbicular muscles—o. Recti, Sphincter ani externus.

ORBICULUS CILIARIS, Ciliary ligament Ciliary zone.

ORBIS GENU, Patella.

ORBIT, *Or'bita*, *O. oculi*, *Troch'ia*, *Conchus* seu *Cav'itas* seu *For'vea* seu *Pelvic'ula oculi*, from *orbis*, 'a circle.' The circular cavities are so called which lodge the organs of sight. The *orbis* or *orbital fossæ* or *cavities*, *conchi*, *κογχοι*, are situate at the upper part of the face, and are composed of seven bones, viz:—the *frontal*, above; the *palate* and *superior maxillary*, below; the *sphenoid* and *malar*, externally, and the *ethmoid* and *lachrymal*, internally. The orbit is filled by the globe of the eye, with its different accessory parts—muscles, nerves, vessels, the lachrymal gland, &c. Its margin is termed *margo orbita'lis*.

ORBITA, Orbit—*O. Oculi*, Orbit.

ORBITAL FISSURE, INFERIOR, Sphenoidal fissure—*O. Fissure*, superior, Maxillary fissure.

ORBITAR, *Orbita'rius*, *Orbita'lis*, *Or'bital*; same etymon. Relating or belonging to the orbit.

ORBITAR APOPH'YSES OR PROO'ESSES terminate the two extremities of the orbitar arch. The *external* is much more prominent, and is articulated with the cheek bone; the *internal* is thinner, and joins the *os unguis*.

ORBITAR ARCH, (F.) *Arcade orbitaire*, is the projecting, round margin, which separates the *frontal* and *orbital* surfaces of the *os frontis*, and forms a part of the circumference of the orbit.

ORBITAR FISSURES, (F.) *Fentes orbitaires*. These are situate in the orbit. They are two in number: one *superior*, the Sphenoidal; the other *inferior*, the Spheno-maxillary.

ORBITAR FORAM'INA. Of these there are several:—1. The *Foramen orbitarium superius*, (F.) *Trou orbitaire superieur*, which is situate at the junction of the inner third of the orbitar arch with its two outer thirds, and gives passage to the frontal nerve. 2. The *Foramina orbitaria interiora* vel *interna*, *Foramina Ethmoidea*. These are situate at the upper part of the internal paries of the orbit, are formed by the union of two notches of the *os frontis* with two similar ones of the *ethmoid*; and are distinguished into *anterior* and *posterior*. The former gives passage to the ethmoidal filament of the nasal nerve and to a small artery.

ORBITAR NERVE, *Nervus orbita'lis* seu *orbita'rius*, is a branch given off from the superior maxillary. It enters the orbit by the sphenomaxillary fissure, and divides into two filaments; the one—*malar*—which passes over the cheek bone, is distributed to the orbicularis palpebrarum, and anastomoses with the facial nerve; the other—*temporal*—which passes to the temporal fossæ, and anastomoses with the inferior maxillary and facial, to become afterwards subcutaneous.

ORBITO-EXTUS-SCLÉROTICIEN, *Rectus externus oculi*—*O. Intus-Scléroticien*, *Rectus internus oculi*—*O. Maxillo-labial*, *Levator labii superioris proprius*—*O. Palpebr'al*, *Levator palpebræ superioris*—*O. Sus-palpebr'al*, *Levator palpebræ superioris*.

ORCANETTE, *Anchusa officinalis*.

ORCHALGIA, Orchidalgia.

ORCHAS, Scrotum.

ORCHEITIS, *Osch'i'tis*, *Oschei'tis*, *Inflammatio scroti*, from *ορχας*, 'the scrotum,' and *itis*, denoting inflammation. Inflammation of the scrotum.

ORCHEITIS, *Hernia humoralis*.

ORCHEOCATABASIS, *Orchidocatabasis*.

ORCHEOCELE, *Orchiocele*.

ORCHEOTOMY, Castration.

ORCHESTROMANIA, Chorea.

ORCHIDAL'GIA, *Orchal'gia*, *Orchidodyn'ia*, from *ορχης*, 'a testicle,' and *αλγος*, 'pain.' Pain of the testicle.

ORCHIDITIS, *Hernia humoralis*.

ORCHIDOCATABASIS, *Orcheocatabasis*, *Descensus testiculo'rum*, from *ορχης*, 'the testis,' and *καταβασις*, 'descent.' The descent of the testes into the scrotum.

ORCHIDOCELE, *Hernia humoralis*.

ORCHIDODYNIA, *Orchidalgia*.

ORCHIDONCUS, *Hernia humoralis*.

ORCHIDOTOMY, Castration.

ORCHILL, *Lichen roccella*.

ORCHIOCE'LE, *Orcheocel'e*, from *ορχης*, 'the testicle,' and *κηλη*, 'a rupture.' A tumour of the testicle. Scrotal hernia. *Hernia humoralis*. A name given to several diseases of the testicle and its envelopes, essentially differing from each other.

ORCHIOCE'LE SCIRRHO'SA, *Scirrhocel'e*. A malignant tumour of the testis.

ORCHIS, Testicle—*O. Butterfly*, *Orchis bifolia*.

ORCHIS MAS'CU'LA, *Satyri'on*, *Male Orchis*, *Testiculus caninus*, *Cynosor'chis*, *Dogs' stones*, *Male Fools' stones*, *Twainroot*. This root has had a place in some pharmacopœias, on account of the glutinous, slimy juice it contains. The root of the *Orchis bifolia* or *Butterfly orchis*, has likewise been collected. It has been used as a demulcent. Its fancied aphrodisiac virtues seem to be owing to its resemblance to *ορχης*, 'a testicle,' whence its name.

Salep is obtained from this variety of the orchis;—and from the *Orchis morio*, &c. See *Salep*.

ORCHITE, *Hernia humoralis*.

ORCHITIS, *Hernia humoralis*.

ORCHOI, see *Tarsus*.

ORCHOTOMIA, Castration. Also, removal of the tarsi.

ORDEOLUM, *Hordeolum*.

ORDEUM, *Hordeum*.

ORDINAIBES, *Menses*.

ORDONNANCE, *Formula*, *Prescription*.

OREILLE D'HOMME, *Asarum*—*O. de Souris*, *Hieracium pilosella*.

OREILLETTE; *Asarum*, *Auricle of the heart*.

OREILLONS, *Parotis*, *Cynanche parotideæ*.

ORELIA GLANDIFLORA, *Allamanda*.

ORESELINUM, *Athamanta aureoselinum*—*O. Africanum*, *Bubon galbanum*.

OREXIS, *Appetite*, *Pyrosis*—*O. Cynodes*, *Boulimia*.

ORGAN, *Organum*, *Organon*. 'An instrument.' Part of an organized being, destined to exercise some particular function. Thus—the eyes are organs of sight; the muscles are organs of motion, &c. The collection of organs, which concur in any function, is called apparatus.

ORGANA GENERATIONI INSERVIENTES, *Genital organs*—*O. Sudoripara*, see *Perpiration*.

ORGANES GÉNITAUX, *Genital organs*.

ORGANIC, *Organ'icus*. Relating to an organ or organs, and to beings possessed of organs. Hence, ORGANIC FUNCTIONS are those possessed

by both animals and vegetables. It is also used synonymously with *vital*, in contradistinction to *physical*.

ORGANIC CHEMISTRY, see Chymistry.

ORGANIC DISEASES OR LESIONS are such as concern the organ itself, in contradistinction to *functional*, which merely concern the function. Of course, *organic* diseases of a part are always more serious than *functional*.

ORGANISATIO, Organization.

ORGANISATUS, Organized.

ORGANISM. Same etymon. The living economy. Many physiologists have used this word synonymously with organization; but more especially to designate the aggregate of vital actions in organized beings, animals as well as vegetables. The collection of parts composing an organized body, and the laws which govern it.

ORGANIZATION, *Organisatio*, from *οργανον*, 'an organ.' The manner of structure proper to different beings. It is also employed in the sense of the structure of a part; as, the *organization of the heart*, &c.

ORGANIZATION, COMPOUNDS OF, Principles, immediate.

ORGANIZED, *Organis instructus*, *Organisatus*. That which is composed of organs.

ORGANIZED BODIES, (F.) *Corps organisés*, are those endowed with life; i. e. animals and vegetables; in opposition to *inorganic* bodies, which term comprises the mineral kingdom.—See *Corpus*.

ORGANOCHEMIA, Chymistry, organic.

ORGANOGENY, *Organogenia*, from *οργανον*, 'an organ,' and *γενεσις*, 'generation.' The doctrine of the formation of different organs.

ORGANOGNOSIA, from *οργανον*, 'organ,' and *γνωσις*, 'knowledge.' The knowledge and discrimination of organized bodies.

ORGANOGRAPHY, *Organographia*, from *οργανον*, 'an organ,' and *γραφη*, 'a description.' A description of the organs of a living body.

ORGANOLOGY, Anatomy, Craniology.

ORGANON OLFACTUS, Nasus.

ORGANONOMIA, from *οργανον*, 'an organ,' and *νομος*, 'a law.' The doctrine of the laws of organic life.

ORGANOZOONOMIA, Zoonomia.

ORGANUM, Instrument.

ORGASM, *Orgasmus*, *Orgosis*, from *οργαω*, 'I desire ardently.' A strong impulse or desire for something. State of excitement and turgescence of any organ whatever. Applied particularly to the genital organs at the height of venereal excitement.

ORGASMUS, Turgescence.

ORGASTICA. Same etymon. The second order of the class *Genetica* of Good. Defined: diseases affecting the orgasm; organic or constitutional infirmity disordering the power or the desire of procreating.

ORGE, Rage.

ORGE, Hordeum—o. *Perlé*, see Hordeum.

ORGEAT, Syrupus amygdalæ.

ORGELET, Hordeolum.

ORGOLET, Hordeolum.

ORGOSIS, Orgasm.

ORICHALCUM, Brass.

ORICULAR, Auricular.

ORICULE, Auricle, Pavilion of the ear.

ORIFICIUM, Mouth—o. Dextrum Ventri-

culi, Pylorus—o. Uteri, Os uteri—o. Ventriculi Sinistrum, Cardia.

ORIGANUM, *Origanum vulgare*, *Cuni'la bu'bula*, *Marjora'na mancura'na*, *O. heracleoticum*, *Zawrhen'di herba*, *Wild marjoram*, *Common marjoram*, *Mancura'na*, (F.) *Pied de lit*. Family, Labiata. *Sex. Syst.* Didymia Gymnospermia. This plant resembles marjoram in smell; and has a pungent taste, much like thyme. It is aromatic and stimulant; and its oil possesses the properties of the essential oils in general. The oil, *oleum origani*, Ph. U. S.—is very pungent, and is rarely given internally. It is used in toothache.

ORIGANUM AQUATICUM, *Eupatorium cannabinum*—o. *Creticum*, *O. dictamnus*.

ORIGANUM DICTAMNUS, *Dictamnus Creticus*, *O. Creticum*, *Oni'tis*, *Ditt'an'y of Crete*, (F.) *Dictamne de Crète*. The leaves of this plant were once recommended as emmenagogue and alexipharmic.

ORIGANUM HERACLEOTICUM, *Origanum*.

ORIGANUM MAJORA'NA, *Marjora'na*, *O. majoranoides*, *Majorana*, *Sweet marjoram*, *Samp'sucus*, *Agrisorig'annum*, *Amar'acus*, (F.) *Marjolaine*. Its odour is strong and fragrant; taste aromatic and bitterish. Its properties are those of a stomachic and errhine. It is chiefly used, however, for culinary purposes, and as a snuff in headache.

ORIGANUM SYRIACUM, *Teucrium marum*.

ORIGINAIRE (F.), from *origo*, 'origin.' This term has been used, by French writers, in the same sense as *congenital*. It is particularly applied to affections depending upon faulty conformation, or to faulty conformation itself.

ORIGO, Arche.

ORISMOLOGY, Terminology.

ORME, Appetite.

ORME, Ulmus.

ORMSKIRK MEDICINE. A celebrated antilysic remedy, supposed to consist of *Pulv. Cræta*, ℥ss; *Bol. Armen.* ℥ijj; *Alumin.* gr. x; *Pulv. Inulæ* ʒj; *Ol. Anisi*, gtt. vj.

This is taken for a dose every morning for six times, in a glass of water, with a small proportion of fresh milk.

ORNAMENTUM FOLIACEUM, see Tube, Fallopiian.

ORNITHOGALUM MARITIMUM, Scilla.

ORNITHOGLOSSÆ, see *Fraxinus excelsior*.

ORNUS EUROPEA, see *Fraxinus ornus*—o. *Sylvestris*, *Fraxinus excelsior*.

OROBAN'CHE VIRGINIANA, *Epip'agus America'nus*, *E. Virginia'nus*, *Virgin'ia broomrape*, *Beech-drops*, *Cancer-root*. Family, *Orobanchoidæ*. This parasitic plant is astringent, and a peculiar and extremely nauseous bitter. It is most powerful when fresh. It has been used in dysentery; and, externally, to obstinate ulcers.

OROBAN'CHE AMERICA'NA, and *O. UNIFLORA*, have the same properties, and are, likewise, called *Cancer root*, *Earth club* and *Clapwort*.

OROBEE, *Ervum ervilia*.

OROBION, see *Ervum ervilia*.

OROBIDES, from *οροβος*, 'the orobus,' and *ειδος*, 'form.' *Orobo'des*. Having the shape of the orobus. A name given to urine, *Urina orobo'des* seu *orobo'des*, when depositing a substance of a fawn colour, like the meal of the orobus.

OROBUS, *Ervum ervilia*.

ORONGE, see *Agaric*.

OROPHALL'US, from *ορος*, or *οπος*, 'the rump,' and *φαλλος*, 'the male organ.' A monster having a second male organ originating from the rump.—Gurlt.

OROS, *Croupion*, Serum.

ORPIMENT, *Auripigmentum*, *Orpin*, *Risigallum*, *Rissigallum*, *Cloana*, *Elomè*, *Sirà*, *Lempnias*, *Speculum citrinum*, *Yrides*, *Yride*. The native yellow sulphuret of arsenic. It is poisonous, but less so than the oxide. It is, also, called *Adarigo*, *Adarnech*, *Ahusal*, *Althanacha*, *Azarnet*. The Turks prepare a depilatory with it, which they call *Rusma*.

ORPIN, Orpiment—*o. Brûlant*, Sedum—*o. Grand*, Sedum telephium—*o. Reprise*, Sedum telephium.

ORPINE, Sedum telephium.

ORRHOCHEZIA, Diarrhœa, serous.

ORRHOCYST'IS, from *ορος*, 'serum,' and *κυστις*, 'a bladder.' An encysted tumour containing a serous fluid.

ORRHONYMENTIS, Hydrohymenitis.

ORRHOPYG'ION. The inferior extremity of the vertebral column; from *ορος*, 'extremity,' and *πυγην*, 'the nates.' The os coccygis. Also, the raphe, extending from the penis to the anus, and separating the scrotum into two parts.

ORRHORRHOË'A, from *ορος*, 'serum,' and *ρῶω*, 'I flow.' A morbidly increased secretion of a serous fluid.

ORRHOS, *Croupion*, Serum.

ORRIS, Iris Florentina—*o. Common*, Iris Germanica.

ORSEILLE, Lichen roccella.

ORTEIL, Digitus pedis.

ORTHOCOL'UM, from *ορθος*, 'straight,' and *κῶλον*, 'limb.' Stiffness of the limb, so that it is kept quite straight.

ORTHODORON. A measure with the Greeks, equal to eleven finger-breaths.

ORTHOMORPHIA, Orthopædia.

ORTHOMORPHOSIS, Orthopædia.

ORTHONTROPIA, Orthopædia.

ORTHOPÆD'IA, *Orthopædicè*, *Orthomorphia*, *Orthomorphosis*, *Orthontropia*, from *ορθος*, 'right,' and *παις*, 'a child.' The part of medicine whose object is to prevent and correct deformity in the bodies of children. Often used, however, with a more extensive signification, to embrace the correction or prevention of deformities at all ages. *Orthosomat'ics*, *Orthosomat'icè*, from *ορθος*, 'right,' and *σῶμα*, 'body,' has been proposed as a preferable term.

ORTHOPE'DIC, *Orthopædicus*; same etymon. Relating to orthopædia,—as *Orthopædic Institution*, *Institutum orthopædicum* seu *orthopædium*: an institution for the correction or prevention of deformities in children.

ORTHOPE'DIST, *Orthopæd'ic*, *Orthopædicus*, same etymon. One who practises orthopædia.

ORTHOPHREN'IC, *Orthophren'icus*, from *ορθος*, 'right,' and *φρηνη*, 'mind.' Relating to sound mind.

ORTHOPNŒ'A, *Suffocatio*, *Strangulatio*, *Præfocatio*, *Pnœa*, *Pnigmus*, *Euthyp'nœè*, *Euthyp'nœa*, *Angor*, *Apnœa*, from *ορθος*, 'right,' 'straight,' and *πνέω*, 'I respire.' Impracticability of breathing in the horizontal posture. Necessity of being in the erect posture, in order to respire.

ORTHOPNŒA CARDIACA, Angina Pectoris—*o. Convulsiva*, Asthma—*o. Cynanchica*, Cynanche trachealis—*o. Hydrothoracica*, Hydrothorax—

o. Hysterica, Angone—*o. Pituitosa*, Mycorthopncea—*o. Tussiculosa*, Pertussis.

ORTHOSOMATICE, Orthopædia.

ORTHOSOMATIQUE, Orthopædia.

ORTHOTER, Orthopedist.

ORTHYSTEROPTOMA, Prolapsus uteri.

ORTHYSTEROPTOSIS, Prolapsus uteri.

ORTIE, Urtica—*o. Blanche*, Lamium album—*o. Brûlante*, Urtica urens—*o. Morte*, Lamium album—*o. Morte des Bois*, Galeopsis—*o. Romaine*, Urtica pilulifera.

ORTYX, Tetrao coturnix.

ORUS, *Croupion*, Serum.

ORVALE, Salvia sclarea.

ORVIETANUM. From the Italian *Orvietano*. An electuary regarded as an invaluable antidote, and composed of *Old theriac*, *Dried vipers*, *Scorzonera*, *Carlina*, *Impèratorium*, *Angolica*, *Bistort*, *Rosemary*, *Juniper*, *Cinnamon*, *Cloves*, *Mace*, *Honey*, and a crowd of other substances. Its medical properties resembled, in some respects, those of the theriac. It was so called, according to some, because invented by Orvietano, a celebrated charlatan; or, according to others, from Orvieto, a town in Italy.

ORY'ZA, from *Orez*, (Arab.), *Ory'za sativa*, *Rice*, (F.) *Riz*. Family, Gramineæ. *Sex. Syst.* Hexandria Monogynia. A plant, almost aquatic, and indigenous in China, one of the richest productions of Egypt, and which prospers in the warmer regions of the four quarters of the globe. Its amylaceous seeds, *Ory'za*, *Ory'zum*, *Hordeum galacticum*, nourish more men than those of wheat and rye together. Besides being alimentary, they are demulcent and emollient.

OS, Bone, Mouth, see Ossiculum—*o. Acromii*, Acromion—*o. ad Cubitale*, Radius—*o. Adjutorium*, Humeri os—*o. Alaforme*, Sphenoid—*o. Alagas*, Coccyx, Sacrum—*o. Amphideon*, Os uteri—*o. Anonyme*, Innominatum os—*o. Anonymum*, Innominatum os—*o. Anticum*, *Avant bouche*—*o. Arcuale*, Temporal bone—*o. Armale*, Temporal bone—*o. Asser*, Sternum—*o. de l'Assette*, Ischion—*o. Azygos*, Sphenoid—*o. Ballistæ*, Astragalus—*o. Basilare*, Occipital bone, Palate bone, Sacrum, Sphenoid—*o. Baxillare*, Sphenoid—*o. Bicornè*, Hyoides os—*o. Brachiale*, Humeri os—*o. Brachii*, Humeri os—*o. Calcis*, Calcaneum—*o. Capitatum*, Magnum os—*o. Caudæ*, Occipital bone—*o. Clunium*, Særum—*o. Coccygis*, Coccyx—*o. Colatorium*, Ethmoid bone—*o. Coliforme*, Ethmoid—*o. Convolutum superius*, Turbinate bone, middle—*o. Coronale*, Frontal bone—*o. Coxæ*, Innominatum os—*o. Coxal*, Innominatum os, Ischion—*o. Cribleux*, Ethmoid—*o. Cribriforme*, Ethmoid—*o. Cribrosum*, Ethmoid—*o. Cristatum*, Ethmoid bone—*o. Crochi*, Os unificorme.

OS CROTOPHALE. A name given by M. Béclard to a bone sometimes met with at the anterior and inferior angle of the parietal bone; from *ροταφος*, 'the temple.'

Os CROTAPHITICUM, Temporal bone—*o. Cubicum*, Ethmoid bone—*o. Cubiti Inferius*, Ulna—*o. de la Cuisse*, Femur—*o. Cuneiforme*, Sphenoid—*o. Cuneo comparatum*, Sphenoid—*o. Cymbiforme*, Scaphoid bone—*o. Disciforme*, Patella—*o. Durum*, Temporal bone—*o. Ensiforme*, Sternum.

OS EPACTALE. A name given to one of the ossa Wormiana; particularly to one met with in the posterior fontanelle, and which has

been described by G. Fischer, under the name *Os Epactalè* sive *Goëthianum*.

OS ÉPACTAUX, Wormiana ossa.

OS EXTERNUM. The entrance into the vagina, in contradistinction to the *Os internum*, or *Os uteri*.

OS EXTRA ORDINEM CARPI, *Os pisiforme*—o. *Fibrosus*, Occipital bone—o. *Foraminulentum*, Ethmoid—o. *Frontis*, Frontal bone—o. *Genæ*, Malæ os—o. *Gladioli*, Sternum—o. *Grand*, Magnum os—o. *Grand*, *col du*, Collum ossis magni—o. *Grandinosum*, Cuboid—o. *Gutturis*, Hyoides os—o. *Hamatum*, *Os unciniforme*—o. *Hors du rang*, *Os pisiforme*—o. *Hypopium*, Malæ os—o. *Hypseloides*, Hyoides os—o. *Inconjugatum*, Sphenoid—o. *Incudi similis*, Incus—o. *Inferius ventriculi*, *Pylorus*—o. *Innominé*, *Innominatum os*—o. *Intercalés*, Wormiana ossa—o. *Internum*, *Os uteri*—o. *Inverecundum*, Frontal bone—o. *Ischii*, *Ischion*—o. *Jugale*, Malæ os—o. *Jugamentum*, Malæ os—o. *Juguli*, Clavicule—o. *Lachrymale*, Unguis os—o. *Lambda*, Occipital bone—o. *Lambdoïdes*, Hyoides os, Occipital bone—o. *Lapideum*, Temporal bone—o. *Latum*, Sacrum—o. *Latum humeri*, Scapula—o. *Lenticulare*, *Os orbiculare*, *Os pisiforme*—o. *Lepidoïdes*, Temporal bone—o. *Lingæ*, Hyoides os—o. *Linguale*, Hyoides os—o. *Lithoides*, Temporal bone—o. *Magnum*, neck of the, Collum ossis magni—o. *Malaire*, Malæ os—o. *Malare*, Malæ os—o. *Maxillæ superioris undecimum*, Vomer—o. *Maxillaire inférieure*, Collum mandibulæ—o. *Memento mori*, Temporal bone—o. *Memoriæ*, Occipital bone—o. *Mendosum*, Temporal bone—o. *Morsus Adami*, Thyroid cartilage—o. *Mucronatum*, Xiphoid cartilage—o. *Multangulum majus*, Trapezium os—o. *Multangulum minus*, Trapezoides os—o. *Multiforme*, Ethmoid, Sphenoid—o. *Nasaux*, Nasal bones—o. *Naviculare*, *Os scaphoides*—o. *Nervale*, Temporal bone—o. *Nervosum*, Occipital bone—o. *Occipiti*, Occipital bone—o. *Orbiculare*, *Os pisiforme*—o. *du Palais*, Palate bone—o. *Palati*, Palate bone—o. *Palatine*, Palate bone—o. *Papillare*, Sphenoid—o. *Parietale inferius*, Temporal bone—o. *Pectinis*, Pubis, os—o. *Pectoris*, Sternum—o. *Pelvi-cephalicum*, Occipital bone—o. *Pelvis laterale*, *Innominatum os*—o. *Perone*, Fibula—o. *Petrosum*, Temporal bone—o. *Polymorphon*, Sphenoid—o. *de la Pommette*, Malæ os—o. *Posterior*, Pharynx—o. *Prærupte rupi assimilatum*, Temporal bone—o. *Procubitale*, Ulna—o. *Propres du nez*, Nasal bones—o. *Proræ*, Occipital bone—o. *Pudicum*, Malæ os—o. *Puppis*, Frontal bone, Occipital bone—o. *Pyramidale carpi*, Trapezoides os—o. *Pyxidis*, Occipital bone—o. *Rationis*, Frontal bone—o. *du Rayon*, Radius—o. *Sacrum*, Sacrum—o. *Saxeum*, Temporal bone—o. *Scutiforme*, Patella—o. *Sedentarium*, see *Ischiatic*—o. *Semilunare*, Lunare os—o. *Sextum cranii*, Occipital bone—o. *du Sinciput*, Parietal bones, see *Sinciput*—o. *Sous-ethmoidal*, Turbinate bone, inferior—o. *Sphæno-basillare*, Occipital bone—o. *Sphæcoides*, Sphenoid—o. *Sphenoidale*, Sphenoid—o. *Sphenoides*, Sphenoid—o. *Spongiosum*, Ethmoid—o. *Spongiosum inferius*, Turbinate bone, inferior—o. *Spongiosum medium*, Turbinate bone, middle—o. *Spongiosum superius*, Turbinate bone, middle, Turbinate bone, superior—o. *Spongoides*, Ethmoid—o. *Squamosum*, Temporal bone—o. *Suboculare*, Malæ os—o. *Susmaxillaire*, Maxillary (superior) bone—o.

Surnuméraires, Wormiana ossa—o. *Sylvii*, *Os orbiculare*—o. *Temporis*, Temporal bone—o. *Tessera*, Cuboid—o. *Thyreoides*, Patella—o. *Tibiæ minus*, Fibula—o. *Tincæ*, *Os uteri*—o. *Triangulaires*, Wormiana ossa—o. *Turbinatum*, Turbinate bone, middle—o. *Turbinatum inferius*, Turbinate bone, inferior—o. *Uncinatum*, *Os unciniforme*—o. *Upsiloides*, Hyoides os—o. *Varium*, Cuboid—o. *Vespiforme*, Sphenoid—o. *Vomeris*, Vomer—o. *Wormiens*, Wormiana ossa—o. *Xiphoides*, Sternum—o. *Ypseloides*, Hyoides os—o. *Zygomatium*, Malæ os.

OS UTERI, *Os tincæ*, *Protosporos*, *Os internum*, *Os amphidæon* seu *amphidæum*, *Os'cheon*, *Hysteros'toma*, *Os'culum uteri*, *Hysteros'tomium*, *Orificium uteri*, (F.) *Museau de Tanche*. The mouth of the Womb, see Uterus.

OSCEDO, Yawning.

OSCHÆMATŒDEMA, *Oschamæds'ma*, *Edema scroti cruentum*; from *oschæon*, 'scrotum,' *αἷμα*, 'blood,' and *œdema*, 'œdema.' Effusion of blood into the scrotum.

OSCHÆMŒDEMA, *Oschæmatœdema*.

OSCHE, Scrotum.

OSCHEITIS, Orcheitis, Oschitis.

OSCHEOCARCINOMA, Cancer, chimney-sweepers'.

OSCHEOCELE, *Oschocellè*, from *oschæon*, 'the scrotum,' and *κηλη*, 'tumour,' *Scrotal hernia*, see *Bubonocœle*. Sauvages uses it in the sense of *Dropsy of the scrotum*, see *Hydrocele*.

OSCHEOCELE AQUOSA, *Hydroscheocœle*—o. *Flatulenta*, *Physocœle*—o. *Hydatidosa*, *Hydatidocœle*—o. *Erdematica*, *Edematocœle*—o. *Seminalis*, *Spermatocœle*—o. *Urinalis*, *Urocele*—o. *Varicosa*, *Varicocœle*.

OSCHEON, Scrotum, *Os uteri*.

OSCHEONCUS, *Oschon'cus*, *Oschœophy'ma*, *Oschophy'ma*, from *oschæon*, 'scrotum,' and *ογκος*, 'a tumour.' A preternatural swelling of the scrotum.

OSCHEOPHYMA, *Oschœoncus*.

OSCHEOPLASTIC, *Oschœoplas'ticus*, from *oschæon*, 'the scrotum,' and *πλασσω*, 'I form.' An epithet given to the operation for restoring the scrotum when lost.

OSCHEOPYŒDEMA, *Oschœopyædema*, *Edema scroti purulentum*. Purulent tumefaction of the scrotum.

OSCHEUS, Scrotum.

OSCHION. The raised margin of the os uteri. According to some, an excrescence from the os uteri.

OSCHI'TIS, *Orchê'tis*, *Oschê'tis*, *Inflammatio scroti*, from *oschæon*, 'the scrotum,' and *itis*, 'inflammation.' Inflammation of the scrotum.

OSCHOCARCINOMA. Cancer, chimney sweepers'.

OSCHOCELE, *Oschœocœle*.

OSCHONCUS, *Oschœoncus*.

OSCHOPHYMA, *Oschœoncus*.

OSCHOPYŒDEMA, *Oschœopyœdema*.

OSCHURŒEDEMA; from *oschæon*, 'scrotum,' *ουρον*, 'urine,' and *οιδημα*, 'œdema.' Œdema from effusion of urine into the scrotum.

OSCHUS, Scrotum.

OSCHYDRŒEDEMA, from *oschæon*, 'scrotum,' *ὕδωρ*, 'water,' and *οιδημα*, 'œdema,' *Edema scroti aquosum*. Watery œdema of the scrotum.

OSCILLATIO, Irritability, Oscillation.

OSCILLATION, *Oscilla'tio*; from *oscillum*, 'an image perhaps of Bacchus, hung on ropes, and

swung up and down in the air; Vibration, *Vibrâmen*, *Vibratio*, *Vibratus*. Also, a partial rotatory movement of the eyeball to and from its antero-posterior axis.

OSCITANT, (FEVER,) *Febris oscitans*, (F.) *Fèvre oscitante*; from *oscitare*, 'to yawn.' A fever, in which the patient is continually yawning.

OSCITATIO, Yawning.

OSCUlatorius, Orbicularis oris.

OSCUlum UTERI, Os uteri.

OSCUS, Scrotum.

OSEILLE, *Rumex acetosa* — o. *Boucher*, *Rumex scutatus* — o. *Petite*, *Rumex scutatus* — o. *Ronde*, *Rumex scutatus* — o. *Rouge*, *Rumex sanguineus*.

OSMAZOME, *Os'mozome*, *Osmazo'ma*, *Osmozoma*, *Zomod'mum*, (F.) *Matière extractive du Bouillon*; *Extractive of meat*, *Saponaceous extract of meat*; from *οσμη*, 'smell,' and *ζωμος*, 'soup.' M. Thénard gave this name to an extractive matter, contained in muscular flesh and in the blood of animals, which he considers of a peculiar nature. It has an agreeable smell and taste, and is found in *Bouillons* of meat, in the proportion of one part to seven of gelatin. Vaquelin discovered in it some fungi. It is the substance which gives the flavour of meat to soups, and hence its name.

OSME, Odour.

OSMESIS, Olfaction.

OSMIDROSIS; from *οσμη*, 'odour,' and *ἰδρωσ*, 'sweat.' Perspiration of an unusual odour.

OSMOMETRICUS SENSUS, Olfaction.

OSMONOSI, *Osmonosi*, *Morbi olfactus*; from *οσμη*, 'odour,' and *νοσος*, 'a disease.' Diseases of olfaction.

OSMONOSOLOG'IA; from *οσμη*, 'odour,' *νοσος*, 'disease,' and *λογία*, 'description.' The doctrine of, or a treatise on, the diseases of the sense of smell.

OSMOZOME, Osmazome.

OSMUND, ROYAL, *Osmunda regalis*.

OSMUNDA REGALIS, *Filix Flor'ida*, *Osmunda-royal*. Family, Filicoideæ. This plant was once thought to possess astringent and emmenagogue virtues.

OSORON, Opium.

OSPHRANTERICUS, Olfactory.

OSPHRANTICOS, Olfactory.

OSPHRASIA, Olfaction.

OSPHRESIOL'OGY, *Osphresiology*; from *οσφρησις*, 'odour,' and *λογος*, 'a discourse.' A treatise on olfaction and odours.

OSPHRESIS, Olfaction.

OSPHRETICUS, Olfactory.

OSPHRISTICE, from *οσφρησις*, 'olfaction.' The doctrine of the phenomena of odours.

OSPHYALGEMA, Coxalgia.

OSPHYALGIA, Coxalgia.

OSPHYARTHROSIS, Osphyitis.

OSPHYARTHROCACE, Coxarum morbus.

OSPHYITIS, *Osphyitis*, *Osphyarthrititis*, *Inflammatio coxæ*, from *οσφυρ*, 'the hip,' and *itis*, denoting inflammation. Inflammation of the parts about the hip.

OSPHYRRHEUMA, Lumbago.

OSPHYS, Lumbi.

OSPHYTIS, Osphyitis.

OSSA BREGMATIS, Parietal bones — o. *Convoluta inferiora*, Turbinate bones, inferior — o. *Digitorum manus*, Phalanges of the fingers

— o. *Digitorum pedis*, Phalanges of the toes — o. *Epactalia*, Wormiana ossa — o. *Maxilla superioris quarta seu quinta seu secunda*, Nasal bones — o. *Nasalia*, Nasal bones — o. *Nasi*, Nasal bones — o. *Nervalia*, Parietal bones — o. *Pisiformia lingualia*, see *Hyoides* os — o. *Raphogeminantia*, Wormiana ossa — o. *Sesamoidea*, Sesamoid bones — o. *Sincipitis*, Parietal bones — o. *Spongiosa*, Turbinate bones — o. *Suturatum*, Wormiana ossa — o. *Tertia maxilla superioris*, Turbinate bones — o. *Tetragona*, Parietal bones — o. *Triangularia*, Sphenoidal cornua — o. *Triangularia Blasii*, Wormiana ossa — o. *Triquetra*, Wormiana ossa — o. *Turbinata*, Turbinate bones — o. *Verticalia*, Parietal bones.

OSSELETS DE L'OREILLE, *Ossicula auditus*.

OSSEOUS, *Os'seus*, *Osto'des*, *Ostov'des*, (F.) *Osseux*; from *os*, 'a bone.' Bony. Resembling bone.

OS SICULA, see *Ossiculum*.

OS SICULA AUDITUS, *Ossicula Auris*, (F.) *Osselets de l'oreille*, *O. de l'ouïe*. The small bones situate in the cavity of the tympanum, and forming an uninterrupted chain from the membrane of the tympanum to that of the fenestra ovalis. They are four in number; and their series, from without to within, is as follows, *Malleus*, *Incus*, *Os orbiculare*, *Stapes*.

OS SICULA BERTINI, *Sphenoidalia cornua* — o. *Innominata*, *Innominata minor ossa* — o. *Nasi*, Nasal bones — o. *Sesamoidea*, Sesamoid bones.

OS SICULUM, (plural *Ossicula*), *Ost'arion*. Diminutive of *os*, a bone. A small bone. See *Os*.

OS SICULUM COCHLEARE, Orbicular bone — o. *Incudi Comparatum*, *Incus* — o. *Malleolo assimilatam*, *Malleus* — o. *Molari denti comparatum*, *Incus* — o. *Orbiculare*, Orbicular bone — o. *Quartum*, Orbicular bone — o. *Squamosum*, Orbicular bone.

OS SIFICA TION, *Ossificatio*; from *os*, 'a bone,' and *facere*, 'to make;' *Osteogen'ia*, *Osteogen'esiss*, *Osteo'sis*, *Osto'sis*. Formation of bones. Development, or increase of the osseous system. Ossification takes place in the same manner as the nutrition of other organs. The bones are, at first, mucous, and afterwards cartilaginous; the cartilage, at length, receives the phosphate of lime, and is, at the same time, replaced by a gelatinous parenchyma, when the bone has acquired the whole of its development.

OS SIFICATION, POINTS OF, *Puncta seu Nuclei ossificatio'nis*, *Nuclei ossi*, are the points where the ossification of a bone commences, whence it extends to other parts. Almost all the bones present a greater or less number of points of ossification. Besides the natural ossification, which we observe in the fœtus and in the first periods of life, there are also *accidental ossifications*, such as those frequently remarked after the inflammation of serous membranes, in the parietes of arteries, and to which the terms *Osthe'ia*, *Incrustation*, and *Petrification* have, sometimes, been applied.

OS SIFRAGA, *Osteocolla*.

OS SISI SACRI ACUMEN, *Coccyx*.

OS SISANA, *Osteocolla*.

OS SIV'OROUS, from *os*, 'a bone,' and *voros*, 'I devour.' A species of tumour, mentioned by Ruysch, which destroys bone.

OS TAGRA, *Os'tagra*, from *οστρον*, 'a bone,'

and *αγχα*, 'seizure.' A forceps to cut or remove portions of bone.

OSTALGIA, Osteocopus.

OSTALGITIS, *Osti'tis*, *Ostei'tis*, from *οστεον*, 'a bone,' and *ιτις*. *Inflammatio Ossis*. Inflammation of bone; characterized by violent shooting and lancinating pains in the bone.

OSTARIUM, Ossiculum.

OSTARTHITIS, Arthrophlogosis.

OSTARTHROCASE, Spina ventosa.

OSTEAGRA, Ostagra.

OSTEALGIA, Osteocopus.

OSTEITES, Osteocolla.

OSTEITIS, Ostalgitis.

OSTEMPYESIS, *Osteëmpyë'sis*, *Ostempyo'sis*, from *οστεον*, 'a bone,' and *εμπυησις*, 'effusion of pus.' An abscess in the interior of a bone.

OSTEMPYOSIS, Ostempyesis.

OSTEOCELE, from *οστεον*, 'a bone,' and *κηλη*, 'a tumour.' A hernia in which the sac is cartilaginous and bony:—a rare case. Also, osseous induration of one or both testicles.

OSTEOCLASIS, Fracture.

OSTEOCOLLA, from *οστεον*, 'a bone,' and *κωλλα*, 'glue;' *Glue-bone*, *Stone or bone binder*, *Ossis'Praga*, *Holos'teus*, *Ossisa'na*, *Ostri'tes*, *Ostei'tes*, *Amos'teus*, *Osteol'i'thos*, *Stelochi'tes*. A name given to a petrified carbonate of lime, found in some parts of Germany and other portions of the globe; so called, because it has been supposed to possess the power of favouring the formation of callus in fractures. It is the *Chaux carbonatée concretionnée incrustante* of Häuy. Not used.

OSTEOCOPUS, *Osteäl'gia*, *Ostalgia*, *Osteodynia*, from *οστεον*, 'a bone,' and *κοπος*, 'fatigue.' An epithet given to pains felt in bones, which are commonly owing to constitutional syphilis.

OSTEODYNIA, Osteocopus.

OSTEOGANGRÆNA, Necrosis.

OSTEOGENIA, Ossification.

OSTEOGRAPHY, *Osteogra'phia*, from *οστεον*, 'a bone,' and *γραφειν*, 'to describe.' Description of the bones. The part of anatomy which describes the bones.

OSTEOLITHOS, Osteocolla.

OSTEOL'OGY, *Osteolog'ia*, from *οστεον*, 'a bone,' and *λογος*, 'a discourse.' The part of anatomy which treats of bones.

OSTEOMA, Exostosis.

OSTEOMALACIA, Mollities ossium—o. Infantum, Rachitis.

OSTEOMALACOSIS, Mollities ossium.

OSTEON, Bone—o. Hieron, Sacrum.

OSTEONCUS, from *οστεον*, 'a bone,' and *ογκος*, 'a tumour.' A bony tumour.

OSTEONECROSIS, Necrosis.

OSTEONOSI, *Osteonw'sis*, from *οστεον*, 'a bone,' and *νοσος*, 'a disease;' *Morbi ossium*. Diseases of the bones.

OSTEOPÆDION, Lithopædion.

OSTEOPALINCLASIS, from *οστεον*, 'a bone,' *παλιν*, 'again,' and *κλασις*, 'fracture.' The breaking again of a bone which has united unfavourably.

OSTEOPHYMA, Osteoncus.

OSTEOPHYTA, Exostosis.

OSTEOPLURIA, *Pleurosto'sis*; from *οστεον*, 'a bone,' and *πλευρον*, 'a rib.' Ossification of the cartilages of the ribs.

OSTEOPOROSIS, from *οστεον*, 'a bone,'

and *πωρωσις*, 'induration.' Induration of a bone, from the deposition of too much bony matter.

OSTEOPSATHYROSIS, Fragilitas ossium.

OSTEO-SARCOMA, *Osteo-sarco'sis*, *Sarcosto'sis*, *Hæmatecosto'sis*, from *οστεον*, 'bone,' and *σαρξ*, 'flesh.' Disease of the bony tissue, which consists in softening of its laminae, and their transformation into a fleshy substance, analogous to that of cancer, and which is accompanied with general symptoms of cancerous affection. The word has often, also, been used synonymously with spina ventosa.

OSTEOSARCOSIS, Osteosarcoma.

OSTEOSIS, Ossification.

OSTEO-STEATOMA, *Exosto'sis steatoma-todes*, from *οστεον*, 'a bone,' and *στεαρ*, 'suet or fat.' A name given to bony tumours or degenerations, which sometimes belong to osteo-sarcoma; at others to spina ventosa, exostosis, &c.

OSTEOTOMIST, *Osteotomis'ta*; same etymon as the next. An instrument, invented by Dr. D. Davis, for cutting the bones of the fetal cranium, where it becomes necessary to greatly reduce the size of the head in parturition.

OSTEOTOMY, *Osteotom'ia*, from *οστεον*, 'a bone,' and *τεμνειν*, 'to cut.' The part of practical anatomy whose object is the dissection of bones.

OSTEOTOPHUS, Tophus.

OSTEOTYLUS, Callus.

OSTEULCUM, Bone nippers.

OSTEUM, Bone.

OSTHIXIA, see Ossification.

OSTIARIUS, Pylorus.

OSTIOLUM, from *οστεον*, 'a mouth or opening.' A small door or gate.

OSTIOLA CORDIS, *Valvula cordis*, *Pellic'ula cordis*. The valves of the heart.

OSTITIS, Ostalgitis.

OSTIUM, *Orific'ium*, a door or gate,—of the heart, for example. The opening between the auricle and ventricle of each side; *Ostium venosum*, that of the right side; *Ostium arteriosum*, that of the left.

OSTIUM ABDOMINALE, see Tube, Fallopian—o. Internum, see Ostium uteri.

OSTIUM UTERI, the vulva; the vagina. The term *Ostium internum* has been applied to the inferior opening of the uterus, which establishes a free communication between the cavities of the body and neck, and which is often obliterated in old women.—Cruveilhier. The neck of the uterus; the mouth of the uterus.

OSTIUM UTERINUM, See Tube, Fallopian—o. Ventriculi Duodenale seu Pyloricum seu Dextrum seu Inferius, Pylorus.

OSTODES, Bony.

OSTOIDEA SUBSTANTIA, see Tooth.

OSTOIDES, Bony.

OSTOMA, Exostosis.

OSTOSIS, Ossification.

OSTREA, *Ostreum*, (F.) *Huitre*. The oyster. The oyster is a wholesome article of diet, often advised as analeptic and easy of digestion.

The shells, *Testa Ostreae*, *Testa*, (Ph. U. S.) (F.) *Écaillés d'huitres*, have been received into the Pharmacopœias, and used medicinally. Their virtues are similar to those of the carbonate of lime. See Creta.

OSTREUM, Ostrea.

OSTRITES, Osteocolia.
OSTRUTHIUM, Imperatoria.
OSYRIS, Antirrhinum linaria.
OTACOUSTIC, *Otaous'ticus*; from *ous*, *ωτος*, 'the ear,' and *ακουω*, 'I listen.' Any instrument is so called which improves the sense of hearing,—as the different species of trumpets.
OTAGRA, Otaglia.
OTAL'GIA, *Ot'agra*, *Otod'ynē*, from *ous*, *ωτος*, 'the ear,' and *αλγος*, 'pain.' Pain in the ear; *Dolor aurium*, *Spas'mus aurium*, *Ear-ache*. See Otitis.
OTAL'GIC, *Otal'gicus*. An epithet for remedies used in otalgia.
OTECHUS, Tinnitus aurium.
OTEMPLASTRUM, *Otoplas'ta*, *Otoplas'trum*, from *ous*, 'the ear,' and *επιπλαστον*, 'a plaster.' A plaster put behind the ears.
OTENCHYTES, *Oten'chyta*, from *ous*, *ωτος*, 'the ear,' *εν*, 'into,' and *χυνω*, 'I pour.' *Sypho auricularis*. A species of syringe, used for injecting the ear.
OTHELCOISIS, from *ous*, *ωτος*, 'the ear,' and *ελκος*, 'ulceration.' Ulceration or supuration of the ear,
OTHONE, Linteam.
OTHONION, Linteam.
OTHYGROTES, Otitrhæa.
OTIATER, Aurist.
OTIATRIA, *Otiat'ricē*, from *ous*, *ωτος*, 'the ear,' and *ιατρεια*, 'medicine.' The business of the aurist. The management of diseases of the ear.
OTIATRICE, Otiatria.
OTIATRUS, Aurist.
OTICUM, from *ous*, *ωτος*, 'the ear.' A medicine employed in diseases of the ear.
OTICUM GANGLION; *Otogan'gium*, *Gang'lion auricula'rē*, *Otic ganglion*, *Auricular ganglion*, (F.) *Ganglion maxillo-tympanique*. This is a small ganglion, although more than double the size of the ophthalmic, ash-coloured and pulpy like the ganglions of the sympathetic. It is situated in advance of the ganglion of Gasser, on the lower surface of the inferior maxillary nerve, at the inner margin of the foramen ovale of the sphenoid bone. See Petrous ganglion.
OTIRRHŒA, *Otorrhœ'a*, *Othy'grotes*, *Blenorrhœ'a*, (F.) *Catarrhe de l'oreille*, from *ous*, 'the ear,' and *ρευω*, 'I flow.' Discharge of a purulent or puriform liquid, *Pyorrhœ'a aurium*, *Otopyorrhœ'a*, *Pyo-otorrhœ'a*, *Otorrhœ'a purulenta*, from the meatus auditorius externus. It is a symptom of chronic otitis. Some authors have, indeed, used the term synonymously with chronic otitis. When it extends to the brain, it is termed *cerebral otorrhœ'a*; and when from the middle or internal ear, it is termed *internal otorrhœa*, *Otorrhœ'a interna*, and *Entotorrhœ'a*.
OTIRRHŒA, CEREBRAL, see Otitrhæa.
OTITES, see Digitus.
OTI'TIS, *Otophleg'monē*, *Empres'ma otitis*, *Inflammatio auris*, *Inflammation of the ear*, (F.) *Inflammation de l'oreille*. Inflammation of the mucous membrane of the ear, characterized by excruciating pain; intolerable humming in the ear, with a discharge of mucus generally from the meatus externus or from the Eustachian tube. When the inflammation is restricted to the lining membrane of the meatus, it is termed *otitis catarrhalis*. Otitis is

divided into *external* or *internal*, according as it affects the meatus auditorius, or the cavity of the tympanum or internal ear. It may be *acute* or *chronic*. *Acute otitis* commonly terminates in a few days in a favourable manner, with the aid of antiphlogistics. *Chronic otitis*, *otirrhœ'a*, is almost always accompanied by a purulent discharge from the meatus auditorius. It is often incurable, and may ultimately give occasion to disease of the internal ear, and even of the brain.

OTITIS CATARRHALIS, see Otitis.

OTIUM, *Oti'rium*, from *ous*, *ωτος*, 'the ear.' A small ear. The auricle or pavilion of the ear.

OTOCEPHALUS, *Monot'ia*, from *ous*, *ωτος*, 'the ear,' and *κεφαλη*, 'head.' A monster, whose ears are in contact, or united into one.

OTOCONIES, see Otolithi.

OTODYNE, Otaglia.

OTOLYMPHIS, Earpick.

OTOLYMPHUM, Earpick.

OTORAPHY, *Otogra'phia*, from *ous*, *ωτος*, 'the ear,' and *γραφη*, 'a description.' The part of anatomy which describes the ear.

OTOLITHI, (F.) *Otolithes*, from *ous*, *ωτος*, 'the ear,' and *λιθος*, 'a stone.' White calcareous substances contained in the membranous vestibule, and seeming to be suspended in the fluid of the vestibule by means of a number of nervous filaments proceeding from the auditory nerve. Their universal presence in the ear of the mammalia would seem to show that they are inservient to audition. When of a looser consistence, they are called *Otoconia*, (F.) *Otoconies*, from *ous*, 'the ear,' and *κονια*, 'dust.'

OTOL'OGY, *Otolog'ia*, from *ous*, *ωτος*, 'the ear,' and *λογος*, 'a discourse.' The part of anatomy which treats of the ear. An anatomical treatise on the ear.

OTOPATHEMA, Otopathy.

OTOP'ATHY, *Otopath'ia*, *Otopath'ema*, from *ous*, *ωτος*, 'the ear,' and *παθος*, 'a disease.' A diseased condition of the ear.

OTOPHLEGMONE, Otitis.

OTOPLASTA, Otemplastrum.

OTOPLASTICE, from *ous*, *ωτος*, 'the ear,' and *πλαστικός*, 'forming.' The operation for restoring a lost ear.

OTOPLASTRUM, Otemplastrum.

OTOPYORRHŒA, Otitrhæa.

OTORRHAG'IA; from *ous*, *ωτος*, 'the ear,' and *ρᾳγη*, 'rupture.' Bleeding from the ear or ears.

OTORRHŒUMATISMUS, from *ous*, *ωτος*, 'the ear,' and *ρευματισμος*, 'rheumatism;' *Otal'gia rheumatica*. Rheumatic ear-ache.

OTORRHŒA, Otitrhæa—o. Cerebral, see Otitrhæa—o. Interna, see Otitrhæa—o. Purulenta, Otitrhæa.

OTOSCOP'UM, from *ous*, *ωτος*, 'the ear,' and *σκοπη*, 'examination.' An instrument for examining the condition of the external ear.

OTOT'OMY, *Ototom'ia*, from *ous*, *ωτος*, 'the ear,' and *τεμνειν*, 'to cut.' The part of practical anatomy which teaches the mode of dissecting and preparing the ear.

OULA, Gingivæ.

OULE, Cicatrix.

OUNCE, *Un'cia*. A weight equal to the 16th part of a pound avoirdupois, the 12th of a pound troy. It is composed of 8 drachms. See Weights and Measures.

OURAQUE, Urachus.

OUREMA, Urine.

OURLES, Parotis, *Cynanche parotidæa*.

OURON, Urine.

OUS, Ear.

OUTRE MER, Lapis lazuli.

OUVERTURE CADAVERIQUE, Autopsia cadaverica.

OVA NABOTHI, Nabothi glandulæ.

OVAL, *Ova'lis, Oö'des, Oöi'des, Ova'tus*, from *ovum*, 'an egg.' Egg-shaped, elliptical. That which is round and oblong like an egg.

OVALÉ FORAMEN, *Foramen oö'des, (F.) Trou ovale*. The foramen obturatorium; also, the foramen in the inner paries of the middle ear, which opens into the vestibule; and the foramen in the sphenoid bone, through which the third branch of the fifth pair issues from the cranium.

OVALIS FOSSA, *Val'vula seu Vestig'ium Foram'nis ovalis*, is a depression observed in the right auricle of the heart, on the septum, which separates it from the left auricle. It has thick and strong edges, at its upper and fore part, called *Colum'næ foram'nis ovalis, Isthmus seu An'nulus Vieusse'nii seu An'nulus fossæ ovalis*: in the fœtus called *An'nulus foram'nis vel fossæ ovalis*. The fœssa ovalis, in the adult, replaces the inter-auricular aperture in the septum, which, in the fœtus, is called *foramen ovale, (F.) Trou ovale, Trou de Botal*.

OVARIAN, *Ova'rial, Ovaria'nus*, from *ovarium*, 'the ovary.' Relating to the ovary—as *Ovarian pregnancy*.

OVARIAN ARTERY, Spermatic artery—o. Nerves, Spermatic plexus of nerves—o. Pregnancy, see Pregnancy, ovarian—o. Veins, Spermatic veins—o. Vesicles, Folliculi Graafiani.

OVARIOTOMY, Oariotomy.

OVARISTS, *Ovists*. Same etymon. Those physiologists who think that the phenomena of generation, in the human species and in every species of animal, result from the development of the ova or ovula of the female, merely incited by the male. Not many of the physiologists of the present day can be classed among the ovarists.

OVARITIS, Oaritis.

OVARIUM. Same etymon. The *Ovary, Testis mulie'bris, T. femineus, Oa'rion, Ooph'oron, Gynoa'rium, Vesica'rium, (F.) Ovaire*. The ovaries are the organs in which the ova are formed in oviparous animals. By analogy, the name has been given to the organs which the ancients called the *testicles* of the female. They are two ovoid bodies, almost as large as the testicles in men, placed on each side of the uterus, between the Fallopian tube and round ligament, and in the substance of the broad ligament. Their outer extremity gives attachment to one of the projections of the fimbriated extremity of the Fallopian tube; and the internal is fixed to the uterus by a small ligamentous cord, called *Ligamentum rotundum ovarii*. The ovaries are composed of a very close, spongy texture—*stroma*,—and of small vesicles filled with a clear fluid; these vesicles contain ovules, which detach themselves from the ovarium before and after fecundation, and are carried into the cavity of the uterus by the Fallopian tube.

OVARIUM TUMIDUM, Oarioncus—o. Nabothi, Nabothi glandulæ.

OVATUS, Oval:

OVERO BUTUA, Pareira brava.

OVICAPSULE, see Folliculi Graafiani.

OVIDUCTUS MULIEBRIS, Tuba Fallopiana.

OVIPARITÉ, see Oviparous.

OVIP'AROUS, *Ovip'arus*; from *ovum*, 'egg,' and *par'io*, 'I bring forth.' An epithet applied to animals which are hatched from egg outside of the body. The condition may be termed *Oviparousness, (F.) Oviparité*. See Generation.

OVIPAROUSNESS, see Oviparous.

OVISAC, see Folliculi Graafiani.

OVISTS, Ovarists.

OVOLGY, Oologia.

OVO-VIVIP'AROUS, from *ovum*, 'an egg vivus,' 'living,' and *parere*, 'to bring forth' Oviparous animals, whose ova are hatched within the mother,—vipers, for example. See Generation.

OVULA GRAAFIANA, Folliculi Graafiani—o. Nabothi, Nabothi glandulæ.

OVULATION; from *ovulum*, diminutive of *ovum*, 'an egg.' The formation of ova in the ovary, and the discharge of the same. SPONTANEOUS OVULATION, (F.) *Ovulation spontanéè*, is the spontaneous formation and discharge of ova which takes place in the female of the mammalia. See Heat.

OVULINE, Decidua reflexa.

O'VULUM, *O'vule*; diminutive of *ovum*, 'an egg.' A small egg. That which has the appearance of a small egg. See Ovum.

OVUM, *ov, Oön*, an egg. The eggs of poultry are chiefly used as food. The differer parts are, likewise, employed in medicine. The shell, *Auran'cum, Auran'tum, (F.) Coque d'œuf, Coquille d'œuf*, calcined, is esteemed an absorbent. The *Oil of the egg* is emollient, and is used, externally, to burns and chaps. The *Yolk of the egg—Vital'um seu Vital'us ov'* renders oils, &c., miscible with water. Eggs when lightly boiled, are easy of digestion; but when very hard-boiled or fried, they are more rebellious.

In *Pharmacy, white of egg*, which consist chiefly of albumen, is used for clarifying syrups &c. *Yolk of egg, (F.) Jaune d'œuf*, beaten up with warm water and sugar, and aromatized with orange-flower water, forms an emulsion which is emollient, and known under the name *Lait de poule* or *chicken's milk*.

Anatomists give the name *Ova, O'vula Ovules, (F.) Œufs*, to round vesicles, containing a humour similar to the white of egg, which are situate in the ovaries of the female, and, when fecundated, constitute the rudiments of the fœtus. During gestation, the embryo and its enveloping membranes retain the name *Ovum, (F.) Œuf*. The changes induced in the mammalia after impregnation greatly resemble those in the bird.

OVUM, Testicle—o. Hystericum, see Clavus hystericus.

OXALAS SUBPOTASSICUS, Potass, oxalate of.

OXALAT'IC, *Oxalat'icus*. Relating to *oxalates*: hence *Oxalat'ic Diath'esis* is the habit of body which favours the formation and deposition of oxalates from the urine.

OXAL'IC ACID, *Acidum oxali'num, A. sacchari'num, A. hydro-carbon'icum, A. acetosell'æ, A. oxal'icum, Acidum sac'chari, Acid of sugar*

Acid of sorrel, Carbonous acid, from οξάλις, 'sorrel.' An acid found in sorrel. It crystallizes in long, colourless, quadrangular prisms, and is generally found, in nature, united with lime or potassa. It has been proposed, in a diluted state, as a refrigerant, but it is unnecessary; and, besides, in quantity, it is a virulently acrid poison. It is largely employed for cleaning boot tops; and, as it strongly resembles the sulphate of magnesia, has often been taken for it. Several fatal cases are, indeed, on record. For its antidotes, &c., see Poison.

OXALIDE, Oxalis acetosella.

OXALIS ACETOSA, Rumex acetosa.

OX'ALIS ACETOSEL'LA. The systematic name of the *Woodsorrel, Cuckowbread, Sour Trefoil, White Sorrel, Mountain Sorrel, Trifolium acetosum, Oxytriphyl'ium, Latjula, Allelu'ja, Acetosel'la, Oxyphyl'lon, Oxytriphyl'lon, Parnis cuculi*, (F.) *Surelle, Oxalide, Pain a Coucou, Alleluia, Family, Geraniæ. Sex. Syst. Decandria Decagynia*. This plant has a gratefully acid taste, and is used in salads. It has been esteemed refrigerant, antiscorbutic, and diuretic.

OXALIS TUBEROSA, Oca. A tuberculous plant, whose oval-shaped root is used as food by the Peruvians. It is watery, has a sweetish taste, and is much liked.

OXALIUM, Potass, oxalate of.

OXAL'ME, from οξύς, 'acid,' and αλς, 'salt.' A mixture of vinegar and salt.

OXALURIA, Urine, oxalic.

OXEL'E'ON, from οξύς, 'acid,' and ελαιον, 'oil.' A mixture of vinegar and oil, used as a condiment.

OX EYE, Helenium autumnale.

OX GALL, Bile of the Ox.

OXID, Oxyd.

OXIDATION, Oxyd.

OXIDE, Oxyd.

OXIDUM, Oxyd.

OXINES, οξίνης, (οίνος), from οξύς, 'acid.' Wine already sour, but not yet vinegar.

OXITRIPHYLLUM, Oxalis acetosella.

OXODES, Acidulous.

OXOIDES, Acidulous.

OXOS, Aceticum acidum.

OXYA, Fagus sylvatica.

OXYÆSTHESIA, Hyperæsthesis.

OXYAPHE, Hyperaphia.

OXYAPHIA, Hyperaphia.

OXYBAPHION, see Acetabulum.

OXYBOLIA, from οξύς, 'quick,' and βολη, 'ejection.' Too rapid emission of sperm.

OXYCANTHA, Mespilus oxycantha.

OXYCANTHA GALE'NI, Ber'beris, Ber'beris vulgaris, Spina ac'ida, Crespi'nus, (F.) *Épine vinette, Vinettier. Family Berberidæ. Sex. Syst. Hexandria Monogynia. The Barberry.* The fruit of the berries, *Barberries, Piperidges*, is gratefully acid, and moderately astringent. By preparing an alcoholic extract of the root and adding water to it, a pulverulent brown substance is thrown down, which, when dissolved in alcohol and evaporated, yields the bitter principle, *Berberin*, which is an excellent stomachic in the dose of ʒ, 5, or 10 grains.

The American Barberry, *Ber'beris Canadensis, Pepperidge Bush, Souberry*, differs slightly from the European. It flourishes on mountains and hilly districts from Canada to Virginia.

OXYCOCCOS, Vaccinium oxycoccus.

OXYCRATE, *Oxycratum*, from οξύς, 'acid,'

and κραιω, 'I mix;' *Posca, Phusca*. A mixture of vinegar and water; frequently used in medicine as a refrigerant and antiseptic.

OXYCROCEUM EMPLASTRUM, from οξύς, 'acid,' and κροκες, 'saffron.' A plaster, composed of saffron, pitch, colophony, yellow wax, turpentine, galbanum, gum ammoniac, myrrh, oliveum, and mastic. It was employed as a strengthening plaster.

OXYCUM, Oxygen.

OXYD, *Oxid, Oxide, Oxyde, Ox'ydatum, Ox'idum*, from οξύς, 'acid.' A combination, not acid, of a simple body with oxygen.

OXYDA'TION, Oxyda'tio, Oxida'tion, Oxygenation. The action of oxidizing a body; that is, of combining it with oxygen; a combination from which results an oxyd.

OXYDE, Oxyd.

OXYDE, Cystic. A species of urinary calculus, having the shape of confused, yellowish, semi-transparent, insipid, very hard crystals. When distilled, it furnishes subcarbonate of ammonia, like all azoted matters. It dissolves in the nitric, sulphuric, phosphoric, and oxalic acids.

OXYDE D'ANTIMOINE SULFURÉ, Oxydum stibii sulphuratum.

OXYDER'CIA, Oxydor'cia, Visus a'cies, from οξύς, 'quick,' and δερκεσθαι, 'to see.' Sharpness of vision.

OXYDER'CICUS, Oxyder'ces, from οξύς, 'sharp,' and εἶρα, 'I see.' A medicine which sharpens the sight.

OXYDORCIA, Oxydercia.

OXYDUM, Oxyd—o. Antimonii cum phosphate calcis, Antimonial powder.

OXYDUM FERRI NIGRUM, Ferri ox'idum nigrum, Black oxyd of iron. The scales, which fall from iron, when heated, consist of iron, combined with oxygen. They have been used like the chalybeates in general.

OXYDUM FERRICUM CRYSTALLIZATUM NATIVUM, Hematites—o. Hydrargyri completum, Hydrargyri nitrico-oxydum—o. Hydrargyricum, Hydrargyri nitrico-oxydum—o. Hydrargyricum præparatum, Hydrargyri oxydum cinereum—o. Hydrargyrosium, Hydrargyri oxydum cinereum.

OXYDUM STIBII SULPHURATUM, Hepar antimoni'ni, Crocus metallo'rum, Crocus antimoni'ni, (F.) *Oxyde d'antimoine sulfuré, Foie d'Antimoine*. This was formerly exhibited in the cure of fevers, but it is now rarely employed.

OXYECOIA, Hyperacisia.

OXYG'ALA, from οξύς, 'sour,' and γαλα, 'milk.' Sour milk. The *Oxygala equi'num, Caracoss'nos*, is reckoned amongst the delicacies of the Tartars.

OXYG'ARON, from οξύς, 'acid,' and γαρν, 'garum.' A composition of garum and vinegar.

OX'YGEN, Oxygen'ium, Empyr'eal air, Pure air, Vital air, Depl'ogis'ticated air, Oxyg'enes, Ox'yeum, Princip'ium oxyg'eni'ans seu oxygene'tium seu acid'ificans seu ac'idum, Elementum acid'ificum, (F.) *Oxygène, Air du feu*; from οξύς, 'acid,' and γενναι, 'I engender,' that is, generator of acids; and such it was believed to be, exclusively, at the period when the name was given to it. This is now known not to be the case. Oxygen is largely distributed in nature. It exists in the air, in water, in several acids, in all the oxyds, and in vegetable and animal substances, &c. It is obtained by decomposing the peroxyd of manganese or the

chlorate of potassa by heat in close vessels. Although oxygen, in the state of admixture in which it is found in the atmosphere, is of vital importance, it cannot be respired in a pure state with impunity. Animals die in it long before the whole of the oxygen is consumed. The properties of oxygen seem to be stimulant. It increases the force and velocity of the pulse, and has, accordingly, been used in cases of chronic debility, chlorosis, asthma, scrofula, dropsy, paralysis, &c. It requires to be diluted with from 10 to 20 parts of atmospheric air; one to two quarts being given during the day.

OXYGENATION, Oxydation.

OXYGENE, Oxygen.

OXYGENESES: A name given by Baumes to diseases which he attributed to disordered oxygenation.

OXYGEUSIA, Hypergenstia.

OXYGOLICUS, *Oxygolicus*, from *oξυς*, 'acid,' and *γλυκός*, 'sweet;' *Mulsa acida, Acetum mulsum dulce*. Prepared by macerating and boiling honey-comb (from which the greater part of the honey has been taken) in water, and adding vinegar. An *Oxymel*.

OXYLAPATHUM, *Rumex acutus*.

OXYMEL, *Apomeli, Mel acetatum*, from *oξυς*, 'acid,' and *μελι*, 'honey.' Honey and vinegar boiled to a syrupy consistence.

OXYMEL ÆRUGINIS, *Linimentum Æruginis*.

OXYMEL COLCHICI, *Oxymel of meadow saffron*, (F.) *Oxymel colchique*. (*Rad. colch. recent. in laminas tenues secta* ℥ij, *aceti destillati* ℥ij, *mellis. despumat.* pond. ℥ij. Macerate in a gentle heat for 48 hours. Press and boil the liquor with the honey to the thickness of a syrup; stirring with a wooden spoon. *Ph. D.*) It is expectorant and diuretic. Dose, f. ℥j, in gruel.

OXYMEL COLCHIQUE, *O. colchici*—o. of Meadow saffron, *O. colchici*.

OXYMEL SCILLÆ, *Oxymel of squills*, *Mel scillæ, Oxymel scilliticum*. (*Mellis. despumat.* ℥ij, *aceti scillæ* Oij. Boil in a glass vessel over a gentle fire to a proper consistence. It is reputed to be expectorant and diuretic. Dose ℥j.)

OXYMEL, SIMPLE, *Oxymel simplex*, is prepared as follows; (*Mellis despumati* ℥ij, *acidi acetici* ℥ij. Boil in a glass vessel, over a slow fire, to a proper thickness. *Ph. L.*) It is cooling;—externally, detergent.

OXYMEL OF SQUILL, *O. scillæ*.

OXYMYRRHINE, *Ruscus*.

OXYMYRSINE, *Ruscus*.

OXYNGIUM, *Adeps snilla*.

OXYNITRON, from *oξυς*, 'acid,' and *νιτρον*, 'nitre.' Name of a plaster, composed chiefly of vinegar and nitre, and recommended by Aëtius.

OXYNOSEMA, Acute disease.

OXYNOSOS, Acute disease.

OXYNUSOS, Acute disease.

OXYOPLIA, *Galeroplia, Hyperoplia, Suffusio exaltans, Acies visus*, from *oξυς*, 'quick,' and *οψ*, 'sight.' Excessive acuteness of the sense of sight. Instances have occurred, where persons could see the stars in the day time. The cause is seated in great sensibility of the retina. The term has been used synonymously with nyctalopia.

OXYOSPHEREZIA, *Oxyosphra'sia*, from *oξυς*, 'acute,' and *οσφρησις*, 'smell.' Excessive acuteness of the sense of smell.

OXYPHLEGMA'SIA, *εξυφλεγμασια, Acuta*

et vehemens inflammatio. A violent inflammation.

OXYPHENICON, *Tamarindus*.

OXYPHONIA, *Vox acuta*; from *oξυς*, 'sharp,' and *φωνη*, 'voice;' *Paraphonia clangens, P. ulcerosa, Clangor, Vox clangosa, Leptophonia*. A shrill and squalling voice;—frequently, a symptom of morbid affection of the larynx.

OXYPHYLLON, *Oxalis acetosella*.

OXYPODIA, see *Kyllosis*.

OXYPROTEIN, see *Corium phlogisticum*.

OXYREGMIA, *Ructus acidus*, from *oξυς*, 'sour,' and *ερευνα*, 'I belch.' Acid eructation.

OXYRIA RENIFORMIS, *Rumex dig'ymus, Boreal sourdock, Mountain Sorrel, Welsh sorrel*. A plant, *Sez. Syst.* *Diandria digynia*, which grows in the northern parts of America and Europe; blossoming in the spring. It possesses the same properties as *oxalis acetosella*.

OXYRRHODINON, *Acetum rosatum*, from *oξυς*, 'acid,' and *ροδον*, 'a rose.' A composition of vinegar and roses. (*Ol. Rosat.* ℥ij, *acet. rosat.* ℥ij.) Used as a liniment in herpes and erysipelas.

OXYS, *Acetum, Acute*.

OXYSACCHARUM, from *oξυς*, 'acid,' and *σάκχαρον*, 'sugar.' A mixture of sugar and vinegar. It was called *Oxysaccharum vomitivum*, when it held in solution the glass of antimony; and *Oxysaccharum scilliticum*, when it contained squills.

OXYSAL DIAPHORETICUM ANGELI SALÆ. A preparation of Angelo Sala. Acetate of potass exposed to the atmosphere; and consequently fallen into a state of deliquium.—*Orfila*.

OXYTARTARUS, *Potassæ acetas*.

OXYTES, *Acidities*.

OXYTOCIA. Same etymon as the next. Rapidity of parturition. Too great rapidity of birth.

OXYTOCIC, *Oxytocus*, from *oξυς*, 'quick,' and *τινω*, 'I bring forth.' A medicine which promotes delivery.

OXYTRIPHYLLON, *Oxalis acetosella*.

OXYURE VERMICULAIRE, *Ascaris vermicularis*.

OXYURIS VERMICULARIS, *Ascaris vermicularis*.

OYSTER ROOT, *Tragopogon*—o. Shells, *Ostræa testæ*—o. Prepared, *Testa præparata*.

OZÆNA, *Coryza eutonica, C. purulenta, Pyorrhæa nasalis, Entozæna, C. ozæno'sa, C. ulcerosa, Coryza virulenta, C. maligna, Rhinitis ulcero'sa, Ulcus na'rrium fatens*, from *οζω*, 'I smell of something.' (F.) *Ozène, Punaissie*. An affection of the pituitary membrane, which gives occasion to a disagreeable odour, similar to that of a crushed bed-bug; hence the name *Punaissie*, by which the French designate one labouring under *ozæna*. It is, sometimes, owing to caries of the bones; but is, perhaps, most frequently dependent upon syphilitic ulceration of the pituitary membrane, with or without caries of the bones of the nose.

OZÆNA BENIGNA, *Coryza, chronic*.

OZE, Breath, offensive.

OZEMAN, *Albumen*.

OZÈNE, *Ozæna*.

OZONE: same etymon. The powerfully odorous matter, produced when a current of ordinary electricity passes from pointed bodies into the air.—*Schönbein*.

P.

P. A contraction of *Pugillus*.
 P. Æ. A contraction of *Partes aequales*.
 P. P. A contraction of *Pulvis patrum*.
PABULUM, *Trophæ*, *Phorbè*, *Alimentum*, *Nutrimen'tum*. Food, aliment. The animal heat and animal spirits—unmeaning terms—were formerly considered the *Pabulum vitæ*.
PACAY, *Prosopis dulcis*.
PACCHIONI GLANDS OF, *Glandula Dura Matris*, *G. dura Menin'gis*, *Tubercula parva dura matris*, *Cor'pora glandi'formia dura matris*, (F.) *Granulations cérébrales*. Small, whitish, or yellowish bodies, sometimes separate, at others united like a bunch of grapes, which are observed in several parts of the dura and pia mater. They receive vessels, but, apparently no nerves. Their texture and uses are unknown. A considerable number is observed in the longitudinal sinus, covered by the internal membrane.
PACHÆMIA, *Pachyæ'mia*, *Pachæ'ma*, *Pachyæ'ma*, from *παχυς*, 'thick,' and *αἷμα*, 'blood.' Too great thickness of the blood.
PACHEABLEPHARO'SIS, *Pacheableph'ara*, *Pachybleph'aron*, *Pachyblepharo'sis*, *Pach'ytes*, from *παχυς*, 'thick,' and *βλεφαρον*, 'an eyelid.' A name given, by some authors, to a thickening of the eyelids, produced by tubercles or excrescences formed on their margins. It is the same affection as that which Sauvages designates *Caligo à Pacheablepharo'si*.
PACHETOS, see *Laqueus*.
PACHULOSIS, *Pachylosis*.
PACHYEMIA, *Pachæmia*.
PACHYBLEPHARON, *Pacheablepharosis*.
PACHYCHOLIA, from *παχυς*, 'thick,' and *χολή*, 'bile.' Morbid thickness of the bile.
PACHYLO'SIS, *Pachulo'sis*, from *παχυς*, 'thick.' An inordinate production of the epidermis dependent upon hypertrophy of the papillæ of the skin.—E. Wilson.
PACHYNSIS, *Polysarcia adiposa*.
PACHYNTICA, *Incrassantia*.
PACHYSMUS, *Polysarcia adiposa*.
PACHYTES, *Pacheablepharosis*.
PACINIAN CORPUSCLES, see *Corpuscles*.
PAD, (S.) *Pajado*, from *paja*, 'straw.' *Plumace'olus*, *Pulvil'lus*, *Pulvin'ulus*, *Parvum pulvi'nar*;—a cushion, a little cushion; a junk; (F.) *Coussinet*. A small bag, filled with feathers, wool, hair, bran, chaff, &c. It is used to compress or support parts. In the treatment of certain fractures, soft pads or cushions, called by the French *Remplissages*, are placed between the splints and the fractured limb, in order that the prominent parts may not be chafed by the splints.
PADNOON, *Bit noben*.
PADUA, MINERAL WATERS OF. Near Padua, in Italy, there are several thermal, sulphureous springs; the hottest of which is 188° Fahr. The chief establishments are Abano, Battaglia, and Montegrotto.

PADUS, *Prunus padus*.

PÆDAN'CHONE, from *παῖς*, *παῖδος*, 'a child,' and *ἀγχω*, 'I strangle;?' *Angi'na Siccæ*. Name of a fatal species of cyananche, mentioned by M. A. Severinus; probably the *Cyananche Trachealis*, or *Cyananche Maligna*.

PÆDARTHROCEAE, *Spina ventosa*.

PÆDATROPHIA, from *παῖς*, *παῖδος*, 'a child,' *α*, privative, and *τροφῆ*, 'nourishment.' Atrophy of children. *Tabes mesenterica*.

PÆDATROPHIA GLANDULOSA, *Scrofula*.

PÆDERAS'TIA, *Pædого'gium*, *Pædicatio*, *Cinæ'dia*, from *παῖς*, 'a boy,' and *ἔρας*, 'love.' The love of boys. A disgraceful passion, common in ancient times, but now unknown. These terms are likewise applied to the crime of sodomy.

PÆDIA, *παῖδεια*, 'learning.' *Educat'io infantum*. The bringing up or education—physical as well as moral—of children.

PÆDIATRIA, *Pædiat'rica*, from *παῖς*, 'a child,' and *ιατρεια*, 'medical management.' Treatment of the diseases of children.

PÆDIATIO, *Pæderastia*.

PÆDICTERUS, *Icterus infantum*.

PÆDOBAROMACROMETER, *Baromacrometer*.

PÆDOGOGIUM, *Pæderastia*.

PÆDOMETER, *Baromacrometer*.

PÆDON'OSUS, from *παῖς*, *παῖδος*, 'a child,' and *σπος*, 'disease.' A disease of childhood.

PÆDOPHLEBOTOM'IA, from *παῖς*, 'a child,' *φλεψ*, 'a vein,' and *τομή*, 'incision.' *Venæsectio puero'rum*. Bleeding performed on children.

PÆDOTRIBES, *Min'ister Gymnas'tæ*, from *παῖς*, 'a child,' and *τρίβω*, 'I train.' In ancient gymnastics, the officer acquainted with all the prescribed exercises, and who carried them into effect, according to the directions of the superior.

PÆONIA, *P. officina'lis*, *Glycis'idæ*, *Hæmago'gum*, *Pe'ony*, or *Pi'ony*, male and female, (F.) *Pivoine*, *Pione*. The root, flowers, and seeds were long esteemed powerful medicines. They are feebly astringent, and have been considered to be narcotic and antispasmodic. They have been given, particularly, in intermittents and epilepsy, but are not now used. The flowers are called *Rosa benedic'tæ*, *R. re'giæ*.

PÆONICE, *Medicine*.

PÆONICUS, *Medical*.

PÆONIUS, *Medical*.

PÆOSYNE, *Medicine*.

PAGAPOPLEXIA, from *παγειν*, 'to nail fast,' and *ἀποπληξια*, 'apoplexy.' Apoplexy from cold.

PAIDIA, *Infancy*.

PAIDION, *Infans*.

PAGIL, *Primula veris*.

PAIN, (old F.) *painer*, 'to torment;?' *Sax. pinan*, 'to torture.' *Dolor*, *Algos*, *Alge'ma*, *Alge'do*, *Alge'stis*, *Od'ynè*, (F.) *Douleur*. A disagreeable sensation, which scarcely admits of definition. It is generally symptomatic, and

is called *acute*, (F.) *aiguë*; when very violent: *pungent*, (F.) *ponctive*, when it resembles that which would be produced by a sharp instrument run into the part: *heavy*, (F.) *gravative*, when attended with a sensation of weight: *tensive*, when the part seems distended: *lan'cinating*, when occurring in shoots: *lac'erating* or *tearing*, when the part seems to be tearing: *burning*, (F.) *brûlante*; when resembling that produced by a burn, &c.

PAIN, SUN, Hemisericaria.

PAIN, see *Triticum*—*p. à Coucou*, *Oxalis acetosella*—*p. de Madagascar*, *Jatropha manihot*—*p. de Pourceau*, *Cyclamen*.

PAINS, AFTER, see *P. labour*.

PAINS, *Labour pains*, *Parturient's dolo'res*, *Odin*, *Odis*, *Dolo'res ad partum*, *Tormina parturientium*, (F.) *Mal d'Enfant*, *Doüleurs*. The uneasy sensations that accompany labour, and are owing to uterine contraction. The pains that precede actual delivery, and are simply employed in dilating the os uteri, are called *grinding*; those which extrude the child, *forcing*. Those which take place in the first days after delivery, and are employed in forcing away coagula, &c., are termed *After pains*, *Dolo'res seu Tormina post partum*, *D. puerperarum*, (F.) *Tranchées utérines*.

"To take a pain,"—"To try a pain,"—is to make an examination *per vaginam*, during labour, to discover its progress, character, &c.

The French term the pains, which precede and announce labour, *mouches*; those which accompany it, *douleurs*; and those which occur immediately afterwards, *tranchées* ou *coliques*.

PAINS, GNAWING, *Dolo'res rodentes*. Pains resembling what might be produced by the gnawing of an animal.

PAINT, from *pingere*, *pinctum*, 'to paint,' (I.) *pinto*, (F.) *peint*; *Pigmentum*, *Fucus*, (F.) *Fard*. A name given to different substances, employed for embellishing the complexion or rendering the skin softer. The substances most commonly used for this purpose are:—the *Subnitrate of Bismuth*, (F.) *Blanc de fard*. A spirituous solution of benzoin, precipitated by water, and forming *Virgin's milk*, (F.) *Lait virginal*; the red or *rouge* of the carthamus; *Spanish white*; the oxides of lead, tin, and mercury, vermilion, red saunders, &c. All paints may be said to be noxious. They injure the skin; obstruct perspiration; and, thus, frequently lay the foundation for cutaneous affections. See *Cosmetic*.

PAINT, INDIAN, *Hydrastis Canadensis*, *Sanguinaria Canadensis*—*p. Yellow*, *Hydrastis Canadensis*.

PALÆSTRA, *Gymnasium*.

PALAIS, *Palate*.

PALATAL, *Palatine*.

PALATE, *Palatum*, *Hypero'a*, *Hyperöun*, *Uranis'cos*, *Roof of the mouth*, *Fossa Palatina*, *Palatum stabilè*, (F.) *Palais*. The upper part of the cavity of the mouth; a kind of parabolic vault, formed by the two superior maxillary bones, and the two palate bones covered with a thick and dense mucous membrane: bounded, before and at the sides, by the superior dental arch; and, behind, by the velum palati. A whitish line runs along the middle, from before to behind; at the anterior extremity of which is a tubercle corresponding to the in-

ferior orifice of the anterior palatine canal. The arteries of the palate and corresponding gums proceed from the palatine, alveolar, infra-orbital, labial, and buccal branches. The veins follow a similar course. The nerves are given off from the palatine, facial, infra-orbital, superior dental, and from the nasopalatine ganglion.

PALATE, ARTIFICIAL, (F.) *Obtuteur du Palais*. A plate of tortoise shell, silver, &c., used to close a deficiency of the palate.

PALATE BONE, *Os Palati*, *Os Basilarè*, (F.) *Os Palatin*, *Os du Palais*, is a small bone of an irregular shape, situate at the posterior part of the nasal fossæ and palate. It seems formed by the union of two bony plates joined at right angles to each other; so that one is *inferior* and *horizontal*;—the other, *superior* and *vertical*. The *horizontal* or *palatine portion*, *Arch of the palate*, is quadrilateral. Its upper surface forms part of the nasal fossæ; the lower forms part of the palatine arch, and contains the inferior orifice of the *posterior palatine canal*. Its *anterior* edge is articulated with the palatine process of the superior maxillary bone; the *posterior* is free and sharp. It gives attachment to the velum palati, and presents an eminence, which, when joined with one on the opposite side, forms the posterior nasal spine. Its inner edge is articulated with the corresponding bone; its outer is confounded with the vertical portion. The *vertical* or *ascending portion* has the form of a long square. The inner surface forms part of the outer paries of the nasal fossæ. Its outer surface is unequal, and is articulated with the superior maxillary bone; behind, it presents a vertical groove, which forms part of the posterior palatine canal; and, above, a small free surface, which looks into the zygomatic fossa. Its anterior edge is united with the superior maxillary bone; the posterior is unequal, and rests on the internal ala of the pterygoid process. The angle, which it forms by uniting with the posterior edge of the horizontal portion, presents a very prominent pyramidal eminence, called the *tuberosity of the palate bone*. Its upper margin is surmounted by two eminences;—the one, anterior, called the *orbital process*;—the other posterior, the *sphenoid process*. These two processes are separated by an almost circular notch, which the sphenoid bone forms into a foramen, called the *sphenopalatine*.

This bone appears to be developed from a single point of ossification. It is articulated, with the sphenoid, ethmoid, the cornua sphenoidalia, superior maxillary bone, the inferior spongy bone, the vomer, and its fellow.

PALATE, CLEFT, see *Harelip*—*p. Falling down* of the, *Uvulitis*—*p. Soft*, *Velum pendulum palati*.

PALATINE, *Palatal*, *Palatinus*, from *palatum*, 'the palate.' Relating or belonging to the palate.

PALATINE OR PALATAL ARTERIES are two in number. They are distinguished into, 1. The *superior palatal* or *palatine*, *Palati'na descendens* or *Palato-maxillary*, which leaves the internal maxillary behind the top of the orbit; descends into the pterygo-maxillary fissure, and enters the posterior maxillary canal. Its branches are distributed to the velum palati and the nasal fossæ. 2. The *inferior* or *ascending palatine* or *palatal*, which is very small,

and separates from the facial near its origin. It passes along the lateral and superior part of the pharynx, between the pillars of the velum palati, and divides into a number of ramusculi, which are distributed to the pharynx, the corresponding tonsil, the Eustachian tube, and the velum palati.

PALATINE CANALS OF DUCTS. These are two in number. The anterior, *Ductus incisivi* vel *Naso-lo-palati-nus*, *Incisive canal*, is situate at the anterior part of the palatine arch, and is formed by the two superior maxillary bones. It is single beneath, but opens above by two apertures, one into each nasal fossa. The foramen is called *Foramen incisivum* vel *F. Palatinum ante-rius*, *F. Alveola're ante-rius*, *F. cecum ossis maxilla'ris superio'ris*. The posterior palatine canal is situate at the posterior part of the palate. It is formed by the palate and superior maxillary bones, ascends between these two bones; and, in its course, gives rise to two or three small accessory palatine canals, which open above the tuberosity of the palate bone. It transmits the nerves and vessels which bear its name. The foramen is called, *F. Palati-num poste-rius*, *F. Palato-maxilla're*, *F. alveola're poste-rius*.

PALATINE MEMBRANE is the fibro-mucous membrane that lines the palate or roof of the mouth.

PALATINE OF PALATAL NERVES, *Gutturopalatins*, (Ch.) are three in number; and arise from the inferior part of the sphenopalatine ganglion. 1. The great palatine, *Palatin infé-rieur*, (Ch.) is situate anteriorly to the two others, and descends into the posterior palatine canal; gives a nasal filament and a staphyline filament, and is distributed on the palate. 2. The middle palatine, *Guttural*, (Ch.) which arises behind the preceding; enters one of the accessory palatine canals, and is distributed to the tonsils and velum palati. 3. The little palatine nerve, situate still more backward than the last, which loses itself by several filaments in the uvula, tonsils, and follicles of the palatine membrane.

PALATITE, Isthmitis.

PALATITIS, Uranisconitis.

PALATO-GLOSSUS, Glossostaphylinus.

PALATO-PHARYNGEUS, *Pharyngo-staphyli-nus*, *Staphyli-no-pharyngeus*, *Thyro-pharyngo-staphyli-nus*, part of the *Stylo-pharyngien* (Ch.) *Hypero-pharyngeus*, (F.) *Palato-pharyngien*. A membranous muscle, broader at its middle than at its extremities, and situate vertically in the lateral paries of the pharynx and velum palati. It includes the perystaphylo-pharyngeus, pharyngo-staphylinus, and thyro-staphylinus of Winslow. When the two palato-pharyngei contract together, they depress the velum. They elevate and shorten the pharynx, and act principally in deglutition.

PALATO-PHARYNGIEN, *Palato-pharyngeus*—p. *Salpingeus*, *Circumflexus*—p. *Salpingien*, *Circumflexus*.

PALATOSTAPHYLINI, see *Azygos* muscle.

PALATUM FISSUM, *Hyperochoasma*—p. *Molle*, *Velum pendulum palati*—p. *Pendulum*, *Velum pendulum palati*.

PALENESS, *Pallor*, *Och'rotés*, *Ochro'oma*, *Ochri'asis*, *Leuco'sis*, *Dealba'tio*, *Luror*, (F.) *Palour*. Whiteness of complexion. It appears

to be owing to a diminution or alteration of the blood circulating in the capillary vessels, and is often a sign of disease.

PALES COULEURS, Chlorosis.

PALETTE (F.), *Pal'mula*, *Fer'ula*. An instrument of percussion. It has the shape of a spatula with a long handle; is made of very light, white wood, and has been proposed, by Mr. Percy, for what is called the *Massage*, a kind of pressure or kneading, exerted by the hand on the body and limbs to excite the tone of the skin and subjacent tissues.

Palette also means a cup for bleeding, and the xiphoid cartilage(?).

PALETTE À PANSEMENT. A small splint of thin, scooped wood, having the shape of the hand; and used to support the hand in certain cases—when burnt, for example—in order to prevent the fingers from being deformed by the cicatrices.

PALETTE DE CABANIS. An instrument, invented by Cabanis of Geneva to draw out the extremity of the stylet when passed into the nose, in the operation for fistula lachrymalis. It is composed of two plates of silver, pierced with several holes, and movable on each other. To use it, the instrument must be carried into the nose, so that the holes of the two plates correspond. When the end of the stylet is received into one of these holes, it is pinched, by sliding one of the plates on the other, and is easily withdrawn.

PALEUR, Paleness.

PALILLO, *Campomanesia lineatifolia*.

PALIMPISSA, see *Pinus sylvestris*.

PALINCOTESIS, *Recrudescencia*.

PALINDROME, *Palindromia*.

PALINDROMIA, *Palin'dromé*, from *παλιν*, 'again,' and *δρομος*, 'a course.' This word signifies, with some, a reflux of fluids from the exterior towards the interior; and, according to others, the relapse of an affection—the recurrence—*Recur'sio*, *Repetit'io*—of a paroxysm or disease,—*Morbus recidi'vus*, *Morbi recur'sus*.

PALINGENESIA, *Regeneration*.

PALLIATION, *Palliatio*, from *palliare*, 'to cover, mask;' from *pallium*, 'a mantle.' The act of palliating—that is, of causing the symptoms of a disease to mitigate, without curing it. The medical art can frequently only moderate the symptoms of a disease; prevent it from making progress, prolong the days of the patient, and diminish his sufferings. This is a *palliative treatment*.

PALLIATIVE, *Palliati'vus*, *Antipath'ic*, *Enantiopath'ic*. A remedy or mode of treatment, which only relieves a disease, without curing it. The palliative treatment—*Cura palliati'va*, is placed in antithesis to the radical, *Cura radical'is*; see *Radical*.

PALLIDULUS, *Blafard*.

PALLOR, Paleness.

PALM, *Palma*, *Vola*, *V. manus*, *Plate'a*, *Thenar*, *Agés*, *Agos'tus*, *Poc'ulum*, *Pat'era*, *Suppelle'tilè Diog'énis*, (F.) *Paume* ou *Creux de la main*. The hollow or inside of the hand. It is limited, *without*, by the thenar eminence, which answers to the thumb; *within*, by the hypothenar eminence, which answers to the little finger; *above*, by the wrist-joint; and, *below*, by the four fingers.

PALMA CHRISTI, *Ricinus communis*—p.

Humilis, Musa paradisiaca—p. Unguentarium, Myrobalanus.

PALMÆ UTERI Plicatæ, *Arbor uteri vivificans*. The arborescent striæ in the interior of the cervix uteri.

PALMAIRE CUTANÉ, *Palmaris brevis*—p. *Grand*, *Palmaris magnus*—p. *Grêle*, *Palmaris longus*—p. *Long*, *Palmaris longus*.

PALMAR, *Palmaris*, from *palma*, 'the palm of the hand.' That which concerns the palm of the hand. The palm has, sometimes, been divided into three regions, called *palmar*. 1. The *external palmar region* corresponds to the thenar eminence. 2. The *internal palmar region* is formed by the hypothenar eminence; and, 3. The *middle palmar region* is the hollow of the hand, (F.) *Creux de la main*.

PALMAR APONEURO'SIS, *Palmar fasc'ia*. A strong triangular aponeurosis, which arises from the inferior tendon of the *palmaris brevis*, and the anterior annular ligament of the carpus. It covers the whole palm of the hand, and adheres somewhat strongly, to the skin of the part. The *palmar ligaments* are small, very numerous, fibrous fasciæ, which unite the different bones of the carpus and metacarpus.

PALMAR ARCHES, (F.) *Arcades* ou *Crosses palmaires*. The curved extremities of the radial and cubital arteries in the palm of the hand. There are two palmar arches:—the one *cubital* or *superficial*,—*grande Arcade palmaire* of Chaussier, furnishes, at its convexity towards the fingers, the collateral arteries of the fingers, and the internal collateral of the thumb; the other, the *radial*, *profound*, or *deep-seated*,—*petite Arcade palmaire* of Chaussier, is deep in the palm of the hand beneath the tendons of the flexor muscles of the fingers. It gives some small branches only to the surrounding parts. The palmar veins accompany the corresponding arteries.

PALMAR ARTERIES, see *Palmar arches*—p. *Fascia*, P. aponeurosis.

PALMAR MUSCLES. These are three in number. 1. *Palmaris Magnus*, *Flexor carpi radialis*, *Radialis internus*, *Epirochlo-metacarpian*, (F.) *Palmaire grand*, *Radial antérieur*. A long fusiform muscle, which passes obliquely from the inner tuberosity of the humerus to the upper extremity of the second metacarpal bone. It bends the hand. 2. *Palmaris longus*, *Latescentis chordæ*, *Ulnaris gracilis*, *Epirochlo-carpus-palmaire*, (F.) *Palmaire long*, *P. grêle*. This muscle is situate on the inner side of the last. It is very slender, and passes from the inner tuberosity of the humerus to the anterior annular ligament of the carpus, and to the palmar aponeurosis, which it seems to form by the vanishing of its fibres. It stretches the palmar aponeurosis, and bends the hand. 3. *Palmaris Brevis*, *Caro quadrata*, *Carpialis*, (F.) *Palmaire cutané*. A small, thin, quadrilateral muscle; situate before the thenar eminence. It passes from the annular ligament of the carpus to the integuments of the palm of the hand, which it wrinkles by its contractions.

PALMAR VEINS, see *Palmar arches*.

PALMARIS BREVIS, see *Palmar muscles*—p. *Longus*, see *Palmar muscles*—p. *Magnus*, see *Palmar muscles*.

PALMETTO, *SAW*, *Chamærops serrata*.

PALMI-PHALANGIENS, *Lumbricales manus*.

PALMISTRY, *Chiromancy*.

PALMOSCOPIA, from *παλμος*, 'palpitation,' and *σκοπεω*, 'I view.' Investigation of the beating of the heart and pulse. Prognosis from the beating of the heart and pulse.

PALMULA, *Date*, *Palette*.

PALMUS, *Palpitation*—p. *Cordis*, *Palpitation*—p. *Plumbarius*, *Colic*, *metallic*—p. *Vomitus*, *Vomiting*.

PALO DE CALENTURAS, *Calenturas*.

PALOS DE CALENTURA, *Cinchona*.

PALPA'TION, from (F.) *palper*, to feel. The sense of Touch. It is also used for the mode of exploring disease by feeling or pressing upon the diseased organ.

PALPEBRA, supposed to be from *palpitare*, 'to palpitate,' owing to its frequent motion. (?) *Blepharon*, *Opeculum* seu *Cœoperculum oculi*, *Eyelid*, (F.) *Papière*. The eyelids are two movable vela, situate in front of the eye; which by their separation permit the organ to receive the impression of light, or by their greater or less occlusion protect it from the influence of too great light, or from the action of extraneous bodies. They are separated, above, from the forehead, by the eyebrows; and, below, are confounded with the cheeks. They are distinguished into *upper*, *Epioculum*,—and *lower*, *Hypocœlis*, *Hypocœlum*, *Hypocylum*. The former is much broader and more movable than the latter. They are separated by a transverse cleft; and their edges are thick, and furnished with the cilia or eyelashes. Supported by the tarsal cartilages, they unite at the extremities of the transverse diameter of the orbit, forming two angles,—the innermost being called the *greater angle of the eye*, or *inner* or *greater canthus*; the other, the *lesser* or *external angle* or *canthus*. They are formed, 1. Of a thin dermoid texture: 2. Of a muscular membrane,—a portion of the orbicularis: 3. Of a particular fibrous membrane: 4. Of the tarsi: and 5. Of a mucous membrane,—a part of the tunica conjunctiva.

Their vessels and nerves are called *Palpebral*.

PALPEBRA INFERIOR EXTRORSUM FLEXA, *Ectropion*—p. *Tertia*, *Valvula semilunaris*.

PALPEBRÆ SUPERIORIS PRIMUS, *Levator palpebræ superioris*.

PALPEBRAL, *Palpebralis*, from *palpebra*, 'the eyelid.' That which belongs or relates to the eyelid.

PALPEBRAL ARTERIES are those distributed to the eyelids. They are two in number; an *upper* and a *lower*. The *former* arises from the ophthalmic, a little beyond the cartilaginous pulley of the greater oblique muscle, and descends towards the upper eyelid, over which it is distributed. The *latter* arises at the side of, and a little behind, the preceding, and sends its ramifications to the lower eyelid and the neighbouring parts. The palpebral veins have a similar arrangement; except that some of them open into the temporal and labial veins.

PALPEBRAL FLUX, *Puriform*. A puriform discharge, furnished by the glands of Meibomius, when inflamed; and to which Scarpa attributes fistula lachrymalis, in many cases.

PALPEBRAL LIGAMENTS are distinguished into *superior* and *inferior*. Some anatomists, with Winslow, have described, under this name, the fibrous layer which is attached,—on the one

hand, to the outer part of the circumference of the orbit; on the other, to the tarsal cartilages.

PALPEBRAL NERVES, *Nerves of the eyelids*, arise, particularly, from the frontal and lachrymal branches; from the ophthalmic nerve of Willis; and from the facial, nasal, and infra-orbital branch of the superior maxillary nerve.

PALPEBRALIS, Orbicularis palpebrarum.

PALPEBRARUM APERIENS RECTUS, Levator palpebræ superioris—p. Duo musculi, Orbiculares palpebrarum.

PALPEBRATIO, Nictation.

PALPITATIO, Palpitation—p. Arteriarum, see Palpitation—p. Cordis trepidans, Cardiotromus.

PALPITATIO MEMBRORUM. A term used by Gaubius for involuntary shaking of the legs.

PALPITATION, *Palpita'tio, Palmus, P. Cordis, Palpita'tio seu Pulsat'io Cordis, Tremor Cordis, Vibrat'io Cardi'aca seu Cordis, Cardiog'mus, Cardiopal'mus, Subsul'tio, Clovus Palpita'tio, (F.) Palpitation, P. du Cœur*. A name given to the pulsations of the heart, when they become stronger, more extensive, or more sensible to the individual, than ordinarily. Palpitations occur in a number of affections. They are, sometimes, owing to organic diseases of the heart, hypertrophy, inflammation, &c.; at others, to a disease in some other viscus; whilst, frequently, they are merely nervous.

PALPITATION is sometimes felt in the arteries, constituting *Palpita'tio Arterio'sa*.

PALPITATION DU CŒUR, Palpitation.

PALSY, Paralysis—p. Bell's, Paralysis, Bell's.

PALSY, LEAD, *Paral'ysis saturni'na, P. metall'ica, (F.) Paralysis saturnine, Metall'ic palsy*. The paralysis of the upper extremities especially, induced by the poison of lead.

PALSY, METALLIC, see Palsy, lead—p. Shaking, Paralysis agitans—p. Trembling, Paralysis agitans.

PALTA, *Persea gatissima*.

PALUDAL, *Elodes*.

PALUDAPIUM, *Apium graveolens*.

PALUDOSUS, *Elodes*.

PALUS, *Marsh, Penis*—p. Sanctus, Guaiacum.

PAMBIOMA, *Panbioma*.

PAMPOISON, *Syncope*.

PAMPINIFORM PLEXUS, *Corpus pampiniforme*.

PAMPINIFORME CORPUS, see *Corpus pampiniforme*.

PAMPLEGIA, *Panplegia*; from $\pi\alpha\nu$, 'all,' and $\pi\lambda\eta\gamma\omega$, 'I strike.' General paralysis. Palsy of the whole body.

PANACEA, *Cathol'icon, Cathol'icum, from $\pi\alpha\nu$, 'all,' and $\alpha\epsilon\omicron\mu\alpha\iota$, 'I cure,' Universa'le reme'dium, Panchres'tos*. A pretended universal remedy. There is no such thing in existence.

PANACEA DUCIS HOLSATIÆ, *Potassæ sulphas*—p. *Duplicata, Potassæ sulphas*—p. *Lapsorum, Arnica montana*—p. *Mercurialis, Hydrargyri submurias*—p. *Mercurii rubri, Hydrargyri nitrico-oxidum*—p. *Pectoris, Glechoma hederacea*—p. *Vegetabilis, Crocus*.

PANA'DA, Diminutive of *Ital. Pane*, 'bread,' (Lat. *Panis*), *Pana'ta, Panatel'la*. Bread, boiled in water to the consistence of pap. Sometimes administered to the sick.

PANARIS, *Paronychia*.

PANARITIUM, *Paronychia*.

PANARIUM, *Paronychia*.

PANATA, *Panada*.

PANATELLA, *Panada*.

PANAX COSTINUM, *Pastinaca opoponax*—p. *Heracleum, Pastinaca opoponax*—p. *Pastinacea, Pastinaca opoponax*.

PANAX QUINQUEFO'LIUM, *Aureli'na Canaden'sis, Aralia Canaden'sis, Ginseng, Ninsing, Gensang, Redberry, Five-fingers. Family, Araliaceæ. Sex. Syst. Polyandria Monœcia*. This plant grows in Tartary and North America. The root is about the thickness of the little finger; an inch or two in length, often dividing into two branches; of a whitish yellow-colour; wrinkled on the surface, and of a compact, almost horny, texture. It has no smell, but a very sweet taste, combined with a slight degree of aromatic bitterness. It is much esteemed by the Chinese, who pay a high price for it. It is a gentle and agreeable stimulant.

PANBIO'MA, *Pambio'ma*, from $\pi\alpha\nu$, 'all,' and $\beta\iota\omicron\varsigma$, 'life.' The original animating principle. The general principle of life.

PANCHRESTOS, *Panacea*.

PANCHYMAGOGUM, *Pantago'gon*, from $\pi\alpha\nu$, 'all,' $\chi\upsilon\mu\omicron\varsigma$, 'juice,' and $\alpha\gamma\omega$, 'I drive away.' A medicine which the ancients believed capable of purging away all sorts of humours.

PANCHYMAGOGUM MINERALE, *Hydrargyri submurias*.

PANCCENOSUS, *Pandemic*.

PANCCENUS (MORBUS), *Pandemic*.

PANCRATIUM, *Pancreas*.

PANCREAS, from $\pi\alpha\nu$, 'all,' and $\kappa\rho\epsilon\alpha\varsigma$, 'flesh;' i. e. 'quite fleshy;' *Calli'creas, Pancra'tium, Pan'creum, Lactes, Pulvi'nar ventri'culi, Totum carno'sum, Gland'ula saliv'alis abdom'inis, Pancre'nè*. A gland, deeply seated in the abdomen, and lying transversely on the vertebral column, between the three curvatures of the duodenum, behind the stomach, and to the right of the spleen. Its left extremity is called the *tail* of the pancreas; it is smaller than the right, which is called the *head*. At its right portion, it has, almost always, a greater or less prolongation; called, by Winslow, and some others, the *lesser pancreas*, (F.) *Petit pancreas, Pancreas of Aselli, Pancreas minus*. The pancreas resembles the salivary glands in structure, and has been called the *Abdominal Salivary Gland*. It is composed of lobes and granulated lobules, distinct and united by cellular tissue. From each of the granulations of these lobes arise the radicles of its excretory duct, which are very delicate, and united like veins. The duct itself, *Ductus Pancreat'icus, Canal or Duct of Wirsung or Wirsungs*, (F.) *Canal pancreat'ique*, proceeds in a serpentine course through the substance of the organ; and when it has reached behind the second portion of the duodenum, it becomes free, and is of the size of a crow's quill. It opens at an acute angle into the choledoch duct; or proceeds close to it, opening separately into the duodenum. The *Pancreatic arteries* are very numerous and small. They proceed from the cœliac, splenic, superior mesenteric, right gastro-epiploic, coronaria ventriculi, and left capsular. Its *veins* open into the radicles of the vena porta; and, particularly, into the splenic and lesser mesenteric. Its *nerves* emanate from the solar plexus, and its lymphatics pass into ganglions, to which it

gives its name. The pancreas secretes the *Pancreatic juice*, *Succus* sēn *Liquor Pancreaticus*, *Lympha Pancreatica*, which resembles the saliva.

PANCREAS OF ASELLI, see Pancreas—p. Minus, see Pancreas—p. Petit, see Pancreas—p. Second, Brunner's glands.

PANCREAT'ALGIA; from *παγκρεας*, 'the pancreas,' and *αλγος*, 'pain.' Pain or disease of the pancreas.

PANCREATEMPHRAXIS, from *παγκρεας*, 'the pancreas,' and *εμφρασω*, 'I obstruct.' Obstruction of the pancreas.

PANCREATIC ARTERIES, see Pancreas—p. Duct, see Pancreas—p. Juice, see Pancreas—p. Nerves, see Pancreas—p. Veins, see Pancreas.

PANCREATIC SARCO'MA OF AB'ERNETHY, *Emphy'ma sarco'ma pancreat'icum*. A tumour, in irregular masses, connected by loose fibrous substance, like the irregular masses of the pancreas. Found in the cellular substance; but, more usually, in lymphatic glands, chiefly in the female breast.

PANCREATITIS, *Inflammati'o pancreat'itis*, (F.) *Inflammation du Pancreas*. Inflammation of the pancreas;—an affection, the phenomena of which are not well known.

PANCREATOID, from *παγκρεας*, 'the pancreas,' and *ειδος*, 'appearance;' *Pancreatoides*. A tumour resembling the pancreas in structure.

PANCREATON'CUS; from *παγκρεας*, 'the pancreas,' and *ογκος*, 'a swelling.' Tumour of the pancreas.

PANCRENE, Pancreas.

PANCREUM, Pancreas.

PANDA'LEA, *Pandaleum*. A kind of lozenge used by the Arabian physicians.

PANDALEUM, Pandalea.

PANDALITIUM, Paronychia.

PANDEMIC, Pandemic.

PANDEMIC, *Pan'demy*, *Pande'mia*, *Morbus Pandemius* sēn *Pande'mus* sēn *Pancē'nus*, *Pancē'nosus*, (F.) *Pandémie*; from *παν*, 'all,' and *δημος*, 'people.' An epidemic which attacks the whole population.

PANDE'NIE, Pandemic.

PANDEMY, Pandemic.

PANDICULA'TION, *Pandicula'tio*, *Scordine'ma*, *Scordinis'mus*, *Clonus Pandicula'tio*, from *πандη*, 'to stretch out;' *Stretching*, *Hal'ices*, (Pl.) An action which consists in elevating the upper limbs, and throwing the head and trunk backwards, at the same time that the lower limbs are extended. This series of motions of the extensor muscles is in some measure independent of the will, and is accompanied with yawning, which is equally involuntary. In the state of health, stretching occurs before and after sleep; especially when we are fatigued. It is also observed at the onset of certain paroxysms of fever, hysteria, &c.

PANDOCE'UM, *Pandochi'um*, *Pandoc'e'ium*; from *παν*, 'all,' and *δοχε'ον*, 'to receive.' An inn that receives all classes. A general hospital, or one that admits all cases.

PANDOCHIUM, Pandoceum.

PANDOCIUM, Pandoceum.

PANHIDRO'SIS; from *παν*, 'all,' and *ιδρωσις*, 'sweating;' *Sudor universalis*. Sweating over the whole body.

PANICAUT, *Eryngium campestre*—p. *Maritime*, *Eryngium maritimum*.

PAN'ICUM ITAL'ICUM, *Italian Panic Grass*, *Indian Millet*, *Guinea Corn*, *Barbadoes Millet*, *Mil'ium Indicum*, *Sorghum*, *Holcus Sorghum*, (F.) *Millet des oiseaux*. *Nat. Ord.* Gramineæ. The seed—*Mil'ii Sem'ina*—are much esteemed in Italy, being a constant ingredient in soups, and made into a variety of forms for the table.

PANICUM MILIA'CEUM, *Common Millet*, *Mil'ium*, *Cenchrus*, *Cenchrus*, (F.) *Millet ordinaire*. Millet seed are esteemed a nutritious article of diet, and are often made into puddings.

PANIS CANICACEUS, see Canicæ—p. *Cibarius* sēn *secundarius*, *Syncormistos*—p. *Cuculi*, *Oxalis acetosella*—p. *Porcini*, *Cyclamen*.

PANNI, Swathing clothes.

PANNICULE CHARNU, *Panniculus carnosus*.

PANNIC'ULUS. Diminutive of *Pannus*, cloth. A piece of fine cloth. *Pterygion*.

PANNICULUS ADIPOSUS, Cellular membrane.

PANNICULUS CARNO'SUS, *Tunica carnosa*, *Muscular Web*, *Mantle*, (F.) *Pannicule charnue*, is a general covering found in the quadruped, and formed by a thin, subcutaneous muscle, which serves to move the skin. It exists only in certain parts of the human body,—as in the forehead, where it is formed by the occipito-frontalis; in the neck, by the platysma myoides; and, in the scrotum, by the cremaster muscle.

PANNICULUS CORDIS, Pericardium—p. *Hymenæus*, *Hymen*—p. *Virginalis*, *Hymen*.

PANNUS. A piece of cloth. This word has several other meanings many of which are equivocal. It means a tent for a wound, and also, an irregular nævus or mark on the skin.—*Castelli*. Modern ophthalmologists apply it to an opaque and vascular condition of the anterior membrane of the cornea, almost invariably produced by the continuance of purulent or strumous ophthalmia, or by chronic inflammation of the cornea. This part becomes nebulous, covered with red vessels, and opaque. At times, the sclerotic conjunctiva undergoes a similar change to that which occurs in the corneal portion.

PANNUS HEPATICUS, Chloasma—p. *Lenticularis*, *Ephelides*.

PANOC'HIA, Bubo.

PANOPHO'BIA, *Pantopho'bia*, *Pavopho'bia*, *Athym'ia*, *Pavor*, (F.) *Frayeur nocturne*, *Souci*, from *Παν*, 'the god Pan,' and *φοβος*, 'fear.' A panic or fear inspired by the god Pan, according to the opinion of the ancients. Some derive it from *παν*, 'all,' and *φοβος*, 'fear.' This is sometimes morbid, and is a symptom of melancholy.

PANOPHTHALMI'TIS, from *παν*, 'all,' and *ophthalmitis*; 'inflammation of the eye.' Inflammation of the whole eye.

PANPLEGIA, Pamplegia.

PANSCLERO'SIS; from *παν*, 'all,' and *σκληρωσις*, 'hardness.' Complete induration of a part.

PANSEMENT, Dressing.

PANSIES, Viola tricolor.

PANSPER'MIA, from *παν*, 'all,' and *σπερμα*, 'sperm.' The theory of *Dissemination of Germs*, according to which, ova or germs are dissemi-

nated over all space, undergoing development under favourable circumstances.

PANTAGOGON, Panchymagogum.

PANTANENCEPHA'LIA, from παν, παντα, 'all,' and anenceph'lia, absence of brain. Entire absence of brain—the same as anencephalia.—G. St. Hilaire.

PANTATROPHIA, from παν, 'all,' and τροφια, 'atrophy.' Universal atrophy.

PANTICES, Intestine.

PANTING, Anhelatio.

PANTOGANGLITIS, Cholera.

PANTOPHAGUS, Omnivorous.

PANTOPHOBIA, Hydrophobia, Panophobia.

PANTOZOOTIA, Panzootia.

PANUS, Phygethon—p. Faucium, Stomato-panus—p. Inguinalis, Bubo.

PANZOOTIA, *Pantozootia*; from παν, 'all,' and ζωον, 'animal.' An endemic or epidemic disease affecting animals generally.

PAP, Nipple—p. of the Throat, Uvula.

PAPAS AMERICANUS, *Solanum tuberosum*.

PAPAVER, *P. somniferum*, *Mecon.* The *White Poppy*, *Papaver sativum*, (F.) *Pavot des Jardins*, *Family Papaveraceæ. Sex. Syst. Polyandria Monogynia.* The CAPSULE OF THE WHITE POPPY, *Co'dia*, *καδία* or *καδεια*, *Scap'phon*, *Papaveris Capit vel Cap'sula*, *Mecon*, *Poppy-head*, is used in fomentation, as an anodyne and relaxant, to inflamed or ulcerated parts. The expressed oil of the seeds is called by the French *Huile d'Éillette*. It is from the poppy that we procure OPIUM,—called, also, *Opium Thebæicum*, *Mecoonium*, *Opion*, *Mannus Dei*, *Affion*, *Amphiam*, *Afium*, *Osoron*, *Lau'danum*, *Mecon*, *Sopio*. It is the milky juice obtained after the flowering of the plant, by making longitudinal incisions in the capsules and stalks. It is commonly obtained from the Levant or India, where the poppy grows abundantly. Opium is a compound of morphia, narcotina, meconic acid, codeia, narcein, meconin, caoutchouc, fecula, resin, oil, and several other substances. *Turkey Opium* is of a heavy and slightly fetid odour. Its taste is nauseous, bitter, acrid, and warm: it is in flat pieces; solid and tenacious; of a dark brown colour, and yellowish when powdered; making a light brown, interrupted streak on paper. In *East India Opium*, the odour is the same, and empyreumatic; the taste is less bitter, but more nauseous, and the colour darker. The varieties of opium known in commerce are the *Smyrna*, the *Constantinople*, the *Egyptian*, the *Persian*, and the *Indian*. Opium is stimulant in small doses; sedative, in large; narcotic and anodyne; operating through the nervous system. It is a most valuable remedy in all painful affections, and inflammations, when given so as to produce its full, sedative effects, especially in peritonitis. In diarrhœa and dysentery, it acts as an astringent; in intermittents, it will often prevent the paroxysm. In typhus, in small doses, it acts as a cordial; in larger, it allays irritation and produces sleep. When applied externally, its narcotic effects are developed: and, hence, it is a useful application to irritable sores, painful tumours, &c. Dose, gr. $\frac{1}{4}$ to $\frac{1}{2}$ as a stimulant; gr. j to iv as a sedative.

PAPAVER CEREALE, P. rheas—p. Corniculatum, *Chelidonium majus*—p. *Erraticum*, P. rheas—p. *Luteum*, *Chelidonium majus*.

PAPAVER NIGRUM. This is merely a variety of the white poppy, producing black seeds.

PAPAVER RHEAS. The systematic and pharmacopœial name of the *Red corn-poppy*, *Corn rose*, *Papaver erraticum*, P. cereale, P. rubrum, Rheas, (F.) *Coquelicot*. The heads of this species, also, contain a milky juice of a narcotic quality. A syrup of its flowers has been directed, which has been esteemed diaphoretic and slightly soothing; but is more admired for its colour than for any other property.

PAPAVERCULUM, *Meconium*.

PAPAW TREE, *Carica papaya*.

PAPAYER, *Carica papaya*.

PAPIER EPISPASTIQUE, *Sparadrapum vesicatorium*.

PAPILLÆ, P. *Mammæ*, *Thelæ*:—diminutive, perhaps, from *papa*, one of the earliest cries of the infant, ascribed to a craving for food. The end of the breast, the nipple. An eminence similar to a nipple. A name given to small eminences more or less prominent, at the surface of several parts, particularly of the skin and mucous membranes, in which latter situation they are also called villi. See Villous. They appear formed by the ultimate expansion of the vessels and nerves, and are susceptible, in some cases, of a kind of erection. They are also called *Papillæ nervosæ* seu *Nervæ*, P. *Pyramidales*, *Nervous papillæ*, (F.) *Papilles* ou *Papilles nerveuses*, *Houppes nerveuses*.

PAPILLA LACHRYMALIS, see Lachrymal puncta—p. *Mammæ*, *Papilla*.

PAPILLÆ CALYCIFORMES, see Papillæ of the tongue—p. *Capitatae*, see Papillæ of the tongue—p. *Circumvallatæ*, see Papillæ of the tongue—p. *Conical*, see Papillæ of the tongue—p. *Conoidal*, see Papillæ of the tongue—p. *Filiiform*, see Papillæ of the tongue—p. *Fungiform*, see Papillæ of the tongue—p. *Fungoid*, see Papillæ of the tongue.

PAPILLÆ OF THE KIDNEY, (F.) *Mamelons du rein*, are the projections into the pelvis of the kidney of the apices of the cones of the tubular substance of the organ. They are also called *Processus mamillares*, *Carunculæ papillares*, *Pyramides Malpighianæ*, *Papillæ renum*.

PAPILLÆ, LENTICULAR, see Papillæ of the tongue—p. *Maximæ*, see Papillæ of the tongue—p. *Mediæ*, see Papillæ of the tongue—p. *Minimæ*, see Papillæ of the tongue—p. *Mucosæ*, see Papillæ of the tongue—p. *Nervæ*, see Papillæ—p. *Nervous*, see Papilla—p. *Pyramidal*, see Papillæ of the tongue—p. *Pyramidales*, see Papilla—p. *Renum*, see Papillæ of the kidney—p. *Semilenticulares*, see Papillæ of the tongue.

PAPILLÆ OF THE TONGUE are very numerous and marked. They are observed, particularly, at the upper surface of the organ, and are distinguished into—1. The *Lenticular papillæ*, *Papillæ mucosæ*, P. *maximæ*, P. *capitatae*, P. *vallatæ*, P. *circumvallatæ*, P. *truncatæ*, P. *calyciformes*. They are arranged at the base of the tongue in two oblique lines having the shape of the letter V; and united angularly at the foramen cœcum. They have, in general, an ovoid or spherical shape, and are merely mucous follicles similar to those of the palate, lips, &c. 2. The *Fun'giform* or *Fungoid papillæ*, *Papillæ mediæ*, P. *Semilenticulares*, are of indeterminate number, but always more numerous than the preceding. They are irregularly disseminated near the edges and the point

of the tongue; have a rounded and flattened head, supported by a short and narrow footstalk. Their tint is whitish. Of their real nature we are ignorant. 3. The *Conical*, *Conoid* or *Pyramidal papillæ*, *P. min'ima*, *P. villosa*, are the most numerous of all. Their arrangement is more regular in the forepart of the tongue than behind. They resemble small cones; the base being towards the tongue and the apex free. The anterior are very small, and have been called *Filiform papillæ*. They appear to be produced by the terminations of the filaments of the lingual nerve, and are surrounded by an evident vascular network.

PAPILLÆ TRUNCATÆ, see *Papillæ* of the tongue.—*p. Vallatæ*, see *Papillæ* of the tongue—*p. Villosæ*, see *Papillæ* of the tongue.

PAPILLARY BODY, *Corpus papillare*.

PAPILLI-AUT-MAMMILLI-FORMIS, Mastoid.

PAPOOSE ROOT, *Caulophyllum thalictroides*.

PAPULA. A *pimple*, *Exor'mia*, (F.) *Bouton*, *Bourgeon*. A small, acuminated elevation of the cuticle, with an inflamed base; very seldom containing a fluid, or suppurating, and commonly terminating in scurf or desquamation.

Papulae form the first order of Willan and Bateman's arrangement of cutaneous diseases.

PAPULA AGRIA, *Lichen agrius*—*p. Fera*, *Hepes exedens*—*p. Miliaris*, *Miliary fever*.

PAPULÆ, *Lichen*—*p. Sicca*, *Lichen*—*p. Sutoris*, *Miliary fever*—*p. Sudorales*, *Sudamina*.

PAPPUS AMERICANUS, *Solanum tuberosum*.

PAQUERETTE VIVACE, *Bellis*.

PAR NERVORUM, *Syz'gyi nervorum*. A pair of nerves.

PAR OPTICUM NERVORUM, *Optic nerve*—*p. Primum nervorum cerebri*, *Olfactory nerves*—*p. Quintum nervorum cerebrialium*, *Trigemini*—*p. Secundum nervorum*, *Optic nerve*—*p. Septimum sive faciale*, *Facial nerve*—*p. Trigemini*, *Trigemini*—*p. Trium funicularum*, *Trigemini*—*p. Vagus*, *Pneumogastric*—*p. Visorius*, *Optic nerve*.

PARA, *παρα*, a common prefix, 'by, near, contrary to, through,' (*per*;) 'above and beyond,' (*ultra*;) 'besides, (prætor.)' In certain terms, as in *Paracusis*, *Parapsis*, *Parabysma*, &c., used by Dr. Good, *para* means a defective or morbid condition.

PARABALANUS, from *παρὰβαλλειν*, (*παρά*, and *βαλλειν*, 'to cast,') 'to expose one-self.' A name given, by the ancients, to a person who devoted himself to the service of the sick in hospitals; and particularly during epidemics and the plague.

PARABYSMA, from *παρά*, and *βυσιν*, 'to stuff.' Infection or engorgement of an organ—as *Parabysma Lienis*, Engorgement of the spleen.

PARABYSMA MESPENTERICUM, *Tabes mesenterica*.

PARABYSTIA, same etymon. Engorgement or infarction of an organ with blood.

PARACELSISTA, *Paracel'sist*; from *Paracelsus*. A follower of *Paracelsus*.

PARACELSISTICA MEDICINA, see *Spagyrist*.

PARACENTE'RIUM. Same etymon as the next. Woolhouse has given this appellation to a small trocar, employed by Nuck for puncturing the eye in cases of dropsy of that organ.

PARACENTE'SIS, *Perforatio*, *Punctio*, *Punctura*, *Cenembate'sis*, *Cente'sis*, *Compunctio*: from *παράκεντω*, (*παρά*, and *κεντω*, 'I pierce,') 'I pierce through.' *Puncture*. The operation of *tapping* to evacuate the collected fluid in ascites, ovarial dropsy, &c.

PARACENTESIS, *Puncturing*—*p. Thoracis*, *Thoracocentesis*.

PARACENTETERION, *Trocar*.

PARACENTICION, *Trocar*.

PARACHROË'A, from *παρά*, and *χρῶα*, 'colour.' Morbid change of colour of the surface, especially of the face.

PARACHROMA, *Achromatopsia*.

PARACHROSIS, *Decoloration*.

PARACINE'SES, (G.) *Parakiniesien*, from *παρά*, 'defective,' and *κίνησις*, 'motion.' Diseases of the motor nerves; morbid movements of voluntary muscles.

PARACMASIS, *Decline*.

PARACMASTIC, *Paracmasticus*, from *παγαματω*, 'I decrease.' Decreasing. An epithet for a distemper, which gradually decreases. Also, according to Galen, the period of life when a person is said to grow old, which he places at from 35 to 49, after which he is said to be old,—a definition that would not suit us at the present day.—Gorræus, and Castelli.

PARACMASTICOS, see *Acmasticos*.

PARACME, *Decline*.

PARACOE, see *Cophosis*, *Paracusis*.

PARAC'OPÉ, *Paraph'ora*, *Paracru'sis*, from *παράκοπτω*, 'I strike falsely.' Delirium. In Hippocrates, it means the slight delirium which sometimes occurs in febrile diseases.

PARACOUSIA, see *Cophosis*.

PARACRISES, (G.) *Parakrisien*: from *παρά*, 'defective, morbid,' and *κρίσις*, 'secretion.' Diseases of the secretory function.—Fuchs.

PARACRUSIS, *Paracope*.

PARACUSIS, *Cophosis*. Also, perverted audition.

PARACU'SIS ACRIIS, *Auditus acrior*, *Paracru'sis ozycoia*, from *παρά*, 'defective,' and *ακουσις*, 'the act of hearing.' The hearing painfully acute, and intolerant of the lowest sounds; a symptom in otalgia, epilepsy, cephalitis, and febrile affections.

PARACUSIS DUPLICATA, *Double hearing*—*p. Imaginaria*, *Tinnitus aurium*—*p. Imperfecta*, *Double hearing*, *P. perversa*—*p. Obtusa*, *Barycoia*—*p. Oxycoia*, *P. acris*.

PARACUSIS PERVERSA, *P. Willisiana*, *P. imperfecta*, *Perverse hearing*. The ear only sensible to articulate sounds, when excited by other and louder sounds intermixed with them—Good.

PARACUSIS SURDITAS, see *Cophosis*—*p. Willisiana*, *Paracusis perversa*.

PARACYCLE'SES, (G.) *Parakyktesen*, from *παρά*, 'defective, morbid,' and *κυκλισις*, 'circulation.' Diseases of the blood as regards its distribution and motion.—Fuchs.

PARACYESIS, *Pregnancy*, morbid, *Pregnancy*, *preternatural*—*p. Abortus*, *Abortion*—*p. Tubaria*, *Salpingo-cyesis*.

PARACYNAN'CHÉ, (*para* and *cynanche*.) *Inflammation* of the external muscles of the larynx. According to others, a slight *cynanche*.

PARÆSTHESIA, *Paresthesia*—*p. Olfactoria*, *Parosmia*.

PARÆSTHESIS, *Paresthesia*—*p. Auditus flacca*, *Proptoma auricularum*.

PARÆTHENAR, Parathenar.

PARAGEUSIS, Agenstia. Also, perversion of taste, *Parageusia*, *Parageustia*, *Allotriogeusia*, *Gustus depravatus*.

PARAGEUSTIA, Parageusis.

PARAGLOSSA, *Paraglossè*, from *παγα*, and *γλωσσα*, 'the tongue;' Swelling of the tongue; *Dysphagia Linguosa*, *Glossomegismus*, *Macroglossa*, *Prolapsus Linguae*. Sauvages, under the term *Paraglossa deglutitoria*, means a pretended doubling of the tongue into the pharynx, (F.) *Renversement de la langue*. See *Glossocoele*.

PARAGOGE, Abduction, Coaptation.

PARAGOMPHOSIS, *Paragomphosis capitis*, from *παγα*, 'by,' 'near,' and *γομφωσις*, 'a nailing;' Incomplete wedging of the head of the child in the pelvis during labour.

PARAKINESIEN, Paracineses.

PARAKRISIEN, Paracrisis.

PARAKYKLESEN, Paracycleses.

PARALALIA, *Mogilaia*—p. *Nasalis*, *Rhinophonia*.

PARALAMP'SIS, *παλαμψις*, from *παλαμψις*, (*παγα* and *λαμψις*, 'I shine,') 'I shine at the side of;' *Macula cornea margaritæ cae*, *Perla*. A cicatrix on the transparent part of the eye.—Hippocrates.

PARALEREMA, Delirium.

PARALLAGE, Insanity.

PARALLAGMA, *Chevauchement*.

PARALLAXIS, *Chevauchement*, Insanity.

PARALLETA. A kind of scurfy, cutaneous eruption, affecting the palms of the hands, in parallel lines, and symptomatic of the venereal disease.—Forestus.

PARALLELISM OF DISEASES, *Idiopathia*.

PARALOGIA, Delirium.

PARALOPH'IA, from *παρα*, 'near,' and *λοφια*, 'the first vertebra of the back.' The lower and lateral part of the neck, near the vertebrae.—Keil.

PARALYSIE, Paralysis—p. *Saturninè*, *Palsy*, lead.

PARALYSIS, *Par'esis*, *Resolutio membrorum*, *R. nervorum*, *Carus paralysis*, *Catal'ysis*, (F.) *Paralysis*, *Résolution des membres*; *Palsy*, from *παρηνω*, (*παρα* and *νω*, 'I loosen,') 'I relax.' Abolition or great diminution of the voluntary motions, and sometimes of sensation, in one or more parts of the body.

Palsy is said to be *local*, when it affects only a few muscles. When it extends to half the body, vertically or horizontally, it is called *Hemiplegia* or *Paraplegia*. It is commonly symptomatic of disease of the brain or of the nerves themselves, and is a frequent accompaniment, precursor, or successor of apoplexy. The immediate cause is, generally, pressure either by blood effused, or by serum, or by vascular turgescence. At its onset, therefore, blood-letting may be advisable; but, afterwards, the disease becomes one of nervous debility, and requires stimulants—to the paralyzed parts, or to the mucous membranes,—frictions, sinapisms, blisters, the moxa, baths, electricity, galvanism, purgatives, and the nuxvomica, which last has the property of exciting movements where the will has no longer power. The disease generally admits only of palliation, and is extremely apt to recur.

PARALYSIS, *Primula veris*.

PARALYSIS AG'ITANS, *P. tremula*, *Synclonus ballismus*, *Scelotyr'bè festinans*, *Tremor*, *Tromos*, *Shaking Palsy*, *Trembling Palsy*. A variety of tremor, in which the muscles are in a perpetual alternation of contraction and relaxation.

PARALYSIS, BELL'S, *Bell's Palsy*, *Paralysis facialis*, *Trismus diastrophè Sauvage'sii*, *Diastrophè Gale'ni*, *Hemiple'gia facialis*, *Oris tortura paralytica Linnæ'i*, *Hemiprosop'legia*. The paralysis of the face induced by a lesion of the portio dura, has been called *Bell's Palsy*, owing to Sir Charles Bell having been one of the first to investigate it minutely.

PARALYSIS BERIBERIA, *Berberi*—p. *Facialis*, *Paralysis*, *Bell's*—p. *Hemiplegia*, *Hemiplegia*—p. *Linguae*, *Glossology*—p. *Medullaris*, *Paraplegia*—p. *Metallica*, *Palsy*, lead—p. from *Poisons*, p. *Venæna*—p. *Rachialgia*; *Colic*, *metallic*—p. *Saturnine*, *Palsy*, lead—p. *Scorbutica*, *Pellagra*—p. *Spinalis*, *Paraplegia*—p. *Tremula*, *Paralysis agitans*.

PARALYSIS VENENATA, *Paralysis e venenis*, *Paralysis from poisons*. Paralysis, the result of poisonous substances—as of lead, mercury, arsenic, ergot, &c.

PARALYSIS E VENENIS, *P. Venæna*.

PARALYTIC, *Paralyticus*; same etymon. Affected with paralysis.

PARALYTIC STROKE, see *Stroke*, *paralytic*.

PARAMENIA, *παρηνια*, from *παγα*, 'badly,' and *μην*, 'a month;' *Menstruatio anomala*, *Menses anomala*, *Mis-menstruatio*. Difficult menstruation. Disordered menstruation.

PARAMENIA DIFFICILIS, *Dysmenorrhœa*—p. *Erroris*, *Menstruation*, *vicarious*—p. *Obstructionis*, see *Amenorrhœa*—p. *Profusa*, *Menorrhagia*—p. *Superflua*, *Menorrhagia*.

PARAME'RIA, *παρηνγία*, from *παγα*, 'about,' and *μηρος*, 'the thigh.' The internal parts of the thigh.

PARAMESOS, *Annular finger*, see *Digitus*.

PARANEPHRI'TIS, from *παρα*, and *νεφριτις*, 'inflammation of the kidney.' Inflammation of the renal capsules, *Inflammatio renum succenturiatorum*.

PARANEA, *Delirium*, *Dementia*.

PARANYMPHUS, from *παγα*, 'near,' and *νυμφη*, 'a young spouse,' 'a bride.' A name given by the ancients to him who led the bride to the house of her husband. The term was adopted into the ancient schools of medicine, to designate the usual discourse pronounced at the end of the prescribed period of study for licentiate, in which the qualifications and merits of the candidate were described.

PARAPATHIA, *Pathomania*.

PARAPECHYON, *Radius*.

PARAPHIA, *Parapsis*.

PARAPHIMOSIS, *Periphimosia*, *Circumligatura*, *Phimosia circumligata*, *Penis lipodermis*, from *παγα*, 'about,' and *φιμοσ*, 'I bridle.' Strangulation of the glans penis, owing to the opening of the prepuce being too narrow. It frequently happens in persons affected with phimosis, when the prepuce has been pushed violently behind the base of the glans, during copulation, &c. In paraphimosis, the narrow and resisting aperture of the prepuce forms, behind the corona glandis, a kind of ligature, which strangulates the part, causes it to swell and inflame, and even to become gangrenous. Attempts must be made to bring back the pre-

puce. These excite considerable pain, yet they must be persevered in for some time; and should they not succeed, the rings, formed by the tumefied prepuce, must be cut transversely, and the antiphlogistic treatment be adopted.

PARAPHOBIA, Hydrophobia.

PARAPHON'IA, from *παρά*, and *φωνή*, 'the voice.' Affection of the voice, when its character or *timbre* is less agreeable.

PARAPHONIA CLANGENS, Oxyphonia—p. Gutturalis, Asaphia—p. Nasalis, Rhinophonia—p. Puberum, Hirquitalitas—p. Rauca, Raucedo—p. Ulcerosa, Oxyphonia.

PARAPHORA, Delirium, Paracope.

PARAPHRENSIS, Paraphrenitis—p. Diaphragmatica, Diaphragmitis.

PARAPHRENIE, Insanity.

PARAPHRENI'TIS, from *παρά*, 'near,' and *φρενίς*, 'the diaphragm;' *Paraphrenesis*. A name given to inflammation of the diaphragm, (see Diaphragmitis,) which was supposed always to produce delirium:—as well as to the delirium itself, accompanying that affection.—See Phrenitis.

PARAPHROSYNE, Delirium.

PARAPHROTÉS, Delirium.

PARAPLASTIC: *Paraplasticus*, from *παρά*, and *πλαστικός*, 'formative.' Possessed of deprivileged formative powers,—as Carcinoma, Encephaloma, Melanosis, &c.

PARAPLE'GIA, *Paraplexia*, *Rachio-paralysis*, *Rhachiooplegia*, *Rhachio-paralysis*, *Paralysis spinalis*, *P. medullaris*, *Carus paralysis paraplegia*, from *παρά*, dim. particle, and *πλήσσω*, 'I strike.' Palsy of the lower half of the body, including the bladder and rectum. It is, generally, owing to disease of some part of the cerebro-spinal axis; especially of the spinal portion. The ancients sometimes used the term for incomplete apoplexy. Some authors have, also, made a distinction between *paraplegia* and *paraplexia*,—using the former for *partial apoplexy*—the latter for *general or complete apoplexy*.

PARAPLEURITIS, Pleurodynia.

PARAPLEXIA, Paraplegia.

PARAP'OPLEXY, *Parapoplexia*, from *παρά*, dim., and *αποπληξία*, 'apoplexy.' False apoplexy; a soporose state, resembling apoplexy; and especially that which occurs in the paroxysms of pernicious intermittents.

PARAP'SIS, *Paraphia*, from *παρά*, 'defectively,' and *απτόμαι*, 'I touch.' Sense of touch or general feeling vitiated or lost.—Good.

PARAP'SIS ACRIS TENERITUDO, Soreness—p. Expers, Torpor, Anæsthesia—p. Illusoria, Pseudæsthesia—p. Pruritus, Itching.

PARARMA, Fimbria.

PARARRHYTHMICUS, Pararrhythmus.

PARARRHYTH'MUS, *Pararrhythmicus*, from *παρά*, 'dim.,' and *ῥυθμός*, 'rhythm.' An epithet for the pulse, when it has not the rhythm proper to the age and constitution of the individual.

PARARTHREMA, *Pararthroma*, *Pararthrosis*, *Pararthrosis*, *Parectasis*, *Parastrep-sis*, from *παρά*, and *ἄρθρον*, 'a joint.' Incomplete luxation; subluxation.

PARASCEPAS'TRA, from *παρά*, and *σκεπέω*, 'I cover.' A cap or bandage, which covers the whole head.—Galen.

PARASCEUE, Apparatus.

PARASCHIDES, from *παρά*, and *σκέω*, 'I

cleave.' Fragments or splinters of a broken bone.

PARASITE, *Parasitus*, from *παρά*, 'near,' and *σιτός*, 'corn,' 'food.' Parasites are plants which attach themselves to other plants; and animals which live in or on the bodies of other animals,—so as to subsist at their expense. The mistletoe is a parasitic plant;—the louse a parasitic animal. The chief parasitic animals are the *Pediculus humanus corporis*, *P. capitis*, *P. pubis*, *Pulex irritans*, *P. penetrans*, and the *Acarus Scaabiei*.

PARASIT'IC, *Parasiticus*, *Parasitoid*, *Parasitoides*. Same etymon. Having the nature of, or resembling a parasite, as 'parasitic growths,' tubercles, cancer, &c., for example.

PARASITICIDE, Antiparasitic.

PARASITISMUS INTESTINALIS, Helminthiasis—p. Superficies, Malis.

PARASITOID, Parasitic.

PARASPA'DIA, from *παρά*, and *σπῶω*, 'I draw.' A preternatural opening of the urethra at the side of the penis. One whose urethra opens in this manner is called *Paraspadicus* and *Paraspadias*.

PARASPADIÆUS, see Paraspadia.

PARASPHAGIS, from *παρά*, 'near,' and *σφαγή*, 'the throat.' The part of the neck contiguous to the clavicles.

PARASTATA, *Parastates*, from *παρίστημι*, (*παρά*, and *ίστημι*), 'I stand near.' The prostate. In Hippocrates, it means the epididymis. The epididymes were called by Herophilus and Galen *Varicoisæ parastate* to distinguish them from *glandulosæ parastatæ* or *prostate*. Rufus of Ephesus called the Tubæ Fallopiæ *Parastatæ varicoisæ*.

PARASTATA ADENOIDES, Prostate—p. Glandula, Prostate—p. Glandulosa, Prostate.

PARASTATES, Parastata.

PARASTATI'TIS, *Epididymitis*; from *parastata*, 'epididymis,' and *itis*, denoting inflammation. Inflammation of the epididymis.

PARASTREM'MA, *Parastrophè*, from *παράστροφω*, (*παρά*, and *στροφω*, 'I turn,') 'I distort or pervert.' Convulsive distortion especially of the face, the soft parts being drawn laterally.

PARASTREPSIS, Parastrema.

PARASTROPHE, Parastremma.

PARASYNANCHE, Cynanche parotidæa.

PARASYSTOLE, Acinesia.

PARATH'ENAR, *Parathenar*, from *παρά*, 'near,' and *θῆνα*, 'the sole of the foot.' Winslow called *grand parathenar*, *parathenar major*, a portion of the abductor of the little toe, *musculus scandularis*; and *petit parathenar*, *parathenar minor*, the short flexor of that toe.

PARATHENAR MAJOR, Abductor minimi digiti pedis—p. Minor, Flexor brevis minimi digiti pedis.

PARATHROMA, Elongatio.

PARATONIA, see Spasm.

PARATOPIA, Luxation.

PARATOP'IÆ; from *παρά*, in the sense of change, and *τοπος*, 'place.' Diseases, in which organs are removed from their proper position. See Ectopia.

PARATRIMMA, Chafing.

PARATROPE, Apotrope.

PARATROPHY, *Paratrophè*, *Paratrophia*, from *παρά*, 'dim,' and *τροφή*, 'nourishment.' Misnutrition.

PARDALIANCHES, *Aconitum*.

PARDALIANCHUM, *Aconitum*.

PAREC'TAMA, *Parectasis*, from *παρα*, 'beyond,' *εκ*, 'out of,' and *τενω*, 'I stretch.' Immoderate extension or dilatation of a part—as of the heart.

PARECTASIS, *Pararthrema*, *Parectama*.

PAREGORIC, *Paregoricus*, *Sopiens*, from *παρηγορω* (*παρα*, and *γορω*), 'I soothe, I calm.' That which soothes or assuages—as paregoric elixir. An anodyne.

PA'REIRA, *Gena*.

PA'REIRA, see *P. brava*.

PA'REIRA BRAVA, *Cissampelos Pareira*, *Pa-reyra*, *Butira*, *Pariera brava*, *Abu'ta*, *Albu'tua*, *Botou*, *Oaa-peba*, *Overo butira*, *Wild vine*, *Velvet leaf*. *Family*, Menispermææ. *Sex. Syst.* Diœcia Monadelphica. The root of this plant,—*Pareira* (Ph. U.S.)—a native of South America and the West Indies, has a sweet taste with considerable bitterness and slight roughness. It has been recommended in nephritic and calculous affections; but it is not much used.

PA'RELLE, *Rumex hydrolapathum*.

PARENCEPHALIS, *Cerebellum*.

PARENCEPHALITIS, *Cerebellitis*.

PARENCEPHALOCELE, from *παρεγκεφαλις*, (*παρα*, and *εγκεφαλος*, 'the brain,') 'the cerebellum,' and *κληη*, 'a rupture.' *Hernia of the cerebellum*; a very rare disease. It occurs under the form of a soft, indolent, or slightly painful tumour, without change in the colour of the skin, and is situate in the occipital region. It is constituted of the cerebellum, which escapes through an aperture in the occipital bone. Great attention must be paid not to mistake it for an ordinary tumour, as its extirpation would be attended with fatal consequences.

PARENCEPHALUS, *Cerebellum*.

PARENCHYMA, *Caro parenchymatica seu viscerum seu visceralis seu viscerosa*, *Substantia parenchymatosa*, *Prochewma*. The texture of glandular and other organs, composed of agglomerated globules united by cellular tissue, and tearing with more or less facility. Such is the texture of the liver, kidneys, &c. *Παρεγχυμα* signifies in Greek, effusion, (*παρα*, *ει*, and *χυνω*, 'I pour,') and it was believed, that this tissue consisted of effused blood or other fluid.

PARENCHYMA TESTIS, *Pulpa testis*.

PARENCHYMATITIS, from *παρεγχυμα*, 'parenchyma,' and *itis*, denoting inflammation. *Inflammatio parenchymatica*. Inflammation of the substance of an organ.

PA'RESIS, from *παρημι*, 'I relax.' Paralysis. According to some, a slight, incomplete paralysis, affecting motion, not sensation.

PA'RESTHE'SIS, *Paræsthesis*, or *Paræsthesia*, *Sensus imperfectus*, from *παρα*, 'defective,' and *αισθησις*, 'sensation.' Congenital misconstruction of the external organs of sense. A genus in the nosology of Good. Also, perversion of sensibility.

PA'RETICUS, *Relaxant*.

PA'RETICA EXARTHROSIS, *Luxation* from relaxation of the ligaments of a joint.

PA'REFUM, *Suffimentum*.

PARIERA BRAVA, *Pareira brava*.

PA'RIES, *Table*.

PA'RIETAL, *Parietalis*, from *paries*, *parietis*, 'a wall.'

PA'RIETAL ARTERY, see *P. Bones*.

PA'RIETAL BONES, *Ossa parietalia*, *Ossa verticalia*, *Ossa verticilis*, *Ossa sincipitis*, *Ossa brægmatis*, *Ossa nervalia*, *Ossa tetragona*, are two fellow-bones, occupying the lateral and upper parts of the cranium, in the formation of which they assist. They have a quadrilateral shape: their external surface is convex, and presents, at its middle part, an eminence called the *Parietal protuberance*, (F.) *Bosse pariétale*. Their inner or cerebral surface, which is concave, has a depression that corresponds with the preceding eminence, and which is called the *Parietal fossa*, *Fossa parietalis*. Above and behind, near the superior edge of these bones, is a foramen, which does not always exist, called the *Parietal foramen*, *Foramen parietalè*, through which passes a vein—*parietal vein*—that opens into the superior longitudinal sinus of the dura mater, and an artery—*parietal artery*—a branch of the occipital, which ramifies on the same sinus. Each parietal bone is articulated above, with its fellow; below, with the temporal bone; before, with the frontal; behind, with the occipital, and by the anterior and inferior angle with the great ala of the sphenoid. Each parietal bone is developed from a single point of ossification.

PA'RIETAL FORAMEN, see *P. Bones*—p. *Fossa*, see *P. Bones*—p. *Protuberance*, see *P. Bones*—p. *Veins*, see *P. Bones*.

PA'RIETARIA, *P. officinalis*, *Helxine Vitæria*, *Wall pellitory*, (F.) *Pariétaire commune*. *Family* Urticææ. *Sex. Syst.* Polygamia Monœcia. This plant grows on old walls, and contains much nitrate of potassa. It is diuretic, but is not much used.

PA'RIETES, Plural of *Paries*, 'a wall,' (F.) *Pariois*. A name given to parts which form the enclosures—the limits of different cavities of the body, as the *Parietes of the cranium*, *chest*, &c.

PA'RIS, *P. quadrifolia*, *Oneberry*, *Truelove*, (F.) *Parisette*, *Raisin de Renard*. It possesses narcotic properties, and was formerly considered a powerful love philter. It is emetic, and is sometimes used externally as a resolvent and anodyne.

PA'RISAGOGÆ INTESTINORUM, *Intus-susceptio*.

PA'RISLETTE, *Paris*.

PA'RISTH'MIA, *παρα*, and *ισθμος*, 'the throat.' A word employed to designate the tonsils, and, likewise, inflammation of the tonsils. *Cynanche tonsillaris*, and *Cynanche* in general.

PA'RISTHMIOTOMUS, from *παρισθμια*, 'the tonsils,' and *τενω*, 'I cut.' An instrument with which the tonsils were formerly scarified.

PA'RISTHMITIS, *Cynanche*, *C. tonsillaris*.

PA'RISTHMIUM, *Tonsil*.

PA'RISWORT, *Trillium latifolium*.

PA'RMELIA ISLANDICA, *Lichen Islandicus*.

PA'ROCHETEUSIS, *Derivation*.

PA'RODON'TIDES, from *παράς*, 'near,' and *οδους*, 'a tooth.' Tumours on the gums; *parulis*, &c.

PA'RODYNIA, *Dystocia*—p. *Perversa*, *Presentation*, *preternatural*.

PA'ROIS, *Parietes*.

PA'ROLE, *Voice*, articulated.

PA'ROMPHALOCELE, from *παράς*, 'near,' *ομφαλος*, 'the navel,' and *κληη*, 'rupture.' *Hernia* near the navel.

PARONIRIA, from *παρά*, and *ονειρόν*, 'a dream.' Depraved, disturbed, or morbid dreaming; *Oνειροδύνια ασιΐνα*, *Erethismus oνειροδύνια*. The voluntary organs connected with the passing train of ideas, overpowered by the force of the imagination during dreaming, and involuntarily excited to their natural or accus-tomed actions, while the other organs remain asleep.—Good.

PARONIRIA AMBULANS, Somnambulism—p. Salax, Pollution.

PARONYCHIA, *Paronychia*, *Paronychi-tis*, *Pan'aris*; *Redu'via*, *Rediv'ia*, *Vermis dig'iti*, *Paronit'ium*, *Pandalit'ium*, *Passa*, *Dactylitis*, *Pan'arium*, *Onych'ia*, (F.) *Ongladé*, from *παρά*, 'near,' and *οὖν*, 'the nail.' The ancients gave this name to an inflammatory tumour, seated near the nail, and involving the pulp or matrix of the nail—*Onychitis*. (Gross.) Some of the moderns have extended it to inflammation of the hand, and even of the forearm. It usually means every phlegmonous tumour of the fingers or toes, and especially of the first phalanx. Four kinds of paronychia are commonly pointed out: 1. That seated between the epidermis and skin, called in France *Tourniole*. 2. That seated in the subcutaneous cellular tissue. 3. That occupying the sheath of a tendon; and 4. That considered to be seated between the periosteum and bone. These last three are only different degrees of the same disease, constituting *Whitlow*, (F.) *Mal d'aventure*:—the worst kinds, in English, are called *Felon*. The inflammation generally commences in the subcutaneous cellular tissue, and spreads to other parts, occasioning excessive, lancinating pain, owing to the parts being put upon the stretch; hence, the necessity of dividing them freely,—even down to the bone, when there is reason to believe that the affection belongs to the fourth division,—making use of emollient applications, the antiphlogistic treatment, and opiates to relieve pain.

PARONYCHIA, *Asplenium ruta muraria*—p. Digitum, Digitum.

PARONYCHIS, *Paronychia*.

PARONYCHITIS, *Paronychia*.

PAROPHOBIA, Hydrophobia.

PAROPIA, Canthus (lesser.)

PAROPLEXIA, Paraplegia.

PAROPSIS, *Dysæsthesia visualis*—p. Amaurosis, Amaurosis—p. Cataracta, Cataract—p. Glauco-sis, Glaucoma—p. Illusoria, Pseudo-blepsia—p. Lateralis, *Dysopia lateralis*—p. Longinqua, Presbytia—p. *Lucifuga*, *Nyctalopia*—p. *Noctifuga*, *Hemeralopia*—p. Propinqua, *Myopia*—p. *Staphyloma*, *Staphyloma*—p. *Staphyloma purulentum*, *Hypopyon*—p. *Staphyloma simplex*, *Hydrophthalmia*—p. *Strabismus*, *Strabismus*—p. *Synezisis*, *Synezisis*.

PAROPTESIS, from *παρά*, dim., and *πρωω*, 'I roast.' Forcing a sweat by placing a patient before the fire or putting him in a dry bath.

PARORASIS, from *παρά*, dim., and *οραω*, 'I see.' Perversion of sight, which prevents the person from judging accurately of the colour of objects, *Achromatopsia*. Hallucina-tion.—Galen.

PARORCHID'IUM, from *πρωα*, dim., 'something wrong,' and *ορχις*, 'testicle.' Any position of one or both testicles, different from that which they ought to occupy in the scrotum;—whether they may not have descended through

the abdominal ring, or are drawn up to the groins by the cremaster muscle.

PARORCHIDO-ENTEROCELE, *Hernia paror'chido-enter'ica*. Intestinal hernia complicated with displacement of the testicle.—Sauvages.

PAROSMIA, Anosmia. Also, perversion of smell; *Paræsthesia olfacto'ria*, *Olfactus depravatus*, *Idiosyncrasia olfacto'ria*.

PAROSTIA, from *παρά*, 'defectively,' and *οστιον*, 'a bone.' Bones untempered in their substance, and incapable of affording proper support.—Good.

PAROSTIA FLEXILIS, Mollities ossium—p. *Fragilis*, *Fragilitas ossium*.

PAROTIA, *Cynanche parotidæa*.

PAROTID, *Gland'ula parotidæa*, *G. ad Aures*, *Paro'tis*, *Animel'la*, *Alimel'la*, *Lacti-cin'ia*; from *παρά*, 'about,' and *οὖς*, 'the ear.' The largest of the salivary glands, seated under the ear, and near the angle of the lower jaw. It is composed of many separate lobes, giving rise to excretory ducts, which unite to form one canal, called the *Parotid duct*, *Steno's canal*—the *Ductus superior* or *Superior salivary canal* of some. This duct, after having advanced horizontally into the substance of the cheek, proceeds through an opening in the buccinator muscle, and terminates in the mouth opposite the second upper molaris. About the middle of its course, it sometimes receives the excretory duct of a glandular body, situate in its vicinity, and called the *Accessory Gland of the Parotid*, *So'cia Parot'idis*, *Gland'ula so'cia parot'idis*. In the substance of the parotid are found—a number of branches of the facial nerve, of the transverse arteries of the face, and the posterior auricular. It receives, also, some filaments from the inferior maxillary nerve, and from the ascending branches of the superficial cervical plexus. Its lymphatic vessels are somewhat numerous, and pass into ganglions situate at its surface or behind the angle of the jaw. The parotid secretes saliva, and pours it copiously into the mouth.

PAROTID, ACCESSORY GLAND OF THE, see Pa-rotid.

PAROTID APONEURO'SIS. A sheath of great thickness, continuous, below, with the cervical fascia. It forms a frame-work to the parotid by means of fibrous prolongations from its deep surface. Its density accounts for the pain of parotitis, and for the difficulty with which pus makes its way to the surface.

PAROTID ARTERIES, see Parotid—p. Duct, see Parotid—p. Veins, see Parotid.

PAROTIDE, Parotitis.

PAROTIDON'CUS, *Tumor parot'idis*, *T. gland'ula parotidææ*, from *παρωτις*, 'the parotid,' and *ογκος*, 'a tumour.' Swelling of the parotid.

PAROTIS, *Phleg'monè parotidæa*, *Inflam-matio parotidum*, *Cynan'chè parotidæ'a*, *Parot'itis*, *Dioscu'ri*, (F.) *Parotide*, is the name of a tumour seated under the ear; which is reddish, hard, and attended with obtuse pain; the progress to suppuration being slow and difficult. Sometimes it is of a malignant character, sloughing, and long protracted. Some French pathologists restrict the term *parotide* to symptomatic parotitis—as to that which occurs in plague; whilst they apply the terms *Oreillons* or *Ourles* to *Cynanche parotidæa* or *Mumps*.

PAROTIS CONTAGIOSA, *Cynanche parotidæa*—

p. Epidemica, Cynanche parotidæa—p. Seroso glutine tumens, Cynanche parotidæa—p. Spuria, Cynanche parotidæa.

PAROTITIS, Cynanche parotidæa, Parotis—p. Epidemica, Cynanche parotidæa—p. Erysipelatosa, Cynanche parotidæa—p. Polymorpha, Cynanche parotidæa—p. Specifica, Cynanche parotidæa.

PAROXYSM, *Paroxysmus*, from παροξύνω, (πάρα, and ὀξύειν, 'to render sharp.') 'Irritate,' *Im'petus*, *Insultus*, *Invasio*, *Exacerbatio*, *Acces'sio*, *Acces'sus*, (F.) *Exacerbation*, *Redoublement*, *Accès*. The augmentation which supervenes at equal or unequal intervals in the symptoms of acute diseases. Also, a periodical exacerbation or fit of a disease.

PAROXYSMAL, *Paroxysmalis*; same etymon. (F.) *Paroxystique*. Of or belonging to a paroxysm;—as a *paroxysmal* day, (F.) *Jour paroxystique*; a day on which a paroxysm of disease occurs.

PAROXYSMUS FEBRILIS, Pyrexia.

PAROXYSTIQUE, Paroxysmal.

PARS INFERIOR PEDIS, Sole—p. Mastoidea of Temporal Bone, Mastoid process—p. Naturalis medicinæ, Physiology—p. Petrosa, see Temporal Bone—p. Prima asperæ arteriæ, Larynx—p. Pyramidalis ossis temporis, see Temporal Bone—p. Squamosa, see Temporal Bone—p. Urethræ membranacea, see Urethra—p. Vaga, Pneumogastric—p. Virilis, Penis.

PARSLEY, COMMON, *Apium petroselinum*—p. Fool's, *Æthusa cynapium*—p. Macedonian, *Bubon Macedonicum*—p. Mountain, black, *Athamanta aureoselinum*—p. Poison, *Conium maculatum*—p. Spotted, *Conium maculatum*—p. Water, *Cicuta maculata*.

PARSNAP, COW, *Heraclenum spondylium*, *Heraclenum lanatum*—p. Garden, *Pastinaca sativa*—p. Water, common, *Sium latifolium*.

PART, see Parturition—p. *Légitime et illégitime*, see Parturition.

PARTES GENERATIONI INSERVIENTES, Genital organs—p. Genitales, Genital organs—p. Laterales nasi, Scapulæ nasi—p. Nervosæ, see Nerve—p. Obscenæ, Genital organs.

PARTHENIUM FEBRIFUGA, *Matricaria*—p. Mas, *Tanacetum*.

PARTHENIUS, (*Morbus*;) from παρθενος, 'a virgin.' A disease in a young female. Also, chlorosis.

PARTIALIS, Local.

PARTIES, LES, Genital organs—p. *Génitales*, Genital organs—p. *Honteuses*, Genital organs—p. *Génitoires*, Genital organs—p. *Naturelles*, Genital organs—p. *Nobles*, Genital organs—p. *Sezuelles*, Genital organs.

PARTIO, Parturition.

PARTRIDGE-BERRY, *Gaultheria*.

PARTS, THE, Genital organs.

PARTURA, Parturition.

PARTU'RIENT, *Partu'riens*, from *parturire*, itself from *parere*, 'to bring forth.'

The *Parturient*, *Childbed*, or *Lying-in state*, *Puerperium*, requires careful management, and is subject to various diseases.

A *Partu'rient* or *Parturifa'cient* is a medicine

which induces or promotes labour; as ergot, and, perhaps, borate of soda.

PARTURIFACIENT, Parturient.

PARTURIGO, Parturition.

PARTURITION, *Puerperium*, *Partus*, *Partio*, *Parturit'io*, *Parturigo*, *Partu'ra*, *Tocos*, *To'etos*, *Tezis*, *Lochi'a*, *Apocye'sis*, *Mapeu'sis*, *Maietu'sis*, *Nego'tium* seu *Actus parturitio'nis*, *Enix'us* seu *Enix'io fætus*, *Expul'sio fætus*, *Apol'ysis*, *Labour*, (F.) *Accouchement*, *Couche*, *Travail d'Enfant*. The delivery of the fætus and its appendages. Labour is the necessary consequence of conception, pregnancy, and the completion of gestation. It does not take place, at the full time, until after nine months of uterogestation,—the causes producing it being the contraction of the uterus and abdominal muscles. By different authors, the stages of labour have been variously divided. We may, perhaps, admit of four. The first stage comprises the precursory signs. One, two, or three days before labour, a mucous discharge, streaked with blood, takes place from the vagina, which is called the *Signum*, *Leucorrhæa Nabothi*, *Hæmorrhag'ia Nabothi*, *Labour-show*, or *Show*; and, along with this, trifling grinding pains, called by the French *Mouches*, are felt in the loins and abdomen. *Second stage*:—Peculiar pains, which extend from the lumbar region towards the uterus; tension and dilatation of the neck and orifice of that organ; protrusion into the vagina of the envelopes of the fætus, forming the *bag of waters*, (F.) *Poche des eaux*; and rupture or breaking of the waters. *Third stage*:—Contractions of the uterus and abdominal muscles; forcing pains; the head of the fætus becomes engaged in the pelvis; the occiput being commonly situate above the left acetabulum, passes beneath the arch of the pubis. *Fourth stage*:—the head now presents at the vulva, the perineum being considerably distended; at length it clears the external parts, and the rest of the body is easily disengaged. The child still continues attached to the mother by the umbilical cord, which has to be divided. In the course of fifteen or twenty minutes, trifling pains occur, and the secundines are expelled. This completes delivery. In by far the majority of cases, the head is the presenting part, the occiput directed anteriorly, and the face posteriorly. Of 12,633 children, born at the Hospital *La Maternité*, in Paris, from the 10th of December, 1797, to the 31st of July, 1806, the following were the presentations:

The head, with the face posteriorly, 12,120	
The head anteriorly,	63
The breech,	198
The feet,	147
The knees,	3
Other positions,	102

12,633

The following table, drawn up from data furnished by Velpeau, gives an approximative view of the comparative number of presentations, according to the experience of the individuals mentioned:

TABLE, EXHIBITING THE RATIO OF PRESENTATIONS IN 1000 CASES.

	ACCORDING TO							
	Merri- man.	Bland.	Madame Boivin.	Madame Lacha- pelle.	Nægle.	Lovati.	Hospital of the Faculté.	Boër.
Regular, or of the vertex,	924	944	969	933	933	911	980	
I. <i>Occipito-ante-ior</i> ,	903		944	910		895		
a. <i>Occipito-cotyloid</i> (left,			760	717		537		
Do. (right,)			179	209				
b. <i>Occipito-pubiao</i> ,			0.29	9				
II. <i>Occipito-posterior</i> ,			9.4	7.3				
a. <i>Fronto-cotyloid</i> (left,			5.3	2.9				
b. Do. (right,)			4.4	4.6				
Face presentation,	2.2	2.6	3.6	2.6				8.8
Mento-iliac (right,)				36				29
Of the pelvis,	36	28	29		47			10.3
Of the foot,	12.7	9.4		14				
Of the knees,			0.19	0.40				
Of the breech,	23	13	18	22				19
Of the trunk,			4.6	5.3	4.8			
Requiring Forceps,	6.6	4.7	4.6	3.4	36			5.7
Turning,	16	4.7		7.8	7.2			5.9
Cephalotomy,	3.3	5.2	4.77	0.53	2.4			1.5

Labour has received different names, according to the period of pregnancy at which it occurs, and the mode in which it takes place. It is called *miscarriage* or *abortion*, prior to the seventh month; *premature labour*, *Omatocia*, *Partus præcox* seu *præmatu'rus*, between this and eight months and a half; and *labour at the full period*, (F.) *Accouchement à terme*, when it happens at the end of nine months. Labours have likewise been variously divided by different authors. Perhaps the one into *Natural*, *Preternatural*, and *Laborious*, is as common as any;—*natural Labour* meaning that which would occur without manual assistance; *pre-*

ternatural, requiring the assistance of art, but by the hand solely: and *laborious*, requiring instrumental assistance; which M. Capuron calls *Accouchement Mécanique*.

The French use the term *Part*, *Partus*, at times, synonymously with *delivery*; at others, with *fætus*, *Maieu' ma*, *Mæu' ma*. *Suppression de part* means concealment of delivery: *Part légitime*, a fætus which comes into the world with the conditions necessary for its enjoying advantages granted by law; and *Part illégitime*, one that does not fall under those conditions.

TABLE OF THE COURSE AND MANAGEMENT OF DIFFERENT KINDS OF LABOURS.

I. NATURAL LABOURS;		
Or those in which Delivery can be effected without Assistance.		
HEAD PRESENTING. (Four Positions.)	1. <i>Occiput towards the Left Acetabulum.</i>	The head with the chin bent upon the breast clears the brim of the pelvis Motion of rotation produced by the inclined planes of the pelvis; the occipital prominence is carried behind the symphysis pubis, and the face towards the hollow of the sacrum.
	2. <i>Occiput towards the Right Acetabulum.</i>	The head attains the outlet: clears it; the occiput being first disengaged, and the face afterwards, which passes successively along the whole of the hollow of the sacrum. The shoulders enter the brim diagonally; and execute the movement of rotation. The one behind first clears the outlet. The same thing occurs with the nates.
	3. <i>Occiput towards the Right Sacro-iliac Symphysis.</i>	The same course is here followed: except that after the rotary movement, the face passes behind the symphysis pubis, and the occiput into the hollow of the sacrum. The occiput is first extruded;—the face next.
	4. <i>Occiput towards the Left Sacro-iliac Symphysis.</i>	When the chin presents and is turned forwards, the face is first expelled: the head is thrown backwards. This presentation is uncommon. If the chin present and be thrown backwards, natural delivery cannot be effected.
LOWER EXTREMITY PRESENTING. (Four Positions of the Feet, Knees, and Breech.)	1. <i>Heel, Tibia, or Sacrum towards the Left Acetabulum.</i>	The nates enter the brim diagonally; movement of rotation: the one passes behind the symphysis pubis; the other towards the hollow of the sacrum. The one behind is first extruded.
	2. <i>Heel, Tibia, or Sacrum towards the Right Acetabulum.</i>	The same thing happens to the shoulders. The chin is bent upon the chest to clear the brim: movement of rotation: the occiput passes behind the symphysis pubis, and the face towards the hollow of the sacrum. The face clears the outlet first; the occiput last.
	3. <i>Heel, Tibia, or Sacrum towards the Right Sacro-iliac Symphysis.</i>	The same progress, except that after the movement of rotation, the face is towards the pubis, and the occiput towards the sacrum. The face is here again delivered first.
	4. <i>Heel, Tibia, or Sacrum towards the Left Sacro-iliac Symphysis.</i>	
II. PRETERNATURAL LABOURS:		
Or those which require Manual Assistance only.		
I. PRESENTATION OF THE HEAD, UPPER EXTREMITIES, SACK, ABDOMEN, &c.	1. When the labour is without any serious complication, and the head is not in a good position at the brim of the pelvis; endeavours are to be made to place it in its natural position: the hand to be introduced with the fingers united, and the long diameter of the head to be placed diagonally in the brim, if possible. Or,	

I. PRESENTATION OF THE HEAD, UPPER EXTREMITIES, BACK, ABDOMEN, &c.

the lever may be fixed over the occiput, by drawing down which, a closer approximation of the chin and chest may be effected; the position of the head to the pelvis being at the same time attended to.

2. If complicated with syncope, convulsions, hemorrhage, want of uterine action, &c., the feet must be laid hold of, and the child *turned*. For this purpose, empty the rectum and bladder; and turn, if possible, prior to the escape of the liquor amnii. The female may be placed on her back or left side, with the breech over the edge of the bed. Use the right or left hand, according as the feet of the child are to the right or left side of the pelvis; always so introducing the hand, that the child shall be in its palm, and the back of the hand opposed to the inner surface of the uterus. The hand and arm to be introduced during an interval of pain; and they must be flattened and tranquil whilst the uterus is contracting forcibly. If both feet cannot be readily brought down, seize one, and tie a fillet around it.

If the toes point to the vertebral column or to the abdomen of the mother, the head, in its descent, will not enter the pelvis: the chin and occiput will be hitched on the pubis and promontory of the sacrum. In such case, grasp the nates as soon as they have passed the os externum; and, during a pain, endeavour to direct the toes towards either sacro-iliac synchondrosis. When the fingers can be passed along the body of the child and over the shoulders to the bend of the elbows, draw down the arms successively. When the body is expelled, and the head filling up the brim, the termination of labour must be accelerated by passing two fingers over the shoulder of the child; using moderate and steady extracting power, whilst one finger of the other hand, passed into the mouth, depresses the chin on the sternum. In this way, the head may be extracted.

III. INSTRUMENTAL LABOURS;

Or those requiring the Assistance of appropriate Instruments.

GENERAL OBSERVATIONS.

If the pains become feeble, or inadequate from any cause;—or if the presenting part be firmly wedged in the pelvis; or the woman be becoming exhausted, instrumental assistance may be required. In all such cases, place the female on the back or left side, empty the bladder and rectum; wait till the os uteri is in a fit state; afford assistance during the pains; introduce the instrument during the intervals between the pains; have the patient on her left side, (generally); and extract according to the axes of brim and outlet, as the case may be.

1. Short Forceps.

Apply these to the sides of the head of the child, so that the ears and parietal protuberances may be within the fenestræ. Introduce the left-hand blade first; the index and middle fingers of the right hand guiding it to the ear. With the right hand pass the other in an opposite line, corresponding with the course of the first blade, guided by the fore and middle fingers of the left hand; the third and little finger being employed to retain the left-hand blade in place; humour the instrument so as to allow the blades to lock. The handles may now be tied gently together. The force used must be from blade to blade, with a gentle, ~~tracile~~ effort.

2. Long Forceps.

Applicable where the head does not enter the brim. The long forceps must be applied, in most cases, over the occiput and face of the child, so that the convex edges of the blades may be towards the hollow of the sacrum. When used, the power may be exerted from side to side, with moderate traction.

3. Lever or Vectis.

The lever is applicable to the same cases as the forceps. It must not be used strictly as a lever, but as a hook with which to draw downwards. It may be applied to any part of the head, but is generally hitched on the occiput.

4. Fillet and Blunt Hook.

In certain cases of breech and knee presentation, where the hand is insufficient, it may be necessary to pass over the joint a fillet, or the blunt hook, with which to exert some force of traction. The operation is very simple.

Disproportionate size of head, or distorted or deformed pelvis, may require the child to be destroyed, and its bulk lessened; or the Cæsarean section or symphysiotomy, or the induction of premature labour may be called for.

The instruments required here, are the *Perforator Crotchet*, and *Craniotomy Forceps*. Make a steady pressure on the abdomen; pass two fingers of the left hand up to the head: feel for a suture or fontanelle; introduce the perforator and bore through, until the progress of the instrument is arrested by its *shoulders*. Open the handles, and turn the instrument in different directions, so that the opening may be large enough to admit the perforator, with which the brain must be broken down.

EMBRYULCIA.

If, after this, delivery cannot be accomplished without further aid, pass up the craniotomy forceps; open the handles slightly, and introduce the blade without teeth within the cranium. On closing the forceps, a hold is obtained; and a tractive force can now be exerted during the pains; and the extrusion of the child be effected.

Should great difficulty exist at the brim, the bones at the top of the head may have to be removed, until the base alone remains. The chin must then be brought through first.

The crotchet is often used instead of the craniotomy forceps, being passed into the opening made by the perforator, and hooked upon some bony projection in the interior of the skull; but it is not a good instrument. In presentations of the face demanding perforation of the cranium, the perforator should be introduced just above the osse, in the sagittal suture.

When it is necessary to open the head after the lower extremities have been expelled, the perforation must be made behind the ear.

SYMPHYSIOTOMY AND CÆSAREAN SECTION.

In cases of great narrowness of the pelvis, the operation of *Symphysiotomy*, has been adopted by French practitioners, rarely by British or American; and in extreme cases recourse has been had to the *Cæsarean Section*.

SEPARATION OF THE HEAD OF THE FÆTUS FROM THE BODY.

If the body of the fœtus have been forcibly separated, and the head left in the uterus, it must be laid hold of with one hand, and the forceps be applied; or the head be opened and delivered as under *Embryulcia*. Should the head have been brought away, and the body left behind, the feet must be brought down.

In cases of narrowness of the pelvis, where the fœtus, at the full term, cannot be born alive, delivery may be brought about at an earlier period, or as soon as the child is capable of carrying on its functions independently of the mother.

INDUCTION OF PREMATURE LABOUR.

The most advisable plan of accomplishing this object is merely to pass the finger round and round within the os and cervix uteri, so as to detach the decidua;—the membranes being thus left entire, and the life of the child not so much endangered, as where the membranes are punctured and the waters evacuated. Parturition usually follows within 48 hours.

The laying of eggs by animals is termed in French *ponte*. The term has been applied to the periodical discharge—*ponte périodique*—of ova, which takes place from the ovaries at each menstrual period.

PARTURIUM VANUM, *Fausse couche*.

PARTUS, Parturition—p. Abactio, Abortion—p. Abactus, Abortion—p. Cæsareus, Cæsarean section—p. Difficilis, Dystocia—p. Laboriosus, Dystocia, Laborious labour—p. Præcox, Parturition, (premature)—p. Præmaturus, Parturition, (premature)—p. Serotinus, Opsiocotia.

PARU'LIS, from *παρά*, 'near,' and *ουλον*, 'the gum;' *Apostema parulis* vel *parovulis*, *Phlegmonè Parulis*, *Gum Boil*. Small abscesses are so called which form in the gums, sometimes without any known cause, but which often depend upon carious teeth.

PARURIA, from *παρά*, 'defectively,' and *ουρα*, 'I pass urine.' Morbid secretion or discharge of urine.

PARURIA INCONTINENS, Enuresis—p. Incontinens aquosa, see Diabetes—p. Inops, Ischuria, false—p. Mellita, Diabetes—p. Retentionis, Ischuria—p. Retentionis renalis, Ischuria—p. Retentionis vesicalis, Retention of urine—p. Stillatitia, Strangury—p. Stillatitia mucosa, Cystirrhæa.

PARVITAS MORBOSA PARTIUM ORGANICARUM, Microtesia.

PARYGRON, from *παρά*, and *υγρος*, 'humid.' A liquid or moist preparation for allaying topical inflammation.

PAS D'ÂNE, Tussilage.

PASMA, Catapasma.

PASQUEFLOWER, *Anemone pulsatilla*.

PASSA, Paronychia.

PASSÆ CORINTHIACÆ, see *Vitis Corinthiaca*.

PASSAGES, DIGESTIVE, Ways, digestive—p. Second, Ways, second.

PASSE-PIERRE, *Crithmum maritimum*.

PASSERAGE SAUVAGE, *Cardamine pratensis*.

PASSIFLORA LAURIFOLIA, *Bay-leaved passion flower*. A native of Surinam. The fruit has a delicious smell and flavour, and quenches thirst, abates heat of the stomach, increases the appetite, &c.

PASSIFLORA MALIFORMIS, *Apple-shaped Granadilla*. The fruit of this species is esteemed a delicacy in the West Indies, where it is served up at table in desserts.

PASSIO, Disease, Passion—p. Æmoptoica, Hæmoptysis—p. Cadiva, Epilepsy—p. Cardiaca, Cardialgia—p. Cœliaca, Cœlic flux—p. Cholericæ, Cholera—p. Felliflua, Cholera—p. Hæmoptoica, Hæmoptysis—p. Hypochondriaca, Hypochondriasis—p. Hysterica, Hysteria—p. Iliaca, Pleus—p. Ischiadica, Neuralgia femoropoplitea—p. Pleuritica, Pleuritis—p. Stomachica, Dyspepsia—p. Ventriculosa, Cœlic flux.

PASSION, *Pas'sio*, *An'imi Path'ema*, *Affectus*, *Emo'tio*, from *patior*, *passus*, 'to suffer.' An active affection or emotion of the mind; as rage, terror, love, hatred, &c.

PASSION FLOWER, BAY-LEAVED, *Passiflora laurifolia*—p. *Hystérique*, Hysteria—p. Iliac, Pleus.

PASSIONES ANIMI, Affections of the mind.

PASSIVE, *Passivus*. Same etymon as Passion. An epithet for diseases which seem owing

to a greater or less diminution of the strength, or which are without apparent reaction. Thus, passive hemorrhages are such as supervenè in debilitated individuals, or under conditions in which increased action of the arteries can scarcely be presumed. The term *passive* has also been given to aneurisms of the heart with extenuation of the parietes; in opposition to *active* aneurisms, with thickness of the parietes—hypertrophy.

PASSULÆ MAJORES, see *Vitis vinifera*—p. *Minores*, see *Vitis Corinthiaca*.

PASSULA'TUM, *Uvæ passæ*, 'raisins, dried grapes.' A medicine in the pulp of raisins is a chief ingredient.

PASSY, MINERAL WATERS OF. This village is in the vicinity of Paris. There are several springs containing sulphates of lime, iron and magnesia, alum, common salt, carbonate of iron, carbonic acid, &c. They are employed as a tonic and astringent.

PASTA DE ALTHÆA, Paste, marshmallow—p. *Amygdalina*, Confection (almond)—p. *de Dactylis*, Paste, date—p. *Emulsiva*, Confection (almond)—p. *de Jujubis*, Paste of jujubes—p. *Regia*, Confection (almond.)

PASTA GLYCYRRHIZÆ GUMMATA ET ANISATA seu *Massa de extracto glycyrrhizæ*. A compound of extract of liquorice, gum Senegal, sugar, Florence orris root, and volatile oil of aniseed. Demulcent.

PASTE, PASTA, (F.) *Pâte*. A compound medicine like the pastil, but less consistent, flexible, less saccharine, and more mucilaginous.

PASTE, DATE, *Massa seu pasta de dactylis*. Composed of dates, sugar, gum Arabic, water, and orange flower water. Ph. P. Demulcent.

PASTE OF JUJUBES, *Pasta de ju'jubis*, *Massa de zizyphorum fructu*: composed of jujubes, gum Senegal, sugar, water, and tincture of lemon peel. Demulcent.

PASTE, MARSHMALLOW, *Massa de gummi Arabico*, *Pasta de althæa*. A compound of gum Arabic, Sugar, white of egg, and orange flower water. Ph. P. It is demulcent.

PASTE, TOOTH, Dentifricium—p. Vienna, see Powder, Vienna—p. Ward's, Confectio piperis nigri.

PASTEL, *Pastillus*, *Diocres*, *Avicula Cip'ria*, *Candela fumalis*, *Phihors*, *Phithos'eus*. A compound of aromatic substances in various shapes; used as a fumigating material when set fire to. See Fumigation.

The French use the term *Pastille*, (L.) *Pastillus*, for a solid, dry, round, oblong, square, or triangular compound, whose base is essential oil, and sugar the excipient. These pastilles are in fact small lozenges, and only differ from the *tablette* in their smaller size.

PASTEL, *Isatis tinctoria*.

PASTÈQUE, *Cucurbita citrullus*.

PASTILLES, FUMIGATING, see Fumigation.

PASTILLI EMETINÆ PECTORALES, Trochisci emetinae pectorales.

PASTILLI DE MENTHÂ PIPERITÂ, *Peppermint drops*. (*Sacch. alb.*, *agua menthæ pip.*, *ag. destillat.* aa ʒij.) Boil to the consistence of an electuary. Take of fine white sugar in powder, ʒiv, volatile oil of peppermint, ʒss. Mix, and add the electuary whilst warm. Drop it then on marble, and dry the drops. Ph. P.)

PASTILLUS, Pastil.

PASTINACA OPOPANAX. The name of the plant which furnishes the *Opopanax*. The plant, whence the gum resin is obtained, has, also, been called *Opopanaxum*, *Panax heracleum*, *Panax costi-num*, *Pastinacea*, *Kyna*, *Her'cules-all-heal*, *Opopanaxwort*, *Opopanax*, *Opopanax's gummi-res'tna*, *Gezir*, *Pöpanax*, *Gummi Panacis*, exudes from the roots when wounded. Its odour is strong and peculiar; taste, bitter and acrid. It is met with in the shops, in lumps of a reddish-yellow colour, without; white within. It has been recommended as an antispasmodic and emmenagogue; but is seldom used. Dose, gr. x. to ʒj in powder.

PASTINACA SATI'VA, *Elaphobos'cum*, *Pastinaca sylvestris*, *Ban'ica*, *Garden parsnep*. The root is sweet and nutritious, and is in esteem as an article of food. It has been used as a diuretic and demulcent in calculous affections, &c.

PASTINACA SYLVESTRIS, P. sativa—p. *Sylvestris tenuifolia officinarum*, *Daucus carota*.

PASTE, Paste—p. *Arsenicale*, *Arsenical paste*.

PATELLA, *Rot'ula*, R. genu, *Epigon'atis*, *Epigon'itis*, *Acromy'le*, *Epigou'itis* seu *Epigou'nis* seu *Epigo'nis*, *Mola* seu *Concha* seu *Oc'ulus* seu *Orbis* seu *Scutum genu*, *Os sciforme* seu *discoid'forme* seu *thyreo'ides*, *Supergenu'al'is*, *Caucalo'i'des*, *My'lacris*, *Myl'e*, *Gamba*, *Ole'cranon mob'ile*, (F.) *Rotule*. Diminutive of *patina*, 'a dish,' so called from its shape. A sort of sesamoid, flat, short, thick, rounded bone, situate in front of the knee, and enveloped in the substance of the tendon common to the extensor muscles of the leg. The posterior surface of the patella is divided into two *facettes*, united angularly, which are encrusted with cartilage, and each of which is articulated with one of the condyles of the femur. The patella is developed by a single point of ossification. When the patella is fractured, it is difficult to produce bony union. This can only be accomplished by keeping the fractured extremities closely in apposition.

PATELLA, Cup—p. *Fixa*, *Olecranon*.

PATER OMNIUM VIVENTIUM, Penis.

PATERA DIOGENIS, Palm.

PATHEMA, Affection, Disease.

PATHEMATOLOGY, Pathology.

PATHET'IC, *Pathet'icus*, from *pathiv*, 'to feel.' That which moves the passions. A name given to the *superior oblique muscle of the eye*, and, also, to a nerve.

PATHEIO MUSCLE, Oblique superior of the Eye.

PATHETIC NERVE, *Nervus Pathet'icus*, N. *trochlea'ris* seu *trochleato'rius* seu *trochlea'tor*, the 4th pair of nerves, (F.) *Oculo-muscularis internus* (Ch.), *Nerf pathétique*, is the smallest encephalic nerve. It arises behind the inferior part of the tubercula quadrigemina (the *tastes*) at the lateral parts of the valvula Vieusennii. Its roots unite into one thin round cord, which makes a turn upon the peduncles of the brain and passes into a canal of the dura mater near the posterior clinoid process. It enters the orbit by the broadest part of the sphenoidal fissure, and terminates in the superior oblique muscle of the eye, by dividing into several filaments.

PATHIC, Morbid.

PATHICAL, Morbid.

PATHICUS, Morbid.

PATHNE, Alveolus.

PATHOGENET'IC, *Pathogenet'icus*, *Pathogenet'icus*. Same etymon as the next. Relating to pathogeny.

PATHOGENETIC PHYSIOLOGY, *Physiolog'ia pathogenet'ica*. That part of physiology which relates to the origin of disease.

PATHOGENICUS, Pathogenetic.

PATHOG'ENY, *Pathogen'ia*, *Nosogen'es'is*, *Nosogen'ia*, from *παθος*, 'a disease,' and *γενναι*, 'generation.' The branch of pathology which relates to the generation, production and development of disease.

PATHOGNOMON'IC, *Pathognomon'icus*, *Signum conjunctum* seu *characteris'ticum* seu *morbi essentia'le*; from *παθος*, 'an affection,' and *γινωσκω*, 'I know.' A characteristic symptom of a disease.

PATHOGRAPHY, *Pathograph'ia*, from *παθος*, 'disease,' and *γραφω*, 'I describe.' A description of disease.

PATHOLOGIA, Pathology—p. *Humoralis*, *Humorism*—p. *Solidaris*, *Solidism*.

PATHOLOG'ICAL, *Patholog'icus*, *Pathol'ogus*; same etymon as pathology. Relating to pathology.

PATHOLOGICAL ANATOMY, see Anatomy.

PATHOLOGIST, *Pathol'ogus*. Same etymon. One versed in pathology.

PATHOL'OGY, *Pathematol'ogy*, *Patholog'ia*, *Pathematol'gia*, *Patholog'icē*, from *παθος*, 'a disease,' and *λογος*, 'a discourse.' The branch of medicine whose object is the knowledge of disease. It has been defined *diseased physiology*, and *physiology of disease*. It is divided into *general* and *special*. The first considers diseases in common;—the second the particular history of each. It is subdivided into *internal* and *external*, or *medical* and *surgical*.

PATHOLOGY, HUMORAL, *Humorism*.

PATHOMANIA, *Parapathi'a*, *Moral Insanity*, from *παθος*, 'a disease,' and *mania*. *Ma'nia sine Delir'io*. 'A morbid perversion of the natural feelings, affections, inclinations, temper, habits, moral disposition, and natural impulses, without any remarkable disorder or defect of the intellect or knowing and reasoning faculties, and particularly without any insanity or hallucination.'

PATHOPATRIDALGIA, Nostalgia.

PATIOS, Affection, Disease.

PATIENCE, *Rumex patientia*—p. *d'Eau*, *Rumex hydrolapathum*—p. *Garden*, *Rumex patientia*—p. *Rouge*, *Rumex sanguineus*—p. *Sauvage*, *Rumex acutus*.

PATIENT, see Sick.

PATIENTIA, *Rumex patientia*.

PATIENTIE MUSCULUS, Levator scapulæ.

PATNE, Alveolus.

PATOPATRIDALGIA, Nostalgia.

PATOR NA'RIVM. The cavity or the opening of the nostrils.

PATRATIO, Ejaculation, (of sperm.)

PATTE D'OIE (F.), 'Goose's foot.' An aponeurotic expansion, which covers the internal surface of the tibia at its upper part, and consists of the expansion formed by the tendons of the sartorius, gracilis, and semi-tendinosus muscles.

PATURSA, Syphilis.

PAU, (CLIMATE OF.) Pau is the capital of the department of the Lower Pyrenees; and is about 150 miles from Bordeaux, and 50 from Bayonne. The climate corresponds with that of the south-west of France generally; its great quality is the comparative mildness of its spring, and exemption from cold winds. It is regarded as a favourable winter residence for invalids labouring under chronic affections of the mucous membranes. It is too changeable for the consumptive; and to be avoided by the rheumatic.

PAULLINIA. This is an extract from a plant of the same name in Brazil. It is prepared by the Indians, and appears to possess excitant powers. In Brazil, and the neighbouring countries, it is given in the form of tisane—the powder being mixed with cocoa—in diarrhoea and dysentery. It has been employed also as a tonic. An extract is prepared in Brazil from the Paullinia sorbilla, known there under the name of *Guarana*, which is administered in similar pathological cases.

PAUME DE LA MAIN, Palm.

PAUNCH, Ingluivies.

PAUNTA, Sedatives.

PAUPIÈRE, Palpebra.

PAUSIMENIA, from *παυσις*, 'cessation,' and *μηνες*, 'menses.' Cessation of the menses.

PAVANA WOOD, Croton tiglium.

PAVILION. The French give the name *pavillon*, to the expanded extremity of a canal or cavity, for example, of a catheter, sound, &c.

PAVILION OF THE EAR, *Auricula, Pinna, Otrium, Ala,* (F.) *Auricule ou Oricule, Pavillon de l'oreille*, is seated behind the cheeks, beneath the temple, and anterior to the mastoid process. Its size varies in individuals. It is free above, behind, and below. Anteriorly and within, it is continuous with the neighbouring parts. Its outer surface has several prominences, the *Helix, Anthelix, Tragus, Antitragus*, and *Lobe*; and several cavities—the *groove of the Helix*, the *fossa navicularis* seu *scaphoides*, and the *Concha*. The skin which covers the pavilion is very fine, and studded with a number of sebaceous follicles. The auricle is fixed to the head by three fibro-cellular ligaments;—a *superior, anterior, and posterior*.

PAVILLON DE L'OREILLE, Pavilion of the ear—*p. de la Trompe*, see *Tuba Fallopiana*.

PAVIMENTUM CEREBRI, Base of the brain.

PAVINA, *Æsculus hippocastanum*.

PAVITATIO, Tremor; from *pavor*, 'dread.' Trembling for fright.

PAVOPHOBIA, Panophobia.

PAVOR, (L.) Dread. Great fright. Panophobia.

PAVO'RES NOCTURNI SEU DORMIENTIUM. Fear during sleep.

PAVOT, Papaver.

PAZAHAR, Bezoar.

PEA, GROUND SQUIRREL, Jeffersonia Bartoni—*p. Love, Abrus precatorius*—*p. Nut, Arachis hypogea*—*p. Turkey, Galega Virginiana*.

PEACH BRANDY, *Amygdalus Persica*—*p. Tree, Amygdalus Persica*—*p. Wood*, see *Cæsalpinia*.

PEAGLE, *Primula veris*.

PEAR, see *Pyrus malus*.

PEARL, *Perla, Margaron, Margarita, Margellium, Margelis, Umio,* (F.) *Perle*. A roundish concretion of a silvery white colour, and brilliant polish, found in several shells, and especially in the *Auricula margaritifera*, which has, hence, been called *Mater perlarum, Margarita* and *Mother of pearl*, and is much used in the fabrication of handles for surgical instruments, &c. Pearls were formerly given in powder as astringents and antacids. They consist of lime and an animal matter.

PEARL ASH, Potash of commerce—*p. Mother of, see Pearl*—*p. White, Bismuth, subnitrate of, PEAU, Cutis*.

PEAUCIER, *Platysma myoides*.

PECCANT, *Peccans*, from *peccare*, 'to sin.' An epithet given by the humourists to the humours when erring in quality or quantity.

PECHEDEON, *Perinæum*.

PÉCHER, *Amygdalus Persica*.

PECHIAGRA, *Pechyagra*.

PECHURIM CORTEX. A highly aromatic bark, the produce of a species of laurus. It is extremely fragrant, like that of cinnamon, which it greatly resembles in its properties. In Portugal it is used in the cure of dysentery, &c.

PECH'YAGRA, *Pech'yagra, Ancon'agra, Pectihagra*, from *πηχυσ*, 'the elbow,' and *αγχα*, 'a seizure.' Gout affecting the elbow.

PECHYS, Elbow.

PECHYTYRBE, *Porphyra nautica*.

PECTE, Cheese.

PECTEN, Pubes. Also, a comb.

PECTEN DENTIUM, *Sepes dentium*—*p. Veneris, Scandix cerefolium*.

PECTIHAGRA, *Pechyagra*.

PECTIN, from *πηκτις*, 'a coagulum.' A name given by Braconnot to a principle which forms the basis of vegetable jelly. It is extensively diffused in the juices of pulpy fruits and roots, especially when they are mature, and occasions these juices to coagulate when they are mixed with alcohol or boiled with sugar.

It is the basis of one of the classes of elementary principles of Dr. Pereira—the *pectinaceous*.

PECTINACEOUS, Pectinuous.

PECTINALIS, from *pecten*, 'the pubes;' *Pectinæus, Musculus lividus, Pectinatus, Pubio-femoral, Suspubio-femoral* (Ch.), (F.) *Pectiné*. This muscle is situate at the inner and upper part of the thigh. It is long, flat, and triangular; is attached, above, to the space which separates the ileo-pectineal eminence from the spine of the os pubis; and, below, by a flat tendon, to the oblique line which descends from the lesser trochanter to the *linea aspera*. The pectinalis bends the thigh on the pelvis; and carries it outwards in adduction and rotation. It may also bend the pelvis on the thigh.

PECTINATED, *Pectinatus, Pectiniform*, (F.) *Pectiné*; from *pecten*, 'a comb.' Having the shape of a comb.

PECTINATED MUSCLES, *Pectin'ati musculi*. The fascicular texture observed in the right auricle of the heart:—*Musculi Auriculæ Pectinati*. Their main use probably is—to prevent the over dilatation of the auricles.

PECTINATUS, Pectinalis.

PECTINÉ, Pectinalis, Pectinated.

PECTINEUS, Pectinalis.

PECTINIFORM, Pectinated.

PECTINOUS, *Pectina'ceus*, *Pectino'sus*, *Pectina'ceus*, from *pectin*. Of or belonging to pectin or vegetable jelly,—as a *pectinous* or *pectinaceous* vegetable principle.

PECTORAL; from *pectus*, 'the breast.' Relating to the breast. See Pectoralis.

PECTORAL, GRAND, *Pectoralis major*.
PECTORALE, Corset.

PECTORALIS INTERNUS, *Triangularis sterni*.

PECTORA' LIS MAJOR, from *pectus*, 'the breast.' *Pectora'lis*, *Sterno-clavido-brachia'lis*, (F.) *Sterno-costo-clavio-huméral*, *Sterno-huméral* (Ch.), *Grand Pectoral*. A large, flat, triangular muscle, situate at the anterior part of the chest, before the axilla. It is attached, on the one hand, by means of aponeurotic fibres, to the inner half of the anterior edge of the clavicle; to the anterior surface of the sternum, and to the cartilages of the first six true ribs;—on the other, by a strong tendon, which is inserted at the anterior edge of the bicipital groove of the humerus. The use of this muscle is—to move the arm in various directions. If it be hanging by the side of the body, it carries it inwards and a little forwards. When the arm is raised, it depresses it and carries it inwards. It can also move it in rotation inwards. If the humerus be raised and fixed, the pectoralis major draws the trunk towards the upper extremity.

PECTORA' LIS MINOR, *Serra'tus anti'cus minor*, (F.) *Costo-coracoïdien* (Ch.) *Petit Pectoral*, *Petit dentelé antérieur*. This muscle is situate beneath the preceding, at the anterior and upper part of the chest. It is flat and triangular; is attached by its base, which appears digitated, to the upper edge and outer surface of the 3d, 4th, and 5th true ribs, and is inserted at the anterior part of the coracoid process. The pectoralis minor draws the scapula forwards and downwards, and makes it execute a rotatory motion, by virtue of which its inferior angle is carried backwards, and the anterior depressed. When the shoulder is fixed, it elevates the ribs to which it is attached, and aids in the dilatation of the chest.

PECTORALS, *Pectora'lia*, *Thorac'ica*. Medicines considered proper for relieving or removing affections of the chest.

PECTORAL DROPS, **BATEMAN'S**, consist chiefly of *tincture of castor*, with some *camphor* and *opium*, flavoured by *aniseed*. Gray gives the following formula. *Castor* ℥j, *ol. anisi* ℥j, *camph.* ʒv, *cocci.* ʒiiss, *opi* ʒvj, *proof spirit*, a gallon.

A form, advised by a committee of the Philadelphia College of Pharmacy, is the following:—*Alcohól. dil. cong. iv*, *Santal. rubr. ras.* ʒij, *Digere per horas xxiv*; *cola, et adde Pulv. opi.*, *Pulv. catechu*, *Camphoræ* aa ʒij, *Ol. anisi.* ʒiv. Digest for ten days.

PECTORILOQUE, from *pectus*, 'the chest,' and *loqui*, 'to speak.' Laënnec calls thus one who presents the phenomenon of *Pectoriloquism*. Also, a stethoscope.

PECTORILOQUIE, *Pectoriloquy*—p. *Chévrotonte*, *Egophony*.

PECTORILOQUY, *Pectoriloquism*, *Cav'ernous voice*, *Pectorilo'quia*, (F.) *Pectoriloquie*, *Voix cavernuse*, *V. articulée*. Same etymon. Speech or voice coming from the chest. Laënnec has designated, by this name, the phenomenon often presented by consumptive individuals, when their chests are examined with the ste-

thoscope. The voice seems to issue directly from the chest, and to pass through the central canal of the cylinder,—a phenomenon owing to the voice resounding in the anfractuous cavities, produced in the lungs by the suppuration or breaking down of tubercles, which constitute *abscesses* or *ulcers of the lungs*.

PECTUS, *Sternum*, *Thorax*—p. *Carinatus*, see *Carina*.

PECULIUM, *Penis*.

PEDAGRA, *Potassæ supertartras impurus*.

PEDAL, *Peda'lis*, from *pes*, *pedis*, 'the foot.' Relating to the foot;—as

PEDAL APONEURO'SIS, (F.) *Aponévrose pédiéuse*. A thin, aponeurotic layer, which invests the extensor brevis digitorum pedis, and separates the tendons of the foot from each other.

PEDESIS, *Pulsation*.

PEDETHMOS, *Pulsation*.

PEDIAL'GIA, *Pedional'gia*, *Pedioneur'al'gia*, from *πῆδον*, 'the sole of the foot,' and *αλγος*, 'pain.' Pain in the sole of the foot. *Neuralgia* of the foot in general.

PEDICLE, **VITELLINE**, see *Vesicula umbilicalis*.

PEDICULARIA, *Delphinium staphisagria*.

PEDICULATIO, *Phtheiriasis*.

PEDIC'ULUS, *Phtheir*, the *Louse*, (F.) *Pou*. A genus of parasitic insects. The human body is infested with three kinds: the *Body-louse*, or *Clothes Louse*, *Pedic'ulus vestimen'ti*, (F.) *Pou de corps*; the *Head-louse*, *Pedic'ulus cap'itis*, (F.) *Pou de la tête*, which lives in the hair; the *Crab-louse*, *Mor'pio*, *Fera'lis pedic'ulus*, *Plat'ula*, *Phthi'rius inguina'lis*, *Pedic'ulus Pubis*, (F.) *Mor'pion*, which infests the hair of the pubes. Infusion of tobacco, or mercurial ointment, or ointment of white precipitate of mercury, or the white or red precipitate of mercury, readily destroys them. The louse occurring in phtheiriasis, *pedic'ulus tabescent'ium*, differs from the common louse.—Vogel.

PEDICULUS CAPITIS, see *Pediculus*—p. *Pubis*, *Crab-louse*—p. *Tabescentium*, see *Pediculus*—p. *Vestimenti*, see *Pediculus*.

PÉDICURE, *Chiropodist*.

PEDICUS, *Extensor brevis digitorum pedis*.
PÉDIEUX (*muscle*), *Extensor brevis digitorum pedis*.

PEDIGAMBRA, *Ysambra*.

PEDILU'VIUM, from *pedes*, 'the feet,' and *lavo*, 'I wash;' *Lavip'edivum*, (F.) *Bain de pied*. A bath for the feet. See *Bath*.

PEDION, *Sole*.

PEDIONALGIA, *Pedialgia*.

PEDIONEURALGIA, *Pedialgia*.

PEDIUM, *Tarsus*.

PÉDONCULES DU CERVELET, *Corpora restiformia*.

PEDORA. The *sordes* of the eyes, ears, and feet.

PEDUNCLE, *Pedun'culus*. This term has been applied to different prolongations or appendices of the encephalon, from *pes*, *pedis*, 'a foot.' Thus, the *Peduncles of the brain* are the *Crura cerebri*; the *Peduncles of the cerebellum*, the *Crura cerebelli*.

PEDUNCLES OF THE BRAIN, *Pedun'culi cerebri*, called also *Crura anteriora medullæ oblongatæ*, are two white cords, about 3/4ths of an inch in diameter, on the outside of the corpora albicantia. They arise from the medullary substance of the brain, and gradually approach, till

they join the tuber annulare. They are formed, internally, of a mixture of cineritious and medullary matter; the former of which, being of a darker colour at one point, than in any other part of the brain, has been called *Locus niger crurum cerebri*.

PEDUNCLES OF THE CEREBELLUM, *Pedunculū cerebelli*, called also, *Crura posteriora*, are six in number, three on each side—a *superior*, a *middle*, and an *inferior*. The superior peduncles are generally known as the *Processus cerebelli ad testes*; the inferior are the *Processus cerebelli ad medullam oblongatam*; and the middle are called also, *Cerebellar peduncles*—*Processus cerebelli ad pontem*, and *crura of the medulla oblongata*.

PEDUNCLES, INFERIOR OF THE CEREBELLUM, *Corpora restiformia*—p. of the *Medulla Oblongata*, *Corpora restiformia*.

PEDUNCLES OF THE PINEAL GLAND are two medullary bands or strips, which seem to issue from the pineal gland, and proceed on each side upon the upper and inner region of the optic thalami.

PEDUNCULI CEREBELLI, Peduncles of the Cerebellum—p. *Cerebri*, Peduncles of the Brain—p. *Medullæ Oblongatæ*, *Corpora restiformia*.

PEDUNCULUS, Peduncle.

PEGA, *Canthus* (lesser).

PEGANELÆON, *Oleum rutaecum*, *Oleum rutæ*; from *πεγαῖον*, 'ine.' Oil of Rue.

PEGANUM, *Ruta*.

PEINE, *Hunger*.

PEINOTHERAPIA, *Limotherapeia*.

PEIRA, *Effort*, *Experience*, *Nisus*.

PELADA, a word of uncertain origin, applied to *alopecia*, especially to that resulting from syphilis.

PELAGIA. A kind of scaly erysipelas of the hands—sometimes of the legs, at others, of the face. *Pellagra*. (?)

PELAGRA, *Pellagra*.

PELICAN, *Pelicanus*, *Pelecaenus*, *Pel'ecan*, *Pel'ecas*. An instrument, curved at the end like the beak of a pelican. Its use is to extract teeth.

PELICIDÈ, *Peludè*, *Mel coctum*. Boiled honey.—*Ruland* and *Johnson*.

PELICOMETER, *Pelvimeter*.

PELIDNOMA, *Ecchymoma*, *Pelioma*.

PELIOMA, *Pelidno'ma*, from *πελος*, 'black.' A livid ecchymosis.—*Forestus*. See *Ecchymoma*.

PÉLIOSE, *Purpura*.

PELIOSIS, *Purpura hæmorrhagica*.

PELLA; *Cutis*, *Prepuce*.

PELLAGRA, *Pel'agra*, *Ichthyosis Pellagra*, *Elephantiasis Italica*, *Tuber Pellagra*, *Lepra Mediolanensis*, *L. Lombardica*, *Scorbutus alpinus*, *Mania pellagrica*, *Erythema endemicum seu pel'agrum*, *Insolazione de Primavera*, *Mal del Sole*, *Dermat'agra*, *Erysipelas periodica nervosa chronica*, *Mal de misère*, *Paralysis scorbutica*, *Scurvy of the Alps*, *Impetigo Pellagra*, (F.) *Scorbut des Alpes*; from *πελλα*, (?) 'skin,' and *αγχα*, 'seizure.' A disease, particularly noticed among the Milanese, which consists in the skin becoming covered with wrinkles, and assuming a scaly appearance, especially in the parts exposed to the air. The strength diminishes, the intellectual faculties and sensations become obscure, and cramps, convulsions, and other lesions of muscular contrac-

tility supervene. It is a singular, endemic affection, and has been supposed to follow every where the introduction of Indian corn: hence the name *Raphanaria maiztica*, given to it by some of the Italian physicians.

PELLENS; from *pellere*, 'to drive.' Driving; impelling.

PELLENTIA MEDICAMEN'TA are medicines that promote the occurrence of the menstrual or hæmorrhoidal flux.

PELLICULA SUMMA, *Epidermis*—p. *Superior*, *Epidermis*.

PELLICULÆ CORDIS, *Ostiola cordis*.

PELLIS, *Cutis*—p. *Summa*, *Epidermis*.

PELLITORY, *Xanthoxylum fraxineum*—p. *Bastard*, *Achillea ptarmica*—p. of *Spain*, *Anthemis pyrethrum*—p. *Wall*, *Parietaria*.

PELMA, *Sole*.

PELOR, *Monster*.

PELORIA, *Monster*.

PELORIUM, *Monster*.

PELORUM, *Monster*.

PELOTE DE MER, *Pila marina*.

PELTALIS SEU PELTATUS CARTILAGO, *Thyroid cartilage*, *Xiphoid cartilage*.

PELTIGERA CANINA, *Lichen caninus*.

PELUDE, *Pelicide*.

PELVIC, *Pel'vicus*, *Pelvi'nus*. Belonging or relating to the pelvis.

PELVIC APONEUROSIS, (F.) *Aponévrose pelvienne*. A tendinous lamina, given off from the sides of the pelvis, and from the entire circumference of the brim, which passes into and lines the pelvis, and is soon divided into two distinct layers;—one *external*, the *lateral pelvic or obturator fascia*, which continues to line the sides of the pelvis, and covers the obturator internus muscle; the other *internal or superior*, which passes inwards upon the side of the prostate, bladder and rectum in the male, and of the bladder, vagina and rectum in the female, in order to form the floor of the pelvis.

PELVIC CAVITY, (F.) *Cavité pelvienne*; the cavity of the pelvis.

PELVIC MEMBERS; the lower extremities.

PELVIC SURFACE OF THE ILIUM; that which faces the pelvic cavity.

PELVICULA OCULI, *Orbit*.

PELVI-TROCHANTERIAN, *Pelvi-trochanteria'nus*. That which relates to the pelvis and great trochanter. The *Pelvi-trochanteria'nus* region is formed by the muscles—*pyramidalis*, *two obturators*, *gemini*, and *quadratus femoris*, which pass from the pelvis to the digital cavity of the great trochanter.

PELVIMETER, *Pelycom'eter*, *Pelyom'eter*, *Pellicom'eter*, *Pyelom'eter*, from *pelvis*, and *μετρον*, 'a measure.' A barbarous hybrid. This name has been given to different instruments, invented for measuring the diameters of the pelvis, and particularly the antero-posterior or fore-and-aft diameter of the brim. Two have been chiefly employed, especially by French practitioners;—the *Compas d'épaisseur*, and the *Pelvimeter of Coutouly*. 1. The *Compas d'épaisseur* or *Callipers* of *Baudelocque*, is formed like a pair of compasses—with blunt extremities—the branches of which can be moved at will. One of these is applied to the symphysis pubis, and the other on the sacrum. About three inches must be deducted from this measurement for the thickness of the mons veneris, pubis, and the base of the sacrum. 2. The *Pelvimeter*

of *Coutouly* resembles the instruments used by shoemakers for measuring the length of the foot. The two branches are introduced, in a state of approximation, into the vagina; and then separated, so that one touches the promontory of the sacrum, the other comes behind the os pubis. It is a barbarous contrivance, and its introduction ought never to be attempted on the living subject. It does not, indeed, seem possible to introduce it without mischief.

The finger is, decidedly, the best pelvimeter, and by it we can judge whether the base of the sacrum be unusually prominent. Measurement of the pelvis by the hand has been called *Pely-cochirometre'sis*; from *πυλῆς*, 'the pelvis,' *χρῆσις*, 'the hand,' and *μετρον*, 'measure.'

PELVIS, *Cho'ana*, *Py'elos*, (F.) *Bassin*; so called, because fancied to be shaped like an ancient basin. The part of the trunk which bounds the abdomen below. It is a large, bony, irregular, conoidal cavity,—open above and below,—which supports and contains a part of the intestines, and the urinary and genital organs; and serves, at the same time, as a fixed point for the articulation of the lower limbs, the attachment of their muscles, and the execution of their movements. The pelvis supports, behind, the vertebral column, and is sustained, before, by the ossa femorum. It is situate, in the adult, near the middle part of the body, and is composed of four broad, flat, unequally thick bones, differing much in their shape, size, and arrangement, which touch, are articulated at some part of their surface, and intimately united by means of a number of ligamentous fasciæ. Of these bones, two are behind, on the median line,—the sacrum and coccyx; the two others are before and at the sides,—the ilia. They are fellows, and unite, before, with each other. The most important parts of the pelvis, in an obstetrical point of view, are the *brim* and the *outlet*. The *BRIM*, *Angus'tia abdominalis*, *Intro'itus*, *Apertu'ra pelvis super'ior*, *Upper Opening or strait of the Cavity of the Pelvis*; (F.) *Détroit supérieur*, *D. abdominalis*, is the narrow part which separates the greater pelvis from the less—the *false* from the *true*, *Pelvis vera seu minor*. In the well-formed woman, it is elliptical, and slightly inclined forwards. Its *antero-posterior* or *sacro-pubic diameter*, in a *standard pelvis*, measures $4\frac{1}{2}$ inches, but with the soft parts, $3\frac{3}{8}$ inches; its *transverse* or *iliac* or *lateral*, $5\frac{1}{4}$ inches, but with the soft parts 4 inches; and its *oblique* with the soft parts, $4\frac{3}{8}$ inches. The *OUTLET*, (F.) *Détroit inférieur*, *D. périnéal*, *Ex'itus*, *Inferior opening or strait*, *Angus'tia perinæalis*, forms the lower aperture of the pelvis. The antero-posterior diameter is here, on account of the mobility of the coccyx, 5 inches; the lateral, 4 inches. The *AXIS OF THE PELVIS* is important to be known in obstetrics. The *Axis of the Brim* is indicated by a straight line drawn from the umbilicus to the apex of the coccyx;—the *Axis of the Outlet* by a line drawn from the first bone of the sacrum to the entrance of the vagina. An imaginary curved line which indicates the direction of the canal of the pelvis, has occasionally been termed the *curve of Carus*, in consequence of its having been pointedly described by the German obstetrician.

PELVIS AURIUM, Cochlea—p. Cerebri, Infundibulum of the brain.

PELVIS OF THE KIDNEY, *Pelvis renalis seu renum*, *Sinus*, *Venter seu Alvus Renum*, (F.) *Bassinet*. This is a small, membranous pouch, occupying the posterior part of the fissure of the kidney. It is placed behind the renal artery and vein; is elongated from above to below; flattened from before to behind; irregularly oval in figure; and, below, contracts considerably, to be continuous with the ureter. It receives the orifices of the infundibula, which pour the urine secreted in the kidney into its cavity.

PELVIS MINOR, Pelvis—p. Ocularis, Scaphium oculare—p. Renalis, Pelvis of the kidney—p. Renum, Pelvis of the kidney—p. Vera, Pelvis.

PELYCOMETER, Pelvimeter.

PELYOMETER, Pelvimeter.

PEMPHIGUS, *Emphy'sis Pem'phigus*, *Pom'pholyx*, from *πεμφιξ*, 'a blister;' *Febris bullosa, vesicularis, ampullosa seu pemphigo'des seu pemphingo'des*, *Eczanthe'ma serosum*, *Morta*, *Pem'phigus morta*, *Pemphigus Helveticus*, *Pemphigus major*, *Pemphigus minor*, *Morbus bullosus seu vesicularis seu ampullaceus*, *Pem'phinx*, *Pemphix*, *Pemphyx*, *Typhus vesicularis*, *Vesic'ular Fever*, *Bladdery Fever*, (F.) *Fièvre bulleuse*, *F. Vésiculaire*. A disease, defined to consist of vesicles, scattered over the body; transparent, filbert-sized, with a red, inflamed edge, but without surrounding blush or tumefaction; on breaking, disposed to ulcerate; fluid, pellucid or slightly coloured; fever, typhous. It is doubtful whether any such idiopathic fever have ever existed: the probability is, that the fever and vesications have been an accidental complication. Cullen thinks the *Pemphigus Helveticus* must have been malignant sore throat. If, however, such a distinct disease did exist, it was probably only as an endemico-epidemic.

PEMPHIGUS MAJOR, Pemphigus—p. Minor, Pemphigus—p. Morta, Pemphigus—p. Variolodes, see Varicella.

PEMPHIX, Pemphigus.

PEMPHIX, Pemphigus.

PEMPHYX, Pemphigus.

PEMPTÆA FEBRIS, Quintan.

PENÆA MUCRONATA, see Sarcocolla—p. Sarcocolla, Sarcocolla.

PENCIL-LIKE PROCESSES, Styloid processes.

PENDULUM PALATI, Velum pendulum palati.

PENETRATING, *Pen'etrans*, from *penetrare*, (*penitus intrare*), 'to go into.' A wound is so called which penetrates one of the great splanchnic cavities—*Vulnus Penetrans*.

A medicine is, also, so called, which is supposed to pass through the pores and stimulate.

PENICILLUM, Compress, Penicillus.

PENICILLUS, *Penicill'um*, 'a painter's brush;' diminutive of *penis*, 'a tail.' A tent or pledget. The secreting glandiform extremities of the *vena portæ*, (*Ad'ini bilio'si*) have been so termed, as well as the villous textures.

PENICILLUS, Tent.

PENICULUM, Compress.

PENICULUS, Tent.

PENIDES, Saccharum hordeatum.

PENIDIUM, *Penidium saccharatum*. A kind of clarified sugar, made up into rolls. *Barley sugar*. It is demulcent; see *Saccharum hordeatum*.

PENIL, Mons veneris.

PENIS, 'a tail,' from *pendere*, 'to hang down;' *Caulis, Coles, Caules, Caulos, Mentula, Menta, Phall'us, Posthë, Prosthium, Crithë, Cor'yne, Vomer, Pater omnium viventium, Priapus, Virga, V. virilis, V. genitalis, Ventrum, Sathë, Membrum virile, Membrum, Venus, Virilë, Pars Virilis, Membrum seminale seu genitale virorum, Morion, Cyon, Sicula, Tentum, Hasta, H. nuptialis, H. virilis, Vas, Vasculum, Peculium, Virgula, Vir, Thyrsus, Tensus, Clavus, Cauda salax, Cauda, Pas'cinum, F. virilë, Muto, Nervus, N. fistulosis seu fistularis seu juvenilis, Per'tica per se, Scapus, Vena, Contus, Telum, Gurgulio, Sceptum, Arma, Gladius, Lubricum Caput, Mutinus, Palus, Pes sulcus, Radix, Ramus, Rutabulum, Arma Ventris, Columna adstans inguinibus, Columna, Pyramis, Trabs, Spina, Catapulta virilis, Verpa, Machæra, Taurus; the Yard, Matè organ, &c. (F.) Verge, Membrè viril. This organ, the use of which is to carry the seminal fluid into the female organs of generation, is cylindroid, long, and erectile, and situate before and beneath the symphysis pubis. In the ordinary state, it is soft and pendent in front of the scrotum: During erection, it becomes elongated, upright, and assumes a triangular shape. Its upper surface is called the *Dorsum penis*, (F.) *Dos de la verge*; and, at its anterior surface, there is a longitudinal projection formed by the canal of the urethra. The two sides of the penis are round, and its posterior extremity or root is attached to the pelvis. Its anterior extremity is free, and presents the glans, prepuce, and orifice of the urethra. The penis is formed of the corpora cavernosa, the principal seat of erection; the corpus spongiosum of the urethra for the conveyance of the urine and sperm, and of the glans, which terminates the canal. The *Arteries* of the penis are branches of the internal pudic. The *Veins* correspond with the arteries. The *Nerves* are from the internal pudic.*

PENIS CEREBRI, Pineal gland—p. Fœminæ, Clitoris—p. Lipodermus, Paraphimosis—p. Muliebris, Clitoris.

PENNATUS, Penniform.

PENNIFORM, *Pennisformis, Pennatus*, from *penna*, 'a pen,' and *forma*, 'form.' An epithet for muscles whose fleshy fibres are inserted on each side of a middle tendon, like the feathers of a pen on their common stalk.

PENNYCRESS, Thlaspi.

PENNYROYAL, *Mentha pulegium, Hedeoma pulegioides*—p. Hart's, *Mentha cervina*.

PENSACOLA; see Saint Augustine.

PENSÉE, *Viola tricolor*—p. *Sauvage, Viola tricolor*.

PENTAMYRON, *Pentamaron*, from *πεντε*, 'five,' and *μυρον*, 'ointment.' An ancient ointment, consisting of five ingredients. These are said to have been—storax, mastich, wax, opobalsam, and unguentum nardinum.—Paulus, and Aëtius.

PENTAPHARMACON, from *πεντε*, 'five,' and *φάρμακον*, 'remedy.' Any medicine consisting of five ingredients.

PENTAPHYLLUM, *Potentilla reptans*.

PENTATEUCH, (SURGICAL,) *Pentateuchus*, from *πεντε*, 'five,' and *τευχος*, 'a book,' which signifies the five books of Moses—Genesis, Exodus, Leviticus, Numbers, and Deuteronomy.

By analogy, some surgeons have given the name *Surgical Pentateuch* to the division of external diseases into five classes:—wounds, ulcers, tumours, luxations, and fractures.

PENTATHETUM, from *πεντε*, 'five,' and *τιθεσθαι*, 'to place.' An ancient plaster consisting of five ingredients.

PENULA, Ingulvies.

PENZANCE, CLIMATE OF. This is the chief residence of invalids in Cornwall, England, during the winter. It is situated on Mount's Bay, about ten miles from the Land's End: It is 5½° warmer in winter than London; 2° colder in summer; scarcely 1° warmer in the spring, and only about 2¼° warmer in the autumn. It is a very favourable winter residence for the pithisical invalid.

PEONY, *Pœonia*.

PEPANSIS, Coction, Maturation.

PEPANTICOS, Maturative.

PEPASMOS, Coction, Maturation.

PEPASTIC, *Pepasticus*, from *περατω*, 'I concoct.' A medicine supposed to have the power of favouring the concoction of diseases. Maturative.

PEPEIRUS, Concocted.

PEPINO, (S.) *A cucurbitacea*, which is cultivated in great abundance in the fields of Peru. The pulp or edible part is solid, juicy, and well flavoured; but is apt to disagree.

PEPO, Cucurbita pepo.

PEPPER, BLACK, *Piper nigrum*—p. Cayenne, *Capsicum annuum*—p. Cubeb, *Piper cubeba*—p. Guinea, *Capsicum annuum*—p. Jamaica, *Myrtus Pimento*—p. Long, *Piper longum*—p. Poor-man's, *Polygonum hydropiper*—p. Tailed, *Piper cubeba*—p. Turnip, *Arum triphyllum*—p. Water, *Polygonum hydropiper*—p. Water, of America, *Polygonum punctatum*—p. Wall, *Sedum*—p. White, *Piper album*.

PEPPERWORT, *Lepidium*.

PEPSIN, *Pepsinum, Chymosin, Gastrase*, from *πεψω*, 'coction.' A peculiar organic matter, which in combination with the gastric acids, is considered to form the proper digestive solvent. Its chemical constitution is unknown. It would appear that its presence is necessary to induce changes in the elements of the food, which may enable the gastric acids to act upon them so as to form chyme.

PEPSINUM, Pepsin.

PEPSIS, Coction, Digestion.

PEPTIC, *Pepticus*, from *περω*, 'I ripen.' An agent that promotes digestion, or is digestive. Also, applied adjectively to an article of food that is easy of digestion.

PERACUTUS, Catoxys.

PERARTICULATIO, Djarthrosis.

PERATODYNIA, Cardialgia.

PERCE-CRANE, Perforalia.

PERCE-FEUILLE, *Bupleurum rotundifolium*.

PERCE-MOUSSE, *Polytrichum*.

PERCE-PIERRE, *Crithmum maritimum*.

PERCEPTA, from *percipere*, 'to perceive,' 'receive.' A word used by some writers on hygiene to indicate, in a general manner, the effects of the nervous action on the animal economy; in other words, the sensations, the functions of the mind, and their deterioration or privation.

PERCEPTION, *Perceptio*. The apprecia-

tion which the brain has of an impression made on an organ of sense.

PERCEPTIVITY. Same etymon. The power of perception.

PERCOLATIO, Filtration, Percolation.

PERCOLATIO, Percolatio, from *percolare*, (*per* and *colare*,) 'to strain through.' The terms *percolation* and *displacement*, have been recently applied in pharmacy to an operation which consists in placing any substance, the virtues of which have to be extracted by a menstruum, on a funnel, having a septum perforated with holes, or its tube stuffed with cotton or tow, and pouring fresh portions of the menstruum upon it until all its virtues have been extracted. The operation is used in the formation of certain infusions, extracts, tinctures, &c.

PERCUSION, Epicrou'sis, Percus'sio, from *percutere*, (*per*, and *quater*,) 'to strike.' When *immediate* or direct percussion is made on the chest or abdomen, the more or less perfect resonance is an index of the state of the contained organs; and the physician is thus aided in his diagnosis. For this purpose the chest may be struck with the fingers, gathered into a bundle, and their tips placed upon a level. It is better, however, to employ *Mediate percussion*, which consists in interposing, between the point of the fingers and the chest, the finger of the other hand, or a *Pleximeter*, and striking this instead of the naked chest.

PERCUSSION, AUSCULTATORY, see *Acuophonia*.

PERCUTEUR COURBE À MARTEAU, (F.) An instrument used by Baron Heurteloup in the operation of lithotomy, in which a hammer is employed instead of a screw, to force together the blades of the instrument on the foreign body.

PERDONIUM. A medicated wine of herbs.—Paracelsus.

PERETERIUM, Trepan.

PERETORIUM, Trepan.

PERFORANS, from *perforare*, (*per*, and *forare*,) 'to bore through.' A name given to different muscles, whose tendons pass through intervals between the fibres or tendons of other muscles; thence called *perforated*. See *Flexor Longus Digitorum*, &c. Under the name *Perforating Arteries*, are included, 1. *In the hand*—arterial branches, given off by the profound palmar arch, which traverse the muscles and interosseous spaces. 2. *In the thigh*—three or four arteries, furnished by the profunda, which pass through the openings of the abductor magnus. 3. *In the foot*—the anterior and superior branches of the plantar arch.

PERFORANS CASSERII, see *Cutaneous*—p. *Manûs*, *Flexor profundus perforans*—p. *Profundus*, *Flexor longus digitorum pedis profundus perforans*.

PERFORATED SPOT, Locus perforatus.

PERFORATING ARTERIES, see *Perforans*.

PERFORATIO, Perforation—p. *Cranii*, see *Perforator*—p. *Intestinorum*, *Enterobrosis*—p. *Ventriculi*, *Gastrobrosis*.

PERFORATION, Perforatio, Anatre'sis, Diatre'sis, from *perforare*, 'to pierce.' An accidental opening in the continuity of organs, either from an external or internal cause.

PERFORATION, Paracentesis—p. *de l'Estomac*, *Gastrobrosis*—p. *des Intestins*, *Enterobrosis*—p. *Uteri*, *Uterus*, rupture of the.

PERFORATOR, Perforatorium, (F.) Perce-

crane. An instrument for opening the head of the fœtus in utero, when it is necessary to diminish its size. The operation is called *Cephalotomia, Perforatio cranii*.

PERFORATORIUM, Perforator.

PERFORATUS. That which is pierced. Anatomists have given this name to muscles whose fibres or tendons separate to suffer other parts to pass through them. Such are the *Flexor brevis digitorum pedis, F. sublimis perforatus*, and *Coraco-brachialis*.

PERFORATUS CASSERII, Coraco-brachialis.

PERFRIGATIO, Perfrigerium, Catapsy'a's, Përipsy'a's, from *perfrigere*, (*per*, and *frigere*,) 'to shiver with cold.' Considerable refrigeration. Great sense of cold:—shivering.

PERFRIGERATIO, see Rigor.

PERFRIGERIUM, Perfrictio.

PERFUSIO, Fomentation—p. *Frigida*, see *Affusion*.

PERI, περι, 'about, on all sides, round about.' An augmentative prefix. Hence:

PERIÆRESIS, from *περι*, 'about,' and *αιρειν*, 'I take away.' A sort of circular incision, which the ancients made in the neighbourhood of large abscesses. The *periæresis* is now only practised in some cases of tumours.

PERIALGIA, from *περι*, 'on all sides,' and *αλγος*, 'pain.' A very violent pain.

PERIAMMA, Amuletum.

PERIAPTON, Amuletum.

PERIBLEMA, Catalema.

PERIBLEP'SIS, from *περι*, 'around,' and *βλεπων*, 'I look.' The wild look that accompanies delirium.—Fœsius.

PERIBOLÈ, from *περιβαλλω*, 'I surround.' The dress of a person. The pericardium. Also, the translation of morbid matters towards the surface of the body.

PERIBRO'SIS, Pericra'sis, from *περιβρωσκω*, (*περι*, and *βρωσκω*, 'I eat,') 'I eat around.' Ulceration or erosion at the corners of the eyelids.

PERICARDIAC, Pericard'ial, Pericardi'acus; same etymon as the next. Relating to the pericardium,—as '*pericardial murmur*,' '*pericardial effusion*,' '*pericardial arteries*,' &c., &c.

PERICARDITIS, from *περικαρδιον*, 'the pericardium,' and *itis*, denoting inflammation; *Inflammat'io Perioar'dii, Pleuri'tis perioar'dii, Cardit'is exter'na seu sero'sa seu membrano'sa, Eocardi'tis, Inflammation of the pericardium, (F.) Përicardite, Inflammation du Përicarde.* This is, probably, the proper appellation for most of those cases which have received the names of *Carditis, Cardipericardit'is, and Cardiopericardit'is.* Along with signs of pyrexia, the local symptoms resemble those of pneumonia. Those which point out that the pericardium is the seat of disease are the following:—pain, referred to the region of the heart, or scrobiculus cordis,—sometimes pungent, at others, dull and heavy: palpitation, accompanied with spasmodic twitchings in the neighbourhood of the heart, shooting up to the left shoulder; pulsation, and sometimes soreness of the carotids, with tinnitus aurium and vertigo: the breathing is by catches: dyspnœa considerable: pulse jarring, jerking, peculiar: the tongue white, covered with a mucous coat, and the skin often bathed in sweat, as in acute rheumatism. The *physical signs* during the first period are as fol-

lows. The action of the heart is generally evident to the eye, and may be felt by the hand. There is soreness to the touch over the intercostal spaces, and over a small surface in the epigastric region, when the pressure is directed upwards towards the pericardium. Percussion is usually natural, but at times there is dullness. On auscultation, the cardiac movements are found to be frequent, abrupt, jerking, and tumultuous; often irregular and intermittent. The pulse presents corresponding characters. When effusion of lymph has occurred, percussion may be negative, or be but slightly affected. On auscultation, in addition to the preceding signs, there may be one or more of the rubbing or friction *bruits* resembling the rustling of parchment, or of a sawing or rasping character. In some cases, the sound is like the creaking of new leather. This has been supposed to be pathognomonic of effused lymph. The most important point in the pathology of pericarditis is its connexion with acute rheumatism; and it forms one of the most dangerous occurrences in the latter disease. It may be *acute* or *chronic*: in either case, it is, of course, formidable. The most active depletion must be used; with large doses of opium, counter-irritants, and all the means required in the most violent internal inflammations.

PERICARDITIS EXSUDATORIA SANGUINOLENTA, Hæmopericardium.

PERICARDIUM, *Pericardium, Perit'olē, Membra'na Cor circumplex'a, Involu'crum seu Ar'cula seu Capsa seu Cap'sula seu Cam'era seu Indumentum seu Pannic'ulus seu Membrana seu Theca seu Saccus seu Sac'culus seu Scrotum seu Vagi'na seu Ves'i'ca seu Arca seu Thal'amus rega'lis seu Amphico'ma seu Bursa Cordis, Sac or Capsule of the Heart, (F.) Péricarde;* from *περι*, 'around,' and *καρδία*, 'the heart.' The pericardium is a membranous sac, which envelops the heart, and the arterial and venous trunks that pass from or into it. It is seated in the separation of the mediastinum, above the central aponeurosis of the diaphragm, to which it strongly adheres. Its shape is triangular, like that of the heart; to which it is fitted. The pericardium is composed of two membranes:—the one—*external*—fibrous; the other—*internal*—serous. The latter, having lined the inner surface of the external layer, is reflected over the heart, and covers it entirely; without, however, having the heart within it; in which arrangement it resembles other serous membranes. The pericardium envelops the heart; retains it in position, and facilitates its movements by means of the serous fluid, *Liquor seu Aqua seu Humor seu Lympha seu Uri'na Pericar'dii, Hydrocar'dia*, which it contains in greater or less quantity.

The arteries of the pericardium are small, and derived from the superior phrenic, anterior mediastinal and bronchial. The veins accompany them, and open into the brachio-cephalic. No nerves have been traced to it. The lymphatics enter the lymphatic glands that surround the vena cava superior.

PERICARDIUM, Epicarpium.

PERICHOLIA, Polycholia.

PERICHONDRI'TIS, *Inflammatio perichondrii*, from *perichondrium*, and *itis*, denoting inflammation. Inflammation of the perichondrium: hence *Perichondritis laryngea*;—In-

flammation of the perichondrium covering the larynx.

PERICHONDRIUM, from *περι*, 'around,' and *χονδρος*, 'a cartilage.' A membrane of a fibrous nature, which covers cartilages that are non-articular, and bears considerable analogy to the periosteum in organization and uses.

PERICHRISIS, Circumlitio, Linim.

PERICHRISTON, Circumlitio, Liniment.

PERICLA'SIS, from *περι*, 'about,' and *κλασ*, 'I break.' A comminuted fracture, with denudation of the bone. Galen, Foësius.

PERICLIMENUM, *Lonicera periclymenum*.

PERICNE'MIA, from *περι*, 'about,' and *κνημη*, 'the leg.' The parts surrounding the tibia;—the tibia itself.

PERICRANIEDE'MA, from *pericranium*, and *οδημα*, 'a swelling.' Edema of the head, owing to fluid effused under the pericranium.

PERICRA'NIUM, *Pericranion, Pericrania*, from *περι*, 'around,' and *κρανιον*, 'the cranium.' The periosteum, which covers the cranium externally.

PERICRASIS, Peribrosis.

PERIDERIA, from *περι*, 'around,' and *δερη*, 'the neck.' Twisting of the cord round the neck of the child.

PERIDES'MIC, *Perides'micus*; from *περι*, 'around,' and *δεσμος*, 'a ligament.' Some nosologists have given this name to ischuria caused by a ligature round the penis or by stricture of the urethra.

PERIDESMIUM; from *περι*, 'around,' and *δεσμος*, 'ligament.' The delicate cellular tissue covering a ligament.

PERIDIASTOLE, see Diastole.

PERID'ROMUS, from *περι*, 'about,' and *δρομος*, 'a course.' The extreme circumference of the hairs of the head.—Gorræus.

PERIESTICOS, Salutory.

PERIGLOTTIS, Epiglottic gland: see Tongue.

PERIGRAPHÈ, from *περιγραφω*, (*περι*, and *γραφω*, 'I write,') 'I circumscribe.' The aponeurotic intersections of the rectus abdominis are so called.—Vesalius.

PERILYMPH, Cotunnus, liquor of.

PERIMYELITIS, Meningitis, spinal.

PERIMYSIUM, *Fas'cia*, from *περι*, 'around,' and *μυς*, 'a muscle.' The cellular membrane that surrounds a muscle, or its fasciculi. The sheath of the whole muscle is termed *Perimysium externum*; of the fasciculi *Perimysium internum*.

PERIN, *Peris*, from *περα*, 'a sac or pouch.' With some, this means the scrotum; with others, the testicle; with others, the vagina; with others, the peritonæum; and with others, the anus.

PERINÆOCELE, Hernia, perineal.

PERINÆUM, *Interfemin'eum, Interfemin'eum, Interfemin'ium, Interfamina, Iter femin'eum, Peris, Perin, Perineum, Gressu'ra, Plechas, Amphipleza, Peche'deon, Mesos'celon, Mesos'celus, Perine'on, Perina'os, Perine'os, Tramis, Taurus, Interforamine'um, Cocho'nē, Pli-chos, Mesome'ron, Fæmen, Re'gio Perina'i, (F.) Périnée.* The space at the inferior region of the trunk, between the ischiatic tuberosities, anus, and genital organs. It is smaller in the female than in the male; has a triangular shape, and is divided into two equal parts by a median line, called *Raphē*. It is occasionally rup-

tured in labour. The part between the pudendum and anus is sometimes called *anterior perinæum*, to distinguish it from the part which extends from the anus to the coccyx, called *posterior perinæum*.

PERINÆUS, Perineal.

PERINÆAL, *Perinæus*, *Perinæalis*, *Perinæalis*. That which relates or belongs to the perinæum; as *Perineal artery*, *P. hernia*, &c.

PERINÆAL APONEUROSIS, P. Fascia.

PERINÆAL ARTERY, *Artéria perinæalis*, *Superficial artery of the Perinæum*. A branch of the internal pudic distributed to the perinæum.

PERINÆAL FASCIA, *F. Perinæi*, *Perinæal aponeurosis*. The fasciæ—*superficial* and *deep-seated*—*Perinæal ligament*—which belong to the perinæum.

PERINÆAL FOSSA, *Fossa perinæi*, *Ischiorectal fossa*. A conical fossa, the base of which corresponds with the skin; is formed anteriorly by the transversus perinæi muscle; behind, by the inferior border of the glutæus maximus; internally, by the levator ani; and externally, by the tuber ischii. It is filled up with fat and fibrous strizæ.

PERINÆAL ISCHURIA, *Ischuria Perinæalis*. A name given by Sauvages to retention of urine, caused by a tumour seated in the perinæum.

PERINÆAL LIGAMENT, see P. fascia—p. Region, Perinæum.

PERINÉE, Perinæum.

PERINEPHRI'TIS, (F.) *Phlegmon périnéphrétique*, from *περι*, 'around,' *νεφρος*, 'kidney,' and *itis*, denoting inflammation. Inflammation of the external cellular and fibrous membranes of the kidney, or of their investing adipose cellular tissue.

PERINEPHRUS, see Kidney.

PERINEURION, Neurilemma.

PERYNIC'TIDES, *πεγί*, and *νυξ*, 'night.' An eruption appearing at night and disappearing by day.—Erotian.

PERIOD, *Periodus*, *Periodeia*, *Periodeusis*, *Stadivum*, *Circuitus*, from *περι*, 'about,' and *οδος*, 'way;' *Circuit*. *Periods* are the different phases or revolutions of a disease,—the epochs which are distinguishable in the course of a disease. Three periods are commonly enumerated. 1. The *augmentation*, *increase*, or *progress*, (*Incrementum*;) 2. The *acme* or *height*, (F.) *Etat* (*Status*;) and, 3. The *decline* (*Decrementum*.) Some authors reckon only the *invasion* and *termination*.

Period is sometimes used in describing an intermittent, for the time between the commencement of a paroxysm and that of the next, including the fit as well as interval.

PERIODS, MONTHLY, Menses.

PERIODEIA, Period.

PERIODEUSIS, Period.

PERIODEUTES, Charlatan.

PERIODICITY, *Periodicitas*; same etymon. The aptitude of certain physiological and pathological phenomena, in health or disease, to recur at particular periods, after longer or shorter intervals, during which intervals they cease completely. Diseases, thus recurring, are called *Periodical*,—*Typo'ses*.

PERIODOL'OGY, *Periodologia*; from *περιδος*, 'a course or circuit,' and *λογος*, 'a discourse.' The doctrine of periodicity in health and disease.

PERIODONTI'TIS, (F.) *Périodontite*, *Inflammation de la Membrane alvéolo-dentaire*, from *περι*, 'about,' and *οδους*, 'a tooth.' Inflammation of the membrane that lines the socket of a tooth.

PERIODONTITIS GINGIVARUM, Ulitis.

PERIODUS MORBI, Type—p. Sanguinis, Circulation.

PERIODY'NIA, from *περι*, and *δύνη*, 'pain.' A violent and extensive pain.

PÉRIONE, Decidua.

PERIORBITA, *Perios'teum orbitæ*, from *περι*, 'around,' and *orbita*, 'the orbit.' An appellation used, by some, for the periosteum lining the orbit, which is a continuation of the dura mater. The inflammation of this periosteum is termed *Periorbitis* or *Periorbititis*, and *Inflammatio perios'tei orbitæ*.

PERIORBITIS, see Periorbita.

PERIORBITITIS, see Periorbita.

PERIOSTEITIS, see Periostitis.

PERIOSTEUM, *Perios'teum*, *Periosteos*, *Perios'tium*, *Circumossalè*, *Membra'na ossis*, *Omentum ossium*, *Circumossalis Membrana*, from *περι*, 'around,' and *οστέον*, 'a bone.' The periosteum is a fibrous, white, resisting medium which surrounds the bones every where, except the teeth at their coronæ, and the parts of other bones that are covered with cartilage. The external surface is united, in a more or less intimate manner, to the neighbouring parts by cellular tissue. Its inner surface covers the bone, whose depressions it accurately follows. It is united to the bone by small, fibrous prolongations; and, especially, by a prodigious quantity of vessels, which penetrate their substance. The periosteum unites the bones to the neighbouring parts. It assists in their growth, either by furnishing, at its inner surface, as M. Béclard demonstrated, an albuminous exudation, which becomes cartilaginous, and at length ossifies;—or by supporting the vessels, which penetrate them to carry the materials of their nutrition. See Medullary membrane.

PERIOSTEUM INTERNUM, Medullary membrane—p. Orbitæ, Periorbita.

PERIOSTI'TIS, *Periosteitis*, *Inflammatio perios'tei*, from *periosteum* and *itis*, denoting inflammation. Inflammation of the periosteum.

PERIOSTO'SIS. Tumour of the periosteum. Tumours are so called which are developed on bones, and formed by their outer membrane. These tumours are more rapidly developed, have a less degree of consistence, and sooner disperse than exostoses, which they resemble greatly.

PERIPHERAL VASCULAR SYSTEM, Capillary system.

PERIPHIMOSIS, Paraphimosis.

PERIPLEUMONIA, Peripneumonia.

PERIPLOCA INDICA, Hemidesmus Indicus.

PERIP'LYSIS, from *περι*, and *πλυσσις*, 'the act of washing;' *Proflu'vium*. A copious discharge from any part, especially from the bowels.

PERIPNEUMO'NIA, *Peripleumo'nia*, *Peripneumoni'tis*, *Tras peripneumony*, from *περι*, 'around,' and *πνευμων*, 'the lung.' Inflammation of the substance of the lungs.—See Pneumonia.

PERIPNEUMONIA BILIO'SA. Inflammation of the lungs, accompanied with bilious fever.

PERIPNEUMONIA CATARRHALIS, P. notha—p. Pituitosa, P. notha.

PERIPNEUMONIA CATARRHALIS. Bronchitis or pulmonary catarrh, with pain in some part of the chest.

PERIPNEUMONIA NOTHA, P. spuria, P. pituitosa, P. catarrhalis, Pneumonia notha, Pseudo-peripneumonia, Pseudo-pneumonia, Pseudopneumoni'tis, Bronchoc'ace, Blennotho'rax, Obstructio pulmonum pituitosa febrilis, Bronchitis asthenica, False or Bastard Peripneumony, (F.) *Péripneumonie bâtarde ou fausse*. An inexact name, under which some affections are comprised that resemble pneumonia; and, especially chronic bronchitis with pleurodynia. —See Bronchitis (chronic.)

PERIPNEUMONITIS, Peripneumonia.

PERIPNEUMONY, BASTARD, Peripneumonia notha.

PERIPNEUMONY, LATENT. Peripneumony whose symptoms are so obscure as to be recognised with difficulty.

PERIPSYXIS, Catapsyxis, Perfrictio.

PERIPYEMA, from *περι*, 'about,' and *πυον*, 'pus.' Suppuration around an organ;—a tooth, for example.

PERIRRHEA, *Perirrhoë*, from *περι*, 'about,' and *ρην*, 'I flow.' Afflux of fluids from every point of the body towards an organ which has to remove them from the economy. Also, enuresis.

PERIS, Perin.

PERISCELIS, *Jarretière*.

PERISCYPHISMUS, Periscythismus.

PERISCYTHISMUS, *Periscythisis*, *Peryscythismus*, *Periscythisis*, *Periscyphismus*, *Scalping*, from *περι*, 'around,' and *Σκυθηρ*, 'a Scythian,' that is, 'scalping after the manner of the Scythians.' An operation described by Paulus of Ægina. It consisted of an incision made around the cranium, and was employed in habitual weakness of the eyes, pains of the head, &c.

PERISPHALSIS, *Circumductio*, from *περι*, 'about,' and *σφαλλω*, 'I move.' A circular motion impressed on a luxated bone, for the purpose of reducing it.

PERISSODACTYLUS, Polydactylus.

PERISTALTIC, Systaltic—p. Action, Peristole.

PERISTAPHYLINUS EXTERNUS, Circumflexus musculus—p. Inferior, Circumflexus musculus—p. Internus, Levator palati.

PERISTERIUM, Verbena officinalis.

PERISTERNA, from *περι*, 'about,' and *στερνον*, 'the sternum.' The lateral parts of the chest.

PERISTOLÈ, *Motus Peristalticus*, *M. compressorius seu vermicularis seu testudinæus*, from *περι*, 'around,' and *στέλλω*, 'I contract,' 'I close.' The peristaltic action of the intestines, *Motus peristalticus*. It consists of a kind of undulation or vermicular movement, in appearance irregular, but in which the circular fibres of the muscular membrane of the intestine contract successively, from above downwards, in proportion as the chyme advances in the alimentary canal; so that, being compressed above, it is pushed into the next portion of the intestine, whose fibres are in a state of relaxation. When the fibres contract inversely, they occasion an antiperistaltic action. The peristaltic action is involuntary, and is not under the im-

mediate influence of either brain or spinal marrow. It continues for some time after death.

PERISTOMA, Peristroma.

PERISTOMIUM, Mouth.

PERISTROMA, *Peris'toma*, *Mus'cus villosus*, *Crusta membrana'cea*, *Crusta vermicularis*, from *περι*, 'around,' and *στέγνωμι*, 'to spread.' The villous or mucous coat of the intestines.—Castelli.

PERISYS'TOLÈ, from *περι*, 'about,' and *συστολή*, 'a contraction.' The interval that exists between the systole and diastole of the heart, which is only perceptible in the dying.—Bartholine.

PERITERION, *Trépan perforatif*.

PERITESTIS, Albuginea.

PÉRITOINE, Peritonæum.

PERITOME, Circumcision.

PERITONÆRIXIS, *Peritonæorex'is*, from *περιτοναϊον*, 'the peritonæum,' and *ξηρνω*, 'I break.' Hernia formed by the rupture of the peritonæum.

PERITONÆUM, *Peritone'um*, *Peritone'on*, *Peritone'on*, *Peritonæ'os*, *Periton'on*, *Peritoneos*, *Velamentum abdomina'le*, *Tu'nica præten'sa seu Operimentum prætensum seu Membrana'na abdom'inis*, *Siphar*, *Syphar*, *Zephach*, *Ziphac*, (F.) *Péritoine*, from *περι*, 'around,' and *τεινω*, 'I stretch.' A serous membrane, which lines the abdominal cavity; extends over the greater part of the organs contained there; envelops them wholly or in part, and maintains their respective relations by means of different prolongations and ligamentous folds:—the mesentery, epiploon, mesocolon, &c. Like all the serous membranes, the peritonæum is a sort of sac without aperture, which covers the abdominal organs, without containing them within it, and the internal surface of which is smooth, and lubricated by a serous fluid. In the male fœtus, the peritonæum furnishes a prolongation, which accompanies the testicle at the time of its descent, and, in the female fœtus, forms the Canal of Nuck. Below the neck of the gall-bladder, the peritonæum has a triangular opening, called the Foramen or Hiatus of Winslow, through which it proceeds behind the stomach, to form a sort of secondary cavity, called the posterior cavity of the peritonæum, (F.) *Arrière cavité péritonéale* ou *Cavité des Epiploons*.

PERITONÆUM DUPLICATUM, Epiploon, gastrocolic.

PÉRITONITE, Peritonitis—p. *Puerpérale*, see Peritonitis.

PERITONITIS, *Empres'ma Peritonitis*, *Peritonæit'is*, *Cauma Peritonitis*, *Inflammatio Peritonæ'i*, *Phleg'monè peritonæ'i*, *Phlegma'sia* or *Inflammation of the Peritonæ'um*, from *peritonæum*, and *itis*, denoting 'inflammation.' (F.) *Péritoine*, *Inflammation du Péritoine*. The characteristic signs of acute inflammation of the peritonæum are,—violent pain in the abdomen, increased by the slightest pressure, often by the simple weight of the bed-clothes. It generally occurs in the parturient state; and begins on the second or third day after delivery. At times, a malignant epidemic, and perhaps contagious, variety has made its appearance, and destroyed numbers of females. This has been described under the name *Puer'peral Fever*, *Métroperiton'itis*, *Enc'cia Syn'ochus Puerpera'rum*, (F.) *Péritoine puerpérale*, *Métropéritoine pu-*

erysipale, Fièvre puerpérale, Typhus puerpéral, Erythématic or *Nonplastic Puerperal Peritonitis, Typhohæmic Peritonitis, Adynamis* or *Malignant Puerperal Fever, Low Fever of Childbed*. It is, according to some, a malignant inflammation of the peritoneum and uterus; according to others, a *Uterine Phlebitis*. In any form it requires the most active treatment, early employed. The appearances on dissection are such as occur whenever a serous membrane has been inflamed, and such inflammation has produced death:—effusion of fluid with flakes of coagulable lymph in it; appearances of vascularity, &c., in the membrane. The treatment—in *active peritonitis*—must consist of the same course as recommended under Enteritis. In the *chronic* kind, symptoms must be combated as they arise, and it may be advisable to excite a new action in the system by means of mercury. In the epidemic and malignant variety, unless bleeding be freely employed at the very outset, it does harm. If used early, it is of the most decided advantage. Every thing depends upon arresting the morbid process at the outset.

PERITONITIS, ERYTHEMATIC, see Peritonitis—*p.* Nonplastic, see Peritonitis—*p.* Puerperal, see Peritonitis—*p.* Typhohæmic, see Peritonitis.

PERITTOMA, Excrement.

PERITYPHLITIS; from *περι*, 'around,' and *typhlitis*, inflammation of the cæcum. Inflammation of the cellular substance surrounding the cæcum. See Typhlo-enteritis.

PERIWINKLE, LESSER, Vinca minor.

PERIZOMA, from *περιζώννυμι*, (*περι*, and *ζώννυμι*, 'to gird,') 'to gird around.' A bandage; a girdle. In Fabricius Hildanus, a truss. *Herpes zoster*. The diaphragm.

PERKINISM. A therapeutical means, first employed by Dr. Elisha Perkins of Norwich, Connecticut, towards the termination of the last century, and named after him. It consisted in drawing over affected or other parts the pointed extremities of two metallic rods, called *Metallic Tractors*, each made of a different metal. The success obtained, was through the influence of the imagination; and, consequently, as a remedial agent, it ranks as high as animal magnetism, but no higher. The operation was, also, called *Tractoration*.

PERLA, Pearl, Paralampsis.

PERLE, Pearl.

PERMISTIO, Coition.

PERMIXTIO, Coition.

PERMOTIO, Motion.

PERNICIEUX, Deleterious.

PERNICIOSUS, Deleterious.

PERNO, Childblain.

PERNOCTATIO, Insomnia.

PEROCEPHALUS, from *πενος*, 'deficient,' and *κεφαλη*, 'head.' A monster with a defective head.

PEROCORMUS, *Oligospon'dylus*, from *πενος*, 'defective,' and *κομος*, 'trunk.' A malformation in which the trunk is defective, and too short, from the absence of one or more vertebrae,—the head and limbs being normal.

PERODACTYLEUS, Flexor longus digitorum pedis profundus perforans.

PERODYNIA, see Cardialgia.

PEROMELIA, from *πενος*, 'wanting,' and *μελος*, 'a limb.' Congenital misconstruction, or mutilation of the limbs. A genus in the nosology of Good.

PEROMELUS. A monster possessed of the deformity mentioned above.

PÉRONÉ, Fibula—*p.* *Col du, Collum fibulae.*

PERONE'AL, *Peronæus, Fibularis, Fibular*, from *περονν*, 'the fibula.' Belonging or relating to the fibula.

PERONEAL ARTERY, Fibular A., arises from the popliteal, and is situate deeply at the posterior and outer part of the leg. It gives off branches of little importance. Near the outer ankle, it divides into two branches. 1. The *posterior peroneal*, which descends behind the lower joint of the fibula, on the outer surface of the calcaneum. 2. The *anterior peroneal*, which crosses the inferior extremity of the interosseous ligament, to be distributed on the dorsal surface of the foot.

PERONEAL MUSCLES are three in number. 1. *Peronæus Brevis, P. Secundus, P. anti'cus, P. Medius, Semi-fibularis*, (F.) *Grand-péronéosus-métatarsien, Court péronéo-latéral, Moyen Péronier*. A muscle, situate beneath the peronæus longus. It is attached above, to the outer surface of the fibula, and terminates, below, at the posterior extremity of the 5th metatarsal bone, after having been reflected beneath the malleolus externus. It extends the foot upon the leg, at the same time raising a little the outer edge. It may, also, act upon the leg, and extend it upon the foot. 2. *Peronæus Longus, Peronæus primus seu post'icus, P. mac'imus seu post'erior*, (F.) *Tibi-péronéotarsien, Long péronier latéral, Péronéo-sous-tarsien*, (Ch.) *Muscle grand péronier*. This muscle is situate at the outer part of the leg. It is long, thick, and triangular above; thin, narrow, and flat below. It is attached above to the outer edge of the upper extremity of the fibula, and to the upper third of the outer surface of that bone. Below, it terminates at the outer part of the posterior extremity of the first metatarsal bone. This muscle extends the foot on the leg, turning its point outward, and raising its outer edge. It acts, also, upon the leg, which it extends on the foot. 3. *Peronæus Tertius, Nonus Ves'd'lii*, (F.) *Péronier antérieur, Petit péronéo-sus-métatarsien* (Ch.), *Petit Péronier*. A muscle, situate at the anterior, outer, and inferior part of the leg. It is long and flat, and is attached, above, to the inferior third of the anterior margin and inner surface of the fibula; terminating, below, at the posterior extremity of the 5th metatarsal bone. This muscle bends the foot on the leg, by raising its outer edge. It can, also, bend the leg on the foot.

PERONEAL NERVE, see Popliteal nerves.

PERONEAL VEIN follows the same course as the artery.

PERONE DACTYLIUS, Flexor longus digitorum pedis profundus perforans.

PÉRONÉO-LATÉRAL COURT, *Peronæus brevis*—*p.* *Phalangiinien du gros orteil*, Flexor longus pollicis pedis—*p.* *Sous-phalangien du pouce*, Flexor longus pollicis pedis—*p.* *Sous-tarsien*, *Peronæus longus*—*p.* *Sus-métatarsien*, *Peronæus tertius*—*p.* *Sus-métatarsien, grand*, *Peronæus brevis*—*p.* *Sus-phalangien du pouce*, Extensor proprius pollicis pedis—*p.* *Tibi-sus-phalangien commun*, Extensor communis digitorum pedis—*p.* *Sus-phalangien du pouce*, Extensor proprius pollicis pedis.

PERONEUM, Fibula.

PERONIER, GRAND, *Peronæus longus*—*p. Latéral, long*, *Peronæus longus*—*p. Moyen*, *Peronæus brevis*—*p. Petit*, *Peronæus tertius*.

PERONODACTYLÆUS, *Flexor longus digitorum pedis profundus perforans*.

PERONODACTYLIUS, *Flexor longus digitorum pedis profundus perforans*.

PEROSOMUS, from *προς*, 'mutilated,' and *σῶμα*, 'body.' A monster, whose whole body is imperfectly developed.—Gurlt.

PEROSPLANCHNICA, from *προς*, 'wanting,' and *σπλῆγχον*, 'a viscus.' Congenital misconstruction of the viscera. A genus in the nosology of Good.

PERPENDICULUM HEPATIS, Suspensory ligament of the liver.

PERPERACUTUS. Extremely acute. An epithet applied to very violent and rapid diseases.

PERPLEXI MORBI, see Complication.

PERROSIN, see *Pinus abies*.

PER'SEA GATIS'SIMA, *Palta tree*. A slender, very high tree of Peru, with a small dome-like top, which grows on the eastern declivity of the Andes, and rises, at times, to the height of more than 60 feet. Its fruit,—(Sp.) *Palta*—which is pear-shaped, is generally much liked. It dissolves, like butter, on the tongue, and hence is called, in some of the French colonies, *beurre végétale*.

PERSIAN FIRE, Anthracion.

PERSICAIRE DOUCE, *Persicaria*.

PERSICARIA, *Polygonum Persicaria*—*p. Urens*, *Polygonum hydropiper*.

PERSIL, *Apium petroselinum*—*p. d'Âne*, *Cherophyllum sylvestre*—*p. Faux*, *Ethusa cynapium*—*p. de Macédoine*, *Bubon Macedonicum*—*p. de Montagne*, *Athamanta aureoselinum*.

PERSIMMON, *Diospyros Virginiana*.

PERSOLATA, *Arctium lappa*.

PERSOLLATA, *Arctium lappa*.

PERSOLUTA, *Arctium lappa*.

PERSPICILLUM, see Spectacles.

PERSPIRATION, *Perspiratio*, *Transpiratio*, *Diffusio*, *Diapnoë*, *Diapnoë*, *Diapnoë*, *Diapnoë*, from *per*, 'through,' and *spirare*, 'to breathe, exhale.' The *insensible transpiration* or exhalation continually going on at the surface of the skin and membranes. Sensible perspiration is called *sweat*. The perspiratory fluid is secreted by an appropriate apparatus, termed by Breschet *diapnoë*, or *sudoriferous*, *Gland'ulæ sudorifæræ*, *Organa sudorifæræ*, consisting of a secreting parenchyma, situate beneath the true skin, and of spiral ducts, which open obliquely under the scales of the epidermis. A certain portion of the perspired fluid is thrown off by ordinary physical evaporation.

The *Pulmonary exhalation* or *transpiration* is that which takes place into the bronchia, and is sent out with the expired air.

PERSUDATIO, *Diapedesis*.

PERSULTATIO, *Diapedesis*.

PERTE, *Metrorrhagia*—*p. d'Appetit*, *Anorexia*—*p. de la Mémoire*, *Amnesia*—*p. de l'Odeur*, *Anosmia*—*p. de Sang*, *Hæmorrhagia*—*p. de la Voix*, *Aphonia*—*p. de la Vue*, *Cæcitas*.

PERTÉREBRANT, *Pert'er'ébrans*; from *per*, 'through,' and *tébrare*, 'to bore.' The French give this epithet to an acute pain—*Douleur pert'ébrante*—which occasions a sensation like that which would be produced by an instrument

penetrating and lacerating a part;—the pain from whitlow, for example.

PERTES BLANCHES, *Leucorrhœa*—*p. de Sang*, *Metrorrhagia*—*p. Séminalis*, *Spermatorrhœa*—*p. Uérines*, *Metrorrhagia*—*p. Uérines rouges*, *Metrorrhagia*—*p. Uérines blanches*, *Leucorrhœa*.

PERTICA PER SE, *Penis*.

PERTURBATIONES ANIMI, Affections of the mind.

PERTURBATRIS, (*Medicina*) *Perturbating Treatment*, (F.) *Méthode ou Médecine perturbatrice*. A mode of treatment in which very active means are employed, and such as impress upon diseases a different course from that natural to them. It is the antithesis to the *Medicina expectans*. Much evil has resulted from such treatment, especially in febrile diseases.

PERTUS'SIS, from *per*, a prefix denoting excess, and *tussis*, 'cough.' *Tussis feri'na*, *T. convulsiv'ora*, *T. pu'eros strangulans*, *T. quintæ*, *T. stomachal'is*, *T. an'hela clamor'sa*, *T. strangulans*, *T. delassans*, *T. suffocans*, *T. amphemer'ina*, *T. tussiculosa*, *T. spasmodica*, *Bronchitis convulsiv'a*, *Bronchocephal'itis*, *Pneusis pertus'sis*, *Amphemer'ina*, *Orthopnœa tussiculosa*, *clango'sa*, *suffocati'va*, *clamo'sa*, *spasmodica*, *Morbis Cucull'us*, *Morbis cuculla'ris*, *Bechorthopnœa*, *Bez convulsiv'a*, *Bez thierides*, *Hooping-cough*, *Whooping-cough*, *Chin-cough*, *Kin-cough*, *Kind-cough*, (Germ. *Kin d*, 'a child,') (F.) *Coqueluche*, *Catarrhe ou Bronchite convulsive*, *Toix convulsive*, *T. quinteuse*, *T. bleue*, *Maladie oculaire*. A violent convulsive cough, returning by fits, (F.) *Quintes*, at longer or shorter intervals; and consisting of several expirations, followed by a sonorous inspiration or *whoop*. The fits of coughing generally recur more frequently during the night, morning, and evening, than in the day. It is esteemed to be contagious, and attacks the young more particularly. It is rare for it to affect an individual for the second time. The duration is various,—six or eight weeks or more. Although the paroxysms are very violent, it is not a dangerous disease. It may, however, give rise to other affections, as convulsions, pneumonia, &c., when the complication is very dangerous, as the cause cannot be removed. Those children suffer the least, who evacuate the contents of the stomach during the fit. In the treatment, all that can be done is to palliate. It must be borne in mind, that the disease will, in time, wear itself out. If there be much pensive pain of the head, or fever, V. S. may be required, but it is seldom necessary. Narcotics occasionally afford relief, but it is temporary. Gentle emetics, given occasionally, when the paroxysms are long and dry, give decided relief, and aid in the expectoration of the morbid secretions. After the disease has continued for some weeks, and persists in part from habit, change of air is essential, and this, even should the change be to an atmosphere that is less pure.

PERU, see Lima.

PERUNCTIO, *Inunction*.

PERVENCHE, *Vinca minor*.

PERVERSION, *Perver'sio*, from *per* and *vertere*, 'to turn.' *Dias'trophè*, *Diastrem'ma*. One of the four modifications of function in disease: the three others being augmentation, diminution, and abolition. The humourists used

this term also to designate disorder or morbid change in the fluids.

PÉRVÉRSION DE LA TÊTE DES OS ET DES MUSCLES, Loxarthrus.

PERVIGILIUM, Insomnia, Coma vigil.

PES, πους, *Ichnus*, (F.) *Pied*, 'the foot.'

The inferior extremity of the abdominal member, representing a bony arch, an elastic vault, which transmits the weight of the body to the ground. It is divided into three parts;—the *carpus*, *metatarsus*, and *toes*.

PES ALEXANDRINUS, *Anthemis pyrethrum*—*p. Anserinus*, *Chenopodium bonus Henricus*, *Facial nerve*—*p. Cati*, *Antennaria Dioica*—*p. Equinus*, see *Kyllosis*—*p. Hippocampi major*, *Cornu ammonis*—*p. Hippocampi minor*, *Hippocampus minor*—*p. Hippopotami major*, *Cornu ammonis*—*p. Hippopotami minor*, *Cornu ammonis*—*p. Leonis*, *Alchemilla*.

PÉSANTEUR, Weight—*p. Spécifique*, Gravity, specific.

PÈSE-LIQUEUR, Areometer.

PESSARY, *Pessarium*, from πῆσος, 'a small stone.' *Pessus*, *Pessum*, *Pes'sulus*, *Suppositivum uterinum*, *Glans*, *Lemni'scus*. A solid instrument, composed of cork, ivory, or elastic gum, which is introduced into the vagina to support the uterus, in cases of prolapsus or relaxation of that organ; to keep vaginal hernia reduced, &c. The ancients made use of medicated pessaries, which they distinguished into emollient, astringent, aperient, &c. The form of pessaries is very variable;—round, oval, &c., according to circumstances.

PESSARY, EGYPTIAN, *Ægyptius pessus*.

PESSULUS, Pessary, Penis.

PESSUM, Pessary.

PESUS, Pessary.

PEST, Plague.

PESTE, Plague.

PESTICHLÆ, *Petechiæ*.

PESTICLÆ, *Petechiæ*.

PESTILENCE, *Pestilentia*, *Pestil'itas*, from *pestis*, 'a pest.' A malignant spreading disease;—applied especially to plague.

PESTILENCE, CHOLERIC, *Cholera spasmodica*—*p. Glandular*, *Plague*—*p. Hæmagastic*, *Fever*, yellow—*p. Septic*, *Plague*.

PESTILENT-WORT, *Tussilago petasites*.

PESTILENTIA, *Plague*—*p. Hæmagastica*, *Fever*, yellow.

PESTILENTIAL, *Pestilentialis*, *Pestilentiaris*, *Pestilentiosus*, *Pestilentius*, from *pestis*, 'a pest.' Relating to the plague. *Pestilential diseases* are those that bear some resemblance to the plague, in respect to mode of propagation, symptoms, danger, &c.

PESTILITAS, *Plague*.

PESTIS, *Plague*—*p. Acutissima*, *Plague*—*p. Adeno-septica*, *Plague*—*p. Americana*, *Fever*, yellow—*p. Bellica*, *Typhus*—*p. Britannica*, *Sudor Anglicus*—*p. Bubonaria orientalis*, *Plague*—*p. Contagiosa*, *Plague*—*p. Glandulosa*, *Plague*—*p. Glossanthrax*, *Glossanthrax*—*p. Inguinaria*, *Plague*—*p. Intertropica*, *Fever*, yellow—*p. Occidentalis*, *Fever*, yellow—*p. Orientalis*, *Plague*—*p. Septica*, *Plague*—*p. Variolosa*, *Variola*.

PET, *Fart*.

PETALE, *Phtheiriasis*.

PETASITES, *Tussilago petasites*.

PETAURUM. A seat suspended by ropes, in which a person taking the exercise sat, and

was tossed about by assistants.—*Juvenal* and *Martial*.

PETE'CHLÆ, *Pete'cula*, *Pestich'ia*, *Pestic'ia*, *Punctic'ulæ*, *Pur'pura maligna*, *Por'phyra Græcorum*. Small spots, similar in shape and colour to flea-bites, which occur spontaneously upon the skin, in the course of severe fevers, &c. They are, under such circumstances, signs of great prostration.

PETECHLÆ SINE FEBRE, *Purpura simplex*.

PETECHIAL SCURVY, *Purpura simplex*.

PETECHIANOSIS, *Purpura hæmorrhagica*.

PETER'S PILLS, *Pilulæ Aloes et Camboagiæ*—*p. Worm lozenges*, see *Worm lozenges*, *Sherman's*.

PETICULÆ, *Petechiæ*.

PETIGO, *Impetigo*.

PETINA, *Sole*.

PETIOLUS, *Pediolus*, diminutive of *pes*, 'a foot.' A footstalk or leafstalk of a plant. A petiole.

PETIOLUS EPIGLOTTIDIS. The root of the epiglottis.

PETIOLUS MALLEI, *Manubrium mallei*.

PETIT COURIER, *Influenza*—*p. Lait*, *Serum lactis*—*p. Lait d'Hoffmann*, *Serum lactis Hoffmanni*—*p. Mal*, see *Epilepsy*—*p. Sus-maxillo-labial*, *Levator anguli oris*.

PETITE POSTE, *Influenza*.

PETRÆLEUM, *Petroleum*.

PETRÆUM, *Solidago virgaurea*.

PETRAPPIUM, *Bubon Macedonicum*.

PÉTRÉOLE, *Petroleum*.

PÉTRÉUX, (OS), see *Temporal bone*.

PETRO DEL PORCO, *Bezoar of the Indian porcupine*.

PÉTROLE, *Petroleum*.

PETROLEUM, *Petrolæum*, *Petraleum*, *Petra oleum*, *Bitumen Petroleum*, *Pissellæum Indicum*, *Rock Oil*, *Petroleum Barbadoesè*, *Barbadoes Tar*, (F.) *Pérole* ou *Pétréole*, from πῆσος, 'rock,' and εἶλαι, 'oil.' A bituminous substance of a fetid odour, and bitter, acrid taste. It is semi-liquid, tenacious, semi-transparent; of a reddish brown colour; insoluble in water and alcohol; combines with fixed and essential oils and sulphur; and is partially soluble in ether. The petroleum, found at Gabian, near Beziers, in France, has been called *Oleum Gabi'dnum*, (F.) *Huile de Gabian*, *Petroleum rubrum*.

PETRO-OCCIP'ITAL, *Petro-occipitalis*. Belonging to the petrous portion of the temporal bone and to the occipital bone.

PETRO-OCCIPITAL SUTURE is formed by the junction of the petrous portion of the temporal to the occipital bone. It is a deep groove separating the bones, which have between them a thin layer of cartilage.

PETRO-SALPINGO-PHARYNGEUS. A fleshy fasciculus; which extends from the sphenoid bone, from the petrous portion of the temporal bone, and from the Eustachian tube to the upper part of the pharynx. See *Constrictor*.

PETRO-SALPINGO-STAPHYLINUS, *Circumflexus*—*p. Salpingo-staphylinus*, *Levator palati*—*p. Staphylin*, *Levator palati*.

PETRO-SPHENOIDAL, *Petro-sphenoidal*. Belonging to the petrous portion of the temporal bone and to the sphenoid bone.

PETRO-SPHENOIDAL SUTURE;—a name given to the small suture which is formed by the anterior edge of the petrous portion of the tempo-

ral bone and the posterior edge of the sphenoid.

PETROLEUM BARBADENSE, *Pétrôleum*.

PETROLEUM SULPHURATUM, *Balsamum Sulphuris Barbâden'se*.—(Composed of petrol. *Barbad.* ʒxvj, *flor. Sulph.* ʒiv, has been used as a pectoral; and as a detergent to ulcers. It has been accounted antispasmodic and sudorific. Dose, gr̄ x to xxx. Externally, it is used as a stimulant and discutient.

PETROSAL, Petrous.

PETROSELINUM, *Apium petroselinum*—p. *Macedonicum*, *Bubon Macedonicum*.

PETROSUM, OS, see Temporal.

PETROUS, *Petro'sus*, *Petro'sal*, from *πετρος*, 'a stone.' Resembling stone; having the hardness of stone.

PETROUS GANGLION, *Petrosal Ganglion*, *Ganglion of Andersch*, is formed by the glossopharyngeal nerve, shortly after it emerges from the jugular fossa. From this ganglion, M. Jacobson of Copenhagen traced an anastomosing loop through the cavity of the tympanum, which left branches there, and was thence reflected downwards to join the Vidian nervè.—See *Otic ganglion*. This has been called the *Nerve of Jacobson*, and the innosculation, *Jacobson's Anastomosis*.

PETROUS PORTION OF TEMPORAL BONE, see Temporal Bone—p. Process, see Temporal Bone.

PETROUS SINUSES, *Petro'sal Sinuses*, are two venous sinuses of the dura mater, connected with the petrous portion of the temporal bone, and distinguished on each side, into—1. The *superior petrosal sinus*. It arises from the cavernous sinus; follows the upper edge of the petrous portion which affords it a gutter; passes into the great circumference of the tentorium cerebelli, and opens into the lateral sinus where the latter experiences a bend near the base of the pars petrosa. Its form is triangular. 2. The *inferior petrosal sinus* arises from the cavernous sinus at the same point as the last, with which it communicates at the moment of its origin. It descends between the inferior edge of the pars petrosa and the basilar process; and terminates in the lateral sinus, at the sinus or gulf of the internal jugular vein. It is triangular, and broader at its extremities than middle.

PETUM, *Nicotiana tabacum*.

PEUCE, *Pinus sylvestris*.

PEUCEDANUM OFFICINALE, *Mar'athrum sylv'es'tre*, *Mar'athrophyl'ium*, *Pinastellum*, *Feniculum porci'num*, *Bonus Gen'ius*, *Hog's Fennel*, *Sulphurwort*, (F.) *Queue de Pourcean*, *Fenouil de Porc*. (Family, Umbellifere. *Sex. Syst.* Pentandria Digynia. The root has a strong, fetid smell—somewhat resembling that of sulphureous solutions—and an acrid, unctuous, bitterish taste. It has been recommended as antihysterical and nervine.

PEUCEDANUM SILAUS, *Saxif'raga vulg'aris*, *S. Anglica*, *Hippomar'athrum*, *Feniculum erraticum*, *English* or *Meadow Saxifrage*, (F.) *Séséli des prés*. The roots, leaves, and seeds have been recommended as aperients, diuretics, and carminatives. Rarely used.

PEUPLIER NOIR, *Populus*.

PEXIS, Concretion.

PEYERI GLANDULÆ, *G. Peyeria'næ*, *Peyeri Pleæus glandulo'si*, *Gland'ulæ muc'o'sæ*

coagmina'tæ seu *agmina'tæ* seu *mucip'aræ* *racem'atim* *conges'tæ* *intestino'rum*, *G. intestinal'es* seu *plexiform'es* seu *spur'ia*, *Corpus'cula glandula'rum* *simil'ia* seu *gland'ulæ* *in* *agmen* *congrega'tæ* *intestino'rum*, *Enterad'enes*, *Peyer's Glands*, *Ag'minated glands*. Small glands or follicles, situate beneath the villous coat of the intestines. They are clustered together, having a honey-comb appearance—*Plaques ganif'rées*—and are extremely numerous. They occur most numerous in the lower portion of the ileum. Their structure and functions are not well known.

PEZA, *πέζα*, Doric and Arcadian for *πους*, 'a foot.' The foot: according to some, the *sole of the foot*; and to others, the astragalus. The ankle.

PEZ'ZA SEU PEZE'ZA AURIC'ULA, *Auricula Juda*, *Fungus sambu'cinus*, *Agar'icus Auric'ulæ formâ*, *Jew's Ear*. This fungus is said to be astringent; but has chiefly been used as a gargle in relaxed sore throat.

PFEFFERS OR PFAFFERS, MINERAL WATERS OF. *Thermæ Pèperi'næ*, *Th. faba'riæ*. These springs, which are in the Swiss Alps, are simply thermal: temperature 100° of Fahrenheit.

PHACE, PHA'CEA, *Phacus*, φακν; a grain of the lentil, *Ervum lens*. Also, chloasma; the crystalline lens; and a flask for the application of heat, so called owing to its flattened lens-like shape.

PHACELLUS, Fasciculus.

PHACELUS, Fasciculus.

PHACHYMENTITIS, Phachohymentitis.

PHACI, Ephelides.

PHAC'ICUS, *Phaco'tus*, *Phaco'des*; from φακν, 'lens.' Lens-shaped, lenticular.

PHACI'TIS, *Phacoid'e'tis*, *Lenti'tis*, *Cry'stalli'tis*, *Gleni'tis*, from φακος, 'a lens,' and *itis*, a termination denoting inflammation. Inflammation of the capsule of the lens is termed *Capsu'itis*, *Capsuli'tis*, and *Cry'stallino-capsuli'tis*.

PHACODES, Phaciens.

PHACHYMENTI'TIS, *Phachohymenti'tis*, *Phachymenti'tis*, *Inflamma'tio capsulæ lentis*; from φακος, 'a lens,' *μυνη*, 'a membrane,' and *itis*, denoting inflammation. Inflammation of the capsule of the crystalline.

PHACOIDEITIS, Phacitis.

PHAC'OPIS, *Phaco'tus*; from φακν, 'lens,' and *οπισ*, 'a knife,' *Scalpel'um lenticula'rè*. A lenticular-shaped knife.

PHACOP'SIS; from φακν, 'lens,' and *οψις*, 'vision.' The state of one who has chloasma or freckles on the face.

PHACOPTIS'ANA, *Phac'ium*; from φακν, 'lens,' and *πιωσση*, 'drink.' A drink of lentils. A poultice of lentils.

PHACOS, *Ervum lens*.

PHACOSCOTOMA, Cataract.

PHACOTUS, Phacicus, Phacopis.

PHACUS, Phace.

PHADARODES, Trachoma tuberculolum.

PHADAROSIS, Trachoma tuberculolum.

PHÆNIGMUS, Phenigmus.

PHÆNOMENOLOGIA, Semeiology.

PHÆNOMENON, Phenomenon.

PHAGÆNA, Boulimia.

PHAGEDÆNA, Boulimia—p. Sloughing of the mouth, Cancer aquaticus—p. Gangrænosa, Hospital gangrene.

PHAGEDENIC, *Phagedænicus*, *Depas-cens*, from φαγω, 'I eat.'

PHAGEDENIC ULCER, *Nomé*, *Phagedæna*, *Ulcus depas-cens*, is one which rapidly eats and corrodes the neighbouring parts.

Phagedenic, in *Materia Medica*, is a substance used for destroying fungous granulations in ulcers, &c.

PHAKOHYMENTIS, *Phacohymentis*.

PHALACRA, Calvities.

PHALACROMA, Calvities.

PHALACROSIS, Calvities.

PHALACROTIS, Alopecia.

PHALAIÀ. A barbarous term, employed by Basil Valentine to designate a universal medicine or panacea.

PHALAN'GAL, *Phalangian*, *Phalangia-nus*. Having relation to a phalanx.

PHALANGARTHRI'TIS; from φαλαγγί, 'a phalanx,' ἄρθρον, 'a joint,' and *itis*, denoting inflammation. Gout in the fingers. Inflammation of the joints of the fingers.

PHALANGE, Phalanx.

PHALANGES DES DOIGTS, see Phalanx —p. of the Fingers, see Phalanx—p. des Orteils, see Phalanx—p. of the Toes, see Phalanx.

PHALANGETTES, see Phalanx.

PHALANGETTEN. Professor Chaussier uses this term for any thing relating to the third phalanx of the fingers or toes,—*Phalangien*, for what relates to the first,—and *Phalangienion*, to the second.

PHALANGIAN, Phalanga.

PHALANGINES, see Phalanx.

PHALANGOS'IS, *Hispid'itas*, from φαλαγγί, 'a row of soldiers.' An affection of the eyelids in which the lashes are arranged in two or three rows. See *Trichiasis*. Also, dropping of the upper eyelid, from paralysis of the levator palpebræ superioris muscle.

PHALANX, *Phalan'gè*, *Phalango'ma*, same etymon. A name given to the small bones which form the fingers and toes, because placed along side each other like a phalanx. They are distinguished into the *Phalanges of the fingers*, *Ossa seu Ag'mina seu A'cies seu Artic'uli seu Scutic'ula seu Scut'ula seu Nodi seu Interno'dia seu Scytal'ides seu Con'dyli Digt'orum Manùs*; and the *Phalanges of the Toes*, *Ossa seu Artic'uli seu Interno'dia Digt'orum Pedis*. I. *Phalanges of the fingers*, (F.) *Phalanges des Doigts*. They are, in each hand, 14,—three to each finger, and two to the thumb; and are situate one above the other. They are distinguished, numerically, reckoning from the base towards the tip of the finger. 1. The first or *metacarpal*, *Procon'dyli*, (F.) *Premières phalanges* ou *Phalanges métacarpiennes*. 2. The second or middle *phalanges*, (F.) *Secondes phalanges* ou *Phalanges moyennes*, *Phalanges*, (Ch.) 3. The third *phalanges*, *Metacon'dyli*, *Phalan'ges un'guium*, (F.) *Troisièmes phalanges* ou *Phalanges unguéales*, *unguifères*, *unguinales*, *Phalanges*, (Ch.) which terminate each finger, and support the nail. II. *Phalanges of the Toes*, (F.) *Phalanges des Orteils*. They are the same in number as those of the fingers, but much smaller, and of a very different shape.

The phalanges of a finger or toe are united with each other; and the first with the metacarpal or metatarsal bone. They are developed from two points of ossification; one for the supe-

rior extremity, and the other for the body and inferior extremity.

PHAL'ARIS CANARIEN'SIS, *Cultivated Canary Grass*, (F.) *Alpiste*. Family, Gramineæ. See *Syst. Triandria Dignynia*. The seed of this grass, *Canary seed*, (F.) *Graines d'aspic*, afford a nourishing meal. The ancients recommended them for allaying pains in the kidney and bladder.

PHALLAL'GIA, *Phalldyn'ia*, from φαλλος, 'the male organ,' and ἀλγος, 'pain.' Pain in the male organ.

PHALLANCYLOSIS, Chordee.

PHALLI'TIS; *Priapi'tis*, from φαλλος, 'the male organ,' and *itis*, a suffix denoting inflammation. Inflammation of the male organ.

PHALLOCAMPSIS, Chordee.

PHALLOCARCINO'MA, from φαλλος, 'the male organ,' and καρκίνωμα, 'cancer.' Carcinoma or cancer of the penis.

PHALLODYNIA, Phallalgia.

PHALLON'CUS; from φαλλος, 'the male organ,' and ουσος, 'swelling.' Tumefaction of the male organ.

PHALLOPSOPH'IA, from φαλλος, 'the male organ,' and ψοφος, 'a noise.' Discharge of wind from the male urethra.

PHALLORRH'A'GIA, from φαλλος, 'the male organ,' and ῥήγνμι, 'I break out.' Hemorrhage from the male urethra. Stomatosis.

PHALLORRHŒA, Gonorrhœa.

PHALLORRHOS'CHESIS, from φαλλος, 'the male organ,' ροή, 'discharge,' and ἰσχεειν, 'to withhold.' Sudden arrest of a gonorrhœal discharge.

PHALLUS, Penis.

PHANEROG'AMOUS, *Phanerogam'ic*, *Phanerogam'icus*, from φανερος, 'evident,' and γαμος, 'marriage.' An epithet used by botanists for plants whose sexual organs are apparent. It is, consequently, the opposite to *cryptogamous*.

PHANTASIA, Delirium, Imagination.

PHANTASM, *Phantas'ma*, *Phanto'ma*, *Phas-ma*, from φαίνω, 'I make appear.' A phantom, false appearance, apparition. Hallucination. Derangement of the sense of sight or of the intellectual faculties, causing objects to be perceived, which are not before the eyes.

PHANTASMA, Pseudoblopsia.

PHANTASMATOSCOPIA, *Metamorphopsia*.

PHANTASMOSCOPIA, *Metamorphopsia*.

PHANTOM, Fantom.

PHANTOMA, *Phantasma*—p. Obstetricium, Fantom.

PHARMACEIA, Poisoning.

PHARMACEUM, Apotheca.

PHARMACEUS, Apothecary.

PHARMACEUTA, Apothecary.

PHARMACEU'TIC; *Pharmacœu'ticus*, from φαρμακον, 'a medicine.' An epithet for every thing belonging to pharmacy. Thus, we say, *Pharmaceutical preparations*, &c.

PHARMACEUTICE, Pharmacy.

PHARMACEU'TIST, Apothecary.

PHARMACIEN, Apothecary.

PHARMA'COCATAGRAPHOLOG'IA, *Catagrapholog'ia*, from φαρμακον, 'a medicine,' κατα, 'beneath,' γραφή, 'a writing,' and λογος, 'a description.' The art of writing prescriptions.—J. J. Plenck.

PHARMACOCHYMIA, Chymistry, pharmaceutical.

PHARMACODYNAMICS, from *φαρμακον*, 'a medicine,' and *δυναμις*, 'power.' *Pharmacodynamica doctrina*, *Pharmacodynamiology*'*ica*. A division of pharmacology, which considers the effects and uses of medicines.

PHARMACODYNAMIOLOGIA, Pharmacodynamics.

PHARMACOGNOSIA; *Αεογνωσία*, *Αεογνωσία*, from *φαρμακον*, 'a medicine,' and *γινωσκω*, 'I know.' A division of pharmacology, which treats of simples, or unprepared medicines.

PHARMACOLOGIA, *Materia medica*.

PHARMACOMANIA; from *φαρμακον*, 'a medicine,' and *μανια*, 'mania.' One who has a mania for prescribing or for taking medicine.

PHARMACON, Poison.

PHARMACOPEIA, *Pharmacopœa*, (F.) *Pharmacopœe*; from *φαρμακον*, 'a medicine,' and *ποιω*, 'I make.' A work, containing a collection of formulæ for the preparation, &c., of medicines: generally published by authority. Formerly, a chemical laboratory, *Laboratorium chymicum seu pharmaceuticum*.

PHARMACOPEUS, Apothecary, Druggist.

PHARMACOPOLA, Apothecary, Druggist.

PHARMACOPOLE, Apothecary, Druggist.

PHARMACOPOLIUM, *Apotheca*, *Officina*, *Taberna Medica*. The shop of the druggist or apothecary, from *φαρμακον*, 'a medicine,' and *πωλειω*, 'I sell.'

PHARMACOPOSIA, from *φαρμακον*, 'a medicine,' and *ποσις*, 'a portion.' A liquid medicine, especially one that is cathartic.

PHARMACOSA MEDICAMENTA, from *φαρμακον*, 'a poison.' Medicines that contain poisonous substances.—Fallopius.

PHARMACOTHECA, *φαρμακοθηκη*, from *φαρμακον*, 'a medicine,' and *τιθημι*, 'I place.' A case for medicines.

PHARMACOTHERAPIA, from *φαρμακον*, and *θεραπεια*, 'treatment.' Cure of diseases by remedies.

PHARMACTER, Apothecary.

PHARMACUM, Medicament, Poison—p.

Ægyptiacum, **Ægyptiacum**—p. Amatorium, Philter.

PHARMACUM AD AURES, *Ægyptium Medicamentum ad Aures*. A name given to a medicine, composed of bitter almonds, white pepper, saffron, myrrh, opium, frankincense, castor, verjuice, sulphate of iron, vinegar, pomegranate bark, unguentum nardinum, &c. It was believed to be useful for cleansing fetid ulcers in the ears.

PHARMACURGICUS, Apothecary.

PHARMACURGUS, Apothecary.

PHARMACY, *Pharmacia*, *Pharmaceuticæ*, *Pharmacias*, from *φαρμακον*, 'a medicine.' The art which teaches the knowledge, choice, preservation, preparation, and combination of medicines. It was formerly divided into *Galenical* and *Chymical*. The former, called after Galen, embraced the operations undertaken on medicines without chymistry—the latter, *Chymical Pharmacy* or *Pharmaceutic Chymistry*, *Pharmacochymia*, comprised the preparation of medicines, founded on the chymical action of their principles.

PHARMAXIS, Pharmacy.

PHARUS, Pharynx.

PHARYGATHRON, Pharynx.

PHARYGETHRUM, Pharynx.

PHARYNGÆUM, (SAL.), from *pharynx*.

A compound of cream of tartar, nitrate of potassa, burnt alum, and distilled vinegar. It was formerly employed, united with honey and plantain water, to make gargles, which were advised in quinsy.

PHARYNGÆ, Pharyngeal.

PHARYNGÆAL, *Pharyngæus*, (F.) *Pharyngé*, *Pharyngien*. That which relates to the pharynx. A name given to the muscles, vessels, and nerves of the pharynx.

PHARYNGEAL ARTERIES. These are two in number. The one—*superior* or *pterygo-palatine*, *Ramus Pharyngæus superior* of Haller—arises from the internal maxillary at the base of the zygomatic fossa, passes through the pterygo-palatine canal, and proceeds to be distributed to the pharynx and the corresponding part of the Eustachian tube. The other—the *inferior*—*Pharyngæa ascendens* of Haller—arises from the external carotid, on a level with the facial. It ascends along the lateral and posterior part of the pharynx, and divides into two branches: the one—the *pharyngeal*, properly so called—is distributed to the pharynx; the other—the *meningeal*—gives its branches particularly to the dura mater.

PHARYNGEAL NERVE:—a branch sent by the pneumogastric to the pharynx. It descends behind the internal carotid; communicates with the glosso-pharyngeal; and divides, opposite the middle constrictor of the pharynx, into a great number of filaments, which anastomose, in a multitude of different directions, with filaments of the glosso-pharyngeal nerve, of the superior laryngeal branch, and of the first cervical ganglion. These different nervous filaments united constitute the *pharyngeal plexus*, the irregular meshes of which send numerous ramifications to the pharynx.

PHARYNGEAL VOICE, see Voice.

PHARYNGEMPHRAXIS, from *φαρυγξ*, 'the pharynx,' and *εμφραξις*, 'obstruction.' Obstruction of the pharynx.

PHARYNGETHRON, Pharynx.

PHARYNGEURYSMA, Pharyngocele.

PHARYNGICUS, Pharyngeal.

PHARYNGIEN, Pharyngeal.

PHARYNGITE, Cynanche pharyngea—p. *Tonsillaire*, Cynanche tonsillaris.

PHARYNGITIS, Cynanche pharyngea.

PHARYNGITIS APOSTEMATOSA. Abscess of the pharynx.

PHARYNGITIS, DIPHTHERITIC, *Angina pseudo-membranacea*, *A. membranacea*, *A. pellucida*'*ris*, *A. plastica*, *A. Diphtheritica*, *A. maligna*, *A. pseudo-membranosa*, *A. pestilentialis*, *Pharyngocacæ*, *Pseudo-membranous Inflammation of the Throat*, (F.) *Angine couenneuse*, *A. gutturale couenneuse*, *A. pseudo-membraneuse*, *A. plastique*, *A. diphthérique*. Diphtheritic inflammation of the pharynx. See Cynanche maligna.

PHARYNGITIS, FOLLICULAR, *Follicular Inflammation of the Pharynx*, *Aene of the Throat*. Inflammation and enlargement of the follicles of the pharynx, occasionally extending to the larynx. Sometimes termed *Clergyman's Sore-throat*, and *Tubercles of the Larynx and Fauces*.

PHARYNGITIS, GANGRENOUS, Cynanche maligna.

PHARYNGOCELE, Pharyngitis diphtheritic.

PHARYNGOCELĒ, *Pharyngeurysma*, *Di-*

verticulum seu *Hernia* seu *Prolapsus Œsophagi* vel *pharyngis*, *Œsophagus succenturiatus*; from φαρυγῆ, 'the pharynx,' and κήλη, 'a tumour.' An enlargement at the upper part of the gullet, in which the food sometimes rests in considerable quantity.

PHARYNGODYNIA, from φαρυγῆ, 'the pharynx,' and ὄδυνη, 'pain.' Pain in the pharynx.

PHARYNGOGLOSSAL, *Glossopharyngeal*, *Pharyngoglossianus*. That which belongs to the pharynx and tongue.

PHARYNGOGLOSSAL NERVE, *Glossopharyngeal Nerve*, *Lingualis lateralis*, (F.) *Nerv Glosso-pharyngien*, *Pharyngoglossien*—a portion of the eighth pair—arises from the superior and lateral parts of the spinal marrow, between the facial and pneumogastric nerves, by several filaments, which soon unite into a single cord, that passes out of the cranium by the foramen lacerum anterius; goes downwards and forwards, and gains the posterior and inferior part of the tongue. Immediately after its exit from the cranium, it gives a branch to the meatus auditorius externus, and receives a filament from the facial, and another from the pneumogastric nerve. It then furnishes two other filaments, which descend upon the carotid artery, and unite at the bottom of the neck with branches from the cervical ganglions and cardiac nerves, and give two filaments to the stylo-pharyngeus muscle. The glossopharyngeus, after sending a twig or two to the tonsil, to the upper part of the pharynx and membrane of the epiglottis, divides into many branches, which run partly to the margin, and partly to the middle of the root of the tongue; supplying, especially, the papillæ majores, and the parts in their neighbourhood.

By some, this nerve is regarded as the controller of the associated motions of the tongue and pharynx. By others, it is esteemed to be the special nerve of gustation.

PHARYNGOGRAPHY, *Pharyngographia*, from φαρυγῆ, 'the pharynx,' and γραφή, 'a description.' An anatomical description of the pharynx.

PHARYNGOLOGOGY, *Pharyngolog'ia*, from φαρυγῆ, 'the pharynx,' and λόγος, 'a discourse.' The part of anatomy which treats of the pharynx.

PHARYNGOLYSIS, *Pharyngoplegia*.

PHARYNGOPARALYSIS, *Pharyngoplegia*.

PHARYNGOPLEGIA, from φαρυγῆ, 'the pharynx,' and πλῆσις, 'I strike.' *Dysphagia paralytica*, *D. torpida*, *D. atonica*, *Angina paralytica*, *Asthemia Deglutitivis*, *Pharyngoplegia*, *Pharyngoparalyticis*, *Paralyticis Œsophagi*, *Gulæ Imbecillitas*. Paralysis of the pharynx or œsophagus: commonly a symptom of general paralysis, or of approaching dissolution.

PHARYNGORRHAGIA; from φαρυγῆ, 'the pharynx,' and ραγή, 'rupture.' Hemorrhage from the vessels of the pharynx.

PHARYNGOSPASMUS; from φαρυγῆ, 'the pharynx,' and σπασμος, 'spasm.' Spasm or cramp of the pharynx.

PHARYNGOSTAPHYLINUS, *Palato-pharyngeus*.

PHARYNGOTOME, *Pharyngotomus*, from φαρυγῆ, 'the pharynx,' and τέμνω, 'I cut.' An instrument, invented by J. L. Petit, and used to scarify inflamed tonsils, and to open ab-

cesses, which form in the parietes of the pharynx. It is composed of a long, narrow blade with a lancet point, enclosed in a sheath or canula of silver slightly curved. This instrument is carried to the part to be cut, and the point of the blade is made to pass out of the sheath, by pressing on a button at the end of the pharyngotome. A spring causes the blade to re-enter as soon as the pressure is removed.

PHARYNGOTOMY, *Pharyngotomia*; same etymon. Some authors have used this word synonymously with œsophagotomy. It means, also, scarification of the tonsils, or an incision, made for opening abscesses there, &c.

PHARYNX, *Pharyx*, *Pharynx*, *Gula*, *Læmas*, *Fauces*, *Pharygæthrum*, *Pharyngæthron*, *Pharyngæthros*, *Pharyngæthron*, *Ischmos*, *Isthmion*, *Ingluvies*, *Principium Gulæ*, *Os posterum*, (F.) *Arrière-bouche*, *Gosier*. A species of musculo-membranous, symmetrical canal, on the median line, irregularly funnel-shaped, and situate between the base of the cranium and the œsophagus, in front of the vertebral column. It is very narrow above; but dilates in the middle, and again contracts below, at its junction with the œsophagus. Into the anterior paries of the pharynx open, successively, from above to below,—the posterior orifices of the nasal fossæ; the Eustachian tubes; the posterior aperture of the mouth, and the top of the larynx. The pharynx is formed, externally, of a muscular coat, and, internally, of a mucous membrane, which is continuous, above, with the Schneiderian membrane; and in the middle, with that of the mouth; below, with that of the œsophagus; and, at the sides, with that of the Eustachian tubes. This membrane has no villi, and presents only a few inequalities, which are owing to the presence of muciparous follicles. The muscular coat of the pharynx is composed of the constrictor muscles, stylopharyngei, and pharyngostaphylini. The vessels and nerves are called 'pharyngeal.' The pharynx serves as a common origin for the digestive and respiratory passages. It gives passage to the air, during respiration; and to the food at the time of deglutition.

PHARYNX, FOLLICULAR INFLAMMATION OF THE, *Pharyngitis follicular*.

PHARYX, *Pharynx*.

PHASELUS, *Phaseolus vulgaris*.

PHASEOLUS VULGARIS, *Phasiolus*, *Phaseolus*, *Phaseolus*, *Faseolus*, *Bona*, *Boona*; the *Kidney Bean*; the *French Bean*, (F.) *Haricot*. *Family*, Leguminosæ. *See Syst. Diadelphia Decandria*. When young and well boiled, this is easy of digestion, and delicately flavoured. It is less flatulent than the pea.

PHASEOLUS CRETICUS, *Cajan*, *Cayan*. A decoction of the leaves, according to Ray, restrains the hemorrhoidal flux when excessive.

PHASIANUS GALLUS, so called from the river *Φασίς*, in Colchis, near the Black Sea: (F.) *Cog*. The parts of generation of the cock, dried and pulverized, were formerly regarded as proper for increasing the quantity of semen. The fat was used as emollient and resolvent; the brain, in diarrhœa; the gall, in freckles and diseases of the eyes. These phantasies are now abandoned.

PHASIOLOUS, *Phaseolus vulgaris*.

PHASMA, *Phantasm*.

PHATNE, *Alveolus*.

PHATNION, Alveolus.

PHATNORRHAG'IA, *Stomatorrhag'ia alveolo'rum*, from φατιον, 'an alveolus,' and ρηγνυμι, 'I break forth.' Hemorrhage from the alveoli.

PHASUSIN'GES, φασιγυεις; plural of φασιγεις, from φασι, 'I roast.' Spots or blisters on the legs, produced by heat; and, in a more extensive signification, by any other cause. Also, a pustule.—Fœsius.

PHELLANDRE, *Phellandrium aquaticum*.

PHELLANDRIUM AQUATICUM, *Phellandrium*, *Enan'thè phellan'drium*, *Feniculum aquaticum*, *Cicutaria aquatica*, *Water Fennel*, *Fine-leaved Water Hemlock*, (F.) *Phellandre*, *Fenouil d'eau*, *Cigue d'eau*. Family, Umbellifera.—*Sec. Syst.* Pentandria Digynia. This plant is stimulant and narcotic. It has been used in intermittents and dyspepsia. It has, also, been given in phthisis pulmonalis, and in cases of scrofulous atonic ulcers.

PHENIG'MUS, *Phœnig'mus*, *Phœnig'mus*, from φαινε, 'red.' *Red Jaundice*. A cutaneous affection, consisting of redness diffused over the skin, without fever. Sauvages makes it a genus of his order *Ictericia*. Also, the act of irritating a part by a stimulating application.

PHÉNOMÈNE, Phenomenon.

PHENOMENON, *Phenomenon*, (F.) *Phénomène*, from φαίνομαι, 'I appear.' An extraordinary and unexpected event. In *Medicine*, it means any change, appreciable by our senses, which supervenes in an organ or function:—as the *phenomena* of the circulation, respiration, &c. It is used in pathology, synonymously with symptom.

PHEUGOPHOBIA, Hydrophobia.

PHEUGYDRON, Hydrophobia.

PHIALA, A *Phial* or *Vial*, (F.) *Fliale*. A small bottle, in which apothecaries are in the habit of sending out their mixtures, draughts, &c.: hence called *Medicine Vials*, (F.) *Fliales à Médecine*. They are usually sold in grosses, and assorted into vials of oz. 8; oz. 4; oz. 3; oz. 2; oz. 1½; oz. 1; and oz. ½.

PHILADYNAMICA, Debilitants.

PHILANTHROPUS, *Galium aparine*.

PHILETRON, Philter.

PHILETRUM, *Lacuna labii superioris*.

PHILATROS, φιλιατρος, from φιλειω, 'I love,' and ιατριχη, 'medicine.' An amateur of medicine. One who studies medicine; *Studio'sus medici'næ*.

PHILOBIO'SIS, (F.) *Philobiosis*: from φιλειω, 'I love,' and βιος, 'life.' The love of life.

PHILEN'IA, from φιλειω, 'I love,' and οινος, 'wine.' Love of wine. Addiction to wine.

PHILOGYNIA, *Muliebrositas*.

PHILONIUM LONDINENSE, Confectio opii.

PHILOPATRIDALGIA, Nostalgia.

PHILOPATRIDOMANIA, Nostalgia.

PHILOSOPHER'S STONE, see Alchymy.

PHILOSOPHIA CORPORIS VIVI, Physiology—p. Hermetica, Alchymy—p. per Ignem, Chymistry.

PHILTER, from φιλειω, 'I love.' *Philtrum*, *Phil'teron*, *Phar'macum* vel *Poc'ulum amato'rium*, *Amato'rium venefico'rum*, (F.) *Phil'tre*. A medicine or drink considered capable of causing love.

PHILTRUM, *Lacuna labii superioris*.

PHILYRA, *Tilia*.

PHIMA, Phyma.

PHIMOS, Capistrum.

PHIMO'SICUS. Relating to Phimosis.

Sauvages calls *Ischuria phimosica*, *Ischuria urethralis à phimo'si*, the retention of urine which depends upon phimosis.

PHIMO'SIS, *Phymo'sis*, *Capistratio*, *Epagog'ium*, *Ligatu'ra glandis*, *Strictu'ra præputii*, from φημι, 'I bind up.' A disease which consists in a preternatural narrowness of the opening of the prepuce, so that it cannot be carried behind the corona glandis. This affection is most commonly congenital. Sometimes it is accidental, and dependent upon tumefaction of the glans, or of the prepuce, as occurs in syphilis. To remedy this state, the prepuce may be divided by means of a bistoury and director; or circumcision may be practised.

PHIMOSIS ADNATA seu CONGENITA seu PUERILIS, Congenital phimosis—p. Circumligata, Paraphimosi—p. Congenita, P. adnata.

PHIMO'SIS ŒDEMATO'ES, *Hydrophimo'sis*. Phimosis with œdematous swelling of the prepuce.

PHIMOSIS PUERILIS, Ph. adnata.

PHLASMA, Contusion.

PHLEBARTERIODIALYSIS, see Aneurism.

PHLEBECTA'SIA, *Phlebec'tasis*, from φλεψ, 'a vein,' and εκτασι, 'dilatation.' Dilatation of a vein, or of a portion of a vein.—Alibert.

PHLEBECTIARCTIE. A mongrel term, from φλεψ, 'a vein,' and αρκτο, 'I contract.' Contraction of a vein.

PHLEBES, (Arteries.) See Artery.

PHLEBEURYSMA, Varix.

PHLEBION, diminutive of φλεψ, 'a vein.' A vein.—Hippocrates. A small vein.—*Ve'nula*.

PHLEBITIS, *Inflammat'io venarum*, (F.) *Inflammation des veines*, from φλεψ, 'a vein,' and ιτις, the termination for inflammation. Inflammation of the inner membrane of a vein, which sometimes follows blood-letting, and extends from the small wound made in that operation to the neighbouring parts of the venous system. The symptoms are, first, inflammation in the punctured part; and, afterwards, a knotty, tense, painful cord, following the direction of the vessel, and accompanied with more or less fever, according to the extent of the inflammation, the nervous symptoms, &c. Phlebitis, also, sometimes supervenes on the ligature or excision of varices; after amputation, gun-shot wounds, delivery (*Uterine Phlebitis*, *Metrophlebitis puerperalis*, *Phlebitis uterina*, *Metricitis venosa*), the ligature of the umbilical cord, &c. It may terminate by resolution, suppuration, ulceration, or gangrene.

PHLEBITIS CRURAL, Phlegmatia dolens—p. Uterina, see Peritonitis—p. Uterine, see Peritonitis, and Phlebitis.

PHLEBOG'RAPHY, *Phlebogra'phia*, from φλεψ, 'a vein,' and γραφη, 'a description.' A description of the veins.

PHLEBOLITE, *Phlebolithus*, *Vein stone*, from φλεψ, 'a vein,' and λιθος, 'a stone.' A loose concretion, varying in size from that of a currant to that of a pea, occasionally found in the veins. It would seem to be formed in the blood.

PHLEBOLITHUS, Phlebolite.

PHLEBOLOGY, *Phlebolog'ia*, from φλεψ, 'a vein,' and λογος, 'a discourse.' The part of anatomy which treats of the veins.

PHLEBOPALIA, from φλεψ, 'a vein,' and παλλω, 'I palpitate.' With the ancients, *pulsation*, which they conceived to be produced by the veins. See Pulsus venarum.

PHLEBOPHTHALMOTOMIA, *Ophthalmoplebotomia*, from φλεψ, 'a vein,' οφθαλμος, 'the eye,' and τεμνω, 'I cut.' Blood-letting in the eye.

PHLEBOPLEOROSIS ECPHRACTICA, Inflammation.

PHLEBORRHAGIA, from φλεψ, 'a vein,' and ρηγνυμι, 'I break out.' Rupture of the veins; and, in a more extensive sense, venous hemorrhage.

PHLEBORRHEXIS, from φλεψ, 'a vein,' and ρηξις, 'rupture.' Rupture of a vein. Also, hemorrhage from a vein, *Phleborrhagia*.

PHLEBOTOMIST, from φλεψ, a vein,' and τεμνω, 'I cut.' A bleeder. One who practises particularly the art of phlebotomy. See Blood-letting.

PHLEBOTOMUM, Fleam.

PHLEBOTOMY, see Blood-letting.

PHLEBS, Vein.

PHLEDONIA, Delirium.

PHLEGM, *Phlegma*, *Pituita*, *Mucus*, (F.) *Pituita*. One of the four natural humours of the ancients, which, according to them, was cold and moist, as atrabillis was cold and dry. It predominated, especially, in winter.

Pituita was afterwards applied to every aqueous or excrementitious humour, such as the saliva, nasal and intestinal mucus, serum, &c. The terms *phlegm* and *pituita* are no longer used in physiology,—the different humours having received particular names; but the vulgar still use *phlegm* to designate a stringy mucus, expectorated, or rejected by vomiting. The ancient chymists gave the name 'phlegm' to aqueous, insipid, and inodorous, products obtained by subjecting moist vegetable matters to the action of heat.

PHLEGMANARIUM CRASSUM, Nasal mucus—p. Vitrioli, Sulphuric acid (very dilute.)

PHLEGMAGOGUE, *Phlegmagogus*; from φλεγμα, 'phlegm,' and αγω, 'I expel.' A medicine, formerly believed capable of "cutting" or removing phlegm.

PHLEGMOPYRA, Fever adeno-meningeal.

PHLEGMASIA, Inflammation, Phlegmon—p. Adenosa, Adenitis—p. Alba dolens puerperarum, Ph. dolens—p. Cellularis, Induration of the cellular tissue—p. Glandulosa, Adenitis—p. Myoica, Myositis—p. of the Peritoneum, Peritonitis.

PHLEGMATIA, from φλεγμα, 'phlegm.' Oedema, Anasarca, Hydrops.

PHLEGMATIA DOLENS, *P. lactea*, *P. dolens puerperarum*, *P. alba dolens puerperarum*, *Leucophlegmasia dolens puerperarum*, *Scelonicus*, *Scelal'gia puerperarum*, *Anasarca serosa*, *Ephy'ma ademat'icum*, *Spargano'sis puerperarum*, *Echymo'ma lymphat'icum*, *Is'chias a spargano'si*, *Oede'ma puerperarum*, *Oed. lacteum*, *Infarctus lactei extremitatum*, *Metastasis lactis*, *Hyster'al'gia galactica*, *Hydrophlegmasia testis cellulosi*, *Crural Phlebi'tis*, *White leg*, *Swelled leg*, *White swelling of lying-in women*, (F.) *Oedème des nouvelles accouchées*, *Oedème douloureux des femmes en couche*, *Dépot lacteux sur la cuisse*, *Oedème actif des nouvelles accouchées*, *Enflure ou Engorgement des*

jambes et des cuisses de la femme accouchée, *E. lacteux des membres abdominaux*. It occurs, for the most part, in the second or third week after delivery:—is limited to the lower extremity, and chiefly to one side; exhibiting to the touch a feeling of numerous irregular prominences under the skin. It is hot, white, and unyielding; and is accompanied, sooner or later, with febrile excitement. After a few days, the heat, hardness, and sensibility diminish, and the limb remains œdematous for a longer or shorter period. The disease frequently, if not generally, consists in the obstruction of the iliac or other veins. Owing to the pressure of the gravid uterus—the flow of blood being obstructed—the serous part of it is thrown out into the cellular membrane of the limb. Sometimes the vein is found completely obliterated.

The treatment consists in the use of antiphlogistics:—the application of leeches or cupping-glasses near the groin: fomentations to the limb, &c.; and, when the active state has subsided, the use of a roller, applied gently at first, hut, afterwards, gradually tightened.

PHLEGMATIA LACTEA, *P. dolens*.

PHLEGMATIAE, see Empresma—p. Membranosa et parenchymatosa, Empresma.

PHLEGMATOPYRA, Fever, adeno-meningeal.

PHLEGMATORRHAGIA, *Phlegmatorrhœa*, *Catarrh*, from φλεγμα, 'phlegm,' and ρεω, 'I flow.' Stahl and his partisans gave this name to a copious secretion, by the nostrils, of a limpid and thin mucus, without inflammation. It is the *Coryza Phlegmatorrhœa* of Sauvages. See Coryza.

PHLEGMHYMENTIS, Phlegmymenitis.

PHLEGMON, from φλεγω, 'I burn.' *Phlogosis phlegmonè*, *Phlogmonè*, *Phlegmasia*, *Incedivum*, *Inflammati'o*. Inflammation of the cellular texture accompanied with redness, circumscribed swelling, increased heat and pain; which is, at first, tensive and lancinating; afterwards, pulsatory and heavy. It is apt to terminate in suppuration. It requires the antiphlogistic treatment, until suppuration seems inevitable, when the suppuration must be encouraged as the next favourable termination to resolution.

PHLEGMON PÉRINÉPHRÉTIQUE, Periphrenitis.

PHLEGMONE, Inflammation—p. Mammæ, Mastodynia apostematosa—p. Mastodynia, Mastodynia apostematosa—p. Parotidæa, Parotis—p. Peritonæi, Peritonitis—p. Parulis, Parulis—p. Musculorum, Myositis—p. Ventriculi, Gastritis.

PHLEGMONODES, Phlegmonous.

PHLEGMONOUS, *Phlegmonodes*, from φλεγμα, 'a phlegmon,' and ιδος, 'resemblance.' That which relates or belongs to a phlegmon.

PHLEGMONOUS INFLAMMATION is the active inflammation of the cellular membrane; in contradistinction to erysipelatos inflammation; or that of the skin.

PHLEGMOPYRA, Fever, adeno-meningeal.

PHLEGMORRHAGIA, Blennorrhœa.

PHLEGMORRHAGIE PULMONAIRE, Bronchorrhœa.

PHLEGMORRHŒA, Blennorrhœa.

PHLEGMYMENTIS, *Phlegmymenitis*, from φλεγμα, 'phlegm,' υμν, 'a membrane,'

and *itis*, the termination for inflammation. Inflammation of a mucous membrane.

PHLEGMYENITIS ENTERICA, see Enteritis.

PHLEPS, Vein.

PHLOGIA, Inflammation.

PHLOGICUS, Inflammatory.

PHLOGISTICI, Empresma.

PHLOGISTICUS, Inflammatory.

PHLOGISTON, Hydrogen.

PHLOGMUS, Verbascom thapsus.

PHLOGO'DES, from φλογε, 'flame,' and εἶδος, 'resemblance.' *Inflamed, Inflammatus, Inflammatorius*, Inflammatory. An epithet employed, particularly to express the red colour of the face.

PHLOGOPYRUS, Synocha.

PHLOGOSED, Inflamed.

PHLOGO'SIS, *Incidium, Inflammation*.

Some writers use this word exclusively for external inflammation—phlegmon; others, for those that are superficial or erysipelätous.

PHLOGOT'ICA, *Inflammations*. The second order in the class *Hæmatica* of Good.

PHLOIOS, Cortex.

PHLOMUS, Verbascom thapsus.

PHLOS, Cortex.

PHLORIDZINE, *Phloridzi'na, Phloridzin*, from φλοος, 'inner bark,' and ριζα, 'root.' The bitter or active principle of the root and trunk of the apple, pear, cherry, and plum tree. It is deposited from the decoction on cooling; crystallizes in silky spicula of a dead white colour, when in masses, or in long slender prisms or tables, when crystallized with care. 1000 parts of water, at a temperature of from 32° to 71°, only dissolve about one part; but at from 70° to 212°, it is dissolved in all proportions. It is very soluble in pure alcohol, but only slightly so in ether; s. g. 1.429. It has been administered successfully in intermittents,—10 to 20 grains being generally required to arrest the paroxysm. It may be given either in the form of pill or powder.

PHLOUS, Cortex.

PHLOX, Verbascom thapsus.

PHLYCTÆ'NA, *Phlyctæ'nis, Phlyctis, Phlyza'cion, Ampulla, Holophlyctides, Phlyctides, Phlysts*, from φλύξω, 'I boil.' Tumours, formed by the accumulation of a serous fluid under the epidermis.

PHLYCTÆNULA, see Hydatid.

PHLYCTENOID, *Phlyctenoï'des*. Resembling phlyctænæ. An epithet for a variety of herpes.

PHLYCTEN'ULAR, same etymon. Of or belonging to phlyctænula,—as *phlyctenular ophthalmia*, inflammation of the eye, accompanied with phlyctænulæ on the cornea.

PHLYCTIDES, Phlyctæna.

PHLYCTID'IUM, same etymon. A circular or annular spot of inflammation of the corium, encircled by a red ring or zone, within which suppuration takes place. The genuine small-pox pustule, and that produced by the application of tartar emetic ointment are examples of it.

PHLYCTIS, Phlyctæna.

PHLYSIS, from φλύξω, 'I am hot,' 'I boil.' A cutaneous eruption. An ulcerative, subcutaneous tumour: flat, tensile, glabrous; diffused, hot, throbbing; at length fluctuating, with an acrid ichor.—Good.

PHLYSIS, Phlyctæna—p. Ecthyma, Ecthyma

—p. Impetigo, Impetigo—p. Porrigo, Porrigo—p. Scabies, Psora.

PHLYZACIA, Ecthyma.

PHLYZACION, Phlyctæna.

PHOBODIPSON, Hydrophobia.

PHOCOM'ÈLES, from φακη, 'a seal,' and μελος, 'a limb.' A genus of monsters, in which the limbs are shortened; the hands and feet appearing to exist alone, and to be inserted immediately on the trunk, as in the seals and the herbivorous cetacea.—J. G. St. Hilaire.

PHENICISMUS, Rubecola.

PHENIGMUS, Phenigmus—p. Petchialis, Purpura simplex.

PHENIX DACTYLIFERA, Date tree.

PHONAT'ION, *Phonatio*, from φωνη, 'voice.' The physiology of the voice.

PHONE, Voice.

PHONICA, φωνικα, from φωνη, 'voice.'

The first order of the class *Pneumatica* in Good's Nosology. Defined: diseases affecting the vocal avenues:—the passage of the voice impeded, or its power suppressed or depraved.

PHONON'OSI, *Phononou'si*, from φωνη, 'the voice,' and νοσος, 'a disease.' *Phonopathi'æ. Morbi vocis*. Diseases of the voice.

PHONOPATHIA, Phononosi.

PHORA, Gestation.

PHORBE, Pabulum.

PHORONOM'IA, from φεροναι, or φερομαι, 'I put myself in motion,' and νομος, 'law.' The doctrine of muscular motion.

PHOROUS, from φερω, 'I carry.' A suffix denoting conveyance. Hence, *Galactophorous*, &c.

PHOS, Light.

PHOSPHAS CALCICUM STIBIATUM, Antimonial powder—p. Calcis stibiatus, Antimonial powder—p. Natricum, Soda, phosphate of.

PHOSPHAT'IC, *Phosphaticus*, from *Phosphorus*. Relating to the phosphates; hence the *Phosphat'ic Diathesis* is the habit of body which favours the deposition of the phosphates from the urine.

PHOSPHORE, Phosphorus.

PHOSPHORÈNESES. M. Baumes unites, under this generic name, diseases which he attributes to disordered phosphorization; i. e. to excess or deficiency of calcareous phosphate or its decomposition. Amongst these affections he ranks rachitis, osteo-malacia, and gout.

PHOSPHORES'CENCE, *Phosphorescentia*. The property possessed by certain bodies of being luminous in obscurity, or under particular circumstances.

PHOSPHORIC ACID, *Ac'idum phosphoricum*, (F.) *Acide Phosphorique*. A solid, colourless compound; highly sapid; very soluble in water, and vitrifiable by fire. It exists in bones combined with lime. It has been employed in medicine in the form of lemonade, in passive hemorrhage, typhus, phthisis, marasmus, &c., and in injection in cases of cancer of the uterus. It does not seem preferable to other acids.

PHOSPHORURIA, Urine, phosphorescent.

PHOSPHORUS, *Phosphorum, Autophosphorus, Ignis philosophicus, Lumen constans*, from φως, 'light,' and φερω, 'I carry.' (F.) *Phosphore*. 'A light carrier.' An elementary or undecomposed substance; not metallic; solid; transparent or semitransparent; colour-

less; brilliant; flexible; of a sensible garlic odour; very inflammable, and susceptible of combining with the oxygen of the atmosphere, at even the ordinary temperature. It does not exist pure in nature, but is found frequently united to other bodies.

Phosphorus has been used in medicine, dissolved in ether or suspended in the yolk of egg, as a stimulant; but the greatest precautions are necessary in its administration: hence it is rarely employed.

PHOSPHURIA, Urine, phosphorescent.

PHOTODAMPNIS, Refraction.

PHOTOMANIA, from φως, 'light,' and *mania*. Insane delirium induced by light.

PHOTOPHOBIA, from φως, 'light,' and φοβος, 'fear.' Aversion to light:—intolerance of light. Nyctalopia.

PHOTOPHOBICUS, Lucifugus.

PHOTOPHOBOPHTHALMIA, Nyctalopia.

PHOTOPHOBUS, Lucifugus.

PHOTOPSIA, *Visus lucidus*, from φως, 'light,' and οψ, 'the eye.' A false perception of light, as of sparks, flashes of fire, &c. occasioned by certain conditions of the retina and brain. See *Metamorphopsia*.

PHRAGMOS, φραγμος, from φρασσω, 'I enclose.' A row of teeth.

PHRASIS, Voice, articulated.

PHRASUM, Marrubium.

PHREN, φρη, 'the mind.' Also, the diaphragm, and scrobiculus cordis.

PHRENES, Diaphragm.

PHRENESIA, Phrenitis.

PHRÉNÉSIE, Phrenitis.

PHRENESIS, Delirium, Phrenitis.

PHRENETIASIS, Delirium, Phrenitis.

PHRENETISMUS, Phrenitis.

PHRENIC, Diaphragmatic.

PHRENICA, from φρη, 'the mind.' Diseases affecting the intellect; characterized by error, perversion, or debility of one or more of the mental faculties, (*Phrenopathia*.) The first order of the class *Neurotica* of Good.

PHRENICULA HYDROCEPHALICA, Hydrocephalus internus.

PHRENISMUS, Phrenitis.

PHRENITIS, *Phrenetisis*, *Phrenesia*, *Phrenetiasis*, *Phrenismus*, *Phrenetismus*, *Cephalitis*, *Cephalalgia inflammatoria*, *Karabitus* (Arab.), *Sibare*, *Sphacelismus cerebri*, *Empresma cephalitis*, *Siriasis*, *Seiriasis*, *Sideratio*, *Inflammatio phrenitis*, *Encephalitis*, *Cavema phrenitis*, *Phrensy*, *Delirium*, *Brain Fever*, (F.) *Phrénésie*, *Inflammation du cerveau et du cervelet*, from φρη, 'the mind,' and *itis*, denoting inflammation. A disease characterized by violent pyrexia, pain in the head, redness of the face and eyes, intolerance of light and sound, watchfulness, and delirium, either furious or muttering. Its causes are the same as those of other inflammations: sometimes, however, it is induced by a *Coup de soleil*; by inebriation; violent mental emotions, &c. Some authors have given the name *Phrenitis* and *Meningitis* to inflammation of the membranes of the brain; and that of *Cephalitis*, *Encephalitis*, or *Cerebritis* to inflammation of the substance of the brain; but there are no pathognomonic symptoms, which can lead us to refer the seat of the disease to either of those parts exclusively. Phrenitis is, of course, a very dangerous affection, from the importance of the organ con-

cerned. The most active treatment must necessarily be pursued. Repeated bleeding; purging; the application of ice to the shaved head; a position in which the head is raised; and the avoiding of irritation of every kind;—form the remedial means during the violent stage. After this has yielded, counter-irritants to the nape of the neck or to other parts of the body will be useful adjuvants. When the brain and meninges were affected only symptomatically, as in inflammation of the diaphragm, the disease was formerly called *Paraphrenitis*.

Hydrocephalus acutus is a variety of phrenitis.

PHRENITIS CALENTURA, *Coup-de-soleil*—p. Latrans, Hydrophobia—p. Potatorum, Delirium tremens—p. Verminosa, Vercoquin.

PHRENOLOGY, Craniology.

PHRENOPATHIA, see Phrenica.

PHRENOPATHIA ÆTHÉREA. The aggregate of encephalic phenomena induced by the inhalation of ether.

PHRENSY, Phrenitis.

PHRICASMUS, Horripilation.

PHRICE, Horripilation.

PHRICIA, Horripilation.

PHRICIASIS, Horripilation.

PHRICODES (FEBRIS), from φρη, 'a shivering;' *Horrifica*. A fever in which the chill is very intense and prolonged.

PHRYAGMA, Shuddering.

PHRYCTE, Colophonias.

PHRYGIUS (LAPIS.) An earthy matter, found in Phrygia and Cappadocia, and formerly employed as an astringent.—Gorræus.

PHTHARMA CALIGO, Caligo—p. Cataracta, Cataract—p. Glaucoma, Glaucoma.

PHTHEIR, Pediculus.

PHTHEIREMIA; from φθειρω, 'I corrupt,' and αιμα, 'blood.' A state in which the plastic powers of the blood are deteriorated.

PHTHEIRIASIS, *Phthiriasis*, from φθειρω, 'a louse;' *Morbus pediculusus*, *M. pedicularis*, *Prurigo pedicularis*, *Pediculatio*, *Malis pediculi*, *Petalé*, *Lousiness*, *Lousy disease*, (F.) *Maladie pédiculaire*, *Phthiriasis*. A disease which consists in the excessive multiplication of lice on the human body, under conditions in which it does not ordinarily take place, and in spite of cleanliness. It has been asserted that the affection has often caused death. Simple and medicated baths have been recommended for its removal; lotions of the decoction or infusion of tobacco and stavesacre, mercurial frictions, &c.

PHTHEIRIUM, Delphinium staphisagria.

PHTHEIROCTONUM, Delphinium staphisagria.

PHTHINAS, Phthisis.

PHTHINODES, Phthisicus.

PHTHIRIASIS, Phthiriasis.

PHTHIRIASIS, Malis, Phthiriasis.

PHTHIRIUM SCABIEI, see Psora.

PHTHIRIUS, Antiparasitic—p. Inguinalis, see Pediculus.

PHTHIROCTONUS, Abortive.

PHTHIROPORON, Autumn.

PHTHISES: same etymon as Phthisis. In the classification of Fuchs, diseases attended with ulceration, hectic fever, and emaciation.

PHTHISIC, Phthisis.

PHTHISICUS, *Phthinos*, *Tabidus*, *Phthisical*, (F.) *Poirinaire*; same etymon as phthi-

sis. Belonging to phthisis. Also, one labouring under phthisis.

PHTHISIE, *Phthisis pulmonalis*—*p. Calculense*, Calculi, pulmonary, see *Lithiasis pulmonum*—*p. Carcinomatense*, Phthisis, cancerous—*p. avec Mélanose*, Anthracosis pulmonum—*p. Mésentérique*, Tabes mesenterica.

PHTHISIOLOGY, *Phthisiolog'ia*, from φθισις, and λογος. A treatise on phthisis.

PHTHISIOSIS, Tubercular consumption.

PHTHISI-PNEUMONIA, *Phthisis pulmonalis*.

PHTHISIS, *Phthoë*, *Phthinas*, *Tabes*, *Tecodon*, *Consumption*, *Decline*, from φθισις, 'I dry, I fade.' This word, taken in a general sense, means progressive emaciation of every part of the body. It is usually, however, restricted to phthisis pulmonalis.

PHTHISIS, BLACK, see *Anthracosis*.

PHTHISIS, BRONCHIAL, *Phthisis bronchia'lis*. Phthisis occasioned by the pressure of enlarged tuberculous bronchial glands, which, not unfrequently, communicate with caverns in the lungs or with the bronchia.

PHTHISIS CALCULOSA, *Lithiasis pulmonum*.

PHTHISIS, CANCEROUS, *Scirrhus*, *Carcinoma* et *Fungus Pulmonum*, *Medullary* or *Encephaloid Tumour of the Lung*, (F.) *Cancer du Poumon*. Cancer of the lung, which gives rise to carcinomatous phthisis, (F.) *Phthisis carcinomatense*, of Bayle.

PHTHISIS CONSUMMATA, see *Ph. pulmonalis*—*p. Dorsalis*, *Tabes Dorsalis*—*p. Dyspeptic*, see *Phthisis*—*p. Hepatica*, *Hepato-phthisis*—*p. Ischiadica*, *Ischiophthisis*.

PHTHISIS LARYNGEA, *Chronic Laryngitis*, *Laryngitis* et *Tracheitis chronica*, *Tuberculosis laryngis et tracheæ*, *Laryngo* et *Tracheophthisis*, *Laryngophthisis*, *Ul'cera seu Helco'sis Laryngis*, (F.) *Phthisis laryngée*, *Ul'cère du larynx*, *Laryngite avec sécrétion de Pus*, is a species of consumption analogous to phthisis pulmonalis, produced by inflammation and ulceration of the interior of the larynx, and sometimes by caries of the cartilages. *Phthisis trachea'lis*, *Tracheophthisis*, is a similar affection, seated in the trachea. Chronic inflammation of the larynx and trachea may exist, however, without tubercles or phthisis.

PHTHISIS MESERICA, *Tabes mesenterica*—*p. Notias*, *Tabes dorsalis*.

PHTHISIS PULMONALIS, *Ph. pulmonum*, *Ph. pulmonalis vera* seu *tuberculo'sa* seu *scrophulo'sa* seu *tuberculo-ulcera'ta* seu *purulenta exulcerata*, *Marasmus phthisis*, *Hectica phthisis*, *Hæmoptysis phthisis*, *P. Pulmonaris*, *Phthisis-pneumonia*, *Tabes pulmonalis seu pulmo'nium*, *Ulcus pulmonum*, *Helco'sis pulmonalis*, *Pneumophthisis*, *Pneumophthoë*, *Phthisis scrophulo'sa*, *Pneumophthoë*, *Pulmonia*, *Phthisis tuberculo'sa*, *Tuberculo'sis Pulmonum*, *Gongrophthisis*, *Tuberculous disease of the Lungs*, *Pulmonary consumption*, *Consumption*, *Decline*, *Phthisic*, (F.) *Phthisie*, *P. pulmonaire*, *Crachement de pus*. Occasionally, this formidable disease occurs accidentally: but, usually, it is caused by a conformation obtained from progenitors. This, at least, predisposes to it; and but a slight exciting cause may be required to rouse the predisposition into action. It is less a disease of the torrid zone; and, in the temperate regions of the globe, its pathology is often intimately allied with

that of scrofula. It consists in the formation of tubercles in the lungs, which sooner or later inflame and break down. In such a constitution, ulcerations of the lungs do not readily heal; and hectic fever—the universal attendant upon irritability and debility—is established. This persists, and gradually wears down the patient, till he ultimately expires, exhausted by the irritative fever. The chief symptoms are the following. The patient feels a sense of uneasiness in the chest, with severe fits of coughing, or a short and dry cough with dyspnœa. This may be considered the incipient stage. The cough then becomes extremely troublesome, especially in the morning; and dyspnœa is increased on the slightest exertion. The expectoration is evidently purulent, with fever in the evening, and circumscribed redness of the cheeks; wasting and colliquative sweats early in the morning. This must be considered the confirmed stage,—*Phthisis consummata*, *Pneumophthoë'sis*. In the third, or last stage, the hectic is constant, with small pulse, pungent heat, colliquative sweats, and diarrhœa. The weakness becomes extreme, and the patient exhausted. *Physical Signs*.—1. In the first stage, whilst there are yet scattered miliary tubercles,—the only appreciable change at the exterior of the chest, and this is not constant, is a want of freedom in the movements under one or both clavicles. Percussion will generally discover a slight diminution of sound corresponding to the summit of one lung. In the same situation, auscultation shows that the inspiratory murmur is either weaker, rougher, or confused. The sound of expiration is more distinct. The voice and cough are rather more resonant, and wheezing or mucous râles are occasionally heard in the same region. 2. When the tubercular deposition has become more abundant, the motion of the chest is more markedly diminished under one or both clavicles. The loss of sound on percussion is more distinct, the inspiration, on auscultation, is bronchial, the expiration louder and more superficial, and the resonance of the voice and cough is increased. The rest of the lung is perhaps healthy, or the respiration may be puerile. 3. When the tubercles are undergoing softening,—in addition to the preceding signs, auscultation exhibits a subcrepitant râle around the apex of the lung, decreasing from above downwards. It is most distinct during or after the cough, and at the close of a deep inspiration. As the disease proceeds, the bubbling becomes successively larger, and ultimately gurgouillement is heard. The inspiration and expiration are cavernous or tracheal. The voice and cough indicate unusual resonance and pectoriloquy. The intercostal spaces are often depressed locally, and percussion may become gradually clearer and even tympanitic as the cavern increases.

It is only in the incipient state of this formidable disease, that advantage can be expected from any plan of treatment; and of all means that can be devised, that of removing to a climate in which air and exercise can be daily enjoyed during the autumnal, winter, and spring months is the best. See *Climate*. If this be impracticable, the patient must be kept in a regulated temperature, taking care that the chamber be duly ventilated; and gestation in

the open air be used, whenever the atmosphere, although cold, is dry. The other indications will be: 1. To moderate inflammatory action; 2. To support the strength; and, 3. To palliate urgent symptoms. The whole treatment indeed is palliative. Counter-irritants relieve pain; demulcents and mild opiates alleviate the cough; the mineral acids, united with opium, relieve the colliquative sweats; and chalk and opium the diarrhoea.

Dr. Wilson Philip has pointed out a particular species of phthisis, which is characterized, in the early stage, by a deranged state of the digestive organs; flatulent, irregular bowels; furred tongue; impaired appetite; unnatural fæces; and the epigastric region more or less full and tender on pressure. The affection of the lungs is here secondary. He calls it *Dyspeptic phthisis*.

PHTHISIS PULMONALIS PURULENTA EXULCERATA, Phthisis pulmonalis—p. Pulmonalis scrophulosa, Phthisis pulmonalis—p. Pulmonalis tuberculosa, Phthisis pulmonalis—p. Pulmonalis tuberculosa-ulcerata, Phthisis pulmonalis—p. Pulmonalis vera, Phthisis pulmonalis—p. Pupillæ, Synezisis—p. Pupillaris, Mysis—p. Scrophulosa, Phthisis pulmonalis—p. Tuberculosa, Phthisis pulmonalis—p. Uterina, Metrophthisis—p. Vesicalis, Cystophthisis.

PHTHISURIA, Diabetes:

PHTHISURIE, Diabetes—p. *Sucrée*; Diabetes mellitus.

PHTHOË, Phthisis.

PHTHOIS, Pastil, Trochiscus.

PHTHOISCOS, Pastil, Trochiscus.

PTHONGODYSPHORIA, Hyperacisus.

PTHORA, Abortion, Corruption, Plague.

PTHORIUS, Abortive.

PTHOROTONUS, Abortive.

PHUSCA, Oxycrate.

PHYGANTHROPIA, Misanthropia.

PHYGETHLON, *Panus*, *Phypella*, from *φύω*, 'I broil.' Inflammation of the superficial lymphatic glands, not ending in suppuration.

PHYLACTERION, Amuletum.

PHYLACTE'RIUM, from *φυλάσσω*, 'I preserve.' A *Phylactery*. An amulet:—a prophylactic.

PHYLAXIS, Conservation.

PHYLLANTHUS URINA'RIA, *Binkohumba*. A plant employed in Ceylon, in decoction, as a diuretic.

PHYLLITIS, Asplenium scolopendrium.

PHYMA, *Phima*, from *φύωμαι*, 'I spring up.' With the ancients, this word was used with great latitude: sometimes, in the sense of phlegmon, for tumours larger than a boil, and perfectly suppurative. In the nosology of Sauvages, *Phymata* is an order of diseases, to which he refers erysipelas, œdema, phlegmon, emphysema, scirrhus, &c. In that of Dr. Good it is a genus, including hordeolum, furunculus, sycosis, and anthrax.

PHYMA ANTHRAX, Anthrax—p. Anthrax terminthus, Terminthus—p. Sycosis, Sycosis.

PHYMATOSSES, from *φύμα*, 'a hard tumour.' Tuberculous diseases.—Fuchs.

PHYMATOSIS, Excrescence—p. Cerebri, Encephalophymata—p. Elephantiasis, Elephantiasis—p. Lupus, Lupus—p. Verrucosa, Veruca.

PHYMOSIS, Phimosis.

PHYPELLA, Phygethlon.

PHYSA, Crepitation.

PHYSAGOGA, Carminatives.

PHYSALIS, *P. Alkekengi*, *Soldanum vesicarium*, *Alchachen'ge*, *Alkekengi*, *Halica'd-abum*, *Winter Cherry*, (F.) *Alkekenge*, *Coqueret*. Family, Solanææ. *Sex. Syst.* Pentandria Monogynia. The berries are recommended as a diuretic, from 6 to 12 for a dose, in drop-sical and calculous cases.

PHYSALIS ALKEKENGI, Physalis.

PHYSICIA ISLANDICA, Lichen islandicus—p. *Nivalis*, Lichen caninus.

PHYSICONIA, from *φύσκη*, 'a bladder.' *Ventros'itas*, *Empy'ma physcon'ia*, *Hyposar'ca*, *Emphract'ica*, *Visco'nia*, *Hypersarohid'ios*. A generic term, under which Sauvages has comprised every large tumour developed in the abdomen, that is neither fluctuating nor sonorous. Linnæus calls them *Hyposar'ca*.

PHYSICONIA ADIPO'SA, *Obes'itas* seu *Poly-sar'cia vis'cerum*. Accumulation of fat in the intestines.

PHYSCONIA BILIOSA, *Turgescencia vesiculæ felleæ*.

PHYSCONIA EMPHYSEMAT'ICA. Accumulation of air in the cellular tissue, or between the coats of particular viscera.

PHYSCONIA LIENIS, Splenoncus—p. Mesenterica, *Tabes mesenterica*—p. Splenicum, *Ague cake*.

PHYSCONIA STRUMO'SA, *Scrof'ula abdominalis inter'na*. Tumid abdomen from scrophulous enlargement of the glands.

PHYSCONIE MËSENTËRIQUE, *Tabes mesenterica*.

PHYSEMA, Tympanites, Physisis.

PHYSE'SIS, *Physe'ma*, from *φύσσω*, 'I inflate.' An emphysematous tumour. Tympanites.

PHYSETER MACROCEPHALUS, see *Cetaceum*.

PHYSIATRICE, *Vis medicatrix naturæ*.

PHYSIAUTOCRATIA, *Vis medicatrix naturæ*.

PHYSIC, Medicament, Medicina—p. Indian, *Euphorbia corollata*, *Gillenia trifoliata*—p. Root, *Leptandria purpurea*.

PHYSICAL, Medical.

PHYSIC'IAN, *Med'icus*, *Iatros*, *Aces'tor*, *Aces'ter*, *Altheus*; from *φύσις*, 'nature.' (F.) *Médecin*. One who has received his degree from an incorporated Institution, as Doctor of Medicine. The French formerly used the word *physicien* in the same sense. It is now appropriated to the natural philosopher.

PHYSICIAN, LEARNED, *Iatrosophista*—p. Practical, *Iatrotechna*.

PHYSICIEN, Physician.

PHYSICS, MEDICAL, *Iatrophys'ics*. Physics directly applied to medicine,—either to the explanation of the vital phenomena, the preservation of individuals, or the treatment of disease.

PHYSIOAUTOCRATIA, *Vis medicatrix naturæ*.

PHYSIOGNOMY, *Physiognom'ia*, *Physiognom'ica*, *Physiognom'icè*, *Physionom'ia*, *Physiognomon'ia*, *Physiognom'onè*, *Physiognomós'ynè*, *Physiognomosis*, *Anthroposco'p'ia*, *Prosopomant'ia*, *Prosopolog'ia*, *Semiot'icè f'ac'ie*, *Physiognomon'ica*, *Physiognom'on'y*, *Metoposcopy*, *Prosopos'is*, from *φύσις*, 'nature,' and *γινώσκω*, 'I know.' The art of knowing the

dispositions of men from their external appearance; especially from the features. Every inference of this kind must necessarily be extremely fallacious, and cannot be reduced to rule, as was attempted by Lavater and others. In infantile diseases, numerous shades of expression are evident, which experience teaches how to appreciate; and which afford useful guides in understanding the pathology of that period of existence.

PHYSIOLOGIA PATHOGENETICA, see Pathogenetic.

PHYSIOLOGICAL ANATOMY, see Anatomy—p. Doctrine, Broussaism.

PHYSIOLOGICE, Physiology.

PHYSIOLOGY, *Physiolog'ia*, *Biology*, *Biot'ies*, *Biophænomenolog'ia*, *Physiolog'ipè*, *Cæonom'ia animal'is*, *Anatom'ia viva*, *Anatom'ie animat'a*, *Anthropolog'ia*, *Microcosmogra'phia*, *Microcos'mica scient'ia*, *Cognit'io physiolog'ica*, *Pars natural'is medicinz*, *Philosoph'ia corporis vivi*; from φυσικ, 'nature,' and λογος, 'a description.' Formerly, Physiology meant the same as Physics, in its extensive signification, now does. At the present day, it includes the science which treats of the functions of animals or vegetables; an acquaintance with the phenomena the aggregate of which constitute life. It is the *science of life*. It is divided into *animal*—*Zoophysiology*, and *vegetable*, according as it considers the life of animals or of vegetables singly. *Comparative physiology* comprises both. Physiology is, also, *general* or *special*, according as it treats of life in the abstract or in some particular species. To the latter belongs the *Physiology of Man*,—called also, *Hygienic Physiology*, to distinguish it from *Pathological Physiology* or *Pathology*.

PHYSIOLOGY, PATHOGENETIC, see Pathogenetic.

PHYSIONOMIA, Physiognomy.

PHYSIONOMIE ÉGARÉE, see Wild.

PHYSIS, Natura, Sex.

PHYSOCELE, *Pneumatocele*, *Hernia vent'osa*; *Oscœocele flatulenta*, *Emphyse'ma Scroti*, from φυσωω, 'I inflate,' and κηλη, 'a tumour.' An emphysematous tumour of the scrotum; probably a case of intestinal hernia, containing much flatus.

PHYSOCEPHALUS, from φυσωω, 'I inflate,' and κεφαλη, 'the head.' *Physocephalus*. Emphysematous tumefaction of the head.

PHYSOCELIA, Tympanites.

PHYSODES; from φυσωω, 'I inflate,' and ειδος, 'resemblance.' Full of air; apparently full of air—applied to tumours, &c.

PHYSOMETRA, *Emphyse'ma Uteri*, *Hysterophyse*, *Hysteropsoph'ia*, *Hysteremphyse'ma*, *Hystremphyse'ma*, *Metremphyse'ma*, *Edœopsoph'ia uteri'na*, *Emphyse'ma uteri'num*, *Inflatio Uteri*, *Tympany of the Womb*, *Uterine tympanites*, from φυσωω, 'I inflate,' and μητρα, 'the womb.' A light, tense, circumscribed protuberance in the hypogastrium, obscurely sonorous, with wind occasionally discharged through the os uteri.

PHYSON, Flatulence.

PHYSONCUS, Emphysema.

PHYSOP'SOPHIA; from φυσωω, 'I inflate,' and ψοφος, 'a noise.' The discharge of air with noise.

PHYSOSPASMUS, Colica flatulenta.

PHYSOTHORAX, Pneumothorax.

PHYTIVOROUS, Phytophagous.

PHYTOALOPECIA, Porrigo decalvans.

PHYTOLAC'CA DECAN'DRA, *Poke Weed*, *American Night Shade*, *Cancer root*, *Poke*, *Skoke*, *Jucato Caleoe*, (?) *Jalap*, *Pigeon Berries*, *Jalap cancer root*, *Sola'num racem'sum America'num*, *S. magnum Virginia'num rubrum*, *Blitum America'num*, *Garget*, (F.) *Raisin d'Amérique*, *Phytolacque à dix étamines*, *Morelle en grappes*, *Mechoacan du Canada*. Family, Chenopodæe. Sex. Syst. Decandria Decagynia. The leaves, berries, and roots are employed. The young stems, when boiled, are sometimes eaten at table; but when old, they must be cautiously used, as the plant is emetic and cathartic. It is most celebrated as a remedy in chronic rheumatism; and is given in the form of tincture of the ripe berries. It is, also, used in cutaneous eruptions; tinea capitis, itch, cancerous ulcers, &c.

The root is gathered and dried in the fall.

PHYTOLAQUE À DIX ÉTAMINES; *Phytolacca decandra*.

PHYTOLOGIA MEDICA, Botany, medical.

PHYTOPHAGOUS, *Phytoph'agus*; *Phytiv'orus*, *Phytiv'orus*; from φυτόν, 'a plant,' and φάγω, 'I eat.' Feeding or subsisting on vegetables.

PHYTOSPERM'A, (F.) *Phytosperme*; from φυτόν, 'a vegetable,' and σπέρμα, 'sperm.' Particles similar to the spermatozoa of animals, observed in vegetables, and presumed to possess a similar agency in reproduction.

PHYTOTOMY, see Anatomy, (vegetable.)

PHYTOZOOM, Zoophyte.

PIA MATER, *Pia seu mollis seu ten'uis Mater*, *Pia meningæ*, *Meningæ interior*, *Meningæ choroides*, *Inner lam'ina of the Meninge*, (Ch.) *Membra'na vasculo'sa Cer'ebri*, *Membra'na Cer'ebri ten'uis* seu *mollis seu propria*, (F.) *Pie mère*, *Méningette*. The pia mater is a very delicate membrane, which covers the brain immediately, penetrates into its anfractuosités, and envelops, also, the cerebellum and the spinal prolongation, &c. Bichat does not regard it as a membrane, properly so called, but as a net-work of blood-vessels, united by a lax cellular tissue. The *Pia Mater exterior* is the portion of membrane which covers the exterior of the encephalon, and faces the arachnoid externally. The *Pia Mater interior* is that which lines the cerebral fossæ, into which it penetrates by a cleft situate between the posterior part of the corpus callosum and the fornic; and by two other fissures, situate between the corpora fimbriata and thalami nervorum opticorum. The pia mater contains a great number of granulations similar to the *Glandulæ Pacchioni*.

PIA MATER TESTIS, Tunica vasculosa—p. Meninx, P. Mater.

PIAN; Frambæsia.

PIANS, MOTHER OF, Mama-pian.

PIAR, Pinguedo.

PIARHÆMIA; from πιαρ, 'fat,' and αἷμα, 'blood.' Fat in the blood.—Simon.

PICA, Malacia—p. Africanorum, Chthonophagia.

PICAC, Euphorbia corollata.

PICACISM'US, *Pica'tio*, from πιαρ, 'pitch.' Depilation by means of a pitch plaster. Also, Malacia.

PICATIO, Malacia, Picacismus.
PICEA, Pinus abies.
PICERION, Butter.
PICHU'RIM BEANS. The seed of a tree not determined, which grows in Brazil, Guiana, Venezuela, and other parts of South America. They are of an elliptical shape; flat on one side, convex on the other; of an aromatic odour between that of nutmegs and sassafras, and of a spicy, pungent taste. The medical properties are the same as those of other aromatics.

PICKERELWEED, SHOVEL, *Urtica deltofolia*.

PICOTE, Variola.

PICOTEMENT, Pricking.

PICRÆNA EXCELSA, Quassia.

PICRIA, Bitterness.

PICRIUM SPICATUM, *Coutoubea alba*.

PICROCHOLUS, Biliious.

PICROMEL, *Biliu*; from *πικρος*, 'bitter,' and *μελι*, 'honey.' A name given by Thénard to a colourless, soft substance, of an acrid, bitter, saccharine taste, nauseous smell, and very soluble in water.

It forms part of the bile, and is classed amongst the animal immediate principles.

PICROS, Amarus.

PICROTOXINE, *Picrotoxina*, *Picrotoxine*, from *πικρος*, 'bitter,' and *τοξικον*, 'poison.' A vegetable alkali, discovered by M. Boullay in the *Merispermum Cocculus*. It crystallizes in quadrangular, white, brilliant, semitransparent prisms; which are excessively bitter, soluble in three parts of alcohol, and in fifteen of boiling water.

The *Cocculus Indicus* owes its poisonous properties to this principle.

PIE MÈRE, *Pia mater*.

PIE-MÉRITE, *Inflammatiō pie matris*. A miserably compounded term, employed by M. Grisolle, to express inflammation of the *pia mater*:—from (F.) *pie mère*, 'the *pia mater*,' and *ite, itis*; a termination denoting inflammation.

PIÈCE, Hepatitis.

PIÈCES D'ANATOMIE ARTIFICIELLES, see Artificial.

PIED, Pes—*p. d'Alexandre*, *Anthemis pyrethrum*—*p. d'Alouette des champs*, *Delphinium consolida*—*Bot.*, see *Kyllosis*—*p. de Chat*, *Antennaria dioica*—*p. de Cheval marin*, *Cornu ammonis*—*p. de Griffon*, *Gryphus pes*, *Helleborus fetidus*—*p. de Lion*, *Alchemilla*—*p. de Lis*, *Origanum*—*p. d'Ours*, *Acanthus mollis*—*p. Plat*, see *Kyllosis*—*p. de Veau*, *Arum maculatum*—*p. de Veau Triphyllé*, *Arum triphyllum*.

PIÉIRON, *Pinguedo*.

PIERRE, *Calculus*—*p. d'Aigle*, *Ætites*—*p. d'Azur*, *Lapis lazuli*—*p. Calaminaire*, *Calamine*—*p. à Cautére*, *Potassa cum calce*—*p. Infernale*, *Argentis nitratis*—*p. Judaïque*, *Judæus*, (*lapis*)—*p. au Lait*, *Morochthus*—*p. Médicamenteuse*, *Medicamentosus lapis*—*p. Néphrétique*, *Nephreticus lapis*—*p. Ponce*, *Pumex*.

PIERRES CRAYEUSES, *Calculi*, arthritic—*p. au Fiel*, *Calculi*, biliary—*p. Stercorales*, *Calculus* of the Stomach and Intestines—*p. Urinaires*, *Calculi*, urinary.

PIESTER, Press.

PIESTERION, Press.

PIESTRON, from *πιέω*, 'I press.' An instrument recommended by Hippocrates for

breaking the bones of the foetal head when too large to be extracted otherwise.

PIGAMON JAUNÂTRE, *Thalictrum*.

PIGEON BERRIES, *Phytolacca decandra*—*p. Tree*, *Aralia spinosa*.

PIGMENT CELLS, see Cell, pigment.

PIGMENTAL; from *pigmentum*, 'paint.' Having relation to pigment or colouring matter.

PIGMENTAL APPARATUS, (F.) *Appareil pigmental*. The apparatus concerned in the coloration of the skin of the coloured varieties of man.—Flourens.

PIGMENTARIUS, Apothecary, Unguentarius.

PIGMENTUM, Paint—*p. Indicum*, *Indigo*—*p. Nigrum*, see *Choroid*—*p. Uracu*, *Terra Orleana*.

PIGNEROLE, *Centaurea calcitrapa*.

PIGNON DE BARBARIE, *Jatropha curcas*—*p. d'Inde*, *Jatropha curcas*.

PIGNUT, *Earthnut*, *Groundnut*. The bulbous root of *Bunium Bulbocastanum*. Called *pignuts* from the fondness of the pig for them. They have been considered to possess a styptic quality; and are deemed serviceable in atonic affections of the kidney.—Hooper.

PIGNUT, *Bunium bulbocastanum*.

PIG'S FLARE, *Adeps suilla*.

PILLA, *Sphæra*, *Ball*. A gymnastic exercise, much used by the ancients as well as moderns.—Galen. Also, a mortar and a pestle,—*Ac' oné*.

PILA, Mortar, Pillar—*p. Damarum*, *Ægagropila*—*p. Rupicaprarum*, *Ægagropila*.

PILA MARI'NA, *Sphæra Marina*, *Sphæra Thalassia*, *Halcyonium rotundum*, (F.) *Pelote de Mer*. Certain light, round, depressed, or oblong masses—inodorous and insipid—in which rushes, hairs, and the débris of shells are met with. These are found on the sea shores, and have been regarded by Spielmann as consisting chiefly of the roots of the *Zostera Marina*. Iodine is detected in the ashes, which accounts for their success in goître. They have, also, been given as a vermifuge.

PILARE MALUM, *Trichosis*.

PILATIO, from *pilus*, 'a hair.' Fracture of the cranium in which the fissure is narrow, and has the appearance of a hair—a *capillary fissure*, (F.) *Fente capillaire*.

PILEOLUM, *Calotte*.

PILEOLUS, *Caul*, *Pileus*;

PILEOUS, *Pilo'sus*, (F.) *Pileux*. That which relates to the hair.

PILEOUS SYSTEM of Bichat is that formed by the hair. It comprises the different species of hair of the human body.

PILES, *BLIND*, *Cæcæ hæmorrhoides*.

PILEUS, 'a hat, cap or bonnet for the head.' *Pile'olus*. A shield. A nipple-like instrument, formed of various materials, and used by females for protecting the nipple during the child's sucking, when the part is painful. Also, a caul.

PILEUS, *Cucupha*—*p. Hippocraticus*, *Bonnet d'Hippocrate*.

PILEUX, *Pileous*.

PILEWORT, *Ranunculus acris*, and *R. ficaria*.

PILI CAPITIS, see *Capillus*—*p. Cutis*, *Lanugo*—*p. Palpebrarum*, *Cilia*.

PILIER, *Pillar*.

PILIMICTIO, see *Trichiasis*.

PILL, *Pilula*—*p. of Aloes and Camboge*, *Pilulæ aloes et cambogiæ*—*p. of Aloes and cinchona*, *Pilulæ aloes et kinæ kinæ*—*p. of Aloes*

and colocynth, *Pilulæ aloes et colocynthidis*—p. of Aloes and fetid gums, *Pilulæ de aloë et fetidibus*—p. of Aloes and ginger, *Pilulæ aloes et zingiberis*—p. Aloes and myrrh, *Pilulæ aloes et myrrhæ*—p. Aloetic, *Pilulæ aloeticæ*—p. Aloetic and asafetida, *Pilulæ aloes et asafetidæ*—p. Aloetic, compound, *Pilulæ aloes compositæ*—p. of Ammoniuuret of copper, *Pilulæ ammoniu-reti cupri*—p. Analeptic, James's, see *Analeptica*—p. Anderson's, see *Pilulæ aloes et jalapæ*—p. Anodyne, *Pilulæ opiatæ*—p. Antibilious, Barclay's, *Pilulæ antibiliosæ*—p. Antibilious, Dixon's, *Pilulæ antibiliosæ*—p. Asiatic, *Pilulæ Asiaticæ*—p. Bacher's, *Pilulæ ex helleboro et myrrhâ*—p. Barbarossa's, *Barbarossæ pilulæ*.

PILL, BLAUD'S. These pills, proposed by M. Bland as antichlorotic, are formed as follows: Take of *Gum Tragacanth*, in powder, six grains; *water*, one drachm. Macerate in a glass or porcelain mortar, until a thick mucilage is formed, and if it be desired to prevent the formation of peroxide of iron, and to make the pills similar to those of Vallet, substitute a drachm of powdered sugar for the mucilage. Add afterwards of *sulphate of iron*, in powder, half an ounce. Beat well until the mixture is homogeneous, and add *subcarbonate of potass*, half an ounce. Beat until the mass becomes of a deep green colour, and of a soft consistence. Divide into 48 (?) pills. Dose, one a day; gradually increasing to two, and afterwards three.

PILL, BLUE, *Pilulæ hydrargyri*—p. Brandreth's, *Pilulæ Aloes et Cambogiæ*—p. Calomel, *Pilulæ hydrargyri chloridi mitis*—p. Camboge, *Pilulæ cambogiæ compos.*—p. Camboge, compound, *Pilulæ cambogiæ compositæ*—p. of Carbonate of iron, *Pilulæ ferri carbonatis*—p. Cathartic, compound, *Pilulæ cathartica compositæ*—p. Common, *Pilulæ aloes et myrrhæ*.

PILL, EVERLASTING. A pill once in vogue, and said to be composed of metallic antimony. It was believed to have the property of purging as often as it was swallowed. A lady having swallowed one of these pills, became seriously alarmed at its not passing. "Madam," said her physician, "fear not; it has already passed through a hundred patients without any difficulty."—Paris.

PILL, FEMALE, *Pilulæ de aloë et fetidibus*—p. Ferruginous, of Vallet, see *Ferri Protocarbo-nas*—p. Fothergill's, see *Pilulæ aloes et colocynthidis*—p. Galbanum, compound, *Pilulæ galbani compositæ*—p. Gum, *Pilulæ galbani compositæ*—p. of Hellebore and myrrh, *Pilulæ ex helleboro et myrrhâ*—p. Hesketh's, see *Pilulæ aloes et kinæ kinæ*—p. Hooper's, see *Pilulæ aloes et myrrhæ*—p. Keyser's, see *Hydrargyrus acetatæ*—p. Lady Crespigny's, *Pilulæ aloes et kinæ kinæ*.

PILL, LARTIGUES', *Pilulæ Colchici et Digitalis* (*Ext. Coloc. c. ʒss; Ext. Sem. Colchic. alcoholic., Extract. Digital. alcohol. ãã gr. iss; f. massa in pilul. x dividend.*) Dose, two, three or more in the 24 hours, in gout.

PILL MACHINE, *Pilulier*—p. Matthews's, see *Pilulæ ex helleboro et myrrhâ*—p. Mercurial, *Pilulæ hydrargyri*—p. of mild chloride of Mercury, *Pilulæ hydrargyri chloridi mitis*—p. Moffat's, *Pilulæ aloes et cambogiæ*—p. Morrison's, *Pilulæ aloes et cambogiæ*, see *Pilulæ cambogiæ compositæ*—p. Moseley's, *Pilulæ rhej compositæ*—p. Night, common, *Pilulæ opiatæ*—p. Opiate, *Pilulæ opiatæ*—p.

Peters', see *Pilulæ aloes et cambogiæ*—p. Plummer's, *Pilulæ hydrargyri submuriatis compositæ*—p. of Sulphate of Quinia, *Pilulæ quiniæ sulphatis*—p. Red, *Pilulæ hydrargyri submuriatis compositæ*—p. Red, Boerhaave's, see *Hydrargyri sulphuretum rubrum*—p. of Rhubarb, *Pilulæ Rhej*—p. of Rhubarb, compound, *Pilulæ rhei compositæ*—p. Rufus's, *Pilulæ aloes et myrrhæ*—p. Scotch, *Pilulæ de aloë et fetidibus*—p. of Soap and opium, *Pilulæ saponis cum opio*—p. Speediman's, see *Pilulæ aloes et myrrhæ*—p. Squill, compound, *Pilulæ scillæ compositæ*—p. Starkey's, see *Pilulæ ex helleboro et myrrhâ*—p. Storax, *Pilulæ e styrace*—p. of Strychnia, *Pilulæ strychniæ*—p. of Submuriate of mercury, compound, *Pilulæ hydrargyri submuriatis compositæ*—p. Tanjore, *Pilulæ Asiaticæ*—p. Turpentine, *Pilulæ de terebinthinâ*—p. Vallet's, see *Ferri protocarbonas*, and *Pilulæ ferri carbonatis*—p. Webster's, *Pilulæ aloes et kinæ kinæ*.

PILLAR, *Pila, Colum'na, Colum'ella*, (F.) *Pilier*. A name given to several parts; as the *pillars of the velum palati, diaphragm, &c.*

PILON, *Pilum*.

PILOSELLA, *Hieracium pilosella*.

PILOSUS, *Pileosus*.

PIL'ULA, Plural, *Pilulæ*. Diminutive of *pila*, 'a ball?' *Sphærid'ion, Catapotion, Catap'otum, Sphæ'ri'on, Gongyl'ion, Gon'gyllis, Gongylid'ium*. A Pill. (F.) *Pilule*. A simple or compound medicine, weighing from one to five grains, of a firm consistence and spherical form; intended to be swallowed at once, without chewing. The *Pill* differs from the *Bolus*, the latter being softer and larger.

Medicines are often given in the form of pill, on account of their disagreeable taste and odour. *Pilula*, also, means a *Pilular mass*.

PILULÆ EX ALOE, *P. aloes compositæ*—p. de Aloë et cambogiâ, *P. aloes et cambogiæ*.

PILULÆ ALOETICÆ, *Pilulæ ex Aloë et Sapo'næ, Aloetic Pill*. (F.) *Pilules d'aloës ou aloëtiques*. (*Aloës in pulv.; saponis*, sing. ʒj; syr. q. s. to form ʒ40 pills. Ph. U. S.) Dose, gr. x. to xx in habitual costiveness.

PILULÆ ALOES ET ASAFETIDÆ, *Aloetic and Asafetida Pills*. (*Aloës; ʒss, asafetidæ, saponis*, sing. ʒss, *mucilag. acaciæ*, q. s. to form 180 pills. Ph. U. S.) Purgative and stomachic. Dose, gr. x.

PILULÆ ALOES ET CAMBO'GIÆ, *P. de Aloë et Cambog'ia, P. Hydrago'gæ Bon'tiæ, Pill of Aloës and Camboge*. (*Aloës, cambog., gum. ammoniac., ãã p. æ*. Make into a powder. Dissolve in vinegar; pass through a cloth; express the residuum strongly; and afterwards evaporate, in a water bath, to a pilular consistence. Ph. P.) Purgative; used in dropsy. Dose, gr. xij to xxx.

Peters' Pills—a nostrum—are formed of *aloës, jalap, scammony, and camboge*, of each equal parts.

The basis of *Morrison's Pills*, often called *Hygiène pills*, of *Brandreth's Pills* and *Moffat's pills*, is said to be *aloës, with camboge, scammony, &c.*

PILULÆ ALOES ET COLOCYN'THIDIS, *P. ex Colocynth'idæ cum aloë, P. Aloës cum Colocynth'idæ, P. coc'cinæ, P. cocc'hij, P. colocynth'idis compositæ, P. cocc'ciæ mino'res, Pill of aloës and Colocynth.* (*Pulp. coloc. ʒss, aloës hepat., scammon., ãã ʒj, sapon. ʒij, ol. caryoph. ʒj,*

symp. q. s. Ph. D.) Cathartic. Dose, gr. v. to x or more.

Fothergill's Pills consist of aloes, scammony, colocynth, and oxide of antimony.

PILULÆ ALOES COMPOSITÆ, *Pilulæ ex Aloë, Compound Aloetic Pills.* (Aloes spic. extract. cont. ℥j, ext. gentiana ℥ss, olei carui gtt. xl. syr. q. s. Ph. L.) These are sometimes, also, called *Family pills, Antibilious pills, &c.*

PILULÆ DE ALOE ET FÆTIDIS, P. Benedictæ Fulleri, *Pill of aloes and fetid gums; Pilulæ ephraticæ, Female pills, Pilulæ aloes martiales, (F.) Pilulæ bénites de Fuller.* (Aloes socotr., sennæ, asafetidæ, galbani, aa ℥ij, myrrh, ℥iv, croci, macis, aa ℥j, ferri sulphat. ℥ss. Reduce to powder separately, and add ol. succin. gtt. viij, syr. artemisiæ q. s. Ph. P.) Purgative, and given in hysteria. Dose, gr. xv to xx.

PILULÆ ALOES ET JALAPÆ, commonly called *Anderson's Pills, Anderson's Scots' Pills, Scotch Pills.* (Aloes Barbado. ℥j, rad. helleb. nigr., rad. jalapæ, potassæ subcarb., aa ℥j, ol. anisi ℥iv, syrup. simpl. q. s.—Gray.) Dose, gr. x to xxx.

A committee of the Philadelphia College of Pharmacy recommend the following: *Aloes Barbados.* ℥xxiv, *Saponis,* ℥iv, *Colocynthid.* ℥j, *Gambogis,* ℥j, *Ol. anisi.* f. ℥ss.

PILULÆ ALOES ET KINÆ KINÆ, P. stomachicæ, P. ante cibum; *Pill of Aloes and Cinchona, (F.) Pilules Gourmandes.* (Aloes socotr. ℥vj, ext. cinchon. ℥iij, cinnam. ℥j, syrup. abstinth. q. s. Ph. P.) Stomachic and laxative. Dose, gr. 1 to xx.

Lady Crèspigny's Pills, Lady Webster's Pills, Lady Hesketh's pills, and the *Pilulæ Stomachicæ Mesués,* Ph. L. 1635, resemble these.

PILULÆ ALOES MARTIALES, P. de Aloe et fætidis.

PILULÆ ALOES ET MYRRHÆ, P. Aloes cum Myrrhâ, P. de Aloë et Myrrhâ, *Rufus's* or *Rufus's Pills, Common Pills, Pilulæ Rufi seu Ruffi, P. Communes, Pills of Aloes and Myrrh.* (Aloes ℥ij, croci in pulv. ℥ss, myrrh. ℥j, Syr. q. s. to form 480 pills. Ph. U. S.) Cathartic and emmenagogue. Dose, gr. x. to xx.

Hooper's Pills, according to one of Gray's formulæ, are made as follows. *Ferri Sulph., aquæ,* aa ℥viiij: dissolve. Add *Aloes Barbado.* ℥ij and ℥viiij, *canellæ albæ,* ℥vj, *gum myrrh,* ℥ij, *opopanaxis,* ℥iv.

The Committee of the Philadelphia College of Pharmacy recommend the following form. *Aloes Barbadosis,* ℥viiij, *Ferri Sulphatis exsiccata,* ℥ij, ℥ss, vel *Ferri Sulph. crystall.* ℥iv, *Ext. Helleb. nigr.* ℥ij, *myrrh.* ℥ij, *Saponis,* ℥ij, *Canellæ in pulv. tritæ,* ℥j, *Zingib. in pulv. tritæ,* ℥j.

Speediman's Pills consist of aloes, myrrh, rhubarb, extract of chamomile, and essential oil of chamomile.

PILULÆ DE ALOE ET SAPONE, P. aloeticæ.

PILULÆ ALOES CUM ZINGIBERÆ, *Pill of aloes and ginger.* (Aloes hepat. ℥j, rad. zingib. in pulv. ℥j, sapon. Hispan. ℥ss, ol. ess. menthæ pip. ℥ss. Ph. D.) In habitual costiveness. Dose, gr. x to xx.

PILULÆ AMMONIURETI CUPRI, *Pills of Ammoniuiret of Copper, Pilulæ Cupri, (F.) Pilules d'ammoniuiret de cuivre.* (Ammoniuiret. cupri in pulv. ten. trit. gr. xvj, micæ panis ℥iv, aquæ

carbonatis ammoniæ q. s. Beat into a mass, and divide into xxxij pills. Ph. E.) Tonic and antispasmodic, in epilepsy, &c. Dose, one pill twice daily; gradually increasing the dose.

PILULÆ ANTE CIBUM, P. aloes et kinæ kinæ.

PILULÆ ANTIBILIOUSÆ, *Barclay's Antibilious Pills.* (Extract of colocynth ℥ij, resin of jalap, ℥j, almond soap ℥iss, guaiac, ℥iij, emetic tart. gr. viij, ol. junip., ol. carui, ol. rosmarin. aa gtt. iv, syrup of buckthorn q. s., to form 64 pills.) Dose, 2 or 3.

Dixon's Antibilious Pills are formed of aloes, scammony, rhubarb, and tartarized antimony.

PILULÆ ANTIHERPETICÆ, *Pilulæ hydrargyri submuriatis comp.—P. Anthystericæ, P. galbani compositæ.*

PILULÆ ANTISCROPHULOSÆ, P. ex Oxido Stibii et Hydrargyri sulphureto nigro compositæ. (P. scammonii, hydrarg. sulphur. nigr., aa ℥ij, antimonii oxidii albi, milleped., sapon. amygdalin., aa ℥iij, extract. glycyrrh. ℥v. Make into a mass. Ph. P.) Dose gr. iv. to xx.

PILULÆ ANTISPASTICÆ, P. galbani compositæ —P. Asafetidæ compositæ, P. galbani compositæ.

PILULÆ ASIATICÆ, *Asiatic Pills; Tanjore Pills.* (Acid. arsenios. gr. lv: Piper. nigr. pulv. ℥ix., Acaciæ q. s. ut fiant pil. 800. Each pill contains about one-fifteenth of a grain of arsenious acid. These pills are employed in India for the cure of syphilis and elephantiasis.

PILULÆ BALSAMICÆ, P. Doct'ris Morton (Milleped pulverisat. ℥xviiij, gum. ammon. ℥xj, acid. benzoic. ℥vj, croci, balsam. Peruv. aa ℥j, balsam. sulph. anisat. ℥vj. Mix. Ph. P.) Tonic, expectorant, and balsamic.

PILULÆ BENEDICTÆ FULLERI, P. de Aloe et fætidis.

PILULÆ CAMBOGIÆ COMPOSITÆ, P. de guttâ gaman'drâ, P. hydrago'ga, *Gamboge pills, Pilulæ gummi guttæ aloeticæ; Compound Gamboge pills.* (F.) *Pilules de gomme gutte composées.* (Cambogis contritæ, aloes spicat. extract. contritæ., pulv. cinnam. comp. sing. ℥j, saponis ℥ij. Ph. L.) Cathartic. Dose, gr. x to xx.

Morrison's Pills are said by Dr. Paris to be nothing more than the above, with the addition of a small portion of cream of tartar.

PILULÆ CATHARTICÆ COMPOSITÆ, *Compound cathartic pills.* (Ext. colocynth. comp. in pulv. ℥ss; Ext. Jalapæ in pulv., Hydrarg. chlorid. mit. aa ℥iij; Gambog. in pulv. ℥ij. M. Form into a mass with water, and make into 180 pills—Ph. U. S.) Three for a dose.

PILULÆ COCCHI, P. aloes et colocynthidis—p. Coccinæ minores, P. aloes et colocynthidis—p. Coccinæ, P. aloes et colocynthidis—p. Colchici et digitalis, P. Lartigues—p. Colocynthidis compositæ, P. aloes et colocynthidis—p. ex Colocynthide cum aloë, P. aloes et colocynthidis—p. Communes, P. aloes et myrrhæ —p. Cupri, *Pilulæ ammoniuireti cupri.*

PILULÆ COPAIBÆ, *Pills of Copaiba. (Copaib. ℥ij; magnesiæ, recentè præpar. ℥j. Mix, and set aside till it concretes into a pilular mass, to be divided into 200 pills.—Ph. U. S.)* Each pill contains nearly five grains of copaiba. Two to six for a dose.

PILULÆ DE CYNOGLOSSO, P. de extracto o'pii. (Pulv. rad. cynogloss., semin. hyoscyam. alb., extract. opii vinos. aa ℥iv. pulv. myrrh. ℥vj,

oliban. ꝑv, croci., castor., Æa ꝑss, syrup opii q. s. (Ph. P.) Anodyne. In cough, &c. Dose, gr. iv. to gr. viij.

PILULÆ DEPURANTES, P. hydrargyri submuriatis compos.—p. Ecphracticæ, P. de aloë et fetidis.

PILULÆ FERRI CARBONATIS, *Pills of Carbonate of iron, Vallet's ferruginous pills.* (Ferri Sulph. ꝑiv; Sodæ Carbonat. ꝑv; Mel. despumat. ꝑss; Syrup., Aquæ bullientis, Æa q. s. Dissolve the sulphate of iron and carbonate of soda, each in a pint of the water, and to each solution add a fluidounce of syrup; then mix the two solutions in a bottle just large enough to contain them; close it accurately with a stopper, and set it by, that the carbonate of iron may subside. Pour off the liquid, and having washed the precipitate with warm water, sweetened with syrup in the proportion of f. ꝑj of the latter to Oj of the former, until the washings no longer have a saline taste, place it upon a flannel cloth, and express as much water as possible; then mix it with the honey. Lastly, heat the mixture in a water bath, until it contains a pilular consistence.—Ph. U. S.)

PILULÆ FERRI COMPOSITÆ, *Compound pills of iron, Pilulæ Ferri cum myrrhâ.* (F.) *Pilules de Fer composées.* (Myrrh in pulv. ꝑij, sodæ subcarb., ferri sulph., Æa ꝑj. Syrup, q. s. Mix, to form 80 pills.—Ph. U. S.) Tonic. Dose, gr. x to xx.

PILULÆ FERRI CUM MYRRHÂ, P. Ferri composita—p. Fœtidæ, P. galbani composita.

PILULÆ GALBANI COMPOSITÆ, P. asafœtidæ composita, P. fœtidæ, P. gummosæ, P. e gummi, *Compound galbanum pill, Pilulæ antispasmodicæ, P. antihysterica, P. myrrhæ composita, Gum pill.* (Galban., myrrhæ, Æa ꝑss, asafœtidæ ꝑiv, syrup, q. s. to form 480 pills.—Ph. U. S.) Antispasmodic and emmenagogue. Dose, gr. x to xx.

PILULÆ GUMMI, P. galbani composita—p. Gummi guttæ aloeticæ, P. cambogiæ composita—p. Gummosæ, P. galbani composita—p. de Gutta gandrâ, P. cambogiæ composita.

PILULÆ EX HELLEBORO ET MYRRHÂ, P. tonica, *Bacher's Pills, Tonic Pills of Bacher, Pills of Hellebore and Myrrh.* (Ext. helleb. nigr., extrac. myrrh. Æa ꝑj. fol. cardui benedict., in pulv. ꝑij. Mix. Ph. P.) Tonic and emmenagogue. In dropsical, cutaneous, and verminous affections. Dose, gr. iv. to gr. viij.

Matthews's Pills, Starkey's Pills, are formed of rad. helleb. nigr., rad. glycyrrh., sapon. Castill., rad. curcumæ, opii purif., syrup. croci, Æa ꝑiv. ol. tereb. q. s. ut fiat massa.—Gray.

PILULÆ HYDRAGOGÆ, P. cambogiæ composita—p. Hydragogæ Bontii, Pilulæ aloës et cambogiæ.

PILULÆ HYDRARGYRI, P. mercuriales, *Mercurial pill, Blue pill,* (F.) *Pilules de Mercure.* (Hydrarg. purif. ꝑj, confect. rosæ ꝑss, glycyrrh. ꝑss. Rub the quicksilver with the confection, until the globules disappear; then add the liquorice powder, and beat the whole into a uniform mass, to be divided into 480 pills.—Ph. U. S.) Antisyphilitic; mercurial;—in large doses, purgative.

PILULÆ HYDRARGYRI CHLORIDI MITIS, *Pills of mild chloride of mercury, Calomel Pills,* (Hydrarg. chlorid. mit. ꝑss, acaciæ, in pulv. ꝑj; Syrup. q. s., ut fiat pil. 240.—Ph. U. S.) Each pill contains one grain.

PILULÆ DE HYDRARGYRO, SCAMMONIO ET ALOE, vulgo MERCURIALES, (F.) *Pilules Mercurielles ou de Mercure, Scammonée et Aloës.* (Hydrarg. purif. ꝑj, mellis ꝑxj. Rub until the globules disappear; then add aloës Socot., scammon. Æa ꝑij, mais, cinnam. Æa ꝑj. Make into a mass. Ph. P.) Uses, same as the last, but they are more purgative. Dose, gr. viij to xxx. These pills are nearly the same as the *Pastilles de Renaudot.*

PILULÆ EX HYDRARGYRO MURIATICO MITI CUM SULPHURE STIBIATO AURANTIACO, Pilulæ hydrargyri submuriatis composita.

PILULÆ HYDRARGYRI SUBMURIATIS COMPOSITÆ, *Pilulæ ex Stibio et Hydrargyro, P. antiherpetica, P. ex hydrargyro muriatico miti cum sulphure stibiatu aurantiaco, P. resolutentes cum mercurio, P. depurantes, Compound Pills of Submuriate of Mercury, P. Hydrargyri Submuriatis, Calomel Pills, Plummer's Pills, Red Pill.* (Hydrarg. submur., antimon. sulphur. precipitat. sing. ꝑij, guaiac. gum resin. contrit. ꝑiv, spirit rect. ꝑss. Beat together. Ph. L.) Mercurial, and reputed to be diaphoretic and alterative. Dose, gr. v to x.

Leake's *Pilula salutaris* resembles these. It is used in syphilis.

PILULÆ MERCURIALES, P. hydrargyri, P. de hydrargyro, scammonio et aloë—p. Doctoris Morton, P. balsamica—p. Myrrhæ composita, P. Galbani composita.

PILULÆ OPIATÆ, P. Thebaica, *Opiate Pills, Common Night Pills, Anodyne Pills, Nephelthes opiatum,* (F.) *Pilules Opiacées.* (Opii, p. 1; ext. glycyrrh. p. 7; fruct. Myrt. piment. p. 2. Mix. Ph. E.) Five grains contain gr. ss of opium.

PILULÆ OPII, P. saponis cum opio—p. Extracto opii, P. de cynoglossa—p. ex Oxido stibii et hydrargyri sulphureto nigro composita, Pilulæ antiscrophulosæ—p. Resolventes cum mercurio, P. hydrargyri submuriatis compos.—p. de Rhabarbaro, Pilulæ rhei composita.

The stomachic nostrum, sold under the name of *Moseley's Pills*, consists merely of rhabarbar and ginger.

PILULÆ QUINIAE SULPHATIS, *Pills of sulphate of Quinia* (Quin. Sulph. ꝑj, acaciæ, in pulv. ꝑij, syrup, q. s., ut fiat pilulæ 480. Ph. U. S.) Each pill contains a grain of the sulphate of quinia.

PILULÆ RHEI, *Pills of Rhubarb, (Rhej, in pulv. ꝑv, saponis. ꝑij; M. et fiat pil. 120. Ph. U. S.)* Each pill contains three grains of rhubarb.

PILULÆ RHEI COMPOSITÆ, P. de Rhabarbaro, *Compound Rhubarb Pills.* (Pulv. Rhei ꝑj, aloës ꝑv, myrrh in pulv. ꝑiv, ol. menthæ pip. f. ꝑss. Beat into a mass, with syrup of orange peel, to form 240 pills. Ph. U. S.) Laxative and stomachic. Dose gr. x. to xx.

PILULÆ RUFI, P. aloës et myrrhæ—p. Salutaris, Leake's, see Pilulæ hydrargyri submuriatis composita—p. Saponacæ, P. saponis cum opio—p. Saponis composita, P. saponis cum opio.

PILULÆ SAPONIS CUM OPIO, P. saponacæ, *Pills of Soap and Opium, P. saponis composita, Pilulæ Opii,* (F.) *Pilules de Savon et d'Opium.* (Opii ꝑss. Sapon. ꝑij. M.—Ph. U. S.) Five grains contain one of opium.

PILULÆ SCILLÆ, P. Scillæ composita.

PILULÆ SCILLÆ COMPOSITÆ, P. Scillitica,

P. Scillæ cum Zinzib'erè, P. s. Scillâ, Compound Squill Pill. (Scillæ in pulv. ʒj; zingib. in pulv.; ammoniac. in pulv. āā ʒij; saponis, ʒij, syrup. q. s. ut fiant pil. 120.—Ph. U. S.) Dose two pills. Expectorant and diuretic. Dose, gr. x to xx.

PILULÆ SCILLÆ CUM ZINGIBERE, *P. scillæ compositæ*—p. Scilliticæ, *P. scillæ compositæ*—p. ex Stibio et hydrargyro, *P. hydrargyri submur. compos.*—p. Stomachicæ, *P. aloes et kinæ kinæ.*

PILULÆ STRYCHNÆ, *Pills of Strychnia.* (Very pure *strychnine*, ʒ gr.; *conserve of roses*, ʒss. Make into 24 pills.) One or two for a dose.

PILULÆ STYRACË, *Storax Pills.* (*Styracis pur.* ʒij, *opii purif.*, *mellis, croci*, sing. ʒj.—*Ph. D.*) Six grains contain one of opium.

PILULÆ SUBLINGUALIS, *Hypoglossitides.*

PILULÆ DE TEREBINTHINA, *Turpentine Pills.* Made of turpentine boiled in 3 times its weight of water, until, when thrown into cold water, it forms a soft paste, which has the properties of turpentine, and has been administered in gleet, &c.

PILULÆ THEBAICÆ, *P. opiatæ*—p. Tonicæ, *P. ex Helleboro et myrrha.*

PILULAR, *Pilularis*; from *pilula*, 'a pill.' Relating to pills,—as 'a *pilular mass*,' 'pilular form,' &c.

PILULES, *Pilulæ*—p. *Agrégatives*, see Aggregate—p. *d'Aloes ou aluétiques*, *Pilulæ aloeticæ*—p. *d'Ammonure de cuivre*, *Pilulæ ammoniuretici cupri*—p. *Bénites de Fuller*, *Pilulæ de aloes et scétidis*—p. *de Fer composées*, *Pilulæ ferri compositæ*—p. *Ferrugineuses de Vallet*, see *Ferri protocarbonas*—p. *Gourmandes*, *Pilulæ aloes et kinæ kinæ*—p. *de Mercure*, *Pilulæ hydrargyri*—p. *de Mercure*, &c., *Pilulæ de hydrargyro*, et *scammonio et aloes*—p. *Mercurielles*, *Pilulæ de hydrargyro*, *scammonio et aloes*—p. *Opiaçes*, *Pilulæ opiatæ*—p. *de Savon et d'Opium*, *Pilulæ saponis cum opio.*

PILULIER (F.), *Pill Machine.* An instrument invented by the Germans for rolling and dividing pills. Also, the earthen pot in which pills are preserved.

PILUM, *Pistillus, Pistillum, Hyperos, Cercis*, (F.) *Pilon.* A pestle. A wooden, iron, bell-metal, marble, agate, porcelain, or glass instrument for beating or dividing substances in a mortar.

PILUS, *Capillus, Caul, Hair.*

PIMELE, *Pinguedo.*

PIMELECCYSIS, *Pimelorrhœa.*

PIMELICUS, *Fatty.*

PIMELITIS, from *πυμελη*, 'fat,' and *itis*, denoting inflammation. Inflammation of the adipose tissue.

PIMELODES, *Fatty.*

PIMELOMA, from *πυμελη*, 'fat.' A fatty swelling.

PIMELORRHŒA, *Pimelorrhœa*, from *πυμελη*, 'fat,' and *ρρω*, 'I flow.' A morbid discharge or disappearance of fat.

PIMELORTHOPNŒA, *Piorthopnœa*; from *πυμελη*, 'fat,' *ορθος*, 'upright,' and *πνεειν*, 'to breathe.' *Dyspnœa*, practicable only in the erect attitude, owing to fat.

PIMELO'SIS, *Obesitas nimia*, from *πυμελη*, 'fat.' Conversion into, or formation of, fat,—as *Pimelosis hepatica*, 'fatty degeneration of the liver.'

PIMELOSIS HEPATICA, *Adiposis hepatica*—p. *Nimia*, see *Polysarcia.*

PIMENT, *Capsicum annuum*—p. *Royal*, *Myrica gale.*

PIMENTA, see *Myrtus pimenta.*

PIMENTÆ BACCÆ, see *Myrtus pimento.*

PIMENTO, see *Myrtus pimenta.*

PIMIACULA, *Labia pudendi.*

PIMPERNEL, *BLUE*, *Scutellaria lateriflora*—p. *Red*, *Anagallis*—p. *Scarlet*, *Anagallis arvensis*—p. *Water*, *Veronica beccabunga.*

PIMPILIM, *Piper longum.*

PIMPINEL, *ITALIAN*, *Sanguisorba officinalis.*

PIMPINELLA ANISUM, *The Anise plant, Anisum, Anisum vulgare, Solamen intestinum, Anisum, Anisum*, (F.) *Anis.* Family, *Umbelliferae. Sex. Syst. Pentandria Digynia.* A native of Egypt. The seeds, *Anisum*, (Ph. U. S.) *Semina Anisi, Aniseed*, have an aromatic odour; and a sweetish, warm, grateful taste. They are carminative; and used in dyspepsia and the tormina of infants. Dose, gr. xv to ʒj, bruisèd. The oil,—OLEUM ANISI, (F.) *Huile d'anis*—is officinal. Dose, gr. v. to xv. Most of the oil used in this country under the name of *Oil of Anise* is said to be obtained from *Illium Anisatum.*

PIMPINELLA, GREATER, *P. magna*—p. *Hircina*, *P. Saxifraga.*

PIMPINELLA MAGNA, *P. Nigra; Greater Pimpinella; Tragoseli'num majus, Daucus, Cyanopus*, (F.) *Bouçage majeur.* The root has been extolled as diuretic and resolvent, as well as in erysipelatos ulcerations, tinea capitis, rheumatism, &c.

PIMPINELLA NIGRA, *P. magna.*

PIMPINELLA SAXIFRAGA, *Saxifrage, Burnet saxifrage, Poterium sanguisorba, Sorbastrel-la, Tragoseli'num, Pimpinella hircina, P. umbellifera*, (F.) *Bouçage mineur, Petit B., Pimprenelle.* The root has an unpleasant smell, and hot, pungent bitterish taste. It has been recommended as a stomachic; and as a stimulating gargle in paralysis of the tongue.

PIMPINELLA UMBELLIFERA, *P. saxifraga.*

PIMPLE, *Papula.*

PIMPRENELLE, *Pimpinella saxifraga*—p. *Noire*, *Sanguisorba officinalis.*

PIN. Perhaps from *Pennum*, low Latin; or from *Spina; Spina ferrea, Acus capitata*, (F.) *Épingle.* An iron or brass instrument, generally of a small size; pointed at one extremity, and having a head at the other. It is used, in Surgery, to fix rollers and dressings; and occasionally in sutures.

PIN À PIGNON, see *Pinus picea.*

PINASTELLUM, *Peucedanum.*

PINASTER, *Pinus sylvestris.*

PINCÉ, *Pinched.*

PINCÉ LITHODRASSIQUE, see *Lithodracissic.*

PINCÉE, *Pngillus.*

●PINCERS, *Forceps.*

PINCETTES, *Forceps.*

PINCHED, *Contractus*, (F.) *Pincé, Grappé.* An epithet applied to the face, when the features are contracted or shrunken; as in violent abdominal affections, or during intense pain.

PINCKNEYA PUBENS, *P. Pubescens, Georgia Bark, Bitter bark, Florida bark, Fever tree.* This bark has been used in Georgia in

the cure of intermittents, and successfully. It is a powerful bitter. Dose of the powder, ʒj.

PINDARS, *Arachis Hypogea*.

PINE APPLE, *Bromelia ananas*—p. Apherousli, *Pinus cembra*—p. Ground, stinking, *Camphorosma Monspeliaca*—p. Mountain, see *Pinus mughos*—p. Mugho, see *Pinus mughos*—p. Stone, *Pinus pinea*—p. Sugar, see Arrow Root.

PINEA, *Pinus pinea*.

PINEAL, *Pinea'lis*, from *pinus*, 'a pine.' That which resembles a pine-apple.

PINEAL GLAND, *Glandula pinea'lis*, *Cerebral epiph'ysis*, *Cona'rium*, *Cona'id'es corpus*, *Penis cere'br'i*, *Corpus turbina'tum*, *Virga* seu *Turba cere'br'i*, is a small body, of a conical shape; pale red or grayish colour; and soft consistence; situate between the fornix and the tubercula quadrigemina. It almost always contains sabulose particles, *Sabulum cona'rii*. When these are grouped together over the base of the gland, they form the *Ace'vulus Cere'br'i* of Sömmering, *Lapil'li gland'ulae pinea'lis*. From this anterior part arise two medullary striæ, which proceed over the posterior commissure; coast along the optic thalami, and unite at the anterior pillar of the fornix,—the *hab'e'næ* or *reins of the pineal gland*.

The uses of the pineal gland are unknown. Descartes supposed it to be the seat of the soul!

PINEUS PURGANS, *Jatropha curcas*.

PINGUECULA, *Pterygium pingue* seu *lar'dæcum*, from *pinguis*, 'fat,' 'fatty.' A small, whitish-yellow tumour in the sclerotic conjunctiva and subjacent cellular tissue, close to the margin of the cornea on its nasal or temporal side; so called from its being supposed, but erroneously, to be of a fatty nature.

PINGUEDO, *Pinguet'udo*, *Pim'elë*, *Piar*, *Pic'iron*, *Lipos*, *Stear*, *Adeps*, *Sevum*, *Sebum*, *Corpus adiposum*, *Azu'n'gia*, *Fat*, (F.) *Graisse*. A soft, white, animal substance; inodorous; insipid; oily; inflammable, easy to melt; spoiling in the air, and becoming rancid by union with oxygen; almost insoluble in alcohol; insoluble in water; soluble in the fixed oils. Fat is formed chiefly of immediate principles, *stearin*, *margarin* and *olein*, which are regarded as salts, composed of stearic, margaric and oleic acids, and a common base to which, from its sweetish taste, the name *Glyc'er'in* has been given: to these are, almost always, joined an odorous and a colouring principle. Fat is found in a number of animal tissues, and is very abundant in the neighbourhood of the kidneys and in the epiploon. It is generally fluid in the cetacea; soft and of a strong smell in the carnivora; solid, and inodorous in the ruminating animal; white, and abundant in young animals, and yellowish in old. It usually forms about a 20th part of the weight of the human body. The fat, considered physiologically, has for its function to protect the organs; maintain their temperature; and to serve for nutrition in case of need; and is observed in torpid animals.

PINGUEDO RENALIS, Nephridion.

PINGUICULA VULGARIS, *Sanic'ula mont'ana*, *S. Eboracens'is*, *Vi'ola palus'tris*, *Dodecatheon Plin'ii*, *Butter-wort*, *Yorkshire San'icle*. Family, *Personnææ*. *Sex. Syst.* *Dianthria Monogynia*. The unctuousity of this plant has caused it to be applied to chaps, and as a pomatum to the hair. Decoctions of the leaves,

in broths, are used by the common people in Wales as a cathartic.

PINGUIN, *Bromelia pinguin*.

PINGUITUDO, Pinguëdo.

PINHONES INDICI, *Jatropha curcas*.

PINK, CAROLINA, *Spigelia Marilandica*.

PINK DYE. *Stripped safflower*, ʒj, *subcarb. of potass.* gr. xviii, *spirit of wine* ʒvij; digest for two hours; add *distilled water* ʒij; digest for two hours more, and add *distilled vinegar* or *lemon juice* q. s., to reduce it to a fine rose-colour. Used as a cosmetic.

PINK, GROUND, *Silene Virginica*—p. Indian, *Spigelia Marilandica*—p. Wild, *Silene Virginica*.

PINNA, Ala, Pavilion of the ear—p. Marina, see Bissus.

PINNACULUM FORNICIS GUTTURALIS, Uvula.

PINNÆ HEPATIS, Lobes of the liver—p. Naris, see Nasus.

PINNULA, *Aileron*.

PINNULÆ HEPATIS, Lobes of the liver.

PINO'LI. (S.) A preparation used for subsistence on long journeys in the West. It is parched corn, beaten or ground very fine, and sweetened with sugar, to be used with water, and drunk on the march. It is the *cold flour* of the Indians, and early Western pioneers.

PINONCILLO TREE, *Castillognia lobata*.

PINUS A'BIES, *Abies rubra*, *A. excel'sa*, *El'atë thelei'a*, *Pice'a*, *Norway Spruce Fir*, *Yew-leaved Fir*. *Nat. Ord.* *Conifera*. *Sex. Syst.* *Monœcia Monadelphia*. The tops are used in making *Spruce Beer*.

Essence of Spruce, *Essentia Abie'tis*, is a fluid extract, prepared by decoction from the twigs of this species of fir. From this is made *Spruce Beer*.

This fir affords the Burgundy pitch and common frankincense. 1. *Bur'gundy Pitch*, *White pitch*, *Pix Burgun'dica*, *Pix alba*, *Resi'na abie'tis hu'mida*, *Resi'na alba humida*, *Pini abie'tis resina spontè concre'ta*, *Pix ar'ida*, *Pix abiet'ina*, *P. abietis* (Ph. U. S.) (F.) *Paix blanche*, *Paix grasse*, *P. jaune*, *P. de Bourgogne*. This prepared concrete juice is of a close consistence, rather soft, of a reddish brown colour, and not unpleasant smell. It is very adhesive to the skin; and, consequently, forms excellent plasters for remaining upon the part for some time;—as in cases of affections of the chest. 2. *Abie'tis Resi'na*, (Ph. L. since 1809.) *Thus*, *Common Frankincense*, *Perrrosin*, *Thus femi'num*, *T. vulg'arë*, *Olib'anum vulg'arë*, *Resina abietis sicca*, *Resin of the Spruce Fir*. It is solid, dry, brittle; externally, brownish-yellow; internally, whitish. Used in plasters like the last.

PINUS BALSAME'A, *Abies balsamea*. The tree which affords the *Canada Balsam*, *Balsamum Canaden'se*, *Resina strobili'na*, *Terebinth'ina Canaden'sis*, *Pini balsameæ resi'na liquida*, *Resina flu'ida Canaden'sis*, *Terebinth'ina balsamea*, *Canada Turpentine* or *Balsam*, *Balsam of Fir*, (F.) *Baume de Canada*, is one of the purest turpentine. It has the common properties of those substances.

PINUS CANADEN'SIS, *Abies Canaden'sis*, *Hemlock Spruce*. A tree, which is abundant in Canada, Nova Scotia, and the more northern parts of New England, and is found in the elevated and mountainous regions of the Middle States. The pitch—*Pix Canaden'sis*, *Canada Pitch*,

Hemlock Pitch—obtained from it is commonly known under the name *Hemlock Gum*.

PINUS CEMBRA, *Aphernous'ii* Pinus. It yields an agreeably scented turpentine:—the *Carpathian Balsam*, *Balsamum Carpathicum* B. Libani, *Carpathicum*, *Briançon Turpentine*. The nuts, *Cembro nuts*, have an eatable kernel, and yield oil. The shoots yield *Riga Balsam* by distillation.

PINUS DAMARRA, *Ag'athis Damarra*; grows in the East India Islands. The juice speedily concretes into a very hard resin,—the *Damarra turpentine*.

PINUS LARIX, *Larix*. The *Larch*, (F.) *Mélèze*. From this tree exude *Or'emburg gum*, and *Briançon marna*. It also yields, by boring, *Common Venice Turpentine*, *Resina Laricis*, *Terebinthina Ven'eta*, *Pini Laricis resina liq'uida*, (F.) *Térébenthine de Venise*, *M. de Mélèze*. It is usually thinner than the other sorts of turpentine.

PINUS MUGHOS. The *Mountain or Mugho Pine*, *Pinus Pumilio*. From the extremities of the branches exudes the *Resina Strobili'na*, of the Germans, or *Hungarian Balsam*. It is also obtained, by expression, from the cones. By distillation, the Hungarian balsam affords the *Krumholz Oil*, *Oleum Templinum*.

PINUS PALUSTRIS, see *Pinus sylvestris*.

PINUS PICEA, *Abies picea*, *A. pectinata*, *European Silver Fir Tree*, *El'atè*, *Abies*, *A. Gal'lica*, (F.) *Sapin commun*. By piercing the tubercles of the bark of this fir, the *Strasburg Turpentine* is obtained:—the *Resina Abietis*, (Ph. L. before 1809); *Oleum Abietis*, *Terebinthina Argentoratensis*.

PINUS PINASTER, see *P. sylvestris*.

PINUS PINEA, *Stone Pine*, *Pinea*, *Pinus*, *P. uber'ima*. The nuts, *Zirbelnuts*, *Pine nuts*, (F.) *Pin à pignons*, are eaten raw; or preserved like almonds. They are, also, used in emulsions.

PINUS PUMILIO, see *Pinus Mughos*.

PINUS SYLVESTRIS, *Pinaster*, *Peuce*, *Scotch Fir*. This pine, as well as *P. marit'ima*, (*P. Pinaster*) and other species of *Pinus*, affords common turpentine and its oil, resin, tar, and pitch. 1. *Common Turpentine of Europe*, *Terebinthina*, *T. vulgaris*, *T. communis*, *Resina pini*, *Bijon*, *Horse Turpentine*, *Bordeaux Turpentine*, (F.) *Térébenthine de Bordeaux*, *Térébenthine commune*, is obtained by wounding the tree in hot weather. It is used, chiefly, as a dressing for wounds, &c., in horses, and for the distillation of the oil, (see *Oleum Terebinthina*.) The *White Turpentine*, or *common Turpentine of America*—*Terebinthina*, Ph. U. S.—is produced chiefly from *Pinus palustris* and *P. taeda*, and perhaps from other species inhabiting the Southern States. When the oil is distilled with water, yellow resin, or *Rosin*, *Resina*, Ph. U. S.)—*Resina flava*—is left, which is only used in the formation of ointments and plasters: if without the addition of water, the residuum is common resin or *Colophony*. 2. When the cold begins to check the exudation of the common turpentine part of it concretes in the wounds. This is called, in France, *Gallipot*, *Barras*; and *White Rosin*, *Resina alba*, when hardened after long exposure to the air. 3. When the old trees are subjected to distillation, in a coarse manner, Tar is obtained—*Hygropissos*, *Pissa*, *Pix ced'ria*, *Re-*

si'na pini empyreumatica liq'uida, *Terebinthina empyreumatica*, *Alichitram*, *Alichit'ura*, *Ced'ria*, *Pix liq'uida*, (F.) *Goudron*, *Brai liq'uide*. Tar water, *Agua Picea*, *A. Piceis*, *Infusum Piceis liq'uida* seu *Piceis empyreumatica liq'uida*, *Po'tio picea*, (F.) *Eau de Goudron*, was, at one time, a fashionable remedy in numerous complaints, and of late its use has been revived, since its virtues have been presumed to be owing to creasote. It is employed chiefly in pulmonary affections, and the vapour has been recommended in phthisis and other diseases of the lungs. It is used externally as a detergent. 4. *Common Pitch*, *Pix nigra*, *Black Pitch*, *Burnea*, *Burnia*, *Stone Pitch*, *Pix sicca*, *P. atra*, *P. navalis*, *Topissa*, *Palimpis'sa*, *P. ar'ida* (Ph. L. before 1809), (F.) *Poix navale*, *P. noire*, is obtained by inspissating tar. It is used only as a resolvent in plasters.

PINUS TEDA, see *P. sylvestris*—p. *Uber'ima*, *Pinus pinea*.

PIONE, *Pæonia*.

PIONY, *Pæonia*.

PIORTHOPNŒA, *Pimelorthopnæa*.

PIOULQUES, (F.) A kind of sucking-pump, invented by Louis, for extracting water that had entered internal cavities, in cases of drowning. A useless instrument.

PIPE-PLANT, *Monotropa uniflora*.

PIPER, see *Piper nigrum*.

PIPER ALBUM, *Leucopiper*, *White Pepper*, is black pepper freed from its cuticle.

PIPER ANGUSTIFOLIUM, *Matico*—p. *Aromaticum*, *P. nigrum*—p. *Betel*, *Betel*—p. *Brazilianum*, *Capsicum annum*—p. *Calcuticum*, *Capsicum annum*—p. *Caryophyllatum*, see *Myrtus pimenta*—p. *Caudatum*, *P. cubeba*—p. *Chiapæ*, see *Myrtus pimenta*.

PIPER CUBEBA, *Cubeba*, *Com'peper*, *Compeba*, *Cubal sini*, *Piper caudatum*, *Cubeb Pepper*, *Tailed Pepper*, *Cuma'mus*, (F.) *Poivre à queue*, *Quabebe*. A native of Java and Guinea. The odour of these berries is aromatic; taste at first cooling, afterwards pungent. The active principle is an essential oil—*Oleum Cubebeæ*, oil of cubebs—which is officinal in the Pharm. U. S. The properties of the cubeb are stimulant and purgative. It is used only in gonorrhœa. Dose, from ℥j to ʒj, in powder, three or four times a day: of the volatile oil, 10 or 12 drops.

'Turkey yellow berries,'—the dried fruit of the *Rhamnus Catharticus*—are often substituted for cubebs.

PIPER GUINEENSE, *Capsicum annum*—p. *Hispanicum*, *Capsicum*—p. *Indicum*, *Capsicum annum*—p. *Jamaicense*, see *Myrtus pimenta*.

PIPER LONGUM, *Macropiper*, *Acapat'li*, *Catutrip'ali*, *Pim'iliim*, *Long Pepper*, (F.) *Poivre long*. As we receive the berries, they consist of the unripe fruit dried in the sun; and are small, round grains, disposed spirally on a cylindrical receptacle. They are stimulant, carminative and tonic, like the other peppers. Dose, gr. v to ℥j.

PIPER LUSITANICUM, *Capsicum annum*—p. *Murale*, *Sedum*.

PIPER METHISTICUM, see *Ava*.

PIPER NIGRUM, *Mcclanop'iper*, *Molagoco'di*, *Lada*, *Piper aromaticum*, *Piper* (Ph. U. S.) *Black Pepper*, (F.) *Poivre noir*. Black pepper is the unripe fruit dried in the sun. Virtues, same as those of the other peppers.

PIPER ODORATUM JAMAICENSE, see *Myrtus*

pimenta—p. Tabascum, see *Myrtus pimenta*—p. Turcicum, Capsicum annuum.

PIPERINA, *Piperinum*, *Piperine*, *Piperin*. A resinoid substance, obtained from the piper nigrum by M. Erstädt, in which a part of the virtues of the pepper resides. It has been employed, like the quinia, in intermittents, and successfully.

PIPEROPASTUS; from *πῆπει*, 'pepper,' and *πάσσειν*, 'to strew.' Strewed with pepper;—socks, for example, where it is desirable to excite the surface of the feet.

PIPINNA, *Men'tula parva*. A small penis. PIPPERIDGE BUSH, see *Oxycantha Galeni*.

PIPSISSEWA, *Pyrola umbellata*—p. Spotted, *Pyrola maculata*—p. White, *Pyrola maculata*.

PIPTONYCHIA, *Onychoptosis*.

PIQUETÉ, see *Sablé*.

PIQURE, Puncture, Wound, punctured.

PISA, (CLIMATE OF.) Pisa has long been celebrated as one of the most favourable climates in Italy for the consumptive. The climate is genial, but somewhat oppressive and damp. It is softer than that of Nice, but not so warm; less soft, but less oppressive than that of Rome.

PISCIARELLI, MINERAL WATERS OF. A spring at Monte Secco, in Italy, between Lake Agnano and Solfatara. It is thermal (100° Fahr.) sulphureous and carbonated, and is chiefly used in old ulcers, leucorrhœa, chronic diarrhœa, and in cutaneous affections.

PISCIDIA ERYTHRIINA, *Jamaica Dog wood*. A small branching tree, common in most of the West India Islands;—*Diadelpia Decandria* of Linnæus. It is used in the West Indies to poison fish. It appears to be an acro-narcotic, and has been used in the form of a tincture of the bark of the root in toothache.

PISCINA, *Baignoire*.

PISCIVOROUS, *Piscivorus*, *Ichthyoph'agous*, *Ichthyoph'agus*, from *piscis*, 'a fish,' and *voro*, 'I eat.' Feeding or subsisting on fish.

PISIFORM, *Pisiformis*, from *pisum*, 'a pea,' and *forma*, 'shape.'

PISIFORME OS, *Os lenticularè*, *Os orbicularè*, *Os extra ordinem carpi*, (F.) *Os hors du rang*, is the fourth bone of the first row of the carpus. It is round, and gives attachment to the tendon of the cubitalis anterior, and to the anterior transverse ligament of the carpus. It is articulated, behind, with the os cuneiforme.

PISO, Mortar.

PISSA, see *Pinus sylvestris*.

PISSASPHALTUS, *Pissasphaltum*, *Mineral pitch*, from *πίσσα*, 'pitch,' and *ασφαλτος*, 'bitumen.' (F.) *Poix minérale*. A thicker kind of *Petroleum* or *Rock Oil*; formerly employed as a vulnerary. It is synonymous with *Glaucinous bitumen*, *Malta bitumen*, and *Mineral tar*.

PISELÆUM, *Oleum Pisci'num*, from *πίσσα*, 'pitch,' and *ελατον*, 'oil.' An oily matter obtained from boiling pitch, and used for the same purposes as tar.

PISELEUM INDICUM, *Petroleum*.

PISEMENT DE SANG, *Hæmaturia*.

PISSEN LIT, *Leontodon taraxacum*.

PISSE'ROS, from *πίσσα*, 'pitch.' Ancient name of a cerate, prepared of *olive oil*, *oil of roses*, and *dried pitch*. It was, also, called

Cerat'um pica'tum, and *C. tetraphar'macum*.—*Hippocrates*.

PISSITES, *Vinum pica'tum*. Same etymon. A wine prepared from tar and the must of the grape. It was regarded to be stomachic.

PISSOSIS, *Malacia*.

PISSWEED, *Anthemis cotula*.

PISTACHIO NUTS, see *Arachis hypogea*, *Pistacia vera*.

PISTACIA LENTIS'CUS, *Terebin'thus lentiscus*, *Lentiscus vulgaris*; the *Mastic Tree*. Family, *Terebinthaceæ*. The wood of this tree abounds with the resinous principles of mastic; and a tincture made from it has been used in the cure of dyspeptic affections, gout, and dysentery. It yields, by incision, the resin *Mastic*, *Resi'na Lentisci'na*, *Men'frigè*, *Masti'chè*, *Mastix*, *Pistaciæ Lentisci'ci Resi'na*. This resin has an agreeable smell when heated: is almost insipid; in globular, irregular, yellowish, semi-transparent masses: soluble in ether; partially so in alcohol. It is stimulant, and has been used in old coughs, and gleet, and is chewed to sweeten the breath. It is sometimes, also, employed to stop holes in carious teeth.

PISTACIA TEREBIN'THUS, *Turpentine Tree*, *Hab-el-Kalimat*, *Terebinthus vulgaris*, *Terminthos*. The tree which affords the *Cyprus Turpentine*, *Resi'na Terebin'thi*, *Terebinthi'na vera*, *T. Chia*, *T. Cyp'ria*, (F.) *Térébinthine de Chio*. This substance is classed amongst the resins. It is procured by wounding the bark of the trunk. The best Chio turpentine is of about the consistence of honey; very tenacious, clear, and almost transparent; of a white colour inclining to yellow, and of a fragrant smell; moderately warm to the taste, but free from acrimony and bitterness. It resembles in virtues the other turpentine.

PISTACIA VERA. Name of the tree which affords the *Nux Pistacia*. *Pistachio nuts* have a sweetish, unctuous taste, resembling that of sweet almonds. Like these, they afford an oil, and may be formed into an emulsion.

PISTILLUM, *Pilum*.

PISTOLOCHIA, *Aristolochia pistolochia*.

PISTORIENSIS GLADIUS, *Bistouri*.

PIT OF THE STOMACH, *Fossette de cœur*.

PITAY'A BARK. This bark is preferred in Columbia to any other. It contains a new vegetable alkali, to which the name *Pitayine* has been given.

PITAYINE, see *Pitaya bark*.

PITCAITHLEY, MINERAL WATERS OF. These saline springs at Pitcaithley, about four miles from Perth, Scotland, contain chlorides of sodium and calcium.

PITCH, *Colophonia*—p. Black, see *Pinus sylvestris*—p. Burgundy, see *Pinus abies*—p. Canada, see *Pinus Canadensis*—p. Common, *Pinus sylvestris*—p. Hemlock, see *Pinus Canadensis*—p. Jew's, *Asphaltum*—p. Mineral, *Pissasphaltum*—p. Stone, see *Pinus sylvestris*—p. White, see *Pinus abies*.

PITHYRIASIS, *Pityriasis*.

PITHYRINUS, *Acerosus*, *Furfuraceus*.

PITTA'CIUM. A pitch plaster, from *πίττα*, 'pitch.'

PITTOSIS, *Malacia*.

PITTO'TA. Medicines in which pitch is the chief ingredient.

PITTSBURG, MINERAL WATERS OF. A chalybeate mineral spring, situate about four

miles S. W. of Pittsburg, in Pennsylvania. It contains chloride of sodium, chloride of magnesium, oxide of iron, sulphate of lime, and carbonic acid.

PITUITA, Mucus, Phlegm—p. Narium, Nasal mucus.

PITUITARY, *Pituita'rius*, *Pituito'sus*, from *pituita*; 'phlegm.' A name given to several parts.

PITUITARY BODY, P. gland.

PITUITARY FOSSA, *Fossa Pituita'ria*. A depression on the cerebral surface of the sphenoid bone, which lodges the pituitary gland. It is called, on account of its shape, *Sella Turcica*, *Ephipp'ium*. Chaussier calls it *Fossa supra-sphenoida'lis*, from its situation.

PITUITARY GLAND, *Glandula Pituitosa* vel *pituita'ria*, *Glandula basila'ris*, *Lacuna* vel *Appendicula cer'ebr'i*, *Hypoph'ysis* seu *Appendix cer'ebr'i*, *Pituitary body*, *Corpus pituita're*; —*Appendice sus-sphenoidale du cerveau*, (Ch.) A small, round body; the anterior portion of which is of a cineritious yellow hue, and the posterior, which is smaller, is whitish and pulpy. Its functions are unknown.

PITUITARY MEMBRANE, *Schneide'rian Membrane*, *Membra'na pituita'ria*, *M. olfacto'ria*. The mucous membrane which lines the nasal fossæ, and extends to the different cavities communicating with the nose. In the nasal fossæ, the membrane appears formed of two layers, intimately united;—the one in contact with the bone is fibrous;—the other is free at one surface. The latter is a mucous membrane, on which papillæ are not easily distinguishable, but which contains them, as well as a number of very small mucous follicles, that open into the cavity of the nares. On penetrating the maxillary, frontal, sphenoidal, and ethmoidal sinuses, the membrane becomes very thin, transparent, less vascular, and seems reduced to its mucous layer. The pituitary membrane receives the impression of smells, by means of the expansion of the olfactory nerves upon it. It is the seat of smell.

PITUITOSUS, Pituitary.

PITYRIASIS, from *πιτυρον*, 'bran;' *Lepido'sis Pityriasis*, *Pityria'ma*, *Pithyriasis*, *Herp'es furfuraceus*, *H. farino'sus*, *Porri'go* (of some), *Tin'ea furfura'cea*, *T. porriginosa*, *Furfuratio*, *Furfuris'ca*, *Dandruff*, *Dandruff*, (F.) *Teigne*, *Dartre*, *Dartre furfuracée volante*;—a very superficial affection; characterized by irregular patches of thin scales, which repeatedly exfoliate and recur; but which never form crusts, or are accompanied with excoriations. It is not contagious. It occurs under three or four varieties of form.

PITYRIASIS, Porri'go—p. Nigra, Melasma—p. Versicolor, Chloasma.

PITYRISMA, Pityriasis.

PITYROIDES, Furfuraceus.

PITYRON, Furfur.

PIVOINE, Pæonia.

PIX, Sperm—p. Abietina, see *Pinus abies*—p. Abietis, see *Pinus abies*—p. Alba, see *Pinus abies*—p. Anda, see *Pinus abies*, and *Pinus sylvestris*—p. Atra, see *Pinus sylvestris*—p. Brutia, Brutia—p. Burgundica, see *Pinus abies*—p. Canadensis, see *Pinus Canadensis*—p. Cedria, see *Pinus sylvestris*—p. Græca, Colophonia—p. Liquida, see *Pinus sylvestris*—p. Navalis,

see *Pinus sylvestris*—p. Nigra, see *Pinus sylvestris*—p. Sicca, see *Pinus sylvestris*.

PLACE'BO, 'I will please.' An epithet given to any medicine intended rather to satisfy the patient than to cure a disease.

PLACEN'TA. A Latin word, signifying a *Cake*. *P. uteri* seu *uteri'na* seu *uteri car'nea*, *Hepar* seu *Jecur uteri'num*, *Caro* seu *Affusio orbicularis*, *Maza*. A soft, spongy, vascular body, formed at the surface of the chorion, adherent to the uterus, and connected with the fœtus by the umbilical cord. It is not in existence during the first period of the embryo state, but its formation commences perhaps with the arrival of the embryo in the uterus. Its mode of attachment to the uterus is a topic of dispute: but it seems clear that the main circulation through it is of the blood of the fœtus. The placenta is formed of several *lobes* or *cotyledons*, which can be readily distinguished from each other on the uterine surface; but towards the fœtal surface are confounded into one mass. It is composed of the umbilical vessels, cellular tissue, and whitish, resisting filaments, which are vascular ramifications obliterated. Lymphatic vessels have also been presumed to exist in it; and nerves have been traced, proceeding from the great sympathetic of the fœtus. The function of the placenta appears to be like that of the lungs in the adult. It admits of the blood of the fœtus being *shown* to that of the mother, and undergoing requisite changes.

PLACEN'TA CRUORIS, see *Blood*—p. Febrilis, *Ague cake*—p. Oblata, *P. prævia*—p. Obvia, *P. prævia*.

PLACEN'TA PRÆ'VIA, (from *præ* and *via*.) *P. ob'via*, *P. obla'ta*. Presentation of the placenta; a condition which gives rise to *unavoidable hemorrhage* from the uterus. The safety of the female depends upon speedy delivery.

PLACENTA SANGUINIS, see *Blood*—p. Uteri Succenturiata, *Decidua*.

PLACENTI'TIS, *Placunt'itis*, *Placo'itis*, *Inflammatio placen'te*. A hybrid word—from *placenta*, and *itis*, a suffix denoting inflammation. Inflammation of the placenta.

PLACEN'TULA, 'a little cake.' A rudimentary placenta. The placenta of an abortion.

PLACOITIS, Placentitis.

PLACUNTITIS, Placentitis.

PLADAROMA, Pladarositis.

PLADAROSIS, *Pladaro'ma*, *Pladar'otes*, from *πλαδαρος*, 'soft.' A soft tumour on the eyelid, unaccompanied with redness or pain. *Trachoma*.

PLADAROTES, Pladarositis.

PLAFON DES VENTRICULES DU CERVEAU, *Corpus callosum*.

PLAGA, Ictus, Wound.

PLAGIOBOL'IA, *Plagobol'ia*, from *πλαγιο*, 'to one side,' and *βαλλειν*, 'to throw.' Imperfect emission of sperm into the vagina. Emission to one side; sometimes practised to render impregnation less probable.

PLAGUE, from *πληγη*, *plaga*, 'a stroke.' *Pestis*, *P. orientalis*, *P. bubona'ria orientalis* seu *inguinaria*, *P. contagio'sa*, *P. acutiss'ima*, *P. sept'ica*, *P. Glandulo'sa*, *P. Ade'no-septica*, *P. inguinaria*, *Pestil'itas*, *Ephem'era pestilential'is*, *E. mortifera*, *Luës inguinaria*, *Clades glandula'ria*, *Phthora*, *Pestilen-*

tia, Lues, Loimos, Febris ad'no-nervosa, Læmos, Læmé, Læ'mia, Læmopyra, Chaosda, Anthracia Pestis, Anthracotyphus, Febris pestilens, Syn'ochus pestilentialis, Typhus pestis, T. pestilentialis, T. gravis'simus, T. anthracicus, T. bubonicus, Ecanthe'ma pestis, the Pest, Levant plague, Septic or glandular pestilence, (F.) Peste, Typhus d'Orient, Fièvre du Levant. An eminently malignant disease; endemic in the Levant; frequently epidemic, and destroying at least two-thirds of those it attacks. It is a fever of the most aggravated kind, with affection of the lymphatic glands of the groin or axillæ, and carbuncles. Its miasmata—it has been conceived—adhere to different organic textures, to woollen goods, clothing and furniture; and may thus be transported to a considerable distance; but this is not certain. The mean duration of the disease is six or seven days; some die in twenty-four hours, others not till ten or twelve days. Pathological anatomy has afforded little light with respect to it. Various means have been used for arresting it, but none have seemed to be pre-eminently distinguished. The great point is, to watch the indications as they develop themselves; and to treat the case, in general, like one of typhus gravior. It is universally agreed that the suppuration of the buboes should be aided as far as practicable. For preventing the importation and spread of the plague, the *Quarantine Laws* have been instituted; and when the disease has actually appeared, a *cordon sanitaire* has been drawn round the infected district, so as to prevent all communication.

PLAGUE, COLD. A severe form of congestive fever, seen in the Southern States. Bilious pneumonia, in which there is no reaction, has been, also, so called.

PLAGUE MARK, Plague token—p. Spot, Plague token.

PLAGUE TOKEN, Plague mark, Plague spot. A mark by which one struck with the plague was known. Perhaps the early stage of carbuncle in unfavourable cases. It is described as a small tubercle—*Bossa*—somewhat resembling a wart, callous and more or less deficient in sensibility, varying in size from that of a millet seed to that of a bean.

PLAGULA, Compress, Pledget, Splint.

PLAIE, Wound—p. *d'Arme à feu, Wound, gunshot*—p. *d'Arquebuse, Wound, gunshot*—p. *Contuse, Wound, contused*—p. *Envenimée, Wound, poisoned*—p. *par Arrachement, Wound, lacerated*—p. *à Lambeaux, see Lambeau.*

PLANARIA LATIUSCULA, Distoma hepaticum.

PLANCHER (F.), 'floor.' In anatomy, the inferior wall or boundary of a cavity.

PLANCHER DU CERVEAU, Tentorium.

PLANCIUS, Leipopus.

PLANE, Plexus.

PLANE'TES, Planeticus, Plan'icus, Erraticus, Erratic. An epithet given to diseases, whose returns are irregular—especially to intermittent fever; *Planetes Febris, F. Erratica, F. Erronea, F. Vaga.*

PLANETICA ARTHRITIS, Gout, wandering.

PLANICUS, Planetes.

PLANIPEDES, Steganopodes.

PLANITIES PEDIS, Sole.

PLANOBOLIA, Plagiobolia.

PLANTA NOCTIS, Hydroa, Sudamina—p. **Pedis, Sole**—p. **Prima pedis, Tarsus.**

PLANTA'GO, P. Major, Centinæ'via, Arnoglossum, Septiner'via, Polynæ'ron, Heptapleu'ron, Plantago latifolia, P. major, (F.) Plantain commun. Family, Plantagineæ. *Sex. Syst. Tetrandria Monogynia.* The leaves have been said to be refrigerant, attenuant, substyptic, and diuretic.

PLANTAGO CORONOPUS, Coronopodium, Cornu cervinum, Stella terra, Plantago, Buckshorn Plantain. Properties like the last.

PLANTAGO PSYLLIUM, Psyllium, Pulicaris herba, Crystal'ion, Cynomida, Branching Plantain, Fleawort, (F.) Herbe aux puces commune. The seeds have a nauseous, mucilaginous taste, and no remarkable smell. The decoction of the seeds is recommended in hoarseness and roughness of the fauces.

PLANTAÏN, BRANCHING, Plantago psyllium—p. **Buckshorn, Plantago coronopus**—p. **Commun, Plantago**—p. *d'Ear, Alisma plantago*—p. **Tree, Musa paradisiaca**—p. **Water, Alisma plantago, Unsema deltifolia.**

PLANTAIRE, Plantar muscle—p. **Grêle, Plantar muscle.**

PLANTAR, Planta'ris, from planta, 'the sole of the foot.' That which relates or belongs to the sole of the foot. This name has been given to several parts.

PLANTAR APONEUROSIS, P. fascia. A thick, dense, resisting aponeurosis; of a triangular shape, and superficially situate, which occupies the middle and sides of the sole of the foot, and furnishes insertions to several of the muscles of the region, either directly or through the medium of septa, which it sends between them.

PLANTAR ARCH, see Plantar arteries.

PLANTAR ARTERIES. These are two in number, and arise from the extremity of the posterior tibial artery. They are distinguished into:—The *internal plantar artery*, situate above the abductor pollicis pedis. It extends from the termination of the posterior tibial to the trunk of one of the collaterals of that toe. The *external plantar artery* is larger than the preceding, and ought to be considered as the termination of the posterior or tibial. Situate above the flexor communis digitorum pedis, it extends from beneath the calcaneum to the posterior extremity of the last metatarsal space. When it has reached this part, it turns from without inwards; advances towards the posterior extremity of the first metatarsal bone, and anastomoses with the perforating branch of the *dorsalis tarsi*. In the first part of its course, it furnishes calcaneal, articular, muscular, and adipous branches. The second portion of the artery is called the *Plantar Arch* or *Cross*. It gives branches in all directions. The inferior and posterior have received no name. The superior—three in number—are the *posterior perforating arteries*. The anterior branches are larger, and there are commonly four. They furnish the *anterior perforating*, and the *collaterals* of the last four toes.

PLANTAR CROSS, see Plantar arteries—p. **Fascia, P. aponeurosis.**

PLANTAR LIGAMENTS. A name given to the inferior ligaments, which unite the bones of the tarsus and metatarsus, to distinguish them from the superior, called *dorsal*.

PLANTAR MUSCLE, Planta'ris, P. gracilis,

Tibialis gracilis, Extensor tarsi minor, (F.) Plantaire, P. Grêle, Jambier grêle, Petit fémoro-calcaneien, (Ch.) A muscle, situate at the posterior part of the leg. It is long, thin, and narrow. Above, it is attached to the posterior part of the external condyle of the os femoris; below, it terminates by a long tendon, which is attached to the posterior and inner part of the calcaneum. This muscle extends the leg on the foot, and conversely. It can, also, assist in the flexion of the leg on the thigh.

PLANTAR NERVES. These are two in number, and are furnished by the termination of the posterior tibial nerve. They are distinguished into—1. The *internal plantar nerve*, which extends from the inferior part of the tibial nerve to both sides of the first three toes, and the inner side of the fourth. It furnishes, also, branches to the abductor of the great toe; to the short flexor of the toes; to the accessory; to the short flexor of the great toe, the lumbricales, &c. 2. The *external plantar nerve* proceeds from the termination of the posterior tibial to the posterior extremity of the 5th metatarsal bone, and gives branches to the flexor brevis digitorum pedis, the accessory and the abductor of the little toe. This trunk subsequently divides into two branches;—the one—*profunda*—is distributed to the short flexor of the great toe: the interosseus and abductor pollicis pedis: the other—*superficialis*—sends filaments to the short flexor of the little toe, the two sides of that toe, the outer side of the 4th, and the last lumbricalis.

PLANTAR REGIONS OR SURFACES are different regions or surfaces of the sole of the foot. Three are generally reckoned,—the *internal, middle, and external.*

PLANTAR VEINS follow a similar arrangement.

PLANTARIA, Dengue.

PLANTARIS, Plantar muscle—p. Superficies pedis, Sole—p. Venus, see Flexor longus digitorum pedis profundus perforans (accessorius.)

PLANTE DU PIED, Sole.

PLANTI-SOUS-PHALANGIENS, Lumbricales pedis—p. *Tendino-phalangiens, Lumbricales pedis.*

PLANUM APONEUROTICUM DIAPHRAGMATICIS. The tendinous expansion of the diaphragm.

PLANUM OS, from *planus*, 'soft, smooth.' The papyraceous or orbital plate of the ethmoid bone was formerly so called.

PLANUM PEDIS, Sole.

PLANUM SUPERIORIS LINGUÆ. The upper surface of the tongue.

PLANURIA, from *πλανος*, 'wandering, false,' and *ουρον*, 'urine.' Discharge of urine through unvented ways.

PLAQUEMINIER D'EUROPE, Diospyros lotus.

PLAQUES GAUFRÉES, Peyeri glandulae—p. *Lacteuses*, see *Taches lacteuses.*

PLASMA, Liqueur sanguinis.

PLASTER, Emplastrum—p. Adhesive, Emplastrum resinæ, Sparadrapum adhesivum—p. Adhesive, of pitch and resins, Emplastrum de pice et resinis glutinans—p. Ammonicum, Emplastrum ammoniaci—p. Ammonicum with mercury, Emplastrum ammoniaci cum hydrargyro—p. Aromatic, Emplastrum aromaticum—p. Asafetida, Emplastrum asafetida—p. of Bel-

ladonna, Emplastrum belladonnae—p. Blistering, Emplastrum lyttae—p. of Blistering fly, Emplastrum lyttae—p. Calefacient, Emplastrum calefaciens—p. of Cantharides, compound, Emplastrum lyttae compositum—p. Cephalic, Emplastrum picis comp.—p. Corn, Sparadrapum viride—p. Corn, Kennedy's, Sparadrapum viride—p. Court, English, see Ichthyocolle, Sparadrapum adhesivum—p. Cummin, Emplastrum cumini—p. Defensive, Sparadrapum Galteri—p. Diachylon, Emplastrum plumbi—p. Fly, Emplastrum lyttae—p. Frankincense, Emplastrum thuris—p. Galbanum, Emplastrum galbani—p. Galbanum, compound, Emplastrum galbani compositum—p. Gum, Emplastrum gummosum—p. of Gum-resins, Emplastrum cum gummi-resinis—p. Hemlock, Emplastrum cicutæ—p. Iron, Emplastrum ferri—p. Isinglass, see Sparadrapum adhesivum—p. Issue, Sparadrapum pro fomenticulis—p. Lead, Emplastrum plumbi—p. Machine, Sparadrapier—p. Mercurial, Emplastrum hydrargyri—p. of Mercury, compound, Emplastrum hydrargyri compositum—p. Nuremberg, Emplastrum Norimbergense—p. Opium, Emplastrum opii—p. Pitch, comp., Emplastrum picis compositum—p. Resin, Emplastrum resinæ—p. of Red oxide of iron, Emplastrum oxidi ferri rubri—p. Soap, Emplastrum saponis—p. of Spanish flies, compound, Emplastrum lyttae compositum—p. Sticking, Emplastrum resinæ—p. Strengthening, Emplastrum ferri, Emplastrum oxidi ferri rubri—p. Warm, Emplastrum calefaciens—p. Wax, Emplastrum cereæ.

PLASTIC, Plasticus, Formativus, Formative, from *πλασσω*, 'I form.' That which forms; which serves to form.

PLASTIC ELEMENT. One which bears within it the germs of a higher form.—Gerber.

PLASTIC FORCE. The generative power in organized bodies. It is also called *Nisus formativus, Vis seu Virtus plasticæ seu formativæ, Vis reproductiva, Plasticismus, Virtus formativa, Plasticitas, Plasticity, Force of Nutrition, F. of assimilation, Bildungstrieb* of the Germans.

PLASTIC LYMPH, Liqueur Sanguinis—p. Surgery, Morioplastice.

PLASTICISMUS, Plastic Force.

PLASTICITAS, Plastic Force.

PLASTICITY, Plastic Force.

PLATA, Scapula.

PLATANO, Musa Sapientia.

PLATANUS, Musa paradisiaca.

PLATEA, Bothricephalus latus.

PLATES, MANSFORD'S, see Galvanism.

PLATIASMUS, from *πλατυς*, 'broad.' Excessive development of the lips, causing the articulation to be imperfect.

PLATINA, Platinum.

PLATINUM, Platina, from (S.) *plata*, 'silver.' The preparations of platinum resemble in their therapeutical properties those of gold. The BICHLORIDE, *Platini Bichloridum*, made by dissolving *platinum* in *aqua regia*, and the DOUBLE CHLORIDE OF PLATINUM and SODIUM, *Sodii chloroplatinas, Chloroplatinate of Sodium*, prepared by dissolving *bichloride of platinum* and pure *chloride of sodium* in proper proportions in water, evaporating and crystallizing,—are the preparations used. They are not much prescribed.

PLATULA, see *Pediculus.*

PLATYBREGMATE, see Cranium.
 PLATYCORIA, Mydriasis.
 PLATYCORIASIS, Platycoria.
 PLATYNO'SIS, from πλατυς, 'broad.' *Amplified*. Morbid extension of parts.
 PLATYOPHTHALMON, Antimonium.
 PLATYPODIA, see Kyllosis.
 PLATYPUS, see Kyllosis.
 PLATYS'MA, from πλατυς, 'broad.' Any thing broadly extended. A spread plaster.
 PLATYS'MA MYOIDES, *P. Myoides*, *Musculus cutaneus*, *M. subcutaneus* (Winslow), *Quadratus genæ vel latis'simus colli*, *Expansio musculo'sa*, *Tetragnus*, *Stomomani'con*, (F.) *Thoraco-maxillo facialis*, *Thoraco-facial* (Ch.), *Peaucier*. A muscle situated superficially on the lateral parts of the neck. It is flat, broad, and quadrilateral. Its fibres, which are all parallel to each other, pass obliquely downwards, and from without inwards. They arise from the cellular tissue, which covers the anterior and superior part of the chest; pass before the clavicle, and proceed to attach themselves at the interior part of the symphysis menti, at the external oblique line of the jaw, and at the commissure of the lips. The fibres of this last insertion form a distinct fasciculus, called by some anatomists *Musculus Risorius Santori'ni*. The platysma myoides depresses the commissure of the lips, and carries it outwards. It contributes, also, to the depression of the lower jaw. When it contracts, it wrinkles the skin of the neck transversely.
 PLATYSTER'NOS, from πλατυς, 'broad,' and στήθον, 'the sternum.' One who has a broad well developed chest.—D. Pechlin.
 PLATYSTOMUS; from πλατυς, 'broad,' and στόμα, 'mouth.' One who has a broad mouth.
 PLAUTUS, Leiopus.
 PLECHAS, Perinæum.
 PLECTANÆ, Cornua uteri.
 PLECTANE, *Plica*, *Plegma*, *Plexus*. A fold; a plexus. Also, a cornu of the uterus.
 PLECTRUM. The styloid process of the temporal bone. Also, the uvula, and the tongue.—Castelli.
 PLEDGET, (D.) *Plagge*, *Plumaceolus*, *Linteamen*, *Plag'ula*, (F.) *Plumaceau*, *Plumasseau*. A small compress or gâteau of lint—(the filaments arranged-parallel to each other)—flattened between the hands after the extremities have been cut off or folded down. It is applied over wounds, ulcers, &c., to preserve them from the contact of the air, to retain dressings *in situ*, or to absorb the discharges.
 PLEGE, Blow, Ictus.
 PLEGMA, Plectane, Plexus.
 PLEGOMETER, Pleximeter.
 PLEIN, (F.) 'Full.' The middle part of a roller.
 PLENA MULIER, Pregnant.
 PLENCK'S DEPILATORY, see Depilatory, Colley's.
 PLENITUDE, Fulness.
 PLENITUDO, Plethora.
 PLEONEC'TICA ATHYMIA SEU MELANCHOLIA. A form of insanity characterized by a desire for gain or by covetousness.
 PLEONEC'TICUS, from πλεον, 'more,' and ἔχειν, 'to have.' Covetous. Desirous to acquire.
 PLERO'SIS, from πληρης, 'full;' also *Reple-*

tio, *Refectio*, *Repletio*. Restoration of flesh after sickness. Plethora.
 PLEROTICUS, Incarnans.
 PLES'MONE, *Plenitu'do*, *Sati'etas*, *Sati'ety*. Intemperance. A condition the opposite to that of hunger.
 PLESSER, Plexor.
 PLESSIMETER, Pleximeter.
 PLETHOMERIA, from πληθος, 'many,' and μέρος, 'a part.' Superabundance of parts, as in the case of six fingers to one hand.
 PLETHO'RA, from πληθω, 'I fill.' *Polyæmia*, *Polyhyperhæmia*, *Polychymia sanguinea*, *Angiopleuro'sis*, *Angiopleuro'sis*, *Erythræmia*, *Erythro'sis*, *Hæmatopletho'ra*, *Hæmopletho'ra*, *Plenitu'do*, *Multitu'do*, *Redundan'tia*, *Reple'tio*, *Enchyma*, *Comple'tio*, *Fulness*, (F.) *Abundance*, *Redundance*. The word *plethora*, which means repletion, *Plero'sis*, expresses a superabundance of blood in the system, or in some part of it:—hence the division of *plethora* into *general* and *local*; the latter being called, according to its seat, *cerebral*, *pulmonary*, *uterine*, &c. The principal symptoms of *plethora* exist in the circulatory system; such as redness of the surface, swelling of the veins, increase in the fulness of the pulse, in the strength of the heart's pulsations, &c., with spontaneous hemorrhages occasionally. With these are usually united general heaviness, torpor, lassitude, vertigo, tinnitus aurium, flushes of heat, &c. The blood of *plethoric* persons differs from healthy blood in the smaller ratio of water which it contains, and especially in the augmentation of the red corpuscles.
 The tendency to *plethora*, or its actual existence, must be obviated by purgatives, proper diet, exercise, &c.; and, if the danger from it be pressing, by blood-letting. This is, however, a doubtful remedy for general *plethora*, as it increases hæmatisis.
 PLETHORA, LOCAL, Hyperæmia.
 PLETHORIC, *Plethoricus*, *Polyæmic*, *Polyhæmicus*, (F.) *Pléthorique*. Same etymon. Full of blood. Relating to or affected with *plethora*.
 PLETHORICUS, Plethoric.
 PLETHOS, Satiety.
 PLEUMON, Pulmo.
 PLEUMONIA, Pneumonia.
 PLEURA, *Pleurum*, *Pleuro'ma*, 'the side, a rib.' *Membr'na pleurit'ica seu costas succin'gens seu succin'gens*, *Membr'na seu Tru'nica costalis seu subcostalis*, *Hypopleur'ios*, (F.) *Pleure* ou *Pleure*. The pleuræ are two thin, diaphanous, perspirable membranes, which line each side of the chest, and are reflected thence upon each lung. Like all serous membranes—to which class they belong—each represents a sac without aperture. From the junction of the pleura of each side the mediastina are formed. That portion of the pleura which lines the parietes of the chest is called *Pleura Costalis*; the portion that covers the lungs, *Pleura Pulmonalis*. The arteries of the pleuræ are from the intercostals, internal mammaries, phrenic, inferior thyroid, &c. The veins correspond with the arteries. They are, also, supplied with lymphatics, but nerves are not traceable in them.
Pleura is also used for *Cavity of the Pleura*, *Saccus Pleuræ*.
 PLEURÆ. The sides of the chest.
 PLEURAL, *Pleuralis*, *Pleu'ricus*, *Pleu-*

rites. That which concerns the pleura;—as a pleural fistula;—pleural cavity, &c.

PLEURALGIA, Pleurodyne.

PLEURAPOSTEMA, Empyema.

PLEURARTHROCAE, from *πλευρα*, 'a rib,' *αρθρον*, 'a joint,' and *κακως*, 'bad.' Caries of the ribs.

PLEURE, Pleura.

PLEURESIA, Pleuritis.

PLEURESIE, Pleurisy.

PLEURESIS, Pleuritis.

PLEURICUS, Pleural.

PLEURIS, Pleuritis.

PLEURISY, Pleuritis.

PLEURISY, BILIOUS, *Pleuritis bilio'sa*, is pleurisy accompanied with bilious symptoms;—the effect of duodenitis or duodeno-hepatitis.

PLEURISY, FALSE, Pleurodynia.

PLEURISY, HEAD. A ridiculous term, occasionally used by the vulgar, in the southern States especially, for bilious pneumonia before the pneumonic phenomena are developed, and whilst the head is prominently affected.

PLEURISY, HEMORRHAGIC, Hæmatothorax—p. Rheumatic, Pleurodynia—p. Root, *Asclepias tuberosa*.

PLEURISY, TYPHOID, *Pleuritis typhoides seu typhoides seu typho'sa*. Pleurisy accompanied by adynamic symptoms.

PLEURITES, Pleural.

PLEURITIS, from *πλευρα*, 'the pleura,' *Morbus lateralis*, *M. pleurit'icus*, *M. Costa'lis*, *Empres'ma Pleuritis*, *Pleuris*, *Pleur'e'sis*, *Pleur'e'sia*, *Pleuritis costa'lis seu vera*, *Pleurit'ica Febris*, *Cauma Pleurit'is*, *Passio pleurit'ica*, *Inflammat'io Pleura*, *Pleurisy*, *Inflammat'ion of the Pleura*, (F.) *Pleurésie*, *Fievre pleurétique*, *Inflammat'ion de la Plèvre*, may be acute or chronic. Perhaps the most violent of all internal inflammations is the active form; known by acute, lancinating pain in one side of the chest, increased by inspiration, by coughing, and often by pressure; dyspnœa, the inspirations short and frequent; cough dry, or with little expectoration; and difficulty of lying on the affected side. Symptoms, attending the phlegmasie in general, strongly marked.

Physical Signs. There is seldom any perceptible alteration in the exterior of the chest. When effusion has taken place to a great extent, the signs will be similar to those of chronic pleurisy. The motion of the affected side is diminished, and the vibrations of the voice cannot be detected by the hand. There is more or less dulness of sound on percussion, the dulness diminishing or disappearing by change of position. On auscultation, the inspiration is feeble, distant, or inaudible; but change of position modifies it. Egophony is usually present, when the effusion is in moderate quantity, and is best heard over a portion of the thoracic parietes, represented by a band of three inches, running from below the inferior margins of the scapula in the direction of the ribs to the sternum. Simple pleurisy rarely attacks both sides at once; when such is the case, the presence of tubercles may be suspected.

Formerly, a *true pleurisy* meant one seated in the pleura: a *mediastinal pleurisy*, one situated in the anterior mediastinum: and *false pleurisy* or *rheumatismal pleurisy*, that which occupies the intercostal muscles. The last has

received the name *Pleurodynia*; that of *pleurisy* being exclusively appropriated to inflammation of the pleura. Pleurisy has also been distinguished into *dry* and *humid*, according as it is accompanied by expectoration. *Humid* or *moist pleurisy* is now properly regarded as a complication of pleurisy with pulmonary catarrh. It is the *catarrhal pleurisy* of some. The majority of the species of pleurisy, admitted by Sauvages, consist of complications.

The causes of pleurisy are like those of other internal inflammations. It may terminate by resolution, effusion, or suppuration.

PLEURISY, CHRONIC, which has been particularly described by Bayle, Broussais, and Laënnec, most commonly terminates by a serous or purulent effusion, which sometimes simulates hydrothorax; at others, phthisis pulmonalis. It may form slowly, without evident symptoms; or it may succeed acute pleurisy. In the former case, vague pains are felt in the chest, with small, dry cough, oppression at intervals, shivering, irregular febrile symptoms; and hardness of pulse.

Physical Signs. The affected side is smoother, more rounded and motionless; the intercostal spaces are dilated and filled up, or may even protrude slightly. In very chronic cases, however, the affected side may be smaller. The triangular space above the clavicle and the depression immediately above the sternum are often drawn downwards on the diseased side. No vibration is experienced by the hand when the patient speaks. The parietes of the thorax are sometimes œdematous, and fluctuation may be occasionally felt between the ribs. On percussion the sound is dull, or if clear, only so in the upper portions of the chest. On auscultation, there is an absence of the usual sounds over the affected parts, excepting occasionally transmitted sounds. There are no physical signs that can enable us to know whether pus or serum is effused into the chest. The introduction of a grooved needle through the intercostal space, as recommended by Dr. Thomas Davies, would of course settle the question.

On *dissection* of those who have died of pleurisy, the pleura is found thickened, red, inflamed, and covered with membranous exudations or false membranes. Sometimes it seems cartilaginous and ossified. Its cavity frequently contains serous or sero-purulent effusions. The acute form of the disease requires the most active treatment. General blood-letting, to such an extent as to make a very decided impression on the system, and repeated if necessary. This is the most important agent. After the violence of the disease has been got over, counter-irritants will be found highly beneficial; as well as when it has passed into the chronic state. The cough may be relieved by demulcents.

Sauvages has given the name *PLEURITIS VENTO'SA*, and Pringle that of *PLEURODYNIA VENTO'SA*, to a pain behind the false ribs, attributed to the presence of air in the intestines.

PLEURITIS BRONCHIALIS, Bronchitis—p. Costalis, Pleuritis—p. Diaphragmatica, Diaphragmitis—p. Humida, Bronchitis—p. Muscularis, Pleurodynia—p. Notha, Pleurodynia—p. Pericardii, Pericarditis—p. Pulmonis, Pleuropneumonia—p. Rheumatica, Pleurodynia—p. Spuria, Pleurodynia—p. Spuria simulata, Pleu-

rodynia—p. Typhoides, see Pleuritis, (biliosa) —p. Vera, Pleuritis.

PLEUROCELE, from *πλευρα*, 'the pleura,' and *κηλη*, 'a tumour.' *Hernia of the pleura*, *Hernia pleurica et pulmonalis*. This name, employed by Sagar, is inaccurate, as the pleura never protrudes alone. It only forms a hernia, when it serves as an envelope to the lung, to tumours, or to purulent collections, which have protruded from the thoracic parietes.

PLEUROCOLLE'SIS, from *πλευρα*, 'the pleura,' and *κολληω*, 'I glue.' An adhesion between the pleura costalis and pleura pulmonalis.

PLEURODYNIA, Pleurodynia.

PLEURODYNIA, *Pleural'gia*, *Pseudo-pleuritis*, *Pseudo-pleurisy*, *Pleurodynē*, *Antal'gia dolorosa*, *A stitch*, *Pain in the side*, *Stitch in the side*, *Parapleuritis*; *Stethorrhœma*, *Rheumatismus pectoris*, *Pleuritis rheumatica*, *P. muscularis*, *P. spuria*, *False Pleurisy*, *Rheumatic or rheumatismal pleurisy*, *Pleuritis notha seu spuria seu spuria simulata*, *Pneumonia exter'na*, *Lagonep'nos*, *Thoracodynē*, *Dolor Pectoris exter'nus*, (F.) *Point de côté*, *Douleur de côté*; from *πλευρα*, 'the side or pleura,' and *δύνη*, 'pain.' A spasmodic or rheumatic affection, generally seated in the muscles of the chest, and, ordinarily, in the intercostals. It is usually augmented by outward pressure, inspiration, coughing, exertion, moving the thorax, and sometimes even the corresponding arm. It is unaccompanied by fever, cough, or dyspnoea, excepting under the form of a *stitch*; when dyspnoea exists. It is, generally, by no means obstinate, and yields promptly to warm applications and to cupping or leeches. If it still resist, a blister will, almost always, remove it.

PLEURODYNIA VENTOSA, Pleuritis ventosa.

PLEUROMA, Costa, Pleura.

PLEUROPATHIA, from *πλευρα*, 'the pleura,' and *παθος*, 'a disease.' A disease of the pleura.

PLEUROPERIPNEUMONY, *Pleuroperipneumonia*, *Pleuroperipneumonia*, *Pneumonopleuritis*, *Pneumonopleuritis*, *Pleuritis pulmonis*, *Pneumonia pleuritis*. Inflammation occupying the pleura and the lung at the same time. Pleurisy and peripneumony existing simultaneously. *Physical signs*. A dull sound is yielded by percussion for a variable extent over the more dependent portions of the affected side. The loss of sound is partially modified by change of position. The respiratory murmur on auscultation is very feeble or absent inferiorly; higher up, the crepitation or bronchial respiration of pneumonia may be detected; round the root of the lung, and near the inferior angle of the scapula, egophony is generally present. There is seldom much enlargement of the affected side, or displacement of the adjacent organs, as in the case of simple chronic pleurisy.

PLEUROPNEUMA, Pneumothorax.

PLEUROPNEUMONIA, Pleuroperipneumony.

PLEUROPNEUMONITIS, Pleuroperipneumony.

PLEUROPYESIS, Empyema.

PLEURORRHŒA, from *πλευρα*, 'the side,' and *ρῆω*, 'I flow.' Accumulation of fluid in the pleura.

PLEURORRHŒA CHYLOSA, Chylothorax—p.

Lymphatica, Hydrothorax—p. Purulenta, Empyema—p. Sanguinea, Hæmatothorax—p. Serosa, Hydrothorax.

PLEURORTHOPNŒA, from *πλευρα*, 'the side,' *ορθος*, 'erect,' and *πνέω*, 'I respire.' Pain of the side, which does not permit the patient to breathe, except when in the vertical position.

PLEUROSTOSIS, from *πλευρα*, 'the pleura,' and *σσειν*, 'a bone.' Ossification of the pleura, or in the cavity of the pleura. Osteopleuria.

PLEUROTETANUS, Pleurothotonos.

PLEUROTHOTONOS, *Pleurothotonos*, *Pleurotetanus*, *Tetanus lateralis*, from *πλευροθεν*, 'laterally,' and *τονος*, 'tension.' A variety of tetanus, in which the body is curved laterally by the stronger contraction of the muscles of one side of the body.

PLEUROTONOS, Pleurothotonos.

PLEURUM, Costa, Pleura.

PLÈVRE, Pleura.

PLEXIMETER, *Plexometer*, *Plegometer*, *Plessimeter*, from *πλησσω*, 'I strike,' and *μετρον*, 'measure,' 'a measurer of percussion.' An ivory plate of a circular or ovoid shape, from an inch and a half to two inches in diameter, and about one-sixth of an inch in thickness. It has either a raised rim or edge, or projecting handles on its upper side, to permit its being held between the finger and thumb of the left hand, whilst it is struck with the right. It is used in percussion of the chest. A piece of metal, a coin, or the finger of the left hand may be used with equal advantage.—See Percussion, mediate.

PLEXOMETER, Pleximeter.

PLEXOR, from *πλησσω*, 'I strike.' *Plessor*. Any instrument employed in percussion. The ends of the fingers of the right hand brought together are the best *plexor*; as the finger of the left is, perhaps, the best *pleximeter*.

PLEXUS, *Plegma*, *Plectanē*, *Planē*, *Retz*, from *plecto*, 'I interlace,' 'I entwine.' (F.) *Lacis*. A network of blood vessels or of nerves. The nervous plexuses, *Implicatio'nes reticulares* seu *Teztus nervorum* belong—some to the system of encephalic nerves—others to that of the great sympathetic; whilst some, as the pharyngeal, seem to be formed of the two sets. The plexuses represent complex networks, with more or less loose meshes, formed by the numerous and diversified anastomoses of the nervous filaments; from which proceed other branches, that are distributed to organs or to other plexuses.

PLEXUS CHOROIDES, see Choroid—p. Ciliaris, Ciliary ligament—p. *Cæliacque*, Cæliac plexus—p. Coronarius ventriculi, Gastric plexus—p. Gangliiformis semilunaris, Cæliac plexus—p. Gangliiformes, Ganglions, nervous—p. Glandiformes, Ganglions, nervous—p. Glandulosi Peyerii, Peyerii glandulæ—p. Hederaceus, Corpus pampiniforme—p. Hepaticus, Hepatic plexus—p. Infra-thyroideal, see Thyroideal veins—p. *Lombo-abdominal*, Lumbar plexus—p. Median, Cæliac plexus—p. Mesenterii proprius et maximus, Cæliac plexus—p. Nerygonus asnerinus, Facial nerve—p. *Opistogastricque*, Cæliac plexus—p. Pampiniformis, Corpus pampiniforme—p. Retiformis, Corpus cavernosum vaginæ—p. Reticularis, Choroides plexus—p. Solar, Cæliac plexus—p. *Sous-mésentérique*, Hypogastric plexus—p. *Testiculaire*, Spermatic plexus—p.

Trachelo-sous-cutané, Cervical plexus—p. Vasculosus funiculi spermatici pampiniformis, Corpus pampiniforme.

PLICA, from *plicari*, 'to be knit together.' *Tricho'sis plica*, *Tricho'ma*, *Tricæ*, *T. Incuborum*, *T. Serofo'rum*, *Plica Polonica*, *P. Polonica Judaica*, *P. Cachectica*, *P. Sazon'ica*, *Affectio Sarmatica*, *Matted hair*, *Plaited hair*, *Trichomatose hair*, *Lues Sarmatica*, *L. Polonica*, *L. Trichomat'ica*, *Helo'sis*, *Helo'tis*, *Cir'ragra*, *Cir'rhagra*, *C. Pollonorum*, *Eophy'ma tricho'ma*, *Morbus Cirrho'rum*, *Plica caput Medu'sæ*, *Plica longicav'da lateralis*, *Coma Cæsa'rea*, *Kolto*, *Rhopalosis*, *Plicatio*, *Plicatu'ra*, (F.) *Plique*, *P. Polonaise*. A disease endemic in Poland, Lithuania, and other parts of Northern Europe; so called on account of its being characterized by interlacing, twisting, and agglutination or matting of the hair. By some it has been regarded as a disease; by others, as the want of attention to cleanliness. However this may be, it generally appears upon the hair of the head, but sometimes in that of other parts, as the beard, the hair on the axilla, pubes, &c. Alibert admits three species of plica. 1. The *Plica multiform'is* or *Plica caput Medu'sæ*, in which the hairs are mixed and agglutinated in greater or less masses; and this has been again subdivided into two varieties, according as the meshes are almost straight (*P. C. M. laciniata*, (F.) *Plique en lanieres*) or much twisted (*P. C. M. laciniata*, (F.) *P. en vrilles*). 2. *Plica longicav'da*, (F.) *Plique solitaire* or *à queue*; when the hair is united into a single long mass, and 3. *Plica cespit'osa*, (F.) *Plique en masse*, in which the hairs are matted into one large, shapeless mass. Pinel places this disease amongst the *Cutaneous phlegmasiæ*; but it is far from being demonstrated, that it is the result of inflammation of the skin. Certain it is, however, that the tangling of the hair is symptomatic of an affection—*sui generis*—of the dermoid system. The idea that it is entirely owing to want of cleanliness, as has been conceived by some, is not tenable.

PLICA, *Plectane*—p. *Cachectica*, *Plica*—p. *Caput Medu'sæ*, *Plica*—p. *Longicauda lateralis*, *Plica*—p. *Lunata*, *Valvula semilunaris*—p. *Polonica Judaica*, *Plica*—p. *Saxonica*, *Plica*—p. *Semilunaris*, *Valvula semilunaris*.

PLICATIO, *Plica*.

PLICATURA, *Plica*.

PLICATURÆ CEREBRI, *Gyri cerebri*.

PLICHOS, *Perinæum*.

PLINTHIUM, *πλινθιον*. A machine invented by one Nileus, which was formerly employed in the reduction of fractures and luxations. Scultetus describes it in his *Armamentarium Chirurgicum*.

PLIQUE, *Plica*—p. *Polonaise*, *Plica*.

PLOMB, *Plumbum*.

PLOMB, (F.) The sulphuretted gas disengaged from privies, which proves fatal at times to the nightmen, (F.) *Vidangeurs*, engaged in emptying them.

PLOMB, ACÉTATE ACIDE DE, *Plumbi superacetat'is*—p. *Blanc*, *Plumbi subcarbonat'is*—p. *Blanc de*, *Plumbi subcarbonat'is*—p. *Carbonate de*, *Plumbi subcarbonat'is*—p. *Chlorure de*, *Plumbi chloridum*—p. *Iodure de*, *Plumbi iodidum*—p. *Oxide de, fondu*, *Plumbi oxydum semivitreum*—p. *Oxide rouge de*, *Plumbi oxydum rubrum*—

p. *Oxide semivitreux de*, *Plumbi oxydum semivitreum*.

PLOMBAGINE, *Graphites*.

PLOMBIÈRES, MINERAL WATERS OF, *Fontes medicati Plumba'rii, Thermæ Plumbariæ*. *Plombières* is a town in the department of the Vosges, 17 leagues from Nancy, and two from Remiremont. Here are several sources of thermal water. That which is called *Saponaceous*, (F.) *Savonneuse*, is formed of the subcarbonate and sulphate of soda, chloride of sodium, silica, carbonate of lime, and much vegeto-animal matter. This last component, when held in solution by means of the subcarbonate of soda, gives to the water an unctuous character. This is the origin of its name. The waters of *Plombières* are employed as solvents in engorgements of the abdominal viscera, and as alteratives in chronic diseases of the skin.

PLORATIO, *Lachrymatio*.

PLORATUS, *Lachrymatio*.

PLOTUS, *Leiopus*.

PLUGGING, (Sw.) *Plugg*, (F.) *Tamponnement*. The act of stopping a hole. The introduction of a plug of lint or rag into a wound or natural cavity—as the uterus or vagina—to arrest hemorrhage; or of some substance into a carious tooth to prevent toothache.

PLUM, *Prunum*, *Prunus domestica*—p. *Syrian*, *Sebestina*.

PLUMA, *Lanugo*.

PLUMACEAU, *Pledget*.

PLUMACEOLUS, *Pad*, *Pledget*.

PLUMASSEAU, *Pledget*.

PLUMBAGO, *Graphites*, *Persicaria*.

PLUMBA'GO EUROPE'Æ, *Denta'ria*, *Crepanel'la*, *Squama'ria*, *Dentel'ria*, *Leadwort*, (F.) *Dentel'aire*, *Herbe au Cancer*. *Family*, *Plumbaginææ*. *Sex. Syst.* *Pentandria Monogynia*. The root was formerly much esteemed as a cure for the toothache; like the *Pellitory of Spain*, which is also called *Dentaria*.

PLUMBI ACETAS, *P. superacetat'is*—p. *Acetas dilutum alcoholicum*, *Liquor plumbi subacetatis dilutus*—p. *Acidulus siccus*, *Plumbi superacetat'is*—p. *Carbonas*, *P. subcarbonas*.

PLUMBI CHLORIDUM, *Chloride of Lead*, (F.) *Chlorure de Plomb*. This salt of lead has been used in the form of lotion and ointment in cancerous ulcerations.

PLUMBI DEUTOXYDUM RUBRUM, *P. oxydum rubrum*—p. *Iodidum*, see *Iodine*—p. *Ioduretum*, see *Iodine*.

PLUMBI NITROSAC'CHARAS, *Nitrosac'charate of lead*. (*Sacchar.* p. j; *Acid. nitric.* p. ij; *Aquæ.* p. x.) Beat together in a porcelain dish as long as chemical action continues: dilute the liquor with water, neutralize with chalk, and to the filtered solution add acetate of lead so long as a precipitate is formed. Collect, wash, and dry the precipitate, which is saccharate of lead. Dissolve in dilute nitric acid, (one part acid to nineteen of water,) filter and evaporate to form crystals, which are transparent, of an amber colour, and in regular hexagonal plates or prisms.

Advised as a solvent to phosphatic calculi.

PLUMBI OXYDUM ALBUM, *Plumbi subcarbonat'is*—p. *Oxydum carbonatum per acidum acetosum*, *Plumbi subcarbonat'is*—p. *Oxydum fusum*, *Pl. oxydum semivitreum*.

PLUMBI OXYDUM RUBRUM, *Min'rium*, *Miltus*, *Deutoxydum plumbi rubrum*, *Superoxydum*

Plumbo'sum, Plumbumoxydatum rubrum, Sandix, Sandyx, Red lead, (F.) Oxyde de plomb rouge. It is sometimes used to kill vermin.

PLUMBI OXYDUM SEMIVITREUM, Lithargyrus, Lithargyrum, Lithargyrum, Oxydum plumbi fusum, Spuma argenti, Semi-vitrified oxyd of lead or litharge, Calciteo'sa, Cath'mia, (F.) Oxyde de plomb fondu, Oxyde de plomb semivitreux, (a yellow protoxyd of lead, prepared by heat and combined with carbonic acid.) It occurs in scales of a whitish-red colour, and semi-vitrified. It is employed for pharmaceutical purposes, as in the *Liquor plumbi acetatis, Emplastrum plumbi, &c.* Formerly, the *Litharge of gold, Chrysis'tis, Mas'sicat,* and *Litharge of silver, Almariah,* were distinguished in commerce. These were merely ordinary litharge, resembling gold or silver in colour.

PLUMBI SUBCARBONAS, Carbonas plumbi, Plumbi Carbonas (Ph. U. S.), *Plumbum carbonicum, Magisterium plumbi, Oxydum plumbi album, Cerussa, Erv'go plumbi, P'simmyth'ion, P'sym'mythan, Simmittium, Flake white, Blanca, Gersa, I'fades, Subcarb'onate of lead, Cerusse, White lead, (F.) Carbonate de plomb, Blanc de plomb, Plomb blanc,* (prepared by exposing spiral rolls of lead to the fumes of vinegar, in vessels placed in dung.) It is inodorous; has a sweet taste; is brittle; friable; snow white, and of a minute, scaly texture. It is astringent and sedative, and is sprinkled on parts affected with local inflammation, or to prevent chafing in children. It is also used in the formation of ointments and plasters.

PLUMBI SUPERACETAS, Cerus'sa acetata, Plumbi acid'ulus siccus, Plumbi acet'as (Ph. U. S.), *Sal vel sac'charum Satur'ni, Superac'etate of lead, Plumbum aceticum, Dulce'da Satur'ni, Acetas plumb'icium crystallisatum, Sal plumbi, Sugar of lead, Protoac'etate of lead, (F.) Acetate acide de plomb, Sel ou sucre de Saturne.* (Plumb. carb. Bj, Acid acetic. cong. 1½. Boil the lead with the acid till it is saturated; then strain through paper, and evaporate to a pellicle, that crystals may be formed. Wash the crystals and dry on blotting paper. Ph. L.) The acetate of lead has a sweet, styptic taste; a very white colour, and silky lustre. It is astringent; and, in weak solution, cooling and sedative; in strong, stimulant. It is given internally, in visceral and other hemorrhages, combined with opium, and is used externally, in solution, in inflammation, burns, bruises, gonorrhœa, &c. Dose, gr. ss to iiss.

PLUMBI TANNAS, see Tannin.

PLUMBICUM ACETAS CRYSTALLISATUM, Plumbi superacetas.

PLUMBOSUM SUPEROXYDUM, Plumbi oxydum rubrum.

PLUMBUM, Malyb'dos, Malib'dus, Saturn'us, Capricorn'us, (F.) Plomb. Lead. A solid metal of a bluish white colour; more malleable than ductile; soft enough to be scratched by the nail; very fusible and oxydizable, when heated in the air, and existing, in nature, under a number of different shapes; the principal of which are those of sulphuret and oxyd. S. g. 11.352.

Its use is to form oxides and salts. In its metallic state, it has no action upon the body; but when oxydized or united with an acid, it acts, in large doses, as a powerfully astringent poison.

PLUMBUM ACETICUM, Plumbi superacetas—

p. Album, Tin—p. Candidum, Tin—p. Carbonicum, Plumbi subcarbonas—p. Cinereum, Bismuth, subnitrate of—p. Oxydatum rubrum, Plumbi oxydum rubrum.

PLUMS, SEEDED, see Diospyros Virginiana—p. Winter, see Diospyros Virginiana—p. Yellow, see Diospyros Virginiana.

PLUNKETT'S CAUSTIC FOR CANCERS, Plunkett's ointment.

PLUNKETT'S OINTMENT. *Plunkett's Caustic for Cancers.* This empirical cancer remedy consists of *Arsenious acid, Sulphur,* and the powdered flowers of the *Kanvuculus flammula* and *Cotula fatida*;—levigated and made into a paste with the white of egg, and applied, on a piece of pig's bladder, to the surface of the cancer.

PLUTEA. Avicenna gives this name to duplicatures of the dura mater, such as the *Falx cerebri.*

PLUTONIUM, Barium.

PNEOBIDIOMANTIA, Docimasia pulmonum.

PNEOBIDIOMANTICA, Docimasia pulmonum.

PNEUMA, Air, Life.

PNEUMAPOSTEMA, *Pneumona'pote'ma, Abscessus pulmo'nium;* from πνευμων, 'the lung;' and αποστημα, 'abscess.' Abscess of the lung.

PNEUMATELECTASIS, Atelectasis pulmonum.

PNEUMATHORAX, Pneumothorax.

PNEUMATIC PHYSICIANS, *Pneumat'ici.* Name given to a sect of physicians, at the head of whom was Athenæus, who made health and disease to consist in the different proportions of an element—which they called *Pneuma, πνευμα*—to those of the other elementary principles. This πνευμα was a fancied spiritual principle, which the Stoics regarded as an element, different from water, air, earth and fire;—the sole elementary principles previously admitted.

PNEUMATICA, from πνευμα, 'air.' Appertaining to the breathing. Diseases of the respiratory function;—the second class in Good's system of nosology.

PNEUMATOCELE, Physocele.

PNEUMATODES, from πνευμα, 'wind,' and οδος, 'resemblance.' One distended with air, or who breathes with difficulty, owing to an accumulation of flatus in the digestive tube; or, according to others, owing to emphysema.

PNEUMATOMPHALOCLE, Pneumatomphalus.

PNEUMATOMPHALUS, *Pneumatomphaloc'elē,* from πνευμα, 'flatus,' and ομφαλος, 'the umbilicus.' Umbilical intestinal hernia, containing a considerable quantity of flatus.

PNEUMATOSE, Pneumatosis—p. *Péritone'ale, Tympanites.*

PNEUMATOSIS, Aëro'sis, from πνευμα, 'air.' *Flatus, (F.) Maladie ventreuse, Pneumatose.* Flatulence. Flatulent distention of the stomach or bowels, or both. Sauvages uses the word synonymously with emphysema. It is now generally employed for every abnormal collection of gaseous matters in any part of the body.

PNEUMATOSIS, Emphysema—p. Abdominis, Tympanites—p. Enterica, Colica flatulenta—p. Pulmonum, Emphysema of the lungs—p. Ventriculi, et Pneumatosis enterica, Flatulence. **PNEUMATOTHORAX,** Pneumothorax.

PNEUMOCACE, Necropneumonia.

PNEUMOCHOLOSIS, Pneumonia (bilious.)

PNEUMOCHYSIS, Œdema of the lungs.

PNEUMOËCTASIE, Emphysema of the lungs.

PNEUMOGASTRIC, *Pneumogastrius*, from πνευμων, 'the lung,' and γαστήρ, 'the stomach.' Chaussier gives this name to the *Eighth pair of nerves, Par vagum, Pars vaga, Nervus vagus seu ambulatioarius, Middle sympathetic*; because it is distributed especially to the organs contained in the chest and abdomen. This nerve arises from behind the eminentiæ olivariæ and near the corpora testiformia by one or two rows of filaments, regularly arranged. These filaments unite to form a flat cord, which issues from the cranium by the foramen lacerum posterius; behind the glosso-pharyngeal nerve. At its exit from the cranium, the pneumogastric nerve has the appearance of a very compact plexus. It then descends along the neck, deeply seated on the outside of the carotid artery and the internal jugular vein. When it has attained the lower part of the neck it enters the chest, gliding behind the subclavian vein, and passing on the right side, in front of the subclavian artery, and, on the left, before the arch of the aorta. It proceeds, at first, backwards, increasing in size. Afterwards, it passes from behind the bronchia to the œsophagus, which it accompanies through the diaphragm, and terminates on the stomach. In the neck, the pneumogastric nerve anastomoses with the spinal, glosso-pharyngeal, great hypoglossal, and great sympathetic nerves; and furnishes, 1. a *pharyngeal branch*, 2. a *superior laryngeal*, 3. *cardiac branches*. In the chest, it gives off, 1. *The inferior laryngeal or recurrent*, 2. *The pulmonary plexus*, and, 3. *The œsophageal branches*. On entering the abdomen, the œsophageal branches, which terminate the pneumogastric, are distributed upon the stomach, and give numerous filaments to that viscus, to the hepatic, cœliac, gastrô-epiploic, and solar plexuses. Some go, also, to the pancreas, liver, gall-bladder, duodenum, &c.

PNEUMOGRAPHY, *Pneumographia*; from πνευμων, 'the lung,' and γραφή, 'a description.' The part of anatomy that describes the lungs.

PNEUMOL'OGY, *Pneumologia*; from πνευμων, 'the lung,' and λογος, 'a discourse.' An anatomical treatise on the lungs. An anatomical description of the lungs.

PNEUMON, Pulmo.

PNEUMONALGIA, Angina pectoris.

PNEUMONATELECTASIS, Atelectasis pulmonum.

PNEUMONECTASIS, Emphysema pulmonum.

PNEUMONEMPHRAXIS; from πνευμων, 'the lung,' and εμφραξις, 'obstruction.' Congestion and infarction of the lungs.

PNEUMONIA, *Empresma Pneumonitis, Plemo'nia, Peripneumo'nia, Pneumo'nia peripneumo'nia, Pneumonitis, Pulmo'nia, Pulmonaria, Inflammatio pneumonica, I. pectoris acuta, I. pulmonum, Pneumostasis, Inflammation of the lungs, Lung fever (vulgarly), Febris pneumonica, (F.) Inflammation des Pouxmons, Fèvre pneumonique, F. péripneumonique, Fluxion de Poitrine, Inflammation du Parenchyme pulmonaire*. The chief symptoms of pneumonia are:—pyrexia, accompanied by

pain, sometimes obtuse, at others pungent,—in some part of the thorax; pulse more or less quick and hard, according to the violence and extent of the local disorder; pain aggravated by the cough, which with dyspnœa exists throughout the disease. At first, the expectoration is difficult and painful; but in the course of a few days it becomes free, and the oppression of breathing is mitigated. When the inflammation, instead of going off by resolution, passes on to suppuration, rigors are experienced; the respiration becomes more oppressed, but less painful, and a sense of weight is felt in one of the pleuræ. Pneumonia may, also, terminate by gangrene—but this rarely happens;—by induration and by hepatization.

Physical Signs. FIRST STAGE, (F.) *Engouement*. Diminution of the sound is generally observed over the affected part on percussion; auscultation exhibits an equal, dry, crepitating râle, which is best heard at the close of a deep inspiration, and on coughing. The respiratory murmur is intermingled with the crepitant râle, or it may be absent. In the neighbourhood of the affected parts it is natural or purrile. The voice and cough are rather more resonant than usual. SECOND STAGE, (F.) *Hépatisation rouge*. When *Hépatization* has occurred, the motion of the affected side is impeded, and immediately above the sternum and in the corresponding triangular space on either side, there is often an evident depression. Percussion is dull over the affected part in every position of the patient. On auscultation, the crepitation is found to be replaced by bronchial respiration. The respiratory murmur is louder in the other portions of the lung, the voice and cough are more resonant, and the heart's action is more distinct. THIRD STAGE, (F.) *Hépatisation grise*. When suppuration supervenes, the same signs persist; but usually the voice and cough are less resonant, and a coarse mucous râle is heard. When gangrenous or suppurative cavities are formed, they present the ordinary signs.

The prognosis must be guarded. It is not a disease which we can always subdue. Great extent of inflammation; very considerable oppression; orthopnœa, and difficult expectoration are unfavourable symptoms. The most active treatment is of course necessary. General bleeding forms the sheet anchor,—employed so as to make a decided impression on the system, and repeated, if necessary; local blood-letting; nauseating doses of antimonials; purgatives; and when the violence of the inflammation has been got under,—counter-irritants, &c. Chronic pneumonia sometimes succeeds the acute, and, at others, occurs accidentally. It must be managed on general principles. Small bleedings, especially locally; and counter-irritants of all kinds are indicated.

PNEUMONIA BILIOSA, P. bilious.

PNEUMONIA, BILIOUS, *Pneumo'nia biliosa, Pneumocholosis*. Inflammation of the lungs, accompanied by gastric fever, and not uncommonly by typhoid symptoms;—*Pneumotypheus, Pneumo'nia typhoides seu typhoides seu typhososa, Putrid, typhoid, adynamic or erysipelatous pneumo'nia*.

PNEUMONIA, ERYSIPELATOUS, P. bilious—p. Gangrænosa, Necropneumonia—p. Hypostatica, Pneumonypostasis—p. Intermittens, Pneumotyposis—p. Lobular, see Lobular—p. Notha,

Peripneumonia notha—p. Pleuritis, Pleuropneumonia—p. Putrid, P. bilious—p. Typhodes, P. bilious—p. Typhoid, P. bilious—p. Typhosa, P. bilious, Necropneumonia.

PNEUMONICA. Diseases affecting the lungs, their membranes or motive power; characterized by irregular, impeded, or painful respiration. The second order of the class Pneumatica of Good.

PNEUMONICULA. Diminutive of pneumonia. A slight inflammation of the lung.

PNEUMONICUS, Pulmonic.

PNEUMONIE, Pneumonia—p. *Disséminée*, see Lobular—p. *Lobulaire*, see Lobular—p. *Melancolonnée*, see Lobular.

PNEUMONIE DES AGONISANTS, *Pneumonie hypostatique.* The hyperæmic engorgement, which takes place in the lungs during the last moments of life, has been so termed. It would seem to be hyperæmia rather than inflammation.

PNEUMONITIC, *Pneumonit'icus.* Of, or belonging to pneumonitis, or inflammation of the lungs.

PNEUMONITIS, Pneumonia.

PNEUMONOCARCINOMA, from *πνευμων*, 'the lung,' and *καρκινωμα*, 'cancer.' Cancer of the lungs.

PNEUMONOCELE, from *πνευμων*, 'the lung,' and *κηλη*, 'rupture.' Hernia of the lung.

PNEUMONOCELE DIAPHRAGMATICA INTERNA. Hernia of the lung through the diaphragm.

PNEUMONOCELE EXTERNA SEU THORACICA. Hernia through the parietes of the chest.

PNEUMONOCELE THORACICA, Pn. externa.

PNEUMONCEDEMA, Œdema of the lungs.

PNEUMONOMELANOSIS, see Melanosis.

PNEUMONOPHTHISIS, Phthisis pulmonalis.

PNEUMONOPHTHOE, Phthisis pulmonalis.

PNEUMONOPLEURESIS, Pleuroperipneumony.

PNEUMONOPLEURITIS, Pleuroperipneumony.

PNEUMONORRHAGIA, Hæmoptysis.

PNEUMONORRHEA, Hæmoptysis.

PNEUMONOSCIRRHUS; from *πνευμων*, 'the lung,' and *σκληρος*, 'induration.' Induration of the lungs.

PNEUMONOSES, *Pneumoses.*

PNEUMONYPOSTASIS, *Pneumonia hy-postatica.* Pneumonia caused in a depending portion of the lung, as from lying on the back.

PNEUMOPERICARDE, Pneumo-pericardium.

PNEUMO-PERICARDIUM, *Pneumo-pericarditis*, (F.) *Pneumo-pericarde*, from *πνευμα*, 'air,' and *περικαρδιον*, 'pericardium.' Laënnec designates, under this name, the effusion of air into the cavity of the pericardium.

PNEUMOPHTHISIS, Phthisis pulmonalis.

PNEUMOPHYMATA, Tubercles of the lungs.

PNEUMOPLEURESIS, Pleuroperipneumony.

PNEUMOPHTHOE, Phthisis pulmonalis.

PNEUMORRHAGIA, Hæmoptysis—p. Interna, Hæmatothorax.

PNEUMOSEPSIS, Necropneumonia.

PNEUMOSES, from *πνευμων*, 'the lung.' A term under which Alibert comprises every morbid affection of the lungs.

PNEUMOTHORAX, *Pneumothorax, Pneumatothorax, Emphysema pectoris, Asthma ærium, A. emphysemat'icum, Dyspnœa pneumat'ica, D. physiothorac'ica, Physiothorax, Aërothorax, Aëropleurie*, (Piorry,) from *πνευμα*, 'air,' and *θωραξ*, 'the thorax.' An accumulation of air in the cavity of the pleura. A complaint generally sudden in its invasion and fatal in its character. In many instances, along with the air a liquid is effused,—*Hydropneumothorax.* The disease may be spontaneous and simple, but in a large proportion of cases it is complicated with pleurisy and pulmonary tubercles. The signs vary according as there is, or is not, a communication between the pleura and the bronchia. The affected side gives a hollow, tympanitic sound, even where the thickness of the parietes of the thorax is great. When the effusion is considerable, the affected side is dilated, but there is no *râle* of any kind. When a gaseous and a liquid effusion are present at the same time, the sound on percussion is found to be clear at the superior part of the thorax, but dull inferiorly; hence, by varying the position of the patient, and by consequence that of the contained fluids, the seats of the clear and the dull sound will be varied. When the gaseous effusion is owing to a fistulous communication between the pleura and bronchia, the metallic respiration and resonance are heard; and if there be both gaseous and liquid effusion, with a fistulous communication, in addition to these signs there is the *tintement métallique*. The presence of liquid can always be ascertained by succussion. See Emphysema of the lungs.

PNEUMOTOMY, *Pneumotom'ia*, from *πνευμων*, 'the lung,' and *τομη*, 'I cut.' Dissection of the lungs.

PNEUMOTYPHUS, Pneumonia, typhoid.

PNEUMOTYPO'SIS, *Pneumonia intermit'tens*, from *πνευμων*, 'the lung,' and *τυπος*, 'a stamp, a type.' Pneumonia characterized by periodicity.

PNEUBIOMANTIA, Docimasia pulmonum.

PNEUSIOBIOGNOSIS, Docimasia pulmonum.

PNEUSIOBIOSCOPE, Docimasia pulmonum.

PNEUSIS, Respiration—p. Pertussis, Pertussis—p. Singultus, Singultus—p. Tussis, Tussis.

PNEUSOMETER, Spirometer.

PNIGALION, Incubus.

PNIGMOS, Orthopnœa, Strangulation.

PNIGOPHOBIA, Angina pectoris, Suffocation.

PNIX, Orthopnœa, Strangulation.

PNOE, Aura.

PNOCOLYTICUS, Asthmatic.

POCHE DES EAUX, see Parturition.

POCK, KINE, Vaccina.

POCK-MARK, *Scrobiculus Variolæ, Cicatrix Variolæ.* The mark left from a small-pox pustule.

POCULUM, ABSINTHIA'TUM. This was regarded in remote ages as a wholesome beverage; the *absinthium*, or 'wormwood,' being supposed to act as an antidote to drunkenness.

POCULUM AMATORUM, Philter—p. Diogenis, Palm—p. Emeticum, Goblet, emetic.

POD'AGRA, *Podarthrit'is, Podorrhœ'ma, Podalgia*, from *πους*, 'the foot,' and *αγρα*,

'seizure.' Pain which attacks the feet. Gout, situate in the articulations of the foot. It has, also, been used in a more extensive signification, synonymously with *gout*.

PODAGRA ABERRANS, Gout, (wandering)—*p.* Arthritis, Gout—*p.* Retrograda, Gout, (retrograde.)

PODAGRARIA, *Ligusticum podagraria*.

PODALGIA, Gout, Podagra.

PODALYRIA TINCTORIA, *Sophora tinctoria*.

PODANENCEPHALIA, see *Podencephalus*.

PODARTHITIS, Podagra.

PODARTHROCA'CE, from *πους*, 'the foot,' *αρθρον*, 'an articulation,' and *κακος*, 'bad.' Caries of the articulation of the foot.

PODENCEPHALIA, see *Podencephalus*.

PODENCEPHALUS, *Podancephalus*, from *πους*, 'the foot,' and *κεφαλη*, 'the head.' A monster whose brain is placed outside the skull, and seems to be supported on a pedicle, which traverses the summit of the skull. This state of monstrosity is termed *Podancephalia*, or more properly, *Podencephalia*.—G. St. Hilaire.

PODEX, Anus.

PODEMA; from *πους*, 'foot,' and *οιδημα*, 'a swelling.' Œdema of the feet.

PODOLOGY, *Podologia*, from *πους*, 'the foot,' and *λογος*, 'a discourse.' A description of the foot. A treatise on the foot.

PODOPHYLLUM PELTATUM, *Podophyllum*, *Anapodophyllum Canadense*, *May apple*, *Mandrake*. Family, Podophylleæ. *Sex. Syst.* Polyandria Monogynia. A common plant throughout North America. The fruit is eatable, and esteemed by many. The leaves are said to be poisonous. The root or rhizoma, *Podophyllum* (Ph. U. S.), is purgative in the dose of 20 grains. It has also been used as an antelmintic.

PODOPHYLLUM MONTANUM, *Mountain May Apple*, *Mandrake*, *Wild Lemon*, *Ducksfoot*, *Raccoon Berry*, *Yellow Berry*, *Ground Lemon*, has the same properties.

PODORRHEUMA, Podagra.

PODOTHE'CA, from *πους*, 'a foot,' and *θηκη*, 'a receptacle, a sheath.' The cuticle of the foot. An anatomical preparation. *Chirotheca*, has been used for the cuticle of the hand.

POËLETTE, Cup.

POËPHAGUS; from *ποιη*, or *ποιε*, 'a plant, an herb,' and *φαγω*, 'I eat.' One who subsists on herbs or vegetables. The act of subsisting or feeding on herbs or vegetables is called *Poëphagia*. Hence Strabo calls the Irish *ποηφαγοι*.

POGON, Beard.

POGONI'ASIS, *Pogonia*, from *πωγων*, 'the beard.' A female beard. Also, great strength or quantity of beard. A female having a beard—*Virdgo*.

POGONIUM, diminutive of *πωγων*, 'a beard.' A weak or small beard.

POHON ANTIAR, Upas.

POI. A favourite aliment in the Sandwich Islands. It is a sort of paste made from the root of the Kalo—*Arum esculentum*.

POIDS ET MESURES, Weights and measures.

POIGNET, Manipulus.

POIGNET, Carpus.

POIL, Hair.

POILETTE, Cup.

POINT, BLISTERING. A name given by Dr. Rush to an indeterminate period in the course of a continued fever, intermediate between its stage of high excitement and collapse, in which blisters will—he thought—usually produce unequivocally good effects.

POINT DE COTE, Pleurodynia.

POINTS LACRYMAUX, Lachrymalia puncta.

POIRE, see *Pyrus communis*.

POIREAU, *Allium porrum*.

POIRIER, *Pyrus communis*.

POIS À CAUTÈRE, see *Foniculus*—*p. Chiche*, *Cicer arietinum*—*p. à Gratter*, *Dolichos pruriens*—*p. Patate*, *Dolichos tuberosus*.

POISON, *Pharmacoon*, *Pharmacum*, *Toxicum*, *Vene'num*, *Virus*, *Delat'erium*, (F.) *Poison*. A generic name for all substances which, when introduced into the animal economy, either by cutaneous absorption, respiration, or the digestive canal, act in a noxious manner on the vital properties or the texture of an organ. Poisons exist in the three kingdoms of nature, but those which proceed from animals are often called *venoms*, as the venom of the viper, scorpion, tarantula, &c., whilst those that are the products of disease have the name *virus*. In common parlance, therefore, *poison* is restricted to deleterious articles, furnished by the mineral and vegetable kingdoms. Orfila has divided poisons into four classes. 1. ACRID, IR'RITATING, CORRO'SIVE, or ESCHAROT'IC, such as the concentrated acids and alkalies; mercurial, arseniacal, cupreous, and antimonial compounds, cantharides, &c. 2. NARCOT'IC; those that act particularly upon the brain; as opium, hyoscyamus, &c., but without inflaming the organ with which they come in contact. 3. NARCOT'ICO-ACRID or ACRONARCOT'IC;—those that act on the brain, but, at the same time, inflame the parts to which they are applied; as aconite, belladonna, &c. 4. SEPTIC or PUTRES'CENT;—those furnished by the animal kingdom. See *Venom* and *Virus*. Various classifications, of a similar character, have been recommended by different toxicologists; but they are liable to the objection, that they throw substances together whose physiological action on the system is very different. It is, indeed, difficult to avoid unnatural compression of matters into places not properly belonging to them, in all such arrangements.

The following table, which exhibits a *coup d'œil* of the chief poisons, with most of the circumstances of importance connected with them, is not free from these objections.

TABLE EXHIBITING THE SYMPTOMS, TREATMENT, AND MODE OF DETECTING THE VARIOUS POISONS, MINERAL, VEGETABLE AND ANIMAL.

N. B. In all cases the Stomach-Pump should be used as soon as possible.

I. INORGANIC POISONS.

POISONS.	SYMPTOMS.	TREATMENT.	TESTS.
ACIDS.	The acids, generally, are strong corrosive poisons.	The carbonates of soda, potassa, lime and magnesia, are all antidotes to the acids; calcined magnesia also. They are to be used with the following restrictions; for the acetic, citric, muriatic, sulphuric, and tartaric acids, they may be used indiscriminately. For the nitric and oxalic, carbonates of magnesia and lime can alone be employed with safety. In the case of sulphuric acid, water should not be drunk on account of the great heat, which is produced by their mixture. Subsequent inflammation to be treated by ordinary means.	<i>Sulphuric acid</i> is known by a white precipitate with any salt of baryta, insoluble in nitric acid. <i>Muriatic acid</i> is known by a white precipitate with nitrate of silver, insoluble in nitric acid, which turns black by the action of light. <i>Nitric acid</i> gives rise to orange-coloured fumes, when copper is placed in it, and an ability to dissolve gold when mixed with muriatic acid. <i>Acetic acid</i> exhales the odour of vinegar.
<i>Acetic Acid.</i>	Sour, acrid taste, burning in the throat, which is increased by pressure, swallowing or coughing; eructation, and excruciating pain in the stomach; more or less corrugation of the lining membranes of the mouth and primæ viæ; excretion about the mouth or such other parts of the skin as the acid may have touched. The matter vomited effervesces with carbonate of lime. The countenance becomes glazed, extremities cold and clammy; convulsions and death. Nitric acid occasions yellow stains, and sulphuric acid, black.	The carbonates of the alkalies and of magnesia and lime have the inconvenience, that a large quantity of gas is extricated in the stomach.	<i>Citric acid</i> blackens when heated. <i>Tartaric acid</i> precipitates crystals, with a solution of potassa; and a white precipitate is thrown down by lime-water. <i>Oxalic acid</i> gives a white precipitate with lime water, which, when heated, is converted into carbonate of lime.
<i>Citric Acid.</i>		Ammonia is an antidote: but it should not be employed to a very concentrated form. Liquid chlorine has also been found efficacious. The cold <i>douche</i> to the head has been recommended.	<i>Prussic acid</i> exhales the odour of peach kernels; forms a white precipitate with nitrate of silver; neutralized with an alkali, gives a blue precipitate with the per-salts of iron.
<i>Muriatic Acid.</i>			
<i>Nitric Acid.</i>			
<i>Sulphuric Acid.</i>			
<i>Tartaric Acid.</i>			
<i>Oxalic Acid.</i>			
<i>Prussic Acid.</i>	Is a sedative poison; nausea, giddiness, debility, hurried pulse, weight and pain in the head; eructations having the flavour of the acid; spasms, tetanus, contractile pupil; convulsions, death.		
<i>Oil of Bitter Almonds.</i>			
<i>Laurel Water.</i>			
ALKALIES and their SALTS.	Violent caustic, acrid taste; great heat in the throat, with destruction of its lining membrane; difficult and painful deglutition; vomiting of bloody matter, which turns the yellow of turmeric brown; acute pain in the stomach; cold sweats, weakness, hicough; violent colic pains, with purging of bloody stools and membranous flakes; death.	The vegetable acids, such as vinegar, lemon juice, citric and tartaric acid in solution are antidotes to the alkalies and their carbonates. The fixed oils, such as castor, linseed, almond and olive, form soaps with the free alkalies, and therefore destroy their caustic effects.	The alkalies are known by their action on turmeric paper; restoring the colour of litmus, which has been reddened by an acid. Carbonates are known by their effervescence with an acid; some of them affect the turmeric paper. Sal ammoniac gives out the pungent odour of ammonia, when mixed with quicklime.
<i>AMMONIA, Strong Liquor or Water of.</i>			
<i>Muriate of Ammonia or Sal Ammoniac.</i>			
<i>POTASSA.</i>			
<i>Caustic Potash, and Liquor Potassa.</i>			
<i>Carbonate of, or Pearl Ash, and Salt of tartar.</i>	The nitrate of potassa will not manifest the effect with turmeric paper. The carbonates, when vomited, will effervesce with acids; and the liver of sulphur will give rise to eructations of sulphuretted hydrogen.	Poisoning by nitrate of potassa to be treated on general antiphlogistic principles; mucilaginous drinks. Liver of sulphur is said to be decomposed and neutralized by common salt. The liquid chloride of soda will also decompose it.	Nitrate of potassa decrepitates and deflagrates when thrown on hot coals. Liver of sulphur emits the odour of sulphuretted hydrogen when dissolved, or when treated with an acid.
<i>Nitrate of Potassa, or Saltpetre.</i>			
<i>Sulphuret of, or Liver of Sulphur.</i>			
SODA.			
EARTHS and COMPOUNDS.	Analogous with those of the corrosive metals. Violent burning in the stomach, vomiting, gripes, diarrhoea; excessive muscular debility, headache, convulsions, death. Lime differs from baryta in being a pure irritant.	The sulphates of soda and magnesia are prompt and effective antidotes to all the poisonous salts of baryta. Phosphate of soda will also counteract their effects. Lime may be neutralized by dilute acids. Carbonic acid, in soda water, effervescing draught or yeast, it is supposed, would answer a good purpose. The fixed oils may be employed either for baryta or lime, when not in a compound state.	Baryta and its salts invariably give a white precipitate insoluble in acid, with a soluble sulphate. Lime, when dissolved, gives a white precipitate with oxalic acid. Also with carbonic acid, or a soluble carbonate. The same of baryta.
<i>BARYTA.</i>			
<i>Carbonate of Baryta.</i>			
<i>Muriate of Baryta.</i>			
<i>Nitrate of Baryta.</i>			
LIME.			

POISONS.	SYMPTOMS.	TREATMENT.	TESTS.
<p>ALCOHOL. — <i>Brandy, Wines, and all Spirituous Liquors.</i></p>	<p>Intoxication, and when taken very freely, complete insensibility, with apoplexy or paralysis of one side; the countenance swollen and of a dark-red colour; the breathing difficult, and often stertorous, with a peculiar puffing out of the lips; the breath smells of liquor, which will distinguish the symptoms from those of spontaneous apoplexy.</p>	<p>A powerful emetic of white vitriol, or tartar emetic, should be got into the stomach as soon as possible; and if the person has lost the power of swallowing, a flexible catheter or tube should be the means of conveying it thither. The vomiting should be encouraged as much as possible with warm water; and large and active glysters of salt and water should be thrown up. The patient should be placed erect, and if the countenance and other appearances be not improved after these means have been used, the jugular vein may be opened, and cold wet cloths applied to the head, particularly if the body be hotter than natural. If the extremities become cold, warmth and friction should be perseveringly used.</p>	
<p>VOLATILE OILS. — <i>Creasote.</i> <i>Dippel's Animal Oil.</i> — <i>Oil of Tur.</i> — <i>Oil of Tobacco.</i> — <i>Oil of Turpentine.</i> — <i>Fusel Oil.</i></p>	<p>General action that of irritant poisons. Burning pain, vomiting, pungent taste, purging, &c. The oils of turpentine and tobacco affect the nervous system; the peculiar odour of each oil will be manifested in the matter vomited.</p>	<p>Creasote is immediately coagulated by albumen. Dippel's animal oil may be counteracted with dilute acids and the fixed oils. The other oils have no particular antidotes, and their effects must, therefore, be counteracted upon general principles.</p>	<p>No better mode of recognising these substances exists, than that derived from their peculiar odour. Dippel's oil has the pungent odour of ammonia; creasote and oil of tar, a peculiar smell of smoke; the odour of tobacco and turpentine are well known; and fusel oil has a peculiar, offensive, suffocating odour.</p>
<p>GASES. — <i>Carbonic Acid or Fixed Air.</i> — <i>Carbonic Oxide.</i> <i>Fumes of Burning Charcoal.</i> — <i>Chlorine.</i> — <i>Sulphuretted Hydrogen.</i></p>	<p>Chlorine produces, when inhaled, violent irritation of the organs of respiration; cough, bloody expectoration, inflammation of the lungs, and permanent pulmonary disease. The other gases, although producing some effect on the respiratory organs, act as poisons in consequence of their sedative agency. The symptoms, therefore, are those of apoplexy or narcotic poisoning.</p>	<p>The antidotes to chlorine, are the cautious inhalation of ammonia, or sulphuretted hydrogen. The inflammatory symptoms from chlorine to be treated on general principles. For the other gases, cold affusions to the head, blood-letting, artificial respiration.</p>	<p>Chlorine is recognised by its peculiar odour and bleaching properties. Sulphuretted hydrogen by its fetid smell, and the rapid blackening of lead. Carbonic acid by its occasioning turbidness in lime-water placed in its atmosphere. Carbonic oxide, by the blue colour of its flame.</p>
<p>IODINE. — <i>Iodide of Potassium.</i></p>	<p>Irritant symptoms: burning pain in the throat, lacerating pain in the stomach, and fruitless efforts to vomit; suffusion of the eyes; excessive pain and tenderness of the epigastrium.</p>	<p>Iodine combines with starch and forms an insoluble compound. The prompt administration of starch, wheat flour, or other vegetable matter containing fecula, beat up in water, is recommended. Iodide of potassium has no antidote. Vomiting should be promoted by draughts of warm water, and inflammation be subdued by general treatment.</p>	<p>Iodine is known by its odour, and the formation of a blue precipitate when brought in contact with a cold solution of starch. Iodide of potassium gives a crystalline precipitate, with tartaric acid in excess. The supernatant fluid will give the blue colour to starch.</p>
<p>METALS. — ANTIMONY. <i>Tartar Emetic.</i> — <i>Muriate, or Butter of Antimony.</i> <i>Oxide of Antimony.</i> —</p>	<p>Vomiting. If vomiting do not occur promptly, violent irritant effects are produced. Burning pain in the pit of the stomach; Purging; colicky pains, sense of tightness in the throat, violent cramps; repeated recurrence of vomiting.</p>	<p>If vomiting have not been produced, it should be brought about, by tickling the fauces, and administering copious draughts of warm water. Astringent infusions, such as of galls, oak bark, Peruvian bark, act as antidotes, and should be given promptly; powdered yellow bark may be used, until the infusion is prepared.</p>	<p>Antimony in solution is best distinguished by the peculiar orange-red precipitate, which it forms with sulphuretted hydrogen or solutions of the hydrosulphates. Free alkalis produce white precipitates. The muriate is known by a white precipitate, when it is poured into water. In its solid forms, it may be known by the formation of white fumes, when heated, which reddens litmus. It may also be converted into muriate, and then precipitated by adding water.</p>

POISONS.	SYMPTOMS.	TREATMENT.	TESTS.
<p>ARSENIC. <i>Arsenious Acid, or White Arsenic.</i> — <i>Orpiment, or Yellow Sulphuret of Arsenic.</i> — <i>King's Yellow.</i> — <i>Realgar, or Red Sulphuret of Arsenic.</i> — <i>Fly Powder.</i> — <i>Fowler's Solution.</i> — <i>Arsenical Paste.</i> — <i>Arsenical Soap.</i> — <i>Arsenite of Copper.</i> — <i>Scheele's Green.</i></p>	<p>Violent burning pain in the region of the stomach and bowels; tenderness on pressure; retching; vomiting; sense of dryness and tightness in the throat; thirst; hoarseness and difficulty of speech; the matter vomited greenish or yellowish, sometimes streaked with blood; diarrhœa; tenesmus; sometimes excoriation of the anus; urinary organs occasionally affected with violent burning pains and suppression; convulsions and cramps; clammy sweats; lividity of the extremities; countenance collapsed; eyes red and sparkling; delirium; death.</p>	<p>The hydrated peroxide of iron diffused through water; or the precipitated carbonate; or the rubigo ferri, in very fine powder, to be administered every five or ten minutes, until relief is obtained. This is particularly efficacious when the <i>white arsenic</i> has been swallowed. If the arsenic have been taken in the form of Fowler's Solution, lime-water in copious draughts, may be given. For either of the other forms, emetics of sulphate of zinc; diluents; demulcents, such as flaxseed tea, infusion of slippery elm, &c. Counter-irritants may be used to relieve the spasm, and violent pain in the stomach. Bleeding, as promoting absorption, should not be employed until the stomach is completely evacuated.</p>	<p>If the suspected substance can be obtained free from organic matter, the presence of arsenic may readily be shown by boiling it in distilled water, filtering, and testing with, 1st. Ammoniac-sulphate of copper. 2d. Ammoniaco-nitrate of silver. (<i>Hume's Test</i>) 3d. Sulphuretted hydrogen gas. The first will produce a green precipitate; second, a pale yellow precipitate; third, a bright yellow precipitate, if arsenic be present. A portion of the powder, or one of these precipitates carefully and thoroughly dried, is then to be mixed with charcoal and exsiccated carbonate of soda, to be placed in a small glass tube closed at one end, and then to be heated to a red heat in the flame of a lamp. The arsenic will be reduced, and sublime in the upper part of the tube—forming a dark crust, having considerable lustre on its exterior surface, resembling polished steel. By gently heating this crust in a very small flame, crystals of white arsenic will be formed, having a high adamantine lustre.</p> <p>If organic matter be present, it must be entirely destroyed by heating the substance with nitro-muriatic acid. After this has been done, and a clear transparent solution in distilled water has been obtained, the subsequent process is as above indicated. If arsenious acid be submitted to the action of nascent hydrogen, it is deoxidized, and the metallic arsenic, thereby obtained, combining with hydrogen, forms arsenuretted hydrogen gas. (<i>Marsh's Test.</i>)</p> <p>Add to a suspected solution a few drops of pure chlorohydric acid, and place in it a slip of bright copper; no change occurs until the liquid is brought to the boiling point, when, if arsenic be present, even in small quantity, the copper acquires an iron-gray coating from the deposit of that metal. Remove the slip of copper; wash it in water, dry it and gradually heat it in a reduction tube, when arsenious acid will be sublimed in minute octohedral crystals. The test succeeds with powdered arsenic, the arsenites, arsenic acid, the arseniates and orpiment. It will even separate the arsenic from arsenite of copper, and from common lead-shot. <i>Reimsch's Test.</i></p> <p>Bismuth is known by the formation of a white precipitate when its solution in nitric acid is poured into water; and by the formation of a black precipitate with sulphuretted hydrogen gas, and hydrosulphates in solution.</p> <p>The presence of copper is readily shown in solutions. By ammonia a beautiful bluish precipitate is thrown down, which dissolves in an excess of the precipitant, and the solution has a rich blue colour. A bright iron bar, introduced into solutions of copper, occasions the separation of the copper, in a metallic form, which deposits itself upon the iron.</p>
<p>BISMUTH. <i>Nitrate of Bismuth.</i> — <i>Pearl Powder.</i> — <i>Oxide of Bismuth.</i> — COPPER. <i>Sulphate of Copper.</i> <i>Blue Vitriol.</i> <i>Acetate of Copper.</i> <i>Verdigris.</i> <i>Carbonate of Copper.</i> <i>Blue Verditer.</i> <i>Arsenite of Copper.</i> <i>Scheele's Green.</i> <i>Food cooked in dirty copper vessels, or pickles made green by copper.</i></p>	<p>Similar to those produced from other irritant poisons. General inflammation of the whole alimentary canal; suppression of urine; hicough, disagreeable metallic taste; vomiting; cramps; delirium; death.</p> <p>Very similar to those produced by arsenic. Coppery eructations and taste. Fatal cases are generally terminated by convulsions, palsy, insensibility.</p>	<p>Milk, and sweet mucilaginous drinks are recommended. Leeches, general bleeding, glisters: fomentations to be employed on the general principles of treatment for inflammatory symptoms.</p> <p>Albumen to be administered in either of its forms which can be most readily obtained, as milk or whites of eggs. Vinegar should not be given. The inflammatory symptoms are to be treated on general principles, and so of the nervous.</p>	

POISONS.	SYMPTOMS.	TREATMENT.	TESTS.
GOLD. <i>Chloride of Gold</i> — <i>Fulminating Gold.</i>	Very analogous to those of other irritant poisons. This substance communicates a pink stain to the flesh, and patches of that colour may be found about the lips, and inside the mouth.	The salts of gold are decomposed by sulphate of iron; and this has, therefore, been recommended as an antidote. Inflammatory symptoms to be treated on general principles.	Chloride of gold is very readily decomposed and the gold separated in a metallic state. Protosulphate of iron, nitrate of silver and protochloride of tin, all answer this purpose. The precipitated powder will be found insoluble except in nitro-muratic acid.
IRON. <i>Sulphate of Iron,</i> <i>Copperas,</i> <i>Green Vitriol.</i> <i>Chloride of Iron.</i>	Symptoms of irritant poisoning; colic pains, constant vomiting and purging. Violent pain in the throat, tension of the epigastrium, coldness of the skin and feebleness of the pulse.	Carbonate of soda would be a most excellent antidote to either of these substances. Mucilaginous drinks might also be employed; and particular symptoms relieved by general treatment.	Iron is recognised by a bluish-black precipitate, with tincture of galls; rich blue, with prussiate of potassa; and a greenish or reddish precipitate, with the free alkalis or their carbonates.
LEAD. <i>Acetate of Lead,</i> <i>Sugar of Lead.</i> — <i>Carbonate of Lead,</i> <i>White Lead.</i> <i>Red Oxide or Red Lead.</i> <i>Litharge.</i> <i>Wines sweetened by Lead.</i> <i>Water which has been kept in Leaden vessels.</i> <i>Acid food, cooked, or left standing in vessels glazed with Lead.</i>	Irritation of the alimentary canal; spasm; nervous symptoms; paralysis either partial or complete. When taken for some time in small quantity, violent and obstinate colic; rigidity of abdominal muscles, cramps; remission of pain; obstinate constipation, urine diminished, saliva increased; countenance anxious and gloomy. If relief be not promptly obtained, giddiness, debility, torpor, coma, convulsions and death. The paralysis affects generally the upper extremities.	Sulphate of magnesia and phosphate of soda, are both good antidotes for the soluble salts of lead. For the solid forms, dilute sulphuric acid may be drunk. These are applicable to the irritant forms of poisoning by lead. In the chronic form or colica pictonum, purgatives and anodynes are resorted to; venesection; and external applications to relieve the cramps. The use of strychnia is recommended for the paralysis.	Soluble salts of lead yield a white precipitate with sulphates and carbonates in solution. Salts of chromic acid and iodide of potassium occasion a yellow precipitate. Sulphuretted hydrogen, a black precipitate. If solid, the lead may be converted into a state of solution by nitric acid, and the dilute solution be tested as above.
MERCURY. <i>Corrosive Sublimiate.</i> <i>Cyanuret of Mercury.</i> <i>Nitrate of Mercury.</i> <i>White Precipitate.</i> <i>Red Oxide, or Red Precipitate.</i> <i>Sulphate, or Turbith Mineral.</i> <i>Vermilion or Red Sulphuret.</i>	Violent symptoms of irritant poisoning; harsh metallic astringent taste; burning pain in the stomach; vomiting and purging frequently of bloody matter; often irritation of the urinary organs and sometimes suppression; tightness and burning in the throat, occasionally so great as to prevent speech; countenance not always pale, but sometimes flushed; tendency to doze, stupor, convulsions and death.	Albumen in some form must be promptly administered; either white of eggs beaten up with water, milk, or wheat flour beaten up. The inflammatory symptoms to be counteracted by the usual means. Gold finely mixed in dust, with fine iron filings?	The free alkalis differ in their precipitates from solutions of mercury. Potassa gives, with corrosive sublimiate, a yellowish one; ammonia, a white; lime-water, an orange; and sulphuretted hydrogen, a black. If a drop of the solution be placed on a piece of gold, and touched with a knife or key, the mercury will be reduced which amalgamates with the gold, producing a white spot. The nitrate of mercury gives a black precipitate with the free alkalis. All the solid forms of mercury are volatile, and may be reduced by heating them in a glass tube with charcoal and carbonate of soda—when the metallic mercury will sublime, and may be collected in a globule.
SILVER. <i>Nitrate of Silver,</i> <i>or Lunar Caustic.</i>	Those of other irritant poisons.	Chloride of sodium or common salt immediately decomposes this substance and destroys its activity. Antiphlogistic treatment is to be employed for the inflammatory symptoms.	Nitrate of silver is distinguished by the formation of a white precipitate insoluble in nitric acid, with chloride of sodium; a gray precipitate with ammonia, which is redissolved in an excess of ammonia; yellow precipitate with phosphate of soda. The precipitate of chloride of silver, obtained by adding muriate of soda to the nitrate of silver, is readily reduced, and the metallic silver obtained, by mixing it with dilute sulphuric acid and granulated zinc.
TIN. <i>Chloride of Tin.</i> <i>Solution of Tin,</i> <i>used by Dyers.</i> <i>Oxide of Tin, or Putty Powder.</i>	The same as those from other irritant poisons, and a peculiar tanned appearance of the villous coat of the stomach.	Milk to be given copiously, and the subsequent treatment to be regulated by the symptoms.	The chloride precipitates vegetable colouring matter; also albumen and gelatin. The white oxide is precipitated from its solution by free alkalis; with sulphuretted hydrogen gas, a brown precipitate.
ZINC. <i>Oxide of Zinc.</i> — <i>Sulphate of Zinc,</i> <i>White Vitriol.</i> — <i>Acetate of Zinc.</i>	Violent vomiting; astringent taste, burning pain in the stomach; pale countenance; cold extremities; dull eyes; fluttering pulse. Death seldom ensues, in consequence of the emetic effects.	The vomiting may be relieved by copious draughts of warm water. Carbonate of soda, administered in solution, will decompose the sulphate of zinc. Milk and albumen also act as antidotes. General principles to be observed in the subsequent treatment.	A white precipitate is thrown down by the free alkalis from the soluble salts of zinc, which becomes yellow when strongly heated—recovering its white colour on cooling. Sulphuretted hydrogen occasions a white precipitate.

POISONS.	SYMPTOMS.	TREATMENT.	TESTS.
PHOSPHORUS.	Symptoms of irritant poisoning; pain in the stomach and bowels; vomiting, diarrhoea, tenderness and tension of the abdomen.	An emetic to be promptly administered; copious draughts containing magnesia in suspension; mucilaginous drinks; general treatment for inflammatory symptoms.	Phosphorus is known by its ready inflammability, luminousness at ordinary temperatures, and alliaceous odour.
GLASS or ENAMEL.	If taken in very coarse powder, it produces irritation and inflammation of the bowels.	Large quantities of crumb of bread should be eaten to envelop the particles. (?) An emetic of sulphate of zinc should then be given, and vomiting be promoted by demulcent drinks.	

II. ORGANIC POISONS.

1. VEGETABLE POISONS.

IRITANT POISONS.	SYMPTOMS.	TREATMENT.
<p><i>Anemone pulsatilla</i>. Wind Flower. <i>Arum maculatum</i>. Wake Robin. <i>Bryonia dioica</i>. Bryony. <i>Caladium seguinum</i>. Dumbcane. ● <i>Calla palustris</i>. Water Arum. <i>Caltha palustris</i>. Marsh Marigold. <i>Chelidonium majus</i>. Celandine. <i>Clematis vitalba</i>. Virgin Bower. <i>Convolvulus jalapa</i>. Jalap. <i>Convolvulus scammonia</i>. Scammony. <i>Croton tiglium</i>. Purging Croton. <i>Cucumis colocynthis</i>. Colocynth. <i>Cyclamen Europæum</i>. Sow Bread. <i>Daphne gnidium</i>. Spurge Flax. <i>Daphne mezereum</i>. Mezereon. <i>Delphinium staphisagria</i>. Stavesacre. <i>Dioica palustris</i>. Swamp leather wood. <i>Equisetum hyemale</i>. Scourgrass. <i>Euphorbia officinarum</i>. Euphorbium. Spurge. <i>Gratiola officinalis</i>. Hedge Hyssop. <i>Hippomane mancinella</i>. Manchineel. <i>Hura crepitans</i>. Sand Box. <i>Hydrocotyle vulgaris</i>. Marsh Pennywort. <i>Jatropha curcas</i>. Indian Nut. <i>Jatropha manihot</i>. Cassada. <i>Juiperus sabinia</i>. Savin (oil of). <i>Juniperus Virginiana</i>. Red Cedar (oil of). <i>Momordica elaterium</i>. Squinting Cucumber. <i>Narcissus pseudo-narcissus</i>. Daffodil. <i>Pastinax sativa</i>. Common Parsnip. <i>Pedicularis palustris</i>. Marsh Lousewort. <i>Phytolacca decandra</i>. Poke. <i>Piper cubeba</i>. Cubebs. <i>Plumbago Europæa</i>. Toothwort. <i>Ranunculus acris</i>, and other species. Crowfoot. <i>Rhododendron chrysanthemum</i>. Oleander. <i>Ricinus communis</i>. Castor Oil Plant. <i>Sambucus ebulus</i>. Elder. <i>Sedum arre</i>. Stone Crop. <i>Stalagmitis cambogioides</i>. Gamhoge. <i>Tanacetum vulgare</i>. Tansy (oil of).</p> <p>ACRO-NARCOTIC.</p> <p><i>Æthusa cynapium</i>. Common Fool's Parsley. <i>Aconitum napellus</i>. Monkshood. <i>Agaricus</i>, 5 species. Mushrooms (poisonous). <i>Amanita muscaria</i>. Truffles (poisonous). <i>Anagallis arvensis</i>. Meadow Pimpernell. <i>Anda Gomesii</i>. <i>Apocynum androsæmifolium</i>. Dogbane. <i>Aristolochia clematitis</i>. Birthwort. <i>Arnica montana</i>. Leopard's bane. <i>Asclepias Syriaca</i>. Swallow wort. <i>Atropa belladonna</i>. Deadly Night Shade. <i>Æsculus Oh oensis</i>. Buckeye. <i>Brucea antidysenterica</i>. False Angustura Bark. <i>Cerbera</i>, 3 species. Cerbera. <i>Chærophyllum sylvestre</i>. Bastard Hemlock.</p>	<p>The general effects of this class of vegetable poisons are;—an acrid pungent taste, with more or less of bitterness, excessive heat, great dryness of the mouth and throat, with sense of tightness there; violent vomiting, the efforts being continued even after the stomach is emptied; purging, with great pain in the stomach and bowels; pulse strong, frequent, and regular; breathing often quick and difficult; appearances of intoxication; the pupil of the eye frequently dilated, insensibility resembling death; the pulse becomes slow and loses its force, and death closes the scene.</p> <p>If applied externally, many of them produce violent inflammation of the skin, with vesications or eruptions of pustules.</p>	<p>If vomiting have been occasioned by the poison, and the efforts are still continued, they may be rendered easier by large draughts of warm water, or thin gruel; but if symptoms of insensibility have come on without vomiting, it ought to be immediately excited by the sulphate of zinc, or some other active emetic substance, and after its operation a sharp purgative should be given. After as much as possible of the poison is got rid of, a very strong infusion of coffee, or vinegar diluted with water, may be given with advantage. Camphor mixture with ether may be taken frequently, and if insensibility be considerable, warmth, frictions, and blisters, may be employed. If inflammation or other dangerous consequences have been induced, they are to be treated upon general principles.</p> <p>The fruit of <i>Feuillea Cordifolia</i> has been lately recommended as a powerful antidote against vegetable poisons: it is to be used in as recent a state as possible. (†)</p> <p>N. B. Bromine, chlorine, and iodine are said to be antidotes to the alkaloids generally.</p>

POISONS.	SYMPTOMS.	TREATMENT.
<p><i>Chaillotia toxicana.</i> Rathans. <i>Chenopodium murale.</i> Wormseed. <i>Cicuta maculata.</i> American Hemlock. <i>Cicuta virosa.</i> Water Hemlock. <i>Cissus.</i> Cissus. <i>Cocculus Indicus.</i> Fish berries. <i>Colchicum autumnale.</i> Meadow saffron. <i>Conium maculatum.</i> Hemlock. <i>Coriaria myrtifolia.</i> Myrtle-leaved Sumach. <i>Curare.</i> Indian War Poison. <i>Cynanchum erectum.</i> Cynanchum. <i>Cytisus laburnum.</i> Laburnum. <i>Datura stramonium.</i> Thorn Apples. <i>Digitalis purpurea.</i> Foxgloves. <i>Ergot.</i> See <i>Secale</i>. <i>Erym ervilia.</i> Bitter Vetch. <i>Gaultheria procumbens.</i> Wintergreen (oil of.) <i>Haemanthus toxicarius.</i> <i>Helleborus niger.</i> Black Hellebore. <i>Hypophyllum sanguinaris.</i> Paddock Stool. <i>Ipecacuanha.</i> Ipecacuanha. <i>Lathyrus cicera.</i> Lathyrus. <i>Laurus camphora.</i> Camphor. <i>Lobelia inflata.</i> Indian Tobacco. <i>Lolium temulentum.</i> Darnel. <i>Melia azadirach.</i> Pride of China. <i>Mercurialis perennis.</i> Mountain Mercury. <i>Nerum oleander.</i> Common Oleander. <i>Nicotiana tobacum.</i> Tobacco. <i>Oenanthe crocata.</i> Hemlock Dropwort. <i>Passiflora quadrangularis.</i> Barbadoe. <i>Piscidia erythrina.</i> Jamaica Dogwood. <i>Polygala venenosa.</i> (of Java). <i>Rhus radicans.</i> Poison Vine. <i>Rhus toxicodendron.</i> Poison Oak or Sumach. <i>Robinia pseudo-acacia.</i> Locust Tree. <i>Ruta graecolens.</i> Rue. <i>Sanguinaria Canadensis.</i> Blood Root. <i>Scilla maritima.</i> Squill. Sea Onion. <i>Secale cornutum.</i> Ergot. Spurred Rye. <i>Sium latifolium.</i> Procumbent Water Parsnip. <i>Spigelia Marilandica.</i> Pink Root. <i>Strychnos Ignatii.</i> St. Ignatius's Bean. <i>Strychnos nuxvomica.</i> Nux Vomica. <i>Symplocarpus fatida.</i> Skunk Cabbage. <i>Ticunas.</i> Extract of various plants—South America. <i>Tienté.</i> <i>Upas tienté.</i> Tree of Java. <i>Triticum Hybernium.</i> Wheat (diseased). <i>Upps ontior.</i> Tree in Java. <i>Veratrum album.</i> White Hellebore. <i>Veratrum viride.</i> American Hellebore. <i>Woorara.</i> War Poison of Guiana. <i>Zea mays.</i> Maize (diseased.)</p>	<p>The narcotic vegetable poisons, if taken into the stomach or applied to a wound, occasion the following effects:—stupor; numbness; heaviness in the head; desire to vomit, slight at first, but afterwards insupportable; a sort of intoxication, stupid air, pupil of the eye dilated; furious or lively delirium, sometimes pain; convulsions of different parts of the body, or palsy of the limbs. The pulse is variable, but at first generally strong and full; the breathing is quick, and there is great anxiety and dejection, which, if not speedily relieved, soon ends in death.</p>	<p>The stomach to be effectually evacuated, by giving four or five grains of tartar emetic, or from ten to twenty of the sulphate of zinc, repeated every quarter of an hour, till the full effect is produced. These means may be assisted by tickling the throat with a feather or the finger. Large and strong gylsters of soap dissolved in water, or of salt and gruel, should be speedily administered, to clear the bowels, and assist in getting rid of the poison; and active purgatives may be given after the vomiting has ceased. When as much as possible of the poison has been expelled, the patient may drink, interstely, a tea-cupful of strong hot infusion of coffee, and vinegar diluted with water. If the drowsiness, which is sometimes extreme, and the insensibility bordering on apoplexy, be not remedied by these means, blood may be taken from the jugular vein, blisters may be applied to the neck and legs, and the attention be roused by every means possible. If the heat declines, warmth and frictions must be perseveringly used. Vegetable acids are on no account to be given before the poison is expelled, and it is desirable that but little fluid of any kind should be administered.</p> <p>N. B. Brumme, chlorine, and iodine are said to be antidotes to the alkaloids generally.</p>
<p style="text-align: center;">NARCOTIC.</p> <p><i>Actæa spicata.</i> Baneberry. <i>Amygdalus communis.</i> Bitter Almond. <i>Amygdalus Persica.</i> Peach. <i>Gelseminum nitidum.</i> Yellow Jessamine. <i>Helonias erythrosperma.</i> Fly Poison. <i>Hyoscyamus albus.</i> White Henbane. <i>Hyoscyamus niger.</i> Black Henbane. <i>Kalmia latifolia.</i> Mountain Ivy. <i>Lactuca virosa.</i> Strong-scented Lettuce. <i>Opium,</i> and its proximate principles. <i>Papaver somniferum.</i> Poppy. <i>Paris quadrifolia.</i> Herb Paris. <i>Prunus Caroliniana.</i> Wild Orange. <i>Prunus lauro-cerasus.</i> Cherry Laurel. <i>Prunus nigra.</i> Black Cherry. <i>Prunus padus.</i> Cluster Cherry. <i>Prunus Virginiana.</i> Wild Cherry. <i>Solanum dulcamara.</i> Bitter-sweet. <i>Sorbus acuparia.</i> Mountain Ash. <i>Taxus baccata.</i> Yew.</p>	<p>Nausea, heat, and pain in the stomach and bowels, with vomiting and purging, thirst; convulsions, and faintings; pulse small and frequent; delirium; dilated</p>	<p>The stomach and bowels to be cleared by an emetic of tartarized antimony, followed by frequent doses of Glauber's or Epsom salt, and large, stimulating gylsters. After the poison is evacuated, ether may be administered with small</p>
<p style="text-align: center;">POISONOUS MUSHROOMS.</p> <p><i>Agaricus muscarius.</i> Fly Agaric. <i>Agaricus piperatus.</i> Pepper Agaric. <i>Agaricus necator.</i> Deadly Agaric. <i>Agaricus bulbosus.</i> Bulbous Agaric. <i>Agaricus chantarellus.</i> Champignon.</p>		

POISONS.	SYMPTOMS.	TREATMENT.
	<p>pupil, and stupor; cold sweats, and death.</p> <p>Poisonous mushrooms may be distinguished from the edible by their botanical characters, and by the following criteria. The former grow in wet, shady places, have a nauseous odour; are softer, more open, and porous; have a dirty-looking surface, sometimes a gaudy colour, or many very distinct hues, particularly if they have been covered with an envelope; they have soft, bulbous stalks, grow rapidly, and corrupt very quickly.</p>	<p>quantities of brandy and water; but if inflammatory symptoms manifest themselves, such stimuli should be omitted, and other appropriate means be had recourse to.</p>

2. ANIMAL POISONS.

POISONOUS FISH.	SYMPTOMS.	TREATMENT.
<p><i>Balistes monoceros.</i> Old Wife. <i>Cancer astacus.</i> Crawfish. <i>Cancer ruricolus.</i> Land Crab. <i>Clupea thrissa.</i> Yellow-billed Sprat. <i>Coracinus fuscus major.</i> Gray Snapper. <i>Coracinus minor.</i> Hyde. <i>Coryphæna splendens.</i> Dolphin. <i>Mormyra.</i> Blue Parrot Fish. <i>Murena major.</i> Conger Eel. <i>Mytilus edulis.</i> Mussel. <i>Ostracion globellum.</i> Smooth Bottle Fish. <i>Perca major.</i> Barracuda. <i>Perca venenosa.</i> Grooper. <i>Perca venenata.</i> Rock Fish. <i>Physalia.</i> Portuguese Man of War. <i>Scomber caruleus.</i> Spanish Mackerel. <i>Scomber maximus.</i> King Fish. <i>Scomber thynnus.</i> Bonetta. <i>Sparus chrysops.</i> Porgee. <i>Tetrodon sceleratus.</i> Tunny. <i>Tetrodon ocellatus.</i> Blower.</p>	<p>In an hour or two, or often in a much shorter time, after the fish has been eaten, a weight at the stomach comes on, with slight vertigo and headache, sense of heat about the head and eyes, considerable thirst, and often an eruption of the skin (urticaria,) and in many cases death.</p>	<p>An emetic should be speedily administered, or, in the absence of it, vomiting may be excited, by tickling the throat with the finger, and taking large draughts of warm water. After full vomiting, an active purgative should be given, to remove any of the noxious matter that may have found its way into the intestines. Vinegar and water may be drunk after the above remedies have operated, and the body may be sponged with the same. Water, made very sweet with sugar, to which ether may be added, may be drunk freely as a corrective, and a very weak solution of alkali has been recommended to obviate the effects of the poison. If spasm ensue; after evacuations, landanum, in considerable doses, is necessary. If inflammation should occur, the usual means of removing it must be employed.</p>
<p>POISONOUS SERPENTS. <i>Boa constrictor.</i> Copperhead. <i>Cenchus mochezon.</i> Mockeson. <i>Coluber berus.</i> Viper. <i>Coluber prester.</i> Black Viper. <i>Crotalus,</i> (5 species.) Rattle Snake. <i>Scytale piscivorus.</i> Water Viper.</p>	<p>A sharp pain in the wounded part, which soon extends over the limb or body; great swelling, at first hard and pale, then reddish, livid, and gangrenous in appearance: faintings, vomitings, convulsions, and sometimes jaundice; pulse small, frequent, and irregular; breathing difficult, cold sweats, the sight fails, and the intellectual faculties are deranged. Inflammation, and often extensive suppuratation and gangrene, followed by death.</p>	<p>A cupping-glass to be applied over the wound, or a moderately tight ligature above the bites, and the wound left to bleed after being well washed with warm water; the actual cautery, lunar caustic, or butter of antimony, to be then applied freely to it, and afterwards covered with lint, dipped in equal parts of olive oil and spirit of hartshorn. The ligature to be removed if the inflammation be considerable. Warm, diluting drinks, and small doses of ammonia or hartshorn to cause perspiration; the patient to be well covered in bed, and a little warm wine given occasionally. If gangrene be threatened, wine may be given more freely, and the bark should be had recourse to. Arsenic, the principal ingredient in the Tanjore Pill, has been strongly recommended.</p>
<p>CANTHARIS VESICATORIA. Spanish, or Blistering Fly. <i>Lytta vittata.</i> Potato Fly.</p>	<p>Nauseous odour of the breath; acrid taste; burning heat in the throat, stomach, and abdomen; frequent vomitings, often bloody with copious bloody stools; excruciating pain in the stomach; painful and obstinate priapism, with heat in the bladder, and strangury or retention of urine; frightful convulsions, delirium and death.</p>	<p>Vomiting to be excited by drinking sweet oil, sugar and water, milk, or linseed tea, very freely. Emollient glysters should be administered, and if symptoms of inflammation of the stomach, kidney, or bladder supervene, they must be subdued by appropriate treatment. Camphor dissolved in oil may be rubbed over the belly and on the thighs.</p>
<p>VENOMOUS INSECTS. Tarantula. Scorpion. <i>Vespa crabro.</i> Hornet. <i>Vespa vulgaris.</i> Wasp. <i>Apis mellifica.</i> Bee. <i>Culex pipiens.</i> Gnat. <i>Oestrus bovis.</i> Gad-fly.</p>	<p>In general, the sting of these insects occasions only a slight degree of pain and swelling; but occasionally the symptoms are more violent, and sickness and fever are produced by the intensity of the pain.</p>	<p>Hartshorn and oil may be rubbed on the affected part, and a piece of rag, moistened in the same, or in salt and water, may be kept upon it till the pain is removed. A few drops of hartshorn may be given frequently in a little water, and a glass or two of wine may be taken. The sting may, in general, be removed by making strong pressure around it with the barrel of a small watch-key.</p>

	SYMPTOMS.	TREATMENT.
<p>SALIVA OF THE RABID DOG.</p>	<p>At an uncertain interval after the bite, generally, however, between the twentieth day and three or four months, pain or uneasiness occurs in the bitten part, though the wound may have been long healed. Anxiety, uneasiness, languor, spasms, horror, disturbed sleep, difficult respiration succeed, and are soon very much increased; violent convulsions affect the whole body, hideously distorting the muscles of the face; the eyes are red and protruded, the tongue swells and often hangs out, and viscid saliva flows from the mouth; there is pain in the stomach, with bilious vomitings, a horror of fluids, and impossibility of drinking them. All these symptoms are aggravated till the sufferer is relieved by death.</p>	<p>Hydrophobia is more easily prevented than cured; indeed it is doubted whether it ever has been cured. Mercury, arsenic, opium, musk, camphor, acids, wine, vegetable and mineral alkali, oil, various herbs, and many other remedies whose effects are quite opposite, have been employed, but none can be relied on. Large blood-lettings, the warm and cold bath, and almost every other remedial agent, have been tried without success.</p> <p>The bitten part should be completely cut out, even after it has healed, if the symptoms have not yet come on; the part should then be immersed in warm water, or be washed with it as long as it will bleed, and after the most persevering abluion, caustic should be applied to every part of the surface, and then the wound covered with a poultice, and suffered to heal by granulations.</p> <p>No milder discipline can ensure safety,</p>

The most energetic poisons are used therapeutically; and often with considerable advantage. They have, of course, to be administered in extremely small doses; to avoid producing poisoning.

POISON, ARROW, see ARROW POISON—p. Sausage, Allantotoxicon.

POISON-BERRY TREE, *Melia azedarach*—p. Italian, *Liquor arsenicalis*—p. Morbid, *Virus*—p. Oak, *Rhus toxicodendron*—p. Root, *Cicutula maculata*—p. Vegetable, *Upas*—p. Vine, *Rhus radicans*.

POISONING, *Veneficium*, *Toxicatio*, *Intoxicatio*, *Entoxismus*, *Entoxicismus*, *Pharmacologia*, *Maleficium*, (F.) *Empoisonnement*, *Intoxicacion*. The art of applying a poisonous substance to any of the textures in a dose capable of occasioning more or less serious symptoms. Rigorously speaking, therefore, if a physician, in treating any case, employs a deleterious medicine in a small dose, which, owing to particular circumstances, produces unpleasant symptoms, he may be said to have poisoned. The term is, however, generally restricted to poisoning by design.

Poisoning has also been used, by a few, to denote the series of symptoms resembling those produced by certain poisons, which occasionally follow the use of substances that are generally innocuous. Overloading the stomach with indigestible food, has, for example, given occasion to symptoms resembling those produced by a narcotic poison, and the effect has been termed *poisoning*.

Secret poisoning was, at one time, practised as an art. It consisted in administering medicines, which should act as *slow poisons*, and gradually undermine the strength and life. Its agency was far from being so extensive as was imagined.

POISONOUS, *Toxical*, *Noxius*; having the qualities of a poison.

POISONS, ACRO-NARCOTIC, P. narcotico-acrid—p. Corrosive, P. acrid—p. Escharotic, P. acrid—p. Irritating, P. acrid—p. Putrescent, P. septic.

POITRINAIRE, Phthisicus.

POITRINE, Thorax.

POIVRE D'EAU, *Polygonum hydropiper*—p. *de Guinée*, *Capsicum annuum*—p. *d'Inde*, *Capsicum annuum*—p. *de Jamaïque*, see *Myrtus pimenta*—p. *Long*, *Piper longum*—p. *Noir*, *Piper nigrum*—p. *Petit*, *Vitex*—p. *à Queue*, *Piper cubeba*—p. *Sauvage*, *Vitex*.

POIX BLANCHE, see *Pinus abies*—p. *de Bourgogne*, see *Pinus abies*—p. *Grasse*, see *Pinus abies*—p. *Jaune*, see *Pinus abies*—p. *Minérale*, *Pissasphaltum*—p. *Navale*, see *Pinus sylvestris*—p. *Noire*, see *Pinus sylvestris*.

POKE, *Phytolacca decandra*—p. Indian, *Veratrum viride*—p. Stink, *Dracontium fœtidum*—p. Weed, *Phytolacca decandra*, *Veratrum viride*.

POLANISIA GRAVEOLENS, *Clammy weed*, *Stinkweed*, *Wormweed*, *Clammy Mustard*, *False mustard*. An indigenous plant, *Nat. Ord.* Capparidæ; *Sex. Syst.* Dodecandria Monogynia—which blossoms in summer, and is found in every part of North America. To the whole plant have been ascribed anthelmintic properties.

POLECAT WEED, *Dracontium fœtidum*.

POLENTA, *Alphiton*.

POLEY MOUNTAIN OF CANDY, *Teucrium Creticum*—p. Mountain of Montpellier, *Teucrium capitatum*.

POLIATER, from *πολις*, 'a town,' and *ιατρος*, 'a physician.' A physician exercising his profession in a town, by the appointment of the government.—Castelli.

POLICE, MEDICAL, *Politica medica*, *Politobiotherapia*, *Medicina politica*, *State medicine*, *Political medicine*. Hygienic rules established, or to be established, for the prevention of disease, and to contribute to the progress of medicine. The salubrity of districts, especially during the existence of spreading disease, is greatly ensured by an efficient medical police.

POLICLINICA, from *πολις*, 'a town,' and *κλινη*, 'a bed.' Treatment of diseases in a town.

POLIOSIS, *Trichosis poliosis*, *Spilosis poliosis*, *Canities*. Hair prematurely gray or hoary. The state of becoming gray.

POLITIA MEDICA, Police, medical.

POLITOBIOThERAPIA, Police, medical.

POLIUM CRETICUM, *Tencrium Creticum*—p. *Montanum*, *Tencrium capitatum*.

POLLEX, *An'ticheir*, *Prom'anus*, *Dig'itus primus* seu *magnus*, from *pollere*, 'to have much strength.' (F.) *Pouce*. The first of the fingers in size and strength. It is asserted, that the term *poltroon* is derived from *Pol'ticeō trunca'to*;—the Romans who were desirous of being exempted from military service being accustomed to cut off the thumb, and thus render themselves unfit to handle arms.

POLLEX, see *Digitus*.

POLLEX PEDIS, *Hallus*, *Hallux*. The great toe.

POLLINC'TOR, *Pollinc'ter*, (L.) In antiquity, an anointer, dresser, or embalmer of the dead.

POLLINCTURA, *Embalming*.

POLLON, *LITTLE*, *Polygala paucifolia*.

POLLUTION, *Pollu'tio*, from *polluo*, 'I profane.' The excretion of the seminal liquor or sperm at other times than during coition. When occasioned by a voluntary act, it is called simply *Pollution* or *Masturbation*; when excited during sleep, by lascivious dreams, it takes the name *Nocturnal pollution*, *Exoneiro'sis*, *Oneirog'mos*, *Oneirog'onos*, *Oneirogonorrhæ'a*, *Exoneirog'mus*, *Spermatoctem'ma*, *Spermatoctep'sis*, *Spermatolep'sis*, *Spermatolep'sis*, *Gonorrhæa dormient'ium*, *G. oneirog'onos*, *G. vera*, *G. libidino'sa*, *Proft'ivium Sem'inis*, *Spermatorrhæ'a*, *Paronir'ia salax*, *Night pollution*, (F.) *Pollution involontaire*.

POLLUTION INVOLONTAIRE, *Pollution*—p. *Nocturnal*, *Pollution*—p. *Self*, *Masturbation*—p. *Voluntary*, *Masturbation*.

POLY, *Polys*, *πολυς*, 'many, full.' Hence:

POLYÆMIA, *Plethora*.

POLYÆMIC, *Plethoric*.

POLYÆMICUS, *Plethoric*.

POLYANHÆMIA, *Anæmia*.

POLYANHÆMIE, *Anæmia*.

POLYANTHÆS TUBEROSA, *Amarucachu*. The root is cut into slips and laid upon the bites of serpents by the Peruvian Indians.

POLYBLENN'IA, from *πολυς*, 'much,' and *βλεννα*, 'mucus.' Excessive secretion of mucus.

POLYBREPHEIA, *Pregnancy*, complex.

POLYCARP'Æ, from *πολυς*, 'many,' and *καρπος*, 'fruit.' A division of cutaneous diseases of the family *Eczematosen*, of Fuchs, including *Psoriasis*, *Lichen*, *Herpes*, and *Impetigo*.

POLYCERAS, from *πολυς*, 'many,' and *κερας*, 'horn.' A monstrous animal having many horns.—*Gurll*.

POLYCHOL'IA, *Perich'olia*, *Hyperch'olia*, from *πολυς*, 'much,' and *χολη*, 'bile.' Superabundance of bile; such as is supposed to exist in bilious fevers.

POLYCHREST'US, from *πολυς*, 'much,' and *χρηστος*, 'useful.' Having many virtues. An ancient name for certain medicines considered to be useful in many diseases.

POLYCHRONIUS, *Chronic*.

POLYCHYL'IA, from *πολυς*, 'much,' and *χυλος*, 'juice.' *Polychy'mia*. Fulness of juices.

POLYCHYMIA, *Polychylia*—p. *Sanguinea*, *Plethora*.

POLYCLIN'ICA, from *πολυς*, 'much,' and *κλινη*, 'bed.' Provided with many beds;—as an hospital.

POLYCOR'IA, from *πολυς*, and *κορη*, 'the pupil.' The state in which there is more than one pupil.—*Von Ammon*.

POLYCYE'SIA, *Polycye'sis*, from *πολυς*, 'many,' and *κυσις*, 'pregnancy.' Frequent or quickly recurring pregnancies. Also, compound pregnancy.

POLYDACTYLUS, *Perissodactylus*, from *πολυς*, 'many,' and *δακτυλος*, 'a finger.' One who has a supernumerary finger or fingers, or toes.

POLYDIP'SIA, from *πολυς*, 'much,' and *διψη*, 'thirst;' *Sitis morbo'sa seu inten'sa*, *Poly-po'sia*, *Dipso'sis avens*, *Excessive thirst*, (F.) *Soif excessive*. A constant desire for drinking, with a sense of dryness in the mouth and throat. It is mostly symptomatic of fever, inflammation, dropsy, excessive discharges, &c., and is so much a part of diabetes, that it has been called *Polydipsia*.

POLYGA'ALA, from *πολυς*, 'much,' and *γαλα*, 'milk;' *P. vulg'aris*, *Common Milkwort*. *Family*, *Rhinanthoideæ*. *Sex. Syst.* *Diadelphia Octandria*. The leaves are bitter, and are used in the same cases as the *polygala amara*.

POLYGALA AMARA, *Bitter Milkwort*. A powerful bitter; and, consequently, tonic. Its reputed virtues are balsamic, demulcent, and corroborant. The *Polygala rubell'a*, or *Bitter Polygala* of the United States, has the same virtues.

POLYGALA, *BITTER*, see *P. amara*.

POLYGA'LA SEN'EGA, *Sen'eka*, *Rattlesnake Milkwort*, *Senega* or *Rattlesnake root*, *Polygala Virginia'na*, (F.) *Polygale de Virginie ou de Seneka*. The bark is the active part of the root. Its taste is at first acrid, and afterwards very hot and pungent. It was once esteemed to be specific against the poison of the rattlesnake and in pleurisy, pneumonia, &c., after the inflammatory action had been got under. It has been given also in humoral asthma, chronic rheumatism, dropsy, croup, amenorrhæa, &c. According to *Peschier*, it contains three particular principles, *Polygaline* or *Sen'egine*, *Isol'usine*, and *Polyg'alic Acid*. Dose, gr. 30 to 40 of the powder.

POLYGA'LA PAUCIFO'LIA, *Tridisper'ma grandifl'ora*, *Dwarf Milkwort*, *Little Pollom*, *Evergreen Snakeroot*, (F.) *Polygale naine*, possesses the same properties as *P. Senega*.

POLYGALA VIRGINIANA, *P. senega*.

POLYGALACT'IA, *Polyg'alia*, from *πολυς*, 'much,' and *γαλα*, 'milk.' Superabundant secretion of milk; galactia.

POLYGALE NAINÉ, *Polygala paucifolia*—p. *de Virginie*, *Polygala virginiana*.

POLYGALIA, *Polygalactia*.

POLYGALINE, see *Polygala senega*.

POLYGONATUM, *Convallaria polygonatum*—p. *Multiflorum*, *Convallaria multiflora*—p. *Uniflorum*, *Convallaria polygonatum*.

POLYGONUM AVICULARE, from *πολυς*, 'much,' and *γωνη*, 'seed.' *Centino'dia*, *Centum-no'dia*, *Knot-grass*, *Knotweed*, *Bindweed*, *Sanguinalis Corrig'iol'a*, (F.) *Renouée*, *Trainasse*, *Centinod'e*. *Family*, *Polygonææ*. *Sex. Syst.* *Octandria Trigynia*. This grass is said to be a feeble astringent.

POLYGONUM BISTOR'TA, *Bistorta*, *Offic'inal Bistort*, *Great Bistort* or *Snakerweed*. The root is a powerful astringent and tonic; and, as such, has been used in internal hemorrhage, atonic diarrhœa, ague, &c. Dose, gr. xv to ʒi.

POLYGONUM DIVARICA'TUM;—the *Eastern Buckwheat plant*. The roots, reduced to a coarse meal, are said to be much used as an article of diet by the Siberians.

POLYGONUM FAGOPYRUM, — *Fagopyrum*, *Buckwheat*, *Triticum Fagi-num*, (F.) *Sarrasin*, *Blé noir*. The grain of this plant constitutes a principal article of food with the inhabitants of Russia, Germany, and Switzerland. It is much used in the United States.

POLYGONUM HYDROPIPER, *Hydropiper*, *Persicaria urens*, *Mercurius terrestris*, *Poor Man's Pepper*, *Biting Arse-smart*, *Lakeweed*, *Water-pepper*, (F.) *Poivre d'eau*. The leaves of this plant have an acrid, burning taste, and resemble those of the arum. They have been recommended as possessing antiseptic, aperient, and diuretic virtues. The fresh leaves have been applied externally as a stimulating cataplasm.

POLYGONUM HYDROPIPEROIDES, *P. punctatum*.

POLYGONUM PERSICARIA, *Persicaria*, *Persicaria mitis*, *Plumba'go*, *Arse-smart*, (F.) *Persicaria douce*. This plant is said to possess vulnerary and antiseptic qualities. It has been given in wine to arrest gangrene.

POLYGONUM PUNCTATUM, *P. hydropiperoides*, *Water pepper* of America, *Smartweed*, possesses similar properties to *Polygonum hydropiper*, and is occasionally used internally in gravel, and externally in chronic ulcers. A fluidrachm of the saturated tincture has been extolled in amenorrhœa.

POLYGRAMA, *Staphyloma*.

POLYHYDRIA, *Poly'dria*, *Poly'dro'sis*, from *πολυς*, 'much,' and *ἰδρωσ*, 'sweat.' Excessive sweating.

POLYHYDRIA, *Hydrops*.

POLYHYPERHÆMIA, *Plethora*.

POLYIDRIA, *Polyhidria*.

POLYIDROSIS, *Polyhidria*.

POLYLIMPHIA, *Anasarca*.

POLYMASTHUS, from *πολυς*, 'many,' and *μασθος*, 'breast.' A monster having several breasts.—Gurlt.

POLYMERIA, *Polymerismus*—*p. Promiscua translative*, *Transposition of the viscera*.

POLYMERISMUS, *Polymer'ia*, from *πολυς*, 'much,' and *μερος*, 'a part.' A monstrosity, which consists in the existence of supernumerary organs; as a sixth finger of the hand.

POLYNEURON, *Plantago*.

POLYOPSIA, *Pol'yopy*, from *πολυς*, 'much,' and *οψις*, 'sight.' Vision is so called, when multiple.

POLYOPY, *Polyopsia*.

POLYOREXIA, from *πολυς*, 'much,' and *ορεξις*, 'appetite.' Excessive appetite or hunger. A genus in the gastroses of M. Alibert.

POLYPERIA, from *πολυς*, 'much,' and *πνευγος*, 'mutilated.' Congenital misconstruction of various parts or organs.—Good.

POLYPHAGIA, *Multivoran'tia*, from *πολυς*, 'much,' and *φαγω*, 'I eat.' Voracity. Faculty of digesting many-kinds of food. See *Boulimia*.

POLYPHARMACIA, *Polypharm'acy*; from *πολυς*, 'much,' and *φαρμακον*, 'a medicine.' The prescribing of too many medicines. A prescription, consisting of a number of medicines; hence the name *Polyphar'macus*, given to one who is in the habit of prescribing a number of medicines, and whose prescriptions are loaded with ingredients. The term is taken in bad part.

POLYPHYSIA, *Flatulence*.

POLYPIFORM CONCRETIONS, see *Polypus*.

POLYPIONIA, see *Polysarcia*—*p. Infantum*, see *Polysarcia*.

POLYPLASTIC, *Polyplast'icus*, from *πολυς*, 'much,' and *πλασσω*, 'I form.' That which has many shapes.

POLYPLASTIC ELEMENT, in histology, is one which does not retain its primary shape; but undergoes transformation into others.—Gerber.

POLYPODI'ITES. Wine impregnated with polypody.

POLYPODIUM CALAGUALA, *Calaguale radix*—*p. Filixfemina*, *Asplenium filixfemina*.

POLYPODIUM FILIX MAS, *Aspidium Filix Mas*, *Pteris*, *Athyrium Filix Mas*, *Blechnon*, *Polyrrhizon*, *Blamenon Orbe'sis*, *Lonchitis*, *Filic'ula*, *Male Polypody* or *Fern*, *Filix mas*, *Nephrodium erectum*, *N. Filix mas*, (F.) *Fougère mâle*. *Nat. Ord. Filices*. *Sex. Syst. Cryptogamia Filices*. The rhizoma of this plant has been much extolled as an anthelmintic, and in cases of tœnia. It was the basis of a once celebrated remedy—*Madame Nouffer's*, but, perhaps, more of the efficacy was to be attributed to the active purgatives by which it was followed than to the fern. Dose, ʒij to ʒiij of the powdered solid part of the root; followed in the morning by a strong cathartic of camboe or jalap. An ethereal extract has been proposed by Dr. Peschier, of Geneva.

POLYPODIUM VULGARE, *Common Polypody*; *Fern root*, *Rock Brake*, *Brake root*. This fern grows in the clefts of rocks, walls, &c., in both hemispheres. It was formerly regarded as a cholagogue, and was given in head diseases. It is not used now.

POLYPODY, MALE, *Polypodium filix mas*—*p. Common*, *Polypodium vulgare*.

POLYPOID, *Polypoi'des*; from *polypus*, and *ειδος*, 'form.' Having the shape of, or resembling, a polypus.

POLYPORUS OFFICINALIS, *Boletus laticis*.

POLYPOSIA, *πολυποσις*, from *πολυς*, 'much,' and *ποσις*, 'drink.' Great thirst—desire for drink. *Polydipsia*.

POLYPUS, *Pseudometamorpha'sis polypo'sa*, from *πολυς*, 'many,' and *πους*, 'a foot.' A name given to tumours, which occur in mucous membranes especially; and which have been compared to certain zoophytes. Polyppi may form on every mucous membrane. They are most commonly observed in the nasal fossæ, pharynx, and uterus; more rarely in the stomach, intestines, bronchial tubes, bladder, and meatus auditorius externus. They vary much in size, number, mode of adhesion, and intimate nature. Accordingly, they have received various appellations; *mucous*, *soft*, *vesicular*, when their substance has been soft, spongy, vesicular, and, as it were, gorged with fluid. Others have been called *hard*; and these have been distinguished into *fibrous* or *fleshy*, and into *scirrhous* or *cancerous*. *Fibrous polyppi*, *Pol'ypi fibro'si*, *Inopol'ypi*, are of a dense, compact texture, and whitish colour. They contain few vessels, and do not degenerate into cancer. The *scirrhous* or *carcinomatous* are true cancerous tumours, painful and bleeding. They present all the pathological changes which belong to cancerous affections, and the prognosis is of course unfavourable.

The mode of treating polypi must differ according to their character. The means used to destroy them have been, 1. To subject them to the action of certain astringent powders or solutions, to obtain their resolution. 2. *Cauterization* or the application of the actual cautery or caustics. 3. *Excision* or ablation with a cutting instrument. 4. *Extirpation* with the fingers or with the polypus forceps. 5. A *ligature*, put round them so as to prevent their nutrition. A seton has, also, been sometimes used to gradually destroy the pedicle.

The term ΠΟΛΥΨΙ, *Pseudopolypii*, *Carditis polyposa*, *Polypiform Concretions*, (F.) *Concretions polypueuses ou polypiformes ou sanguines du Cœur, Hémocardioplasties*, (Piorry), has likewise been applied to collections of blood—fibrinous concretions—found in the heart or great vessels after dissolution. These were once, erroneously, regarded as morbid. The presence of these concretions may be suspected, when in the course of an acute or chronic affection of the heart, or at the close of chronic diseases in general—especially those of the lungs—the heart's action becomes suddenly tumultuous, obscure, and accompanied with a soft bellows' murmur, whilst the general symptoms indicate the effects of obstructed circulation. The right cavities are most frequently affected.

POLYPUS BRONCHIALIS, *Bronchlemmitis*, *Bronchitis membranacea*, *B. plastic*, *Bronchial Croup*, *Chronic Croup(?) Pseudo-membranous Bronchitis*. A membraniform secretion in the bronchial tubes of a diphtheritic character, having the shape, when expectorated, of the bronchia. It is the result of inflammation of the lining membrane of those tubes.

POLYPUS CARNOSUS, *Sarcoma*—p. *Fibrosus*, see *Polypus*—p. *Uteri*, *Metropolypus*.

POLYRRHIZON, *Polypodium filix mas*.

POLYRRHCEA, *Profuvium*.

POLYSARCIA, *Polysarcosis*, from πολυς, 'much,' and σαξ, 'flesh.' *Carnositas*, *Polysomatia*, *Adeliparia*, *Corpulentia*, *Steatites*. Excessive corpulency. Authors have distinguished two varieties of this:—POLYSARCIA CARNOUSA, *Corpulency*, and P. ADIPOSA, *Polypionia*, *Pimelosis nimia*, *Pachysmus*, *Pachynsis*, *Obesity*, *Obesitas*, *Hyperpimelē*, *Liparia*, *Adipositas*, *Polysarcia fagino-sa*, *Empyemulium polysarcia*, *Barysoma*, *Barysomatica*, *Liposis*, *Liparotes*, *Lipasmas*, (F.) *Obésité*, *Embonpoint excessif*. A severe regimen and exercise are the best preventives. Children are occasionally met with of unusual fatness, in spite of every care. This morbid deposition has been termed *Polypionia infantum*, and *Chlorosis gigantea*.

POLYSARCIA VISCERUM, *Physconia adiposa*.

POLYSARCOSIS, *Polysarcia*.

POLYSALIA, from πολυς, 'much,' and σάλις, 'saliva.' Excessive discharge of saliva.

POLYSOMATIA, *Polysarcia*.

POLYSPASTON, from πολυς, 'much,' and σπασω, 'I draw.' A powerful instrument for reducing luxations.—*Gorzeus*.

POLYSPERMIA, from πολυς, 'much,' and σπέρμα, 'sperm.' Richness or fulness of sperm.

POLYSTOMA PINGUICOLA, see *Worms*—p. *Venarum*, see *Worms*.

POLYTRIC, *Asplenium trichomanoides*.

POLYTRICHUM, from πολυς, 'much,' and

τριχίς, 'hair.' *Polytricon*, *Polytrichum vulgare*, *Adiantum aureum*, *Golden Maiden-hair*, (F.) *Perce-mousse*. It is possessed of astringent properties, and was formerly given in diseases of the lungs, and in calculous affections.

POLYTRICUM COMMUNE, *Asplenium trichomanoides*.

POLYTROPHIA, from πολυς, 'much,' and τροφω, 'I nourish.' Abundant or excessive nutrition.

POLYURESIS, *Diabetes*.

POLYURIA, *Diabetes*.

POLYURICUS, from πολυς, 'much,' and ουρος, 'urine.' Sauvages calls—*Ischuria polyurica*—a kind of ischuria, caused by accumulation of urine in the bladder.

POMA, *Drink*—p. *Chinensia*, see *Citrus aurantium*.

POMACEUM, *Cider*.

POMATUM, *Pommatum*, (F.) *Pommade*, *Liparolé*. A pharmaceutical preparation, employed only externally; which differs but little from an ointment, except in having generally less consistence. It is usually made aromatic, and coloured to render it more agreeable.

Common Pomatum is made of *lard*, 12lbs; *suet*, 4lbs; *essence*, ℥viii.

POMATUM AD LABIA DEMULCENDA, *Cerate* for the lips—p. *Epispasticum flavum*, *Unguentum lyttæ medicatum aliud*—p. *Epispasticum viride*, &c., *Unguentum lyttæ medicatum*—p. for the Lips, *Cerate* for the lips—p. *Nitricum vel oxygenatum*, *Unguentum acidi nitrosi*—p. *Saturni*, *Unguentum plumbi superacutatis*.

POMEGRANATE, *Punica granatum*.

POMILIUS, see *Nanus*.

POMMADE, *Pomatum*—p. *d'Algon*, *Unguentum acidi nitrosi*—p. *Antipsorique de Jasser*, *Unguentum sulphuris compositum*—p. *d'Autenrieth*, *Unguentum antimonii tartarizati*—p. *de Cyrillo*, *Unguentum muriatis hydrargyri oxygenato medicatum*—p. *Epispastique jaune*, *Unguentum lyttæ medicatum aliud*—p. *Epispastique verte*, *Unguentum lyttæ medicatum*—p. *de Garou*, *Unguentum epispasticum de daphne gnidio*.

POMMADE DE GONDRET, *P. ammoniacale de Gondret* (F.), *Gondret's Counter-irritant*, *Gondret's ammoniacal Caustic*. *Liq. ammon.* p. ij; *Sevi*, p. j; *Ol. amygdal.* p. j; *M.* Used to excite a speedy revulsion in cases of chronic affections of the brain, incipient cataract, amaurosis, &c., as well as to cauterize the integuments deeply.

The above formula, is that of the French Codex, but, according to M. Trousseau, it is much too hard for use, unless the weather is warm. He proposes two formulæ, one for summer, the other for winter. In the former he directs three parts of *lard*, one of *suet*, and four of *liquor ammonia*; in the latter, equal parts of *lard* and *liquor ammonia*.

POMMADE POUR LES LÈVRES, *Cerate* for the lips—p. *Ophthalmique* (Regent's), *Unguentum ophthalmicum*—p. *Oxygénée*. *Unguentum acidi nitrosi*—p. *Sibiée*, *Unguentum antimonii tartarizati*.

POMME, see *Pyrus malus*—p. *d'Adam*, *Pomum Adami*—p. *d'Amour*, *Solanum lycopersicum*—p. *Epineuse*, *Datura stramonium*—p. *de Merveille*, *Momordica balsamica*—p. *Mousseuse*, *Bedegar*—p. *de Terre*, *Solanum tuberosum*.

POMMES HÉMORRHÓIDALES, see *Viscum album*.

POMMETTE, see *Malæ os*.

POMMIER, *Pyrus malus*.

POMPHOLYX, from *πομφοσ*, 'a bladder.' A small vesicle on the skin. An eruption of *bullæ* or *blebs*, appearing without any inflammation around them, and without fever. It is the *Ephylaxis Pompholyx* of Good. See *Pemphigus*.

POMPHOLYX, *Tutia*, *Zinci oxydum*.

POMPION, *Cucurbita pepo*.

POMUM ADA'MI, (F.) *Pomme d'Adam*, *Adam's Apple*. The projection formed by the thyroid cartilage in the neck—of males particularly. It is so called from a notion that it was caused by the apple sticking in the throat of our first parent.

POMUM AMORIS, Testicle—p. *Hierosolymitanum*, *Momordica balsamina*—p. *Melongenæ*, see *Solanum melongenæ*—p. *Mirabile*, *Momordica Balsamina*—p. *Spinosum*, *Datura stramonium*.

PONCTION, Puncturing.

POND SHOVEL, *Unisema deltofolia*.

PONDERA ET MENSURÆ, Weights and measures.

PONDUS PHARMACEUTICUM, see *Weights and Measures*.

PONGTII, Pungent.

PONS CEREBELLI, *Pons Varolii*—p. *Hepatis*, see *Lobulus anonymus*—p. *Sylvii*, *Quadrigenina Tubercula*—p. *Tarini*, *Tarini pons*.

PONS VAROLII, *Pons Cerebelli*, *Corpus annulare*, *Processus annularis*, *Prominentia annularis cerebri*, *Eminentia annularis*, *Varolii's bridge*, *Nodus cephalici vel Cerebri*, *Cerebralis protuberance*, *Protuberantia annularis Willisii*, (F.) *Protuberance cérébrale*, *P. annulaire*, *Mésencéphale*, *Mésocéphale*, *Pont de Varole*, *Annular protuberance*. An eminence at the upper part of the medulla oblongata, first described by *Varolius*. It is formed by the union of the *crura cerebri* and *crura cerebelli*.

PONS ZYGOMATICUS, *Zygomatic arch*.

PONTE, see *Parturition*—p. *Périodique*, see *Parturition*.

PONTEDORA CORDATA, *Unisema deltofolia*.

PONTICUM ABSINTHIUM, *Artemisia Pontica*.

POPLAR, AMERICAN, *Liriodendron*—p. *Black*, *Populus*—p. *Tree*, *Liriodendron*—p. *Tulip-bearing*, *Liriodendron*

POPLES, *Gare'tum*, *Garrtum*, *Ignys*, *Ig'nyé*, *Suffra'go*, *Fossa genu*, *Fissa poplitea*, the *Ham*, the *Hough*, (F.) *Jarre*. The posterior part of the knee joint. The ham forms what is called the *popliteal region* or *sacc*.

POPLITÆUS, *Popliteal muscle*.

POPLITÆ, *Poplitæus muscl*.

POPLITE'AL, *Poplitæ'us*, from *Poples*, 'the ham.' That which relates to the ham. A name given to various parts.

POPLITEAL ARTERY—*Poplitæd portion of the crural*,—(Ch.) is really a continuation of the femoral, which changes its name on passing through the adductor magnus muscle. It descends a little obliquely outward into the hollow of the ham, and extends from the commencement of the lower third of the thigh to the end of the upper quarter of the leg, where it terminates by dividing into the *posterior*

tibial and *peroneal* arteries. In the ham, it gives off the three *superior articular arteries*; and, at the top of the leg, the arteries of the gemini muscles or *gemini branches*, (F.) *branches jumellés*, the two *inferior articular arteries*, and the *tibialis antica*.

POPLITEAL FOSSA, *Poples*.

POPLITE'AL GLANDS, *Glan'dulae poplitææ*. Lymphatic glands, four in number, seated in the popliteal region or space.

POPLITEAL MUSCLE, *Poplitæus Muscle*, *Muscle Jarretier*, *Fémoro-poplitæ-tibial*, (Ch.) *Subpoplitæus*, (F.) *Muscle poplitæ*, is seated in the popliteal region. It is triangular, long, flat; and is inserted, on the one hand, by means of a strong tendon, into the tuberosity at the outer condyle of the femur, terminating below at the upper part of the posterior surface of the tibia. This muscle bends the leg on the thigh, and, reciprocally, the thigh on the leg. When the leg is bent, it causes it to turn, in rotation, inwards.

POPLITEAL NERVES. They result from the bifurcation of the sciatic, and are two in number, viz. 1. The *external popliteal*, *Peroneal nerve*, *Branche péronière*, (Ch.) It is smaller than the internal; turns to the outside of the fibula at the upper part of the leg, and divides into the *musculo-cutaneous branch*, *nerf pré-tibio-digital*, (Ch.) and the *anterior tibial*, *nerf pré-tibio-sus-phalangéaire*, (Ch.) 2. The *internal popliteal nerve*, *Branche tibiale*, (Ch.) which is larger than the other, and seems to be the real continuation of the sciatic nerve. It descends vertically into the hollow of the ham; and passes beneath the aponeurotic arch of the solaris muscle, beyond which it takes the name of *tibial nerve*. It furnishes the *external saphena nerve*, and a number of branches, that are distributed to the posterior muscles of the leg. It then passes to the sole of the foot to be divided into two branches, called *Plantar nerves*.

POPLITEAL REGION, *Poples*—p. *Space*, *Poples*.

POPLITEAL VEIN has the same arrangement as the artery behind which it is situate.

POPONAX, see *Pastinaca opoponax*.

POPPY, CORN, RED, *Papaver rhæas*—p. *Heads*, see *Papaver*—p. *Juice*, *Meconium*—p. *Prickly*, *Argemone Mexicana*—p. *Spotling*, *Cucurbalus Behen*—p. *Thorn*, *Argemone Mexicana*—p. *White*, *Papaver*—p. *White*, capsule, see *Papaver*.

POPULUS, *Populus nigra*, *Ægei'ros*, *Ache-rois*, *Black poplar*, (F.) *Peuplier noir*. The young *buds*, *oculi* or rudiments of the leaves, which appear in the beginning of spring, were formerly used in an official ointment—the *unguentum populæum*. It was, also, recommended in chronic affections of the lungs.

The bark of *POPULUS TREMULOIDES*, *American aspen*, and of *P. tremula*, *European aspen*, is antiperiodic, and furnishes *salicin* and *populin*, in which the properties probably reside.

POPULUS BALSAMIFERA, see *Fagara octandra*.

PORCELAINÉ, *Essera*, *Urticaria*.

PORCELLIO, *Oniscus*.

PORCELLUS, *Oniscus*.

PORCULUS, *Oniscus*.

PORCUPINE DISEASE, *Ichthyosis*.

PORCUPINE MEN, *Echinoder'mi*. Persons have been so called in whom the cuticle is pro-

duced in the form of pointed prolongations, as if it had been moulded on the papillæ, like the shorter and blunter quills of the porcupine.

PORCUS, Vulva.

PORDE, Crepitation.

PORE, *Porus*, *In'terstice*, πορος, 'a passage.'

Anatomists have given this name to the openings at the extremities of vessels at the surface of different membranes. EXHALANT PORES have been supposed to exist in the exhalants, to transmit the fluids exhaled.—ABSORBENT PORES are employed in taking up parts that have to enter the circulation. Pores exist in the cuticle; yet Humboldt, with a powerful magnifying-glass, was unable to observe them. The pores of the skin have also been called *spira'cula*.

PORI BILIA'RII, *Ductus bili'a'rii*, *Sur'culi fell'e'i*. Ducts which receive the bile from the penicilli of the liver, and convey it to the hepatic duct.

PORI CUTA'NEI, *P. Exhalan'tes seu Sudoriferi seu Resorben'tes*. The pores of the skin.

PORI EXHALANTES, *P. cutanei*—*p. Pulmonum*, Cellules, bronchic—*p. Resorbentes*, *P. cutanei*—*p. Sudoriferi*, *P. cutanei*.

POROCE'LE, from πορος, 'a callus,' and κηλη, 'a tumour.' A hard tumour of the testicle or its envelopes.

POROMA, Induration.

POROMPHALOCLE, Poromphalon.

POROMPHALON, *Poromph'alus*, *Poromphaloc'le*, from πορος, 'hard,' and ομφαλος, 'the navel.' Umbilical hernia with hard and thickened parietes.

POROS, Canal.

POROSIS, Chalaza, Induration.

POROT'IC, *Porot'icus*, from πορος, 'callus.'

A remedy believed to be capable of assisting the formation of callus.

PORPHURURIA, Urine, purpuric.

PORPHYRA, Purpura—*p. Græcorum*, *Petchie'a*—*p. Hæmorrhagica*, *Purpura hæmorrhagica*.

PORPHYRISMA, Scarlatina.

PORPHYRISMUS, Scarlatina.

PORPHYRIZATION, Levigation.

PORPHYRO-TYPHUS, see Typhus.

PORPHYRY, *Porphyri'tes*, from πορφουρα, 'purple.' A species of very hard, compound rock, susceptible of considerable polish, and used in the fabrication of mortars and slabs for the apothecary.

PORPHYRY, BLACK, Ophites.

PORRACÉ, Porraceous.

PORRA'CEOUS, *Porra'ceus*, *Prasi'nus*, from porrum, 'a leek.' (F.) *Porracé*. Having the green colour of the leek. An epithet given to certain excreted matters,—the sputa, bile and fæces particularly.

PORREAU, Allium porrum.

PORRECTUM, Lever.

PORRET, Allium porrum.

PORRIGINE, Porrigo favosa.

PORRIGINEUX, Porriginous.

PORRIGINOSUS, Porriginous.

PORRIG'INOUS, *Porrigin'o'sus*, (F.) *Porrigneux*. Appertaining to porrigo.

PORRIGO (L.), 'scurf or scall in the head.' *Tinea*, *Favus*, *Furfuratio*, *Furfures*, *Ecpye'sis porrigo*, *Phlysis porrigo*, from porrige, 'to spread.' (F.) *Teigne*, *Rache*. Some of the varieties are contagious. It is principally characterized by an eruption of the pustules,

called favi and achores, unaccompanied by fever.

PORRIGO DECAL'VANS, *Tricho'sis a'rea*, *Area*, *Alope'cia are'd'a*, *A. partid'lis*, *A. circumscrip'ta*, *Phytoalope'cia*, *Tyr'ia*, *Tyro'ma*, *Oph'asis*, *Tyn'ea tonsdens*, *Herpens tonsu'rans*, *Limited* or *partial Baldness*, consists of patches of baldness without decay or change of colour in the surrounding hair, the exposed parts of the scalp being glabrous, white, and shining. The morbid condition sometimes spreads, so that the patches coalesce, rendering the baldness extensive. To a vegetable growth recently found at the roots of the hair in Tinea tonsdens, Malmstèn of Stockholm has given the name *Trichophyton tonsu'rans*. The treatment consists in keeping the scalp cleared by constant shaving, and in the steady application of some stimulating liniment or ointment.

PORRIGO FAVO'SA, *Ce'ron*, *Favus*, *Ecpye'sis porrigo favosa*, *Tinea favosa*, *Scabies capitis favosa*, *Melice'ra*, *Melice'rum*, *Melice'ria*, *Melilifavium*, *Porrigophyte*, *Honey-comb Scall* or *Tetter*, (F.) *Teigne faveuse*, *Porrigin'*. This consists in an eruption of pustules common to the head, trunk, and extremities, pea-sized, flattened at the top, in clusters, often uniting; discharge, fetid; scabs, honey-combed; the cells filled with fluid. It occurs both in early and adult life. Modern researches have satisfied some observers, that the crusts of favus are of vegetable nature and formed of a parasitic plant, belonging to the genus *mycodermis*. The point is not, however, settled. The treatment of this variety must consist in the exhibition of laxatives and the mildest stimulating ointments, such as the *Ung. zinci*, *Ung. hydrargyri præcipitat. alb.*, &c. Eczema of the hairy scalp is often confounded with Porrigo.

PORRIGO FUR'FURANS, *Ecpye'sis porrigo furfura'cea*, *Tinea furfura'cea*, *Tinea porrigin'o'sa*, *Pityri'asis Tricho'sis firfura'cea*, *Teigne furfuracée* (Alibert), commences with an eruption of small achores, the fluid of which soon concretes and separates in innumerable, thin, laminated scabs, or scale-like exfoliations. It is attended with a good deal of itching and some soreness of the scalp to which the disease is confined. It occurs chiefly in adults. In the treatment, the scalp must be kept shaved. The part must be washed repeatedly with soap and water, and an oiled silk cap worn. The nature of the ointments used must vary according to the period of disease and the irritability of the part affected. *Zinc ointment*;—one made with the *Cocculus indius*;—the *Sulphur ointment*;—*Citrine ointment* and *Ung. hydrargyri nitricooxydi*; *Tar ointment* and *Nitric acid ointment* have all been found useful. Should inflammation or discharge arise, these applications must of course be intermitted.

PORRIGO LUP'VALIS, *P. lupinosa*.

PORRIGO LUP'VALIS, *Crusta lac'tea*, *Ecpye'sis Porrigo crusta'cea*, *Mentigo*, *Achor*, *Tinea lac'tea*, *T. Fæ'ci*, *Milky scall* or *Tetter*, *Lactu'men*, *Lacti'go* (F.) *Croûte de lait*, *Croûte lacteuse*, *Fenavolages*, *La Graine*. This is, almost exclusively, a disease of infancy. It commonly appears first on the forehead and cheeks, in an eruption of numerous, minute, whitish achores on a red surface. These break and discharge viscid fluid, which becomes incrustated in this, yellowish, or greenish scabs.

The patches spread, until the whole face becomes, as it were, enveloped in a mask; hence the epithet *larvalis*. The disease is rather a variety of Eczema. Sometimes the eruption appears on the neck and breast; and, occasionally, on the extremities. In general, the health of the child does not suffer, but the eruption is always attended with much itching and irritation. The treatment consists in mild, tepid ablation, and the application of gently stimulating ointments, as of the oxydum zinci. The bowels must be kept in a soluble state by small doses of calomel, or by rhubarb and magnesia.

PORRIGO LUPINO'SA, *Tin'ea lupi'na*, *Scabies cap'itis*, *Ecpye'sis porrigo lupino'sa*, *Porri'go larvalis*, *Impeti'go figura'ta*, *Tin'ea granula'ta*, *T. muc'o'sa*, *Crusta lactea* (of some), *Men'ta'gra infantum*, (F.) *Teigne*, *Dartre crustacée flavescence*, consists of minute pustules in small patches, mostly commencing on the scalp; the patches terminating in dry, delving scabs, resembling lupine seeds; the interstices often covered with a thin, whitish, and exfoliating incrustation. It occurs chiefly in early life, and requires the same treatment as the last.

PORRIGO SCUTULA'TA, *Tin'ea granula'ta*, *Ecpye'sis porrigo galeata*, *Tinea fico'sa*, *Acho'res seu Scabies cap'itis*, *Ringworm of the Scalp*, *Scal'd head*; (F.) *Teigne annulaire*, *T. en anneau*, *T. nummulaire*. It commences with clusters of small, light, yellow pustules, which soon scab off; and, if neglected, become hard by accumulation. If the scabs be removed, the surface is left red and shining, but studded with slightly elevated points. If not attended to, it involves the whole head. It occurs in children 3 or 4 years of age, and is very unmanageable. The rules laid down under *Porri'go furfurans* must be here still more perseveringly enforced. The whole tribe of stimulating ointments may be used in succession. No one will always succeed, and hence the necessity of change, provided advantage should not seem to follow any particular application. The *Un'guentum ad Scabiem*, of Banyer, sometimes cures, when others fail.

PORRIGOPHYTE, *Porri'go favosa*.

PORRUM, *Allium porrum*, *Thymion*.

PORRUS, *Sarcoma*, *Thymion*.

PORTA, *πύλη*, *Pylé*, 'a gate.' The part of the liver where its vessels enter as by a gate. Also, the Vulva.

PORTA JECORIS, *Porta vena*.

PORTA VENA, *Vena porta*, *V. porta'rum*, *Rama'lis vena*, *Jan'itria*, *Vena magna seu que ad portas est seu stelechia'a seu lac'tea seu ostra'ria*, *Porta Jec'oris*, *Porta*, *Vena arterio'sa seu arteria'lis*, *Manus Jec'oris seu he'patis*, *Vena ad portas*. The *System of the vena porta* or the *Abdom'inal venous system*, (F.) *Veine porte*, *Porte veine*, is a vascular apparatus of black blood, situate in the abdomen, and resulting from two distinct orders of vessels, united into one common trunk. 1. One of these trunks, much more extensive than the other, has received the name *Vena porta abdomina'lis*, because it arises from all the organs enclosed in the cavity of the abdomen, except the kidneys and bladder; and in the female, the uterus. The *Abdom'inal vena porta* has two principal roots, the *splenic vein* and the *superior mesenteric*, which have their ramifications in all the diges-

tive organs. 2. The other trunk, destined solely to the liver, has been called the *Hepatic vena porta*. It appears to be a continuation of the abdominal vena porta, and proceeds towards the inferior surface of the liver. Opposite to the transverse fissure of that organ, it divides, like an artery, into two branches, which, by their union, seem to form a canal or duct, called by some the *Sinus of the vena porta*. These branches are distributed in the substance of the liver, whither they are accompanied by a prolongation of the fibrous capsule of that organ,—the capsule of Glisson. The different branches of the vena porta are devoid of valves. See Liver.

PORTAL, from *porta*, 'a gate.' Relating to the porta of the liver,—as the *portal system*, or system of the vena porta. By extension the term has been applied to an analogous system of vessels in the kidney. See Kidney.

PORTAL FISSURE, see Liver.

PORTE-AIGUILLE, *Acutenaculum*; *Needle-carrier*, *Needle-bearer*; from (F.) *porter*, 'to carry,' and *aiguille*, 'a needle.' An instrument for accurately laying hold of a needle, and giving it greater length, when it is so fine and small that it cannot be held by the fingers. It is of steel or silver, about two inches long, and throughout the whole, almost, of its length, divided into two branches, so as to form a kind of forceps, capable of being closed by means of a sliding ring. A modification of this instrument was devised by Dr. Physick for taking up deep-seated arteries beyond the reach of a tenaculum or common needle. It consists of a forceps so constructed as to hold in its extremity a needle armed with a ligature. The handles of the forceps are fastened together, temporarily, by a spring or catch; and, when the needle is fairly deposited beneath the vessel, it is disengaged from the forceps and drawn out, leaving the ligature behind, which can be tied without difficulty.

PORTE-BOUGIE, (F.) A silver canula similar to that of a trochar, except that it is longer. It is used for conducting bougies into the urethra.

PORTE-CAUSTIQUE, *Porte-pierre* — *p. Feuille*, *Subcapularis*.

PORTE-MÈCHE (F.), from *porter*, 'to carry,' and *mèche*, 'a tent.' An instrument for carrying tents or *mèches* deeply into fistulous openings, or sinuses, to the bottom of ulcers, &c. It is a wire of silver or steel, four or five inches long, having a notch at one extremity, and a button at the other.

PORTE-MOXA (F.). A small instrument for keeping the moxa applied to the part to be cauterized. It consists of a metallic ring—separated from the skin by three small supports of ebony—to which a handle is adapted.

PORTE-NEUD (F.), from *porter*, 'to carry,' and *neud*, 'a knot.' An instrument for carrying a ligature round the base or pedicle of a tumour.

PORTE-PIERRE (F.), *Porte-caustique*, *Caustic bearer*. An instrument similar to a *porte-crayon* for carrying the lunar caustic.

PORTE-SONDE (F.). An instrument resembling a *porte-crayon*, employed for holding the style or *sonde*, and inserting it more readily into the nasal duct, during the operation for fistula lachrymalis.

PORTE-VEINE, Porta Vena.

PORTER, Cerevisia.

PORTIO DURA, Facial nerve.

PORTIO MEDIA INTER PORTIO'NEM DURAM ET PORTIO'NEM MOLLEM. A small nerve, which arises from the brain, between the origin of the portio dura and the trunk of the portio mollis.—Wrisberg.

PORTIO MOLLIS, Auditory nerve.

PORCION COSTO-TRACHÉLIENNE DU SACRO-SPINAL, Longissimus dorsi—*p. Écailleux* ou *squaméux du temporal*, Squamous portion of the temporal—*p. Lambaire du plexus crural*, Lumbar plexus.

PORCION GODRONNÉE DE LA CORNE D'AMMON. A name given by Vicq d'Azyr to a small denticulated cord of a compact tissue and granular appearance, which unites the cornu ammonis to the paries of the lateral ventricle.

PORTONARIUM, Pylorus, Duodenum.

PORTULA'CA, *Andrach'né*, *Al'tium Gal'licum*, *Portula'ca olera'cea*, *Furslane*, (F.) *Pourpier cultivé*. This plant abounds with a watery and somewhat acid juice; and is often put into soups or pickled with spices. It is regarded as antiseptic and aperient.

PORUS, Callus, Meatus—*p.* Acusticus, Auditory canal, internal.

PÓSCA, Oxycrate.

POSE, Coryza.

POSIMOS, Potable.

POSITION, FALSE, False position.

POSOL'OGY, *Posolog'ia*, *Dosilog'ia*; from *ποσος*, 'quantity,' and *λογος*, 'a discourse.' Indication of the doses in which the different articles of the materia medica ought to be exhibited.

POSSET, *Passétum*; from (L.) *Pasca*, 'sour wine and water.' Milk curdled with wine or any acid or treacle. A preparation of beer and milk; *Zythog'ala*.

POSSETING, Regurgitation, (of Infants.)

POSTBRACHIALE, Metacarpus.

POSTCARPIUM, Metacarpus.

POSTERIOR ANNULA'RS. An external, interosseous muscle, which arises from the corresponding sides of the metacarpal bones of the ring, and little finger, and is inserted into the inside of the tendon on the back of the ring finger. Its *use* is to draw the ring finger inwards.

POSTERIOR AURIS, Retrahens auris.

POSTERIOR INDICIS MANÛS. An internal, interosseous muscle, which arises from the inner or ulnar side of the metacarpal bone of the fore finger, and is inserted into the inside of the tendon on the back of the fore finger. Its *use* is to draw the fore finger inwards.

POSTERIOR INDICIS PEDIS, *Abductor Indicis Pedis*. An external, interosseous muscle, which arises from the contiguous sides of the metatarsal bones of the fore toe, and second of the small toes, and is inserted into the outside of the root of the first bone of the fore toe. Its *use* is to pull the fore toe outwards.

POSTERIOR ME'DII DIG'ITI MANÛS. An external, interosseous muscle, which arises from the corresponding sides of the metacarpal bones of the middle and ring fingers; and is inserted into the inside of the tendon on the back of the middle finger. Its *use* is to draw the middle finger inwards.

POSTERIOR MEDII DIG'ITI PEDIS, *Abductor medii digiti pedis*. An external, interosseous muscle, which originates from the contiguous sides of the metatarsal bones of the second and third of the small toes, and is inserted into the outside of the root of the first bone of the second of the small toes. Its *use* is to pull the toe outwards.

POSTERIOR TER'TII DIG'ITI, *Adductor tertii digiti*. An external, interosseous muscle, which arises from the contiguous sides of the metatarsal bones of the 3d and 4th of the small toes, and is inserted into the outside of the root of the first bone of the third of the small toes. Its *use* is to pull the toe outwards.

POSTHE, Penis, Prepuce.

POSTHET'OMIST, *Posthet'amus*, from *ποσθη*, 'prepuce,' and *τομη*, 'incision.' One who performs the operation of circumcision.

POSTHETOMY, Circumcision.

POSTHIA, Hordeolum.

POSTHIOPLASTIC, *Pasthioplasticus*, from *ποσθιον*, 'the prepuce,' and *πλασσω*, 'I form.' An epithet applied to the operation for restoring the prepuce.

POSTHITIS, from *ποσθη*, 'the prepuce, the penis,' and *itis*, the termination for inflammation. Inflammation of the prepuce or penis.

POSTHIUM, Prepuce.

POSTHON'CUS, from *ποσθη*, 'the prepuce or penis,' and *ογκος*, 'a tumour.' Swelling of the prepuce or penis.

POSTHOPLASTICA, from *ποσθιον*, 'prepuce,' and *πλαστικός*, 'formative.' The art of making a new prepuce.

POSTPOSIT'IO. Delay in the return of a paroxysm. It is opposed to *anticipatio*, which means the return of a paroxysm earlier than its accustomed hour.

In this sense we speak of an *anticipating*, and a *postponing* (*Febris hysteret'ica*) intermittent.

POTREMA, Uterus.

POTABLE, *Potabilis*, from *potare*, 'to drink.' *Pot'imos*, *Potas*, *Pas'imos*, 'drinkable.' Water is said to be potable, when it contains atmospheric air; is not brackish; and has no mineral impregnation of consequence.

POTASH. So called from the pots or vessels in which it was made;—*Potas'sa*, *Kali*, *Vegetable alkali*, *Gastrinum*.

POTASH OF COMMERCE, *Potassa impu'ra*, *Impure potass*, *Alu'men cati'num*, *Cin'eres Rus'sici*, *Subcarbonas potas'sæ impu'rus*, *Potas'sæ carbonas impu'rus*,—the *Pearlash* of commerce, is prepared from the ashes of land plants by calcination, solution in water, filtration, and evaporation. It usually consists of subcarbonate of potass, sulphate of potass, chloride of potassium, silex, oxide of iron, &c.

From the ashes of lees of wine, and from vine twigs a much purer alkali is obtained. It is called *Cinis infecta'rius*, *C. sæcum*, *Cin'eres clavella'ti*, *Alu'men sæcum*, *Cin'eres gravella'ti*, (F.) *Cendres gravellées*, *Cendres de sarment*.

Another variety of the alkali is afforded by burning argol in a crucible; afterwards powdering and calcining it, till it is nearly white; then dissolving in water, filtering and evaporating. It is called *Salt of tartar*, *Sal Tartari*, *Kali præparatum e tart'ara*, *Kali e tart'ara*, *Subcarbonas potas'sæ puris'simæ*, *Potas'sæ Subcarbonas e tart'aro*. Lastly, when wormwood is burnt to ashes, dissolved in water, filtered and

evaporated to dryness, it affords another variety of vegetable alkali, the *Sal absinthii* or *Salt of wormwood*.

Impure potass is used for preparing the subcarbonate for medical use.

POTASS, ACETATE OF, Potassæ acetat—p. Bisulphate of, Potassæ supersulphas—p. Bitartrate of, Potassæ supertartras—p. Carbonate of, Potassæ carbonas—p. Chlorate of, Potassæ murias hyperoxygenatus—p. Euchlorate of, Potassæ murias hyperoxygenatus—p. Fused, Potassa fusa—p. Hydriodate of, Potassæ hydriodas—p. and Iron, tartrate of, Ferrum tartarizatum—p. with Lime, Potassa cum calce—p. Mephite of, Potassæ subcarbonas—p. Muriate of, Potassæ murias—p. Nitrate of, Potassæ nitras—p. Oxymuriate of, Potassæ murias hyperoxygenatus—p. Subcarbonate of, Potassæ subcarbonas—p. Sulphate of, Potassæ sulphas—p. Sulphate of, acid, Potassæ supersulphas—p. Sulphuret of, Potassæ sulphuretum—p. Supercarbonate of, Potassæ carbonas—p. Supersulphate of, Potassæ supersulphas—p. Supertartrate of, Potassæ supertartras—p. Tartrate of, Potassæ tartras.

POTASS AND SODA, TARTRATE OF, Soda, tartrate of.

POTASSA, Potash, P. fusa.

POTASSA CUM CALCÈ, *Potass with lime, Calx cum kali puro, Caus'ticum commu'nè for'tius, Lapis infernalis sive sept'icus, Kali caus'ticum cum calce, Potas'sa opè calcis parata et ignè fusa, Lapis caus'ticus*, (F.) *Potasse préparée avec la chaux, P. à la chaux, Pierre à cautère*. (*Liquor. potassæ* ℞iij, *calcis recent.* ℞j. Boil the solution of potass to ℞ij; then add the lime, slaked with water, and mix. *Ph. L.*) Used for the same purposes as the next, but more manageable; being less deliquescent.

POTASSA, FERROCYANATE OF, Potassii ferrocyanuretum—p. Ferropussiate of, Potassæ cyanuretum.

POTASSA FUSA, *Potassa, Kali caus'ticum, Fused potass, Caus'ticum commu'nè acer'rimum, Kali purum, Al'kali vegetabilè fixum caus'ticum, Causticum alkali'num, C. commu'nè, C. potentillè, C. Sali'num, Hyd'ras ka'licum, Hyd'ras potas'sæ puræ fusa, Potassæ hyd'ras, Lapis caus'ticus, Lapis causticus chirurgorum, Lapis infernalis alcali'nis, L. sept'icus, Rupio'rium commu'nè*, (F.) *Potasse caustique*. (Prepared by evaporating solution of potass to dryness in an iron vessel.) This preparation is generally run into cylindrical moulds, covered with paper, and kept in well corked vessels. It is powerfully escharotic, and is used for forming issues, curing strictures, &c.

POTASSA, HYDEOBROMATE OF, see Bromine—p. Hydrocyanate of, Potassii cyanuretum—p. Hyperoxalas, Potass, oxalate of—p. Hypertartras, P. supertartras—p. Impura, Potash of commerce—p. Liquida, Liquor potassæ—p. Ope calcis parata et igne fusa, Potassa cum calce—p. Prussiate of, Potassii ferrocyanuretum.

POTASSÆ ACETAS, *Acetas kali, Oxymar'tarus, Acetas liziv'æ seu ka'licum, Al'kali tar'tari acet'o saturatum, Alkali vegetabilè cum aceto, Magisterium tartari purgans, Terra foliata Tartari, Kali acetatum, Sal diureticus, Sal Senner'ti, Ac'etate of potass, Arca'num tartari*, (F.) *Acétate de potasse*. (*Acid. acetic.* Oj, *Potassæ carbon.* q. s. Mix and add, by degrees, enough acetic acid to saturate the alkali. Then filter

and evaporate till a pellicle is formed which is to be dried upon bibulous paper; evaporate again in a water bath, and, removing the pellicles: dry.—*Ph. U. S.*)

It is cathartic and diuretic. Dose, ʒj to ʒij or more.

POTASSÆ ET ALUMINÆ SULPHAS, *Alumen*—p. *Bicarbonas, Potassæ carbonas*—p. *Bisulphas, P. supersulphas*—p. *Bitartras, P. supertartras*.

POTASSÆ CAR'BONAS, *Kali aërum, Bicar'bonas potassæ, Potas'sæ bicar'bonas* (Ph. U. S.) *Deutocarbonas potas'sii, Carbonate of potass, Supercarbonate of potass*. This is not caustic, like the subcarbonate of potass, and hence, has been preferred to relieve acidity. (*Potass. carbon.* ℞iv, *Aquæ destillat.* Ox. Pass carbonic acid through the solution until it is saturated, and filter. Evaporate at a heat not exceeding 160°, and dry the crystals on bibulous paper. Carbonic acid is obtained from marble by the addition of dilute sulphuric acid.—*Ph. U. S.*) Dose, gr. x to ʒss. It is used in forming the soda powders, as well as for its antacid properties.

POTASSÆ CARBONAS (Ph. U. S.), P. subcarbonas—p. Carbonas impurus, P. subcarbonas—p. Carbonas purus, see P. subcarbonas—p. Chloras, P. murias hyperoxygenatus—p. Chloruretum oxydatum, P. murias hyperoxygenatus—p. et Ferri tartras, Ferri tartarizatum—p. Hyd'ras, Potassa fusa.

POTASSÆ HYDR'ODAS, *Potassæ Protohydri'odas, Potas'sii protox'idi hydri'odas, Hydri'odate of potass*. If a solution of potass be poured on iodine in its metallic state, an iodate and hydriodate are formed. These may be separated by means of alcohol, which only dissolves the latter of these salts. The hydriodate, or rather the *Iodide of Potas'sium, Kalium Ioda'tum, Kali Hydriodid'nicum, K. Hydriod'icum, Hydriodas Kalicus, Potassii Ioduretum* seu *Iodidum*, (F.) *Iodure de potassium*, may be obtained by evaporation. When the *Iodide of potassium* is dissolved in water, it becomes the *Hydriodate of Potassa*. The following is the formula in the *Ph. U. S.* *Iodin.* ʒvj; *Ferri rament.* ʒiij, *Potass. carbon.* ʒiv vel. q. s. *Aquæ destillat.* Oiv. Mix the iodine with three pints of the distilled water, and add the iron filings, stirring frequently with a spatula for half an hour. Apply a gentle heat, and when the liquor assumes a greenish colour, add gradually the carbonate of potass, previously dissolved in half a pint of the water, until it ceases to cause a precipitate. Continue the heat for half an hour, and filter. Wash the residuum with half a pint of the distilled water boiling hot, and filter. Mix the filtered liquors and evaporate, that crystals may form. Pour off the liquid, and dry the crystals on bibulous paper. The *Hydriodate of soda* is made in the same way. Virtues,—those of iodine.

POTASSÆ MURIAS, *Sal Digestivus* vel *Sal febrifugus Syl'vii, Muriate of Potass, Spiritus salis mari'ni coagulatus*. Bitter and refrigerant.

POTASSÆ MURIAS HYPEROXYGENATUS, *Potassæ Chloras, P. oxymu'rias, Oxymuriate* or *hyperoxymu'riate of potass, Chlorate of potas'sa, Euchlorate of potass, Alkali vegetabilè salit'odephlogistica'tum, Chlorure'tum potas'sæ oxyda'tum, Halo'dum oxygena'tum, Oxyge'no-chlorure'tum potas'sii, Protochlorate of potas'sium,*

Kali chloricum, Chloras Kallicus depuratus, (F.) Chlorate de potasse. It has been regarded as antineuropathic, and as an alterative purifier of the blood and humours. It is of doubtful efficacy. Dose, 3 to 6 grains or more.

POTASSÆ NITRAS, Nitrate of Potass, Nitrum, Sal nitrum, Nitre, Saltetre, Sal petrae, Salsedo mucrum, Sanguinea, Berenicium, Halinitrum, Protonitrate of Potassium, Nitrate of protoxide of Potassium, Kalinitricum, Nitras kalicum, Nitras lixiviae, (F.) Nitrate de potasse. Obtained from the putrefaction of animal matters, in contact with calcareous or alkaline earths, by elixiviation; adding, if necessary, wood ashes to supply the alkaline basis. It is formed, in an impure state, by nature, in warm climates.

It is diuretic and refrigerant, and, in large doses, purgative; externally, cooling and detergent. Dose, gr. x to ʒss. In large doses it is an acrid poison.

POTASSÆ NITRAS FUSUS SULPHATIS PAUCILLO MIXTUS, Sal prunellæ, Crystalus mineralis, Nitras potassæ cum sulphure fusus, Nitrum tabulatum, Lapis Prunellæ, Sore-throat salt, Mineral crystal, Anodynum minera læ. Nitrate of potass, mixed with a little sulphate of potass and run into moulds. Its properties are those of nitre.

POTASSÆ OXALAS, Superoxalate of Protoxide of Potassium, Oxalæ Acidulum Potassæ seu Potassæ acidulus seu basicus, Superoxalæ alæ kalicum, S. Potassæ, Hyperoxalæ Potassæ, Sal Acetosellæ, Oxalium, Kali oxalicum acidulum, Oxalæ subpotassicus, Oxalate of Potass, Salt of Sorrel. Prepared from the juice of wood sorrel. It is refrigerant, and is used to make lemonade, &c.

POTASSÆ OXALAS ACIDULUM, Potass, oxalate of—p. Oxymurias, P. murias hyperoxygenatus—p. Protohydriodas, P. hydriodas—p. Puræ fusæ hydras, Potassa fusa—p. et Sodæ tartras, Soda, tartrate of.

POTASSÆ SUBCARBONAS, P. Carbonas (Ph. U. S.), Subcarbonas Kali, Carbonas Potassæ, Kali preparatum, Sal Herbarum, Calcareous Tartar, Sal Plantarum, Subcarbonate of Potass, Sal Tartari, Sal Absinthii, Mephite of Potass, &c. (See Potash.) A filtered solution of the impure subcarbonate, Potassæ carbonas impurus (Ph. U. S.), Pearl-ash (see Potash), evaporated to dryness. This deliquescent salt is given in the same cases as the potassæ carbonas, than which it is more caustic and disagreeable.

The Parisian codex has a Subcarbonas Potassæ ex tartaro combusto, vulgo Sal Tartari or Salt of Tartar;—a Subcarbonas Potassæ ex deflagrantibus simul tartrate acidulo et Nitrate Potassæ paratus, vulgo Nitrum ex tartaro fixum, which is the Potassæ carbonas purus or Salt of Tartar of the Pharmacopœia of the United States,—and a Subcarbonas potassæ ex deflagrantibus cum Carbonibus Nitrate Potassæ paratus, vulgo Nitrum fixum. They are all used like the preceding.

POTASSÆ SUBCARBONAS IMPURUS, Potash of commerce.

POTASSÆ SULPHAS, Kali vitriolatum, Sulphas Kali, Kali sulphuricum, Lixivia vitriolata, Nitrum vitriolatum Schroederi, Sal Sapientia, Sal Tartari Sulphuratum, Specificum Paracelsi, Spiritus vitrioli coagulatus Mynsichti, Protosulphate of Potassium, Alkali

vegetabile vitriolatum, Sal de duobus, Arcanum duplicatum, Nitrum vitriolatum, Tartarum vitriolatum, Panacea Ducis Holsatiæ, Panacea duplicata, Sal Polycrestus, Sulphate of Potass, (F.) Sulfate de potasse. (The salt, that remains after the distillation of nitric acid, dissolved; the excess of acid saturated with subcarbonate of potass and crystallized.) Purgative and diuretic. Dose, ʒss to ʒj as a laxative. In a large dose it has proved an irritant poison.

POTASSÆ SULPHAS CUM SULPHURË; Sal Polycrestus Glaseræ, Lixivia Vitriolata Sulphurea. (Formed by deflagrating nitrate of potass with sublimed sulphur.) Same virtues as the last. Dose, gr. xv to xxx.

POTASSÆ SULPHURETUM, Potassii Sulphuretum, Kali sulphuretum, Hepar Sulphuris salinum, H. sulphuris vulgare, Sulphuretum lixiviae, S. kalicum, Hepar Sulphuris, Liver of Sulphur, Sulphuret of Potass, (F.) Sulfure de potasse, Sulfure de potassium sulfate, Foie de Soufre. (Sulphur. lot. ʒj, Potassæ carb. ʒij. Rub them together, and place the mixture in a covered crucible upon the fire until they unite.) It has been employed in affections of the chest, as an expectorant, in the dose of from ʒss to ʒj, largely diluted; but it is chiefly used as a bath or wash in cases of itch, tinea capitis, and other cutaneous affections.

POTASSÆ SUPEROXALAS, Potass, oxalate of.

POTASSÆ SUPERSULPHAS, P. Bisulphas, Sal enixum, Supersulphate of Potass, Sal febrifugus of Lemery, Acid Sulphate of Potass, Bisulphate of Potass, Superprotosulphate of Potassium, (F.) Bisulfate, de Potasse. (The salt remaining after the distillation of nitric acid, dissolved, strained, and crystallized.) It is refrigerant and purgative. Dose, ʒss to ʒij.

POTASSÆ SUPERTARTRAS IMPURUS, Tartarus crudus, Tartarum, Lapis vini, Magnetiærus, Pedagra, Tartar, (F.) Tartre cru, T. brut. It is called, also, Tartarum rubrum and Red Argol, when obtained from red wines; Tartarum album or White Argol, when from white wines. Tartar is the saline deposit from wines as they become aged; which attaches itself to the sides of the casks and bottles in which they are kept. It consists of a considerable quantity of acidulous tartrate of potass, tartrate of lime, silica, alumen, oxyd of iron, manganese, and a red colouring matter, if the wine be red. It is chiefly used for the preparation of cream of tartar.

POTASSÆ SUPERTARTRAS, Crystalli Tartari, Tartras Acidulus Potassæ purus, Supertartrate of Protoxide of Potassium, Potassæ Bitartras (Ph. U. S.), Bitartrate of Potass, Hypertartras Potassæ, Tartras superpotassicus, T. subpotassicus, Crystals of Tartar, Cremor Tartari, Cream of Tartar (when in powder), Supertartrate of Potass, (F.) Tartrate acide de potasse, Crème de Tartre. (The tartar of wine purified.) It requires 120 parts of water at 60° to dissolve it. It is mildly purgative, refrigerant, and diuretic. Dissolved in water, with a small quantity of white wine, some sugar and lemon peel, it forms an agreeable beverage in febrile diseases, under the name of imperial. Dose, as a diuretic ʒj to ʒij; as a purgative, ʒss to ʒj.

POTASSÆ TARTRAS, Kali tartarizatum, Alkali fixum tartarizatum, Tartarum solubile, Tartarus tartarizatus, Lixivia Tartarizata,

Sal Panchres'tum, Tartras Kalinus, T. lixiv'ia, Sal vegetabilis, Alkali vegetab'ile tartarizatum, Tartrate of Potass, Soluble Tartar, (F.) Tartrate de Potasse. (Potassæ carbon. ꝑ̄xviij; Potassæ Bitartrat. in pulv. subtiliss. ℥iij, vel q. s., aquæ bullientis, cong. Dissolve the carbonate of potassa in the water, add the bitartrate to saturation, and boil; filter, evaporate till a pellicle forms, and set aside to crystallize. Pour off the liquid; dry the crystals on bibulous paper, and keep in closely stopped bottles.—Ph. U. S.) A saline cathartic in the dose of ʒij to ʒj.

POTASSÆ TARTRAS ACIDULUS PURUS, P. supertartras—p. Tartras stibialis seu stibiosus, Antimonium tartarizatum.

POTASSÆ ACÉTATE DE, Potassæ acetat—p. Bisulfate de, Potassæ supersulphas—p. Caustique, Potassa fusa—p. à la Chaux, Potassa cum calce—p. Chlorate de, Potassæ murias hyperoxygenatus—p. Liquide, Liqueur potassæ—p. Nitrate de, Potassæ nitras—p. Préparée avec la chaux, Potassa cum calce—p. et de Soude, tartrate de, Soda, tartrate of—p. Sulfate de, Potassæ sulphas—p. Sulfure de, Potassæ sulphuretum—p. Tartrate de, Potassæ tartas—p. Tartrate acide de, Potassæ supertartras.

POTASSII CYANIDUM, P. Cyanuretum.

POTASSII CYANURETUM, P. Cyan'idum, Cyanuret of Potassium, Hydrocy'anate of Potassa, (Potassii Ferrocy'anutur, in pulv. ʒviij; Aquæ destillat. f. ʒvj. Expose the ferrocyanuret to a moderate heat until it becomes nearly white, and is deprived of its water of crystallization. Put the residue in an earthen retort, with the beak loosely stopped, and expose it to a red heat for two hours, or till gas ceases to be disengaged. Take the retort from the fire, close the orifice with lute, and let the whole remain till cold. Break the retort, reduce the black mass to a coarse powder, put it into a twelve ounce bottle, and add the distilled water. Agitate occasionally for half an hour; throw it on a filter, evaporate the filtered solution to dryness, and keep the dry mass in a closely stopped bottle.—Ph. U. S.) Used in the same cases as the hydrocyanic acid. Dose, a quarter of a grain.

POTASSII DEUTO-CARBONAS, Potassæ carbonas.

POTASSII FERROCYANURETUM, P. Ferrocy'an'idum, Ferrocy'anide or Ferrocy'anutret of Potassium, Ferrocy'anate of Potassa, Ferroprus'siate of Potassa, Prussiate of Potassa, (F.) Protocyanure jaune de fer et de potassium, Cyanure de fer et de potassium. The yellow double cyanuret of potassium and iron, the salt from which the cyanuret of potassium is obtained by calcination. It is not much used in medicine. It has been advised as an astringent in the colliquative sweats of phthisis, in leucorrhœa, &c.; but it does not seem to be possessed of much activity. Dose, 10 or 15 grains every four or five hours.

POTASSII HYDRARGYRO-IODIDUM, see Iodine—p. Ioduretum, see Potassæ hydriodas—p. Oxygenochloruretum, Potassæ murias hyperoxygenatus—p. Protoxidi hydriodas, Potassæ hydriodas—p. Sulphuretum, Potassæ sulphuretum.

POTASSIUM. Same etymon as potash. The metallic base of potassa.

POTASSIUM, BROMURE DE, see Bromine—p. Cyanuret of, Potassii cyanuretum—p. Ferrocyanide of, Potassii ferrocyanuretum—p.

Ferrocyanuret of, Potassii Ferrocyanuretum—p. Iodide of, see Iodine, and Potassii iodidum—p. Iodide of, see Potassæ hydriodas—p. Iodohydrargyrate of, see Iodine—p. Iodure de, Potassæ hydriodas—p. Proto-arsenite of, Arsenite of protoxide of potassium—p. Protochlorate of, Potassæ murias hyperoxygenatus—p. Protonitrate of, Potassæ nitras—p. Protoxide of, nitrate of, Potassæ nitras—p. Protoxide of, superoxalate of, Potassæ oxalate of—p. Protoxide of, supertartrate of, Potassæ supertartras—p. Protosulphate of, Potassæ sulphas—p. Sulfure de, sulfaté, Potassæ sulphuretum—p. Sulphuret of, Potassæ sulphuretum—p. Superprotosulphate of, Potassæ supersulphas.

POTATO, Solanum tuberosum—p. Fly, Lytta vittata—p. Hog, Convolvulus panduratus—p. Spanish, Convolvulus batatas—p. Sweet, Convolvulus batatas—p. Vine, wild, Convolvulus panduratus—p. Wild, Convolvulus panduratus.

POTELEË, Hyocynamus.

POTENTIA, Force.

POTENTIA seu POTES'TAS COËUN'DI, Capability of copulation.

POTENTIA GENERAL'NDI. The power of procreation.

POTENTIA IRRITANS, Stimulus.

POTENTIAL, Potential'is; from potens, 'able.' An epithet for remedies, which, although energetic, do not act till some time after their application. The caustic alkalies, for instance, are called *Potential cauteries* in contradistinction to the hot iron, which is termed *actual*.

POTENTILLA ANSERINA, Argentine, Chenobos'con, Argenta'ria, Anseri'na, Silver Weed, Wild Tansey; (F.) Argentine, Potentille. The leaves are mildly astringent and tonic.

POTENTILLA REPTANS, Pentaphyl'lum, Quinqu'efolium, Common cinquefoil, (F.) Quin'te-feuille. The roots are possessed of astringent properties.

POTENTILLA TORMENTILLA, Tormentilla.

POTERIUM SANGUISORBA, Pimpinella saxifraga.

POTESTAS COEUNDI, Potentia coeundi—p. Generandi, Potentia generandi.

POTEX, Fetus.

POTHOS FETIDA, Dracontium fœtidum—p. Putorii, Dracontium fœtidum.

POTIMOS, Potable.

POTIO, Drink, Haustus, Potion—p. Calcis carbonatis, Mistura cretæ—p. Effervescens anti-emetica, Potion of Riverius—p. Leniens, Looch ex ovo—p. Oleosa, Looch ex ovo—p. Picea, see Pinus sylvestris.

POTION (F.), Pot'tio; from poto, 'I drink.' A liquid medicine, from 4 to 8 ounces or more in quantity, the composition of which varies, and which is administered in divided doses. It corresponds to the English *mixture*.

POTION PECTORALE, Looch ex ovo.

POTION OF RIVERIUS. A mixture of Lemon Juice and Subcarbonate of Potass,—generally given in a state of effervescence. It is the *Potio efferves'cens anti-emet'ica dicta Riverii*, of the Parisian codex. The name in the codex indicates its use.

POTIONIS DESIDERIUM, Thirst.

POTIRON, Cucurbita pepo.

POTIUNCULA. Haustus.

POTOPARANŒA, Delirium tremens.

POTOS, Potable.

POTOTROMOPARANŒA, Delirium tremens.

POTT'S DISEASE, Vertebral disease.

POTUS, Drink—*p.* Hippocraticus, Claret.

POU, Pediculus.

POUCE, Pollex, see *Digitus*.

POUDRE, Powder, Pulvis—*p.* *Absorbante et anti-acide*, *p.* Pulvis de magnesiæ compositus—*p.* *d'Alum composée*, Pulvis sulphatis aluminæ compositus—*p.* *Antiarthritique amère*, Pulvis de amarum compositus—*p.* *Antiasmique*, Pulvis de sulphure et scillâ—*p.* *Antimonial composée ou de James*, Antimonial powder—*p.* *Aromatique*, Pulvis cinnamomi compositus—*p.* *d'Asarum composée dite sternutatoire*, Pulvis asari compositus—*p.* *Balsamique*, Pulvis myrrhæ compositus—*p.* *de Birkmann*, Pulvis de arô compositus—*p.* *de Blanchement*, Calcis chloridum—*p.* *de Cannelle composée*, Pulvis cinnamomi compositus—*p.* *Cathartique*, Pulvis scammonæ compositus—*p.* *de Chypre*, see *Cladonia rangiferina*—*p.* *du Comte de Palme*, Magnesie carbonas—*p.* *Cornachine*, Pulvis cornachini—*p.* *de Corne brûlée avec opium*, Pulvis cornu uti cum opio—*p.* *de Craie composée*, see *Pulvis cretæ compositus*—*p.* *de Craie composée avec opium*, Pulvis cretæ compositus cum opio—*p.* *de Dover*, Pulvis ipecacuanhæ compositus—*p.* *Gazifère laxative*, Powders, Seidlitz—*p.* *Gazifère simple*, Powders, soda—*p.* *de Gomme adragant composée*, Pulvis tragacanthæ compositus—*p.* *de Gomme gutte*, Pulvis e gummi guttâ—*p.* *Hydragogue*, Pulvis e gummi guttâ—*p.* *Incisive*, Pulvis de sulphure et scillâ—*p.* *d'Ipecacuanha et opium*, Pulvis ipecacuanhæ compositus—*p.* *de Jalap composée*, Pulvis jalapæ compositus—*p.* *de Kino composée*, Pulvis kino compositus—*p.* *de Pérard*, Pulvis de sennâ, scammonio et lignis—*p.* *de Quercetanus*, Pulvis e gummi guttâ—*p.* *de Saint Ange*, Pulvis asari compositus—*p.* *de Savon végétale*, Pulvis gummosus alkalinus—*p.* *de Scammonée composée*, Pulvis scammonæ compositus—*p.* *de Seidlitz*, Powders, Seidlitz—*p.* *de Séné composée*, Pulvis sennæ compositus—*p.* *de Sentinelli*, Magnesie carbonas—*p.* *Styptique*, Pulvis sulphatis aluminæ compositus.

POUDRE SUBTIL DE DELCROIX. A fashionable depilatory "for removing superfluous hair in less than ten minutes." It is said to consist of *Quicklime* and *Sulphuret of Arsenic*, with some vegetable powder.—Paris.

POUDRE TEMPÉRANTE DE STAHL, Pulvis de Sulphate potassæ compositus—*p.* *de Tennant*, Calcis chloridum—*p.* *de Valentini*, Magnesie carbonas—*p.* *Vermifuge mercurielle*, Pulvis e sulphureto hydrargyri nigro et scammonio—*p.* *Vermifuge sans mercure*, Pulvis ex helminthocorto compositus.

POUGUES, MINERAL WATERS OF.

These alkaline waters are in the department of Nièvre, France. They contain carbonic acid, carbonates of soda, lime and magnesia; chloride of sodium; alumina and silica, with protoxide of iron.

POULAIN, Bubo.

POULET, VIN DE (F.), *Pullet Wine*. A disgusting preparation, made by infusing the excrement of the pullet in white wine. According to Nysten, it is employed by the vulgar in France in a number of diseases, and especially in falls, contusions, &c.

POULIOT, *Mentha pulegium*.

POULS, Pulse—*p.* *Abdominal*, Pulsus inferior—*p.* *des Adultes*, Pulse, natural—*p.* *Agité*, Pulsus fortis—*p.* *Bas*, Pulse, low—*p.* *Capital*, Pulse, nasal—*p.* *Combiné*, Pulse, complex—*p.* *Complicqué*, Pulse, complex—*p.* *Composé*, Pulse, complex—*p.* *Concentré*, Pulse, contracted—*p.* *Défaillant*, Pulsus deficiens—*p.* *Deprimé*, Pulse, depressed—*p.* *de la Diarrhée*, Pulse, intestinal—*p.* *Dur*, Pulse, hard—*p.* *Élevé*, Pulse, ardent—*p.* *Embarrassé*, Pulsus intricatus—*p.* *de l'Estomac*, Pulse, stomachal—*p.* *Étroit*, Pulsus strictus—*p.* *de l'Expectoration*, Pulse, pectoral—*p.* *Faible*, Pulse, feeble—*p.* *du Foie*, Pulse, hepatic—*p.* *Grand*, Pulse, large—*p.* *Insensible*, Pulsus deficiens—*p.* *Intercadent*, Pulse, intermittent—*p.* *des Intestins*, Pulse, intestinal—*p.* *Langouissant*, Pulse, languid—*p.* *Lent*, Pulse, slow—*p.* *de la Matrice*, Pulsus uterinus—*p.* *Modéré*, Pulse, natural—*p.* *Mou*, Pulse, soft—*p.* *de Nez*, Pulse, nasal—*p.* *Ondoyant*, Pulse, undulating—*p.* *Ondulant*, Pulse, undulating—*p.* *Palpitant*, Pulse, tremulous—*p.* *Parfait*, Pulse, natural—*p.* *Petit*, Pulse, small—*p.* *Plein*, Pulse, full—*p.* *Précipité*, Pulse, frequent—*p.* *Profond*, Pulse, deep—*p.* *Prompt*, Pulse, sharp—*p.* *Rare*, Pulse, slow—*p.* *Rebondissant*, Pulsus dicrotus—*p.* *Redoublé*, Pulsus dicrotus—*p.* *des Règles*, Pulsus uterinus—*p.* *Roide*, Pulse, tense—*p.* *Serratile*, Pulsus serrinus—*p.* *Serré*, Pulse, contracted—*p.* *de la Sueur*, Pulsus sudoralis—*p.* *Tardif*, Pulse, slow—*p.* *Tendu*, Pulse, tense—*p.* *Tremblant*, Pulse, tremulous—*p.* *de l'Urine*, Pulsus urinalis—*p.* *Véhément*, Pulsus fortis—*p.* *Ventral*, Pulsus inferior—*p.* *Vide*, Pulsus vacuus—*p.* *Vif*, Pulse, sharp—*p.* *Vite*, Pulse, sharp.

POULTICE, see *Cataplasm*.

POUNCE, Sandarac.

POUND, *Libra*, *Litra*, λίτρα, Lat. *Pondo*, *Bage'dia* (of twelve oz.), *Barda'dia*, (F.) *Livre*, from *pondero*, 'to weigh.' A weight, consisting of twelve ounces Troy,—sixteen ounces avoirdupoise. See *Weights and Measures*.

POURPIER CULTIVÉ, Portulaca.

POURPRE BLANC, Military fever.

POURRITURE, Putrefaction—*p.* *D'Hôpital*, Hospital gangrene.

POUS, Pes.

POUSSE, Porsiness.

POUSSÉE, Lichen.

POUSSIÈRE TUBERCULEUSE (F.), 'Tuberculous Dust.' A name given by MM. Rilliet and Barthez to fine white or yellow minute points of tuberculous matter occurring in myriads, so as to be likened to dust.

POWDER, (F.) *Poudre*. See *Pulvis*.

POWDER OF ÆTHIOP'IA, GUY'S. A once celebrated anthelminthic, which consisted of *pure rasped tin*, *mercury*, and *sulphur*, triturated together.

POWDER OF ALOES, COMPOUND, Pulvis aloes compositus—*p.* Alum, compound, Pulvis sulphatis aluminæ compositus—*p.* of Aloes with canella, Pulvis aloes cum canellâ—*p.* Antimonial, Chenevix's, Antimonial powder—*p.* of Arum, compound, Pulvis de arô compositus—*p.* of Asarabacca, compound, Pulvis asari compositus—*p.* of Bladder-wrack, yellow, Pulvis quercus marinæ—*p.* Bleaching, Calcis chloridum—*p.* Camboge, Pulvis e gummi guttâ—*p.* Cardinal del Lugo's, Cinchona—*p.* of Chalk, compound, Pulvis cretæ compositus—*p.* of Chalk with opium, compound, Pulvis cretæ

compositus cum opio—p. of Cinnamon, compound, Pulvis cinnamomi compositus—p. of Contrayerva, compound, Pulvis contrayervæ compositus—p. Countess's, Cinchona—p. Countess of Kent's, Cantianus pulvis—p. Cyprus, Hibiscus abelmoschus—p. Dover's, Pulvis ipecacuanhæ compositus.

POWDER OF DUPUYRÈN (CAUSTIC;) formed of 1 part of arsenious acid and 200 parts of mild chloride of mercury. A mild and manageable caustic for causing an eschar on exposed surfaces, and in lupus, &c.

POWDER, EARL OF WARWICK'S, Pulvis cor-nachini—p. of Ethiopia, Powder of Æthiopia.

POWDER OF FAYNARD. A celebrated powder for arresting hemorrhage, said to be nothing more than the charcoal of beech wood finely pulverized.

POWDER, FEVER, SCHWANBERG'S, Antimonial powder—p. Ginger-beer, see Amomum zingiber—p. Gout, Duke of Portland's, Pulvis Ducis Portlandiæ—p. of Burnt hartshorn with opium, Pulvis cornu cervi cum opio—p. Ipecacuanha compound, Pulvis ipecacuanhæ compositus—p. of Jalap, compound, Pulvis jalapæ compositus—p. James's, factitious, Antimonial powder—p. Jesuit's, Cinchona—p. of Kino, compound, Pulvis kino compositus—p. of Lemonade, see Lemonade—p. of Magnesia, compound, Pulvis de magnesiâ compositus—p. of the Marquis, Marchionis pulvis—p. Mead's, against the bite of a Mad dog, Pulvis antilyssus—p. Myrrh, compound, Pulvis myrrhæ compositus—p. of Portland, Pulvis Ducis Portlandiæ—p. of the three Sanders, see Diatrium—p. Scammony and aloes, Pulvis scammonii cum aloë—p. Scammony compound, Pulvis scammonii compositus—p. of Senna, compound, Pulvis sennæ compositus—p. Sneezing, see Veratrum album—p. Spruce beer, see Spruce beer—p. Tennant's, Calcis chloridum—p. Tooth, Dentifricium—p. Tragacanth, compound, Pulvis tragacanthæ compositus.

POWDER, VIENNA, is composed of equal parts of quicklime and potassa cum calce. In using it, it is made into a paste—*Vienna paste*, (F.) *Caustique de Vienne*—with spirits of wine, and is applied on the diseased part, previously circumscribed by a hole cut in a sticking plaster.

To be left on from 10 to 20 minutes, according to the depth of the eschar required. Used in cases of lupous ulceration.

By fusing the potass and lime, and raising the heat so as to cause ebullition, the caustic may be run into cylinders:—when it is called *Caustique-Filtes*; from the name of the author of the process.

POWDERS, CASTILLON, so called from the name of the physician who first proposed them. They are formed of *sago*, in powder; *salep*, in powder; *tragacanth*, in powder, of each, four parts; *prepared oyster-shells*, one part, *cochineal*, half a part, divided into powders of one drachm each; one of which is given three or four times a day as a demulcent in diarrhoea and dysentery.

POWDERS, SODA, *Pulveres effervescentes*, (F.) *Poudres gazifères simples*. Sp̄z carb. ʒss, in each *blue paper*; *tartaric acid*, gr. xxv. in each *white paper*; for half a pint of water. A pleasant, cooling drink; taken during the effervescence.

Seidlitz Powders, (F.) *Poudres gazifères laxatives ou Poudres de Seidlitz*, contain one or

two drachms of tartrate of potassa and soda, added to the alkali in the blue paper.

POWER, Faculty—p. Inherent, Irritability—p. Tonic, Irritability.

POX, Syphilis, Variola—p. Chicken, Vari-cella—p. Doctor, Syphilidiater—p. French, Syphilis—p. Nodde, Syphilomania—p. Small, Variola—p. Swine, see Varicella—p. Water, see Varicella.

POZZUOLI, MINERAL WATERS OF. Pozzuoli is in the neighbourhood of Naples. The springs are, 1. *Acqua della pietra*, Temp. 91° Fah. 2. *Acqua di Cavalcanti*, Temp. 100°. *A. di subveni homini*, Temp. 102°, *A. del cantarello*, Temp. 86 to 89°; and that of the Temple of Serapis in Pozzuoli, Temp. 102 to 107°. The last contains carbonic acid, carbonates of lime, magnesia, alumina, and iron, carbonate of soda, chloride of sodium, sulphate of lime, and silica.

PRACTICE OF PHYSIC, Therapeutics. PRACTITIONER, GENERAL, Surgeon apothecary.

PRÆBIUM, Dose.

PRÆCAUTIO, Prophylaxis.

PRÆCIPITANS MAGNUM, Sepia.

PRÆCIPITATUM ALBUM, Hydrargyrum præcipitatum.

PRÆCIPITATUS RUBER, Hydrargyri nitrico-oxylum.

PRÆCISIO PRÆPUTII, Circumcision.

PRÆCOCIA, Prunus Armeniaca.

PRÆCOCITY, Præotia.

PRÆCOGNITIO, Prognosis.

PRÆCORDIA, from *præ*, 'before,' and *cor*, 'the heart.' The diaphragm; also, the thoracic viscera, and the epigastrium.

PRÆCORDIAL OR PRÆCORDIAL REGION, *Re'gio præcordi' aca seu præcordia'lis*, is the epigastric region. Also, and more properly, the region of the heart. A line drawn from the inferior margins of the third ribs across the sternum, passes over the valves of the pulmonary artery a little to the left of the mesial line, and those of the aorta are behind them, but about half an inch lower down. A vertical line, coinciding with the left margin of the sternum, has about one-third of the heart, comprising the upper portion of the right ventricle, on the right,—and two-thirds, comprising the lower portion of the right ventricle and the whole of the left, on the left. This is the præcordial region.

PRÆCORDIUM, *Fossette du cœur*—p. Pedis, Metatarsus.

PRÆCOX MATURITAS, Præotia.

PRÆCUSTODIA, Prophylaxis.

PRÆDICTIO, Prognosis.

PRÆDISPOSITIO, Predisposition.

PRÆDIVINATIO, Mantia.

PRÆDOMINIUM; from *præ*, 'before,' and *dominus*, 'a lord.' Predominance of one thing over another.

PRÆDOMINIUM AQUÆ. A predominance of watery fluid,—*Tenuitas aquosa*.

PRÆDOMINIUM SAN'GUINIS ARTERIOSI. A predominance of arterial blood, *Arteriositas sanguinis*.

PRÆDOMINIUM SAN'GUINIS VENOSI, *Venositas San'guinis*. Predominance of venous blood.

PRÆFOCATIO, Orthopnœa, Suffocation—p. Faucium, Angone—p. Matricis, Angone—p. Uterina, Angone.

PRÆFOCATION, Strangulatio uterina.

PRÆGNANS, Pregnant.

PRÆGNAS, Pregnant.
 PRÆGNATIO, Fecundation, Pregnancy.
 PRÆGNATUS, Fecundation, Pregnancy.
 PRÆGNAX, Pregnant.
 PRÆGUSTATIO, *Avant-gout*.
 PRÆHENSIO, Prehensio.
 PRÆLIN'GUA. The anterior part or tip of the tongue.
 PRÆLUM, Press, Tourniquet—p. *Arteriale*, Tourniquet.
 PRÆLUMBARIS, Prelumbar.
 PRÆNOTIO, Prognosis.
 PRÆNUNTIATIO, Prognosis.
 PRÆPARATIO, Preparation—p. *Chyli*, Chylification.
 PRÆPARATUM, Preparation.
 PRÆPOTENTIA, from *præ*, 'before,' and *potens*, 'powerful.' Great power or strength.
 PRÆPOTENTIA VIRI'LIS. Great, or too great procreative power on the part of the male.
 PRÆPOTIO, Propotismos.
 PRÆPUTIUM, Prepuce.
 PRÆSAGIUM, Mantia.
 PRÆSCIENTIA, Prognosis.
 PRÆSCITIO, Prognosis.
 PRÆSCRIPTIO, Prescription.
 PRÆSEPIOLUM, Alveolus.
 PRÆSEPIUM, Alveolus.
 PRÆSERVATIO, Prophylaxis.
 PRÆSERVATIVUM, Amuletum.
 PRÆSERVATORIA INDICA'TIO. A preservative indication: one proper for preventing the development of disease.
 PRÆSERVATORIUS, Prophylactic.
 PRÆSPINALIS, Prespinal.
 PRÆTIBIALIS, Pretibial.
 PRAIRIE PINES, Liatris.
 PRASINUM VIRIDE, Cupri subacetis.
 PRASINUS, Porrhaceus.
 PRASIN'ES, from *prasinum*, 'horehound.' Wine in which the leaves of horehound have been infused.
 PRASIUM, Marrubium.
 PRASUM, Allium Prasum.
 PRAXIS, Actio.
 PRAXIS MED'ICA. The practical exercise of the healing art.
 PRECIPITATE, RED, Hydrargyri nitricooxydum—p. White, Hydrargyrum præcipitatum.
 PRECIPITATION, *Præcipitatio*, (F.) *Précipité*, from *præcipitare*, (*præ*, 'before,' and *caput*, 'the head,') 'to throw headlong.' The action by which a body abandons a liquid in which it is dissolved; and becomes deposited at the bottom of the vessel. The matter so thrown down or precipitated, is called a *precipitate*.
 PRÆCIPITATION DE LA MATRICE, Procidentiâ uteri.
 PRÆCIPITE BLANC, Hydrargyrum præcipitatum.
 PRECORDIAL, Præcordial.
 PRECURSOR, *Præcursorius*; from *præ*, 'before,' and *curro*, *cursum*, 'I run.' That which precedes.
 PRECURSOR OF PREMON'ITORY SIGNS OF SYMPTOMS, (F.) *Signes précurseurs*, *S. avant-coureurs*, are those which indicate an approaching disease.
 PREDISPOSANT CAUSES, see Causes, predisponent.
 PREDISPOSIT'ION, *Prædisposit'io*, from

præ, 'before,' and *disponere*, 'to dispose.' (F.) *Imminence morbide*. That constitution or condition of the body, which disposes it to the action of disease under the application of an exciting cause. Thus, in hereditary diseases, the conformation is such, that but a slight exciting cause may be required to produce them. When the disease arises, solely, from the predisposition, or under the additional influence of an extremely slight exciting cause, it is, by some, termed a *disposition*.

PREDOR'SAL, *Predorsalis*, from *præ*, 'before,' and *dorsum*, 'the back.'

PREDORSAL REGION of the vertebral column is the anterior surface of the dorsal region.

PRÉ-DORSO-ATLOÏDIEN, Longus colli.
 PRÉ-DORSO-CERVICAL, Longus colli.

PREGNANCY, *Utero-gestatio*, *Prægnatio*, *Prægnatus*, *Imprægnatio*, from *præ*, 'before,' and *genere*, 'to beget.' *Hystero-cye'sis*, *Graviditas*, *G. uteri'na*, *En'cyonon*, *Cye'sis*, *En'cye'sis*, *En'cymo'sia*, *Cyopho'ria*, *Gestatio*, *Fætatio*; (F.) *Grossesse*. The state of a female who has within her a fecundated germ, which gradually becomes developed in or out of the uterus. When placed in the cavity of the uterus,—by virtue of the vital principle which animates it, it becomes attached to the inner surface of that viscus, and obtains from it indirectly the nutriment necessary for its gradual development, during the space of ten lunar months or two hundred and eighty days,—the ordinary term of gestation, although the period may be protracted to 300 days or upwards,—at the expiration of which parturition occurs. Pregnancy is commonly limited to a single fœtus: at times, the uterus contains two or three.—See Reproduction. Occasionally, one or two moles—the degenerated products of conception—alone occupy the uterus:—at other times, a fœtus likewise exists. In certain cases, and owing to accidental circumstances, the fecundated ovum remains in the ovarium, or is arrested in the Fallopian tube. Pregnancy has, accordingly, been distinguished into, 1. *Natural* or *uterine*, when the fœtus is carried in the cavity of the womb: and 2. *Preternatural* or *extra-uterine*, *Exfætatio*, *Concep'tio vitio'sa*, *Paracye'sis* seu *Eccye'sis*, *Echthystero-cye'sis*, *Echthystero-cye'sis*, *Dysto'cia*, *Dysocye'sis* seu *Graviditas extra-uteri'na*, (F.) *Grossesse contre-nature*,—when it occurs in the ovarium, tube, or cavity of the abdomen.

During pregnancy, the female experiences remarkable changes in the condition of her organs and functions. The genital apparatus is, of course, most affected. The uterus changes its shape, situation, size, and texture. The usual signs of pregnancy are,—suppression of the catamenia; the abdomen gradually enlarging and forming a hard tumour; the umbilicus prominent in the latter months; the breasts increasing in size; the areola round the nipple becoming darker and the follicles more developed; kyestein in the urine from an early period; a bluish tint of the vagina after the fourth week; about the fifth month, the evidence by *ballottement*, and the placental *souffle* and sound of the foetal heart heard on auscultation; the motion of the fœtus perceptible, and the neck of the uterus diminishing in length at the advanced periods.

PREGNANCY, ABDOM'INAL, *Eccye'sis abdomi-*

na'lis, Cæliocye'sis, Gravid'itas abdominal'is, (F.) *Grossesse abdominale*. That in which the ovum has escaped into the cavity of the abdomen.

PREGNANCY, AFCE'TAL, *Pregnancy without a fœtus*, (F.) *Grossesse afœtale, G. sans fœtus*. Pregnancy produced by a false or degenerate conception, or any other affection, which has given place to unusual development of the uterus. Madame Boivin includes in this class, *sarco-hysterie, hydro-hysterie, gazo-hysterie, and hæmato-hysterie pregnancies*.

PREGNANCY, BIGEM'INAL, (F.) *Grossesse bigéminal, Double pregnancy*. Pregnancy in which there are twins in utero.—Madame Boivin.

PREGNANCY, COMPLEX, (F.) *Grossesse complexe, G. inter-œtra-utérine*, is when the womb, besides a fœtus, contains much water, hydatids, a mole, &c.

PREGNANCY, COMPOUND, *Polybreph'ia, Poly-cye'sia, Polycye'sis*, (F.) *Grossesse composée*, is when there are two or three fœtuses in the cavity of the uterus.

PREGNANCY, DOUBLE, Pregnancy, bigeminal.—P. Extra-uterine, see Pregnancy.

PREGNANCY, FALSE, *Gravid'itas spur'ia*, (F.) *Grossesse fausse ou apparente, Pseudocye'sis*. Authors have called thus different affections of a more or less serious character, which resemble pregnancy; so as, at times, to impose upon the best informed practitioners. These diseases may be seated in the uterus or its dependencies, in the intestines or some other part of the abdomen. They may be;—a mole, hydatids, water, blood, or polypus distending the parietes of the uterus;—chronic enlargement of the uterus; development of tumours, &c., in its substance;—scirrhus; dropsy of the ovaria; ascites; tympanites, &c.

PREGNANCY, FETAL, (F.) *Grossesse fœtale*. Pregnancy in which there is a fœtus, or more than one, in the uterus or out of it. Madame Boivin puts in this class—the *solitary, bigeminal, trigeminal*, and *sarco-fatal* pregnancies, which form the first order; and the *tubal, ovarial*, and *abdominal*, which constitute the second.

PREGNANCY, GAZO-HYSTER'IC, (F.) *Grossesse Gazo-hystérique*. Afœtal pregnancy; caused by development of air or gas in the cavity of the womb.—Madame Boivin.

PREGNANCY, HÆMATO-HYSTER'IC, (F.) *Grossesse hæmato-hystérique*. Afœtal pregnancy, caused by accumulation of blood in the uterus.—Madame Boivin.

PREGNANCY, HYDRO-HYSTER'IC, (F.) *Grossesse hydro-hystérique*. Afœtal pregnancy, occasioned by the secretion and accumulation of serous fluid in the uterus.

PREGNANCY, INTERSTIT'IAL, *Gravid'itas in uteri substan'tiâ, Gravid'itas interstitial'is*. The development of the embryo in the proper substance of the uterus. The case generally terminates fatally at an early period of gestation; the thin external paries of the uterus being ruptured, and the ovum passing into the abdominal cavity.

PREGNANCY, MORBID, *Paracye'sis, Dysto'cia, Dyscye'sis*. The progress of pregnancy disturbed or endangered by the supervention of general or local disorder.—Good.

PREGNANCY, OVA'RIAN, (F.) *Grossesse ovari-*

enne ou de l'ovaire, Ecccye'sis ova'ria, Oâriocye'sis, Oâcye'sis, Gravid'itas extra-uter'ina in ova'rio. Pregnancy in which the fœtus is developed in the interior of the ovary.

PREGNANCY, PRETEND'ED. The criminal act of a female, who, not having been delivered, presents an infant as having been born of her. (F.) *Supposition de part*. (This term, in French, likewise includes the case of a female, who, having been delivered of a dead child, substitutes for it a living child which is not hers.)

PREGNANCY, SARCO-FETAL, (F.) *Grossesse sarco-fœtale*. Pregnancy in which there are one or more fœtuses, and one or more moles.—Madame Boivin.

PREGNANCY, SARCO-HYSTER'IC, (F.) *Grossesse Sarco-hystérique*. Afœtal pregnancy formed by moles, hydatids, or a false conception.—Madame Boivin.

PREGNANCY, SOL'ITARY, (F.) *Grossesse solitaire ou simple*. Pregnancy in which there is a single fœtus.—Madame Boivin.

PREGNANCY, TRIGEM'INAL, (F.) *Grossesse trigéminal, ou triple*. Pregnancy in which there are three fœtuses in the cavity of the uterus.—Madame Boivin.

PREGNANCY, TUBAL, (F.) *Grossesse tubaire, Ecccye'sis tuba'lis*. Pregnancy where the fœtus remains and is developed in the Fallopian tube.

PREGNANCY, UTERINE, see Pregnancy.

PREGNANCY, UTERO-ABDOM'INAL, (F.) *Grossesse utéro-abdominale*. Pregnancy consisting of two fœtuses; one in the uterus—the other in the abdominal cavity.—Madame Boivin.

PREGNANCY, UTERO-OVA'RIAL, (F.) *Grossesse utéro-ovarienne*. Pregnancy with two fœtuses, one in the womb, the other in the ovary.

PREGNANCY, UTERO-TUBAL, (F.) *Grossesse utéro-tubaire*. Pregnancy in which there is at the same time a fœtus in the womb and another in the Fallopian tube.

PREGNANT, *Pregnans, Prægnas, Prægnax, Encar'pos, Grav'ida, Plena mul'ier*, (F.) *Enceinte*. One in a state of pregnancy;—one with child.

PREHENSIO, Catalepsy, Epilepsy.

PREHEN'SION, *Præhen'sio*, from *præhendere*, 'to lay hold of.'

PREHENSION OF FOOD is the act of carrying it to the mouth, and introducing it into that cavity. It is, also, called *Assump'tio, Proslép'sis, Prosl-phora*.

PRÊLE, *Hippuris vulgaris*.

PRÊLOMBAIRE, Prelumbar.

PRÊLOMBO-PUBIEN, *Psoas parvus*—*p. Trochantin, Psoas magnus*.

PRELUM, Press—*p. Arteriale, Tourniquet*.

PRELUM'BAR, *Prælumbaris*, (F.) *Prêlombaire*, from *præ*, 'before,' and *lumbi*, 'the loins.' That which is placed before the loins. The prelumbar surface of the spinal column is the anterior surface of the lumbar portion.

PREMONITORY, see Precursory.

PRENAN'THES, *Gall of the Earth, Dewitt Snakeroot, Lion's Foot*. There are many species of this indigenous plant, whose root and milky juice are very bitter. They are used in popular practice in dysentery, and in the form of cataplasm to bites of serpents.

PRÉPARA'TION, *Præparatio*, from *præ*, 'before,' and *parare, paratum*, 'to get ready.'

The act of making ready any substance whatever that has to be employed for any purpose.

Also, the product of any pharmaceutical operation;—*Præparatum*.

Any part of the human body, preserved for the uses of the anatomist, is so called.

PREPUCE, *Præputium*, perhaps from *περσ*, and *πυση*, 'the foreskin.' *Epagogium*, *Posthæ*, *Pella*, *Pos'thium*, *Putium*, *Foreskin*. The prolongation of the integuments of the penis, which covers the glans. The prepuce is composed of two membranous layers: one external or cutaneous; the other internal or mucous, separated by cellular membrane. The mucous membrane lines the inner surface of the cutaneous layer till beyond the glans, when it is reflected over the latter; forming, behind the corona, a small *cul-de-sac* above the corpora cavernosa, which is interrupted by a triangular duplicature of the mucous membrane, called the *frænum*, fixed in the furrow at the inferior part of the glans, and terminating at a little distance from the orifice of the urethra. The clitoris is covered by a semilunar fold formed by a continuation of the skin of the labia. It is called *Præputium clitor'idis*.

PRESBYODOCHIUM, Gerocomium.

PRESBYON'OSI; from *πρεσβυς*, 'old,' and *νοσος*, 'disease.' Diseases of old age.

PRESBYOPTIA, Presbytia.

PRESBYSPHACELUS, Gangrene of old people.

PRESBY'TIA, *Presbyopia*, *Amblyopia proximo'rurum*, *Visus senilis*, (F.) *Vue languie*; from *πρεσβυς*, 'an old person.' A very high degree is termed *Hyperpresby'tia*. A condition of vision, common in old persons, which consists in the circumstance of near objects being confusedly seen, whilst those at a greater distance are clearly distinguished. It is supposed to depend generally on diminution of the convexity of the cornea; whence results an alteration in the convergency of the rays, so that they form a focus behind the retina. This defect is remedied by the use of convex glasses, which augment the convergence of the luminous rays. It is, also, called *Long-sightedness*, *Parop'sis longin'qua*, *Dyso'pia proximo'rurum*.

PRESCRIPTION, *Præscriptio*, *Anagraphê*, from *πρæ*, 'before,' and *scribere*, 'to write.' *Formula med'ica*, *Præscriptio med'ica*, *Receptum*, (F.) *Formule*, *Ordonnance*. The formula which the physician writes for the composition of medicine adapted to any case of disease. A prescription should be as simple as possible, and should bear upon its face the evidence of the objects to be fulfilled by it. No article should form part of it, unless adapted for serving some useful purpose. A compound prescription has been divided into four parts:—the *basis* or principal ingredient of the prescription; the *adjuvans*, or that which is designed to promote the action of the former; the *corrigens*, or that intended to correct its operation or obviate any unpleasant symptom which it may be apt to produce; and the *constit'uens*, *excip'ient*, or substance which gives to the other ingredients consistence or form. All these are seen in the following formula for cathartic pills:—

Aloes,	ʒi.	<i>Basis</i> .
Hyd. Chlorid. mit.	gr. x.	<i>Adjuvans</i> .
Olei Carui,	gtt. v.	<i>Corrigens</i> .
Syrup,	q. s.	<i>Constituens</i> .

It is obvious, however, that most prescriptions are more simple than this. The basis, for example, may require neither adjuvant, corrigent, nor constituent.

Dr. Paris has given the following synopsis of the principles of medicinal combination, *Immatotaxiolog'ia*, *Imatosyntaxiolog'ia*, which may serve as an instructive guide to the prescriber:—

OBJECT I.

TO PROMOTE THE ACTION OF THE BASIS.

A. By combining the several different forms or preparations of the *same substance*. *B.* By combining the basis with substances which are of the same nature; i. e. which are individually capable of producing the same effects, with less energy than when in combination with each other. *C.* By combining the basis with substances of a *different nature*, and which do not exert any chemical influence upon it, but are found by experience, or inferred by analogy, to be capable of rendering the stomach or system more susceptible of its action.

OBJECT II.

TO CORRECT THE OPERATION OF THE BASIS BY OBVIATING ANY UNPLEASANT EFFECTS IT MIGHT BE LIKELY TO OCCASION, AND WHICH WOULD PERVERT ITS INTENDED ACTION, AND DEFEAT THE OBJECT OF ITS EXHIBITION.

A. By *chymically* neutralizing or *mechanically* separating the offending ingredient. *B.* By adding some substance calculated to guard the stomach or system against its deleterious effects.

OBJECT III.

TO OBTAIN THE JOINT OPERATION OF TWO OR MORE MEDICINES.

A. By uniting those medicines which are calculated to produce the *same ultimate* results, but by modes of operation totally different. *B.* By combining medicines which have entirely different powers; and which are required to obviate different symptoms, or to answer different indications.

OBJECT IV.

TO OBTAIN A NEW AND ACTIVE REMEDY, NOT AFFORDED BY ANY SINGLE SUBSTANCE.

A. By combining medicines which excite different actions in the stomach and system, in consequence of which *new* or *modified results* are produced. *B.* By combining substances which have the property of acting *chymically* upon each other; the results of which are:—*a.* The formation of new compounds; *b.* The decomposition of the original ingredients, and the development of the more active elements. *C.* By combining substances, between which no other change is induced than a diminution or increase in the *solubility* of the principles in which their medicinal virtues reside. *a.* By the intervention of substances that act *chymically*. *b.* By the addition of ingredients whose operation is entirely *mechanical*.

OBJECT V.

TO AFFORD AN ELIGIBLE FORM.

a. By which the *efficacy* of the remedy is enhanced. *b.* By which its *aspect* or *flavour* is rendered more agreeable, or its mode of administration more convenient. *c.* By which it is *preserved* from the spontaneous decomposition to which it is liable.

[The vocabulary in the author's "Medical Student," Philad. 1844, will aid the student, not only in translating, but in writing his prescriptions *more solito*.]

PRESENTATION, from (Lat.) *præsens*, (*præ*, 'before,' and *ens*, 'being.')

The part of a fœtus which is felt *presenting*, on examination *per vaginam*. When the head presents, and especially the vertex, or the feet, knees, or breech, the presentation is said to be *natural*: when any other part, *preternatural*; and the labour is styled *perverse* or *preternatural*, *Parodynia perversa*, *Dystocia perversa*, *Cross-birth*, (F.) *Accouchement contre nature*. When any part besides the head, feet, knees, or breech presents, the operation of *turning* becomes necessary. See Parturition.

PRESIS, Swelling.

PRÉSLE, *Hippuris vulgaris*.

PRESMA, Swelling.

PRESPINAL, *Præspinalis*; from *præ*, 'before,' and *spina*, 'the spine.' That which is situate before the spine. The prespinal surface of the vertebral column is the anterior surface.

PRESS, *Prægium*, *Prælium*, *Pressorium*, *Piëster*, *Piësterion*, (F.) *Pressoir*, *Presse*. An instrument for subjecting matters to considerable pressure, for the purpose of separating their juices or oils.

PRESS OF HEROPHILUS, Torcular Herophilii.

PRESSE-ARTÈRE. An instrument invented by Deschamps for the immediate compression of arteries. It is composed of a plate six or seven lines long, and three broad, and of a rod or stem two inches long, placed perpendicularly above the plate and riveted. At each extremity of the plate is a hole, through which each of the ends of the ligature, to be placed upon the artery, is passed. The ligature is then to be tightened by drawing the ends, and fixing them to the perpendicular rod. This *presse-artère* or *serre-artère*, surrounded with charpie, remains in the wound, until there is no longer danger of hemorrhage. The ligature is then cut, and the instrument withdrawn. It is an unnecessary instrument.

PRESSE-URÈTHRE, *Jugum Penis*. A kind of forceps of elastic iron; the branches of which, padded, may be approximated or separated by means of a screw. The penis is introduced between the branches, one of them being applied to the urethra, and the screw is tightened so as to exercise a degree of pressure sufficient to bring the parietes of the canal in contact. This instrument is sometimes used in incontinence of urine, to prevent the constant discharge of that fluid.

PRESSIO, Pressure.

PRESSIO ABDOMINALE, Pressure, abdominal.

PRESSOIR, Press—*p. d'Hérophile*, Torcular Herophilii.

PRESSORIUM, Press.

PRESSURE, *Pres'sio*, from *premo*, *pressum*, 'I press.' The action of pressing.

PRESSURE, ABDOMINAL, (F.) *Pressio abdominalis*. A mode of examination by means of which the sensibility, size, suppleness, or hardness of any morbid abdominal viscus may be compared, in these respects, with its healthy condition. Bichat proposed, with the view of exploring the state of the thoracic organs, to exert a pressure from below upwards on the

abdominal organs, so as to crowd them upon the diaphragm, and thus to diminish the dimensions of the cavity of the chest, noticing to what extent respiration was affected by this action. No great information can of course be derived from it.

PRETENDED DISEASES, Feigned diseases.

PRETIBIAL, *Prætibialis*; from *præ*, 'before,' and *tibia*, 'the tibia.' That which is situate before the tibia; as the *ilio-pretibial* and *ischio-pretibial* muscles.

PREVENTIVE, ROYAL; from *prævenire*, (*præ*, and *venire*,) 'to come before.' An empirical preparation used as a prophylactic against the venereal virus. It is a mixture of *acetate of lead*,—the *Liquor Plumbi Subacetatis dilutus*.

PREVERTEBRAL APONEUROSIS. The aponeurosis which covers the muscles of the prevertebral region.

PREVERTEBRAL ARTERY. A ramus of the meningeal branch, and sometimes even of the trunk, of the pharyngeal artery, which is distributed to the prevertebral region.

PREVERTEBRAL MUSCLES, see Cervical region, anterior—*p.* Region, Cervical region, anterior.

PRIAPEIA, *Nicotiana rustica*.

PRIAPIS/COS. Same etymon as the next. Name of a piece of wood which forms part of the *scammum Hippocraticum*. Paulus of Ægina calls this a tent of linen shaped like the penis.

PRIAPISMUS, *Tenti'go*, *T. Penis*, *Priapism*, *Horn-colic* (vulg.), *Entasia Priapismus*, *Rhopalismus*, *Satyri'asis*, *Sty'ma*, *Sty'sis*, from $\Pi\rho\iota\pi\omega\varsigma$, Priapus, 'the male organ.' Constant and distressing erection, without any voluptuous idea or desire for venery. It is often symptomatic; and sometimes the immediate result of morbid causes,—of the action of cantharides, for example. The application of cold liquids to the penis, and the internal use of opium and camphor are the means usually had recourse to for its removal.

PRIAPITIS, Phallitis.

PRIAPUS, Penis—*p.* Cervi, see Cervus—*p.* Ceti, Leviathan penis.

PRICKING, Sax. *priccian*, (D.) *pricken*, (F.) *Picotent*. A variety of pain, compared to that which pointed bodies would occasion.

PRIDE OF CHINA, *Melia azedarach*—*p.* of India, *Melia azedarach*—*p.* Tree, *Melia azedarach*.

PRIEST'S PINTLE, *Arum maculatum*.

PRIMA CELLA COLI, Cæcum.

PRIME VÆ. The first passages. The stomach and intestinal canal:—the lacteals being the *secundæ viæ*, or second passages. See Ways, digestive.

PRIMEVÈRE, *Primula veris*.

PRIMIPARA, *Primiparturiens*, from *primus*, 'first,' and *parere*, 'to bring forth.' A name given to a female who brings forth for the first time.

PRIMIPARTURIENS, Primipara.

PRIMI-STERNAL, *Primi-sternalis*, from *primus*, 'the first,' and *sternum*, 'the sternum.' M. Bèclard has called *os primi-sternal* or *clavisternal*, the bony portion of the sternum.

PRIMITVÆ. The first waters, or the waters discharged before the extrusion of the fœtus.

PRIMORDIUM, Arche.

PRIMROSE, EVENING, *Oenothera biennis*—*p.* Tree, *Oenothera biennis*.

PRIMULA VERIS, from *prim'ulus*, 'the beginning;' so called, because it flowers in the beginning of the spring; *Verbas'culum*, *Paral'ysis*, *Herba paralys'eos* seu *paralyt'ica*; the *Cow-slip*, *Paigil*, or *Peagle*, (F.) *Primevère*. Family, Primulacæ. *Sex. Syst.* Pentandria Monogynia. The flowers have been considered to be mildly tonic, antispasmodic, and anodyne.

PRIMULA VULGARIS. The leaves and roots of this plant have been used as sternutatories.

PRINCEPS, Rectum.

PRINCEPS CERVICIS (*Arteria*), *Cervical Artery*. A branch of the occipital artery, which descends between the splenius and complexus muscles, and may be followed down to the lower part of the neck.

PRINCEPS POLICIS (*Arteria*), *Arteria magna pollicis*. When the two collateral arteries of the thumb take origin from a common trunk—the trunk is the *Princeps pollicis*.

PRINCIPE CRYSTALLIZABLE DE DÉROSENE, Narcotine.

PRINCIPES IMMÉDIATS, Principles, immediate.

PRINCIPIUM, Arche, Element—p. Acidificans, Oxygen—p. Adstringens, Tannin—p. Byrsodepsicum, Tannin—p. Coriaceum, Tannin—p. Hydrogeneticum, Hydrogen—p. Hydroticum, Hydrogen—p. Oxygenans, Oxygen—p. Salivale, see Saliva—p. Scytodepsicum, Tannin—p. Urinosum, Urea.

PRINCIPLE, COLOURING, OF THE BLOOD. A name, given to the immediate principle in animals, to which the blood owes its red colour. It is solid, inodorous, and insipid. When recently separated from blood, it has a purple-red colour. When distilled, it furnishes, amongst other products, a purple oil. It is insoluble in water; but, if diluted with that liquid, acquires a vinous red hue. It communicates a red colour to the albumen of the blood, and affords, on analysis, iron, to which the colour has been ascribed. See Hæmaphæin, and Hæmatin.

PRINCIPLE, VITAL, see Vital principle.

PRINCIPLES, IMMEDIATE, (F.) *Principes immédiats*, *Matériaux immédiats*. A name given to a considerable number of substances, composed of at least three elements, and which are obtained from animals and vegetables without alteration, by simple processes, and, in some measure, immediately.

PRINCIPLES, IMMEDIATE, OF ANIMALS, *Proximate principles*, *Organic Elements*, *Compounds of Organization*. These are divided into acid principles, fatty principles, and principles which are neither fat nor acid. The first include the *uric*, *rosacic*, *purpuric*, *allantoic*, *caseic*, *butyric*, &c. The fatty principles are—*stearin*, *elain*, *cholesterin*, &c.; and the last division includes the most important compounds of organization:—*fibrin*, *gelatin*, *albumen*, *urea*, *picromel*, *osmazome*, &c.

PRINCIPLES, PROXIMATE, P. immediate.

PRINOS, *P. verticilla'tus*, *Alcan'na major latifolia dentata*, *Aquifo'lium foliis decid'uis*, *Prinos Grono'vii*, *Prinos padifolius*, *Black Alder*, *Virginia Winter Berry*, *Whorled winter berry*, *Fever bush*, (F.) *Apalachine à feuilles de Prunier*. *Nat. Ord.* Rhamni. *Sex. Syst.* Hexandria Monogynia. The bark of this common shrub of the United States is astringent, bitter and pungent. The berries are, likewise,

bitter. The bark has been used as a substitute for the cinchona, in intermittents, and as a tonic.

PRINOS GRONOVII, *Prinos*—p. *Padifolius*, *Prinos*.

PRION, Saw.

PRION'DES, from *πριων*, 'a saw,' and *σιδος*, 'shape.' *Serra'ted*. Applied to the sutures of the head.

PRIOR ANNULA'RIS, *Interos'seus quartus* of Winslow. An internal interosseous muscle, which arises from the outside of the metacarpal bone of the ring finger, and is inserted into the outside of the tendon on the back of the ring finger. Its use is to draw the ring finger outwards.

PRIOR IN'DICIS, *Extens'or ter'tii interno'dii in'dicis*; (F.) *Sous-métacarpo-latéri-phalangien*. It arises from the outer or radial side of the metacarpal bone of the fore finger, and is inserted into the outside of the tendon on the back of the fore finger. *Action*:—to draw the finger outwards, towards the thumb.

PRIOR INDICIS PEDIS, *Abductor In'dicis pedis*. An external, interosseous muscle of the foot, which arises from the contiguous sides of the metatarsal bones of the great and fore toes, and is inserted into the inside of the root of the first bone of the fore toe. *Action*:—to pull the fore toe inwards.

PRIOR MEDII, *Prior medii digiti*.

PRIOR ME'DII DIG'ITI, *Prior Medii*, *Secund' interos'seus* of Douglas. An external, interosseous muscle of the hand, which arises from the corresponding sides of the metacarpal bones of the fore and middle fingers, and is inserted into the outside of the tendon on the back of the middle finger. *Action*:—to draw the middle finger outwards.

PRIOR MEDII DIGITI PEDIS, *Abductor medii digiti pedis*. An internal, interosseous muscle of the foot, which arises from the inside of the metatarsal bone of the middle toe, and is inserted into the inside of the root of the first bone of the middle toe. *Use*:—to pull the middle toe inwards, or towards the inner side of the foot.

PRIOR MIN'IMI DIGITI, *Abductor min'imi dig'iti*. An internal interosseous muscle of the foot; which originates from the inside of the metatarsal bone of the little toe; and is inserted into the inside of the root of the first bone of the little toe. *Action*:—to pull the little toe inwards.

PRIOR TERTII DIGITI PEDIS, *Abductor tertii dig'iti pedis*. An internal interosseous muscle of the foot, which arises from the inner and under part of the metatarsal bone of the third of the small toes, and is inserted into the inside of the root of the first bone of the third of the small toes. *Action*:—to pull the third of the small toes inwards.

PRISIS, Brygmus, Trepanning.

PRISMA, Scobs.

PRISMUS, Brygmus, Trepanning.

PRIVATE PARTS, Genital organs.

PRIVET, *Ligustrum vulgare*.

PRIVITIES, Genital organs.

PRIVY, *Ligustrum vulgare*—p. Members, Genital organs—p. Parts, Genital organs.

PRO, *pro*, 'before.' A common prefix to words, as in *Procatartie*, *Prostate*, &c.

PROAGOREUSIS, Prognosis.

PROBANG, *Detrusorium ex bale'na*. A long slender rod of whalebone, with a piece of sponge at its extremity, intended to push down extraneous bodies, arrested in the œsophagus, into the stomach. A similar instrument is called by J. L. Petit, *Repoussoir d'arêtes*.

PROBARBIUM, Geneias.

PROBASCANIUM, Amuletum.

PROBASCANTIUM, Amuletum.

PROBE, Specillum—p. Eyed, see Specillum.

PROBING, see Melosis.

PROBOLE, Processus.

PROCARDIUM, Scrobiculus cordis.

PROCÈDE, Process.

PROCEDURE, *Procédé*.

PROCEPHALÏ, Capitones.

PRO CERUS NASI, Pyramidalis nasi.

PROCES CILIAIRES, Ciliary processes.

PROCESS, Apophysis, Processus.

Proc'ess, (F.) *Procédé*, *Ratio*, from *procedere*, to march forwards. Procedure,—method of performing any operation, chemical, pharmaceutical, or surgical.

PROCESS, CUNEIFORM, Basillary process—p. Modelling, see Modelling Process—p. of Rau, see Malleus—p. Vertical superior longitudinal, Falx cerebri.

PROCESSUS. A process; same etymon; *Projectura*, *Prob'ole*. An apophysis or eminence of a bone; see Apophysis. Also, any part which seems prolonged beyond others with which it is in connexion; as the *Ciliary processes*.

PROCESSUS ANCRONEUS, Olecranon—p. Annularis, Pons Varolii—p. Belenoides, see Belenoid—p. Caudatus, Lobulus caudatus—p. à Cerebello ad medullam oblongatam, Corpora restiformia—p. Cerebelli ad pontem, Peduncles of the cerebellum—p. Cerebelli ad testes, Peduncles of the cerebellum—p. Cerebri lateralis, Cornu ammonis—p. Ciliares, Ciliary processes—p. Cochleariformis, see Tympanum—p. Cuneiformis ossis occipitis, Basillary process—p. Enteroides cerebri, Convolutions (cerebral)—p. Falciformis cerebelli, Falx cerebelli—p. Falciformis duræ matris, Falx cerebri—p. Gracilis of Rau, see Malleus—p. Laterales uteri, Tubæ Fallopiæ—p. Mamillares, Papillæ of the kidney, Olfactory nerves—p. Mamillares cerebri, Mamillary tubercles—p. Olivaris, Olivary Process—p. Orbicularis cerebri, Infundibulum of the brain—p. Papillares, Olfactory nerves—p. Papillarum, Olfactory nerves—p. Rachidianns, Medulla spinalis—p. Sterni xiphoidens, Xiphoid—p. ad Testes, see Valvula Viësseni—p. Transversus duræ matris, Tentorium—p. Uvifer, Uvula—p. Ventriculi, Duodenum—p. Xiphoides, Xiphoid cartilage—p. Xipho-sternalis, Xiphoid cartilage—p. Zygomaticus, Zygomatic process.

PROCHEILA, Antelabia.

PROCHEILLIDION, Procheillon.

PROCHEILLON, *Procheillid'ion*, *Prola'bium*, *Antila'bium*. The extreme projecting part or margin of the lips.

PROCHEUMA, Parenchyma.

PROCIDENCE DE L'OEIL, Exophthalmia.

PROCIDENTIA, Prolapsus—p. Ani, Proctocele—p. Intestini recti, Proctocele—p. Iridis, Staphyloma of the Iris—p. Oculi, Exophthalmia—p. Sedis, Proctocele—p. Uteri, Prolapsus uteri.

PROCNEME, Tibia.

PROCNEMIUM, Tibia.

PROCELIUS, *Procel'us*, from *προ*, 'before,' and *κελ'ια*, 'belly.' One who has a large pendulous abdomen.

PROCELUS, Procelius.

PROCONDYLUS, *προκονδυλος*, from *προ*, 'before,' and *κονδυλος*, 'a knot.' The first joint of the fingers; the second being called *κονδυλος*; and the third *μετακονδυλος*.

PROCREATIO, Generation—p. Sanguinis, Hæmatisis.

PROCTAGRA, from *περωτος*, 'anus,' and *αγγεα*, 'seizure.' Gout in the rectum. Proctalgia.

PROCTAL'GIA, *Proct'ica simplex*, *Proct'agra*, *Dolor ani*, *Proctodyn'ia*, from *περωτος*, 'the anus,' and *αλγος*, 'pain.' Pain in the anus. Generally symptomatic of disease, as of hemorrhoids, scirrhus, &c.

PROCTALGIA, Clunesia—p. Hæmorrhoidalis, Hæmorrhoids—p. Inflammatoria, Rectitis—p. Intertriginosa, Chafing—p. Rheumatica, Proctorrhœma.

PROCTATRE'SIA, *Imperfora'tio ani*, from *περωτος*, 'the anus,' and *ατεγρησια*, 'imperforation.' Imperforate state of the anus.

PROCTICA. Pain or derangement about the anus, without primary inflammation. A genus in the class *Caliciaca*, order *Enterica*, of Good.

PROCTICA EXANIA, Proctocele—p. Marisca, Hæmorrhoids—p. Simplex, Proctalgia—p. Tenesmus, Tenesmus.

PROCTITIS, Proctitis.

PROCTITIS, *Proct'itis*, *Archi'tis*, *Clun'esia*, *Cysson'is*, from *περωτος*, 'the anus.' Inflammation of the anus and rectum. Rectitis.

PROCTITIS GANGRÆNOSA, Proctocæce.

PROCTOC'ACË, *Proct'itis gangræno'sa*, from *περωτος*, 'the anus,' and *κακος*, 'evil.' A disease of the rectum, so called by Fuchs, which, according to him, is common in Peru, in the neighbourhood of Quito and Lima, on the Honduras and Mosquito coasts, in Brazil, and on the Gold coast, &c. It is called by the Portuguese, *Bicho*, and *Bicho di Culo*; by the people of Quito, *Mal del Valle*; from its prevalence in the valleys; and in Africa, *Bittos de Kis*. It is an adynamic, inflammatory condition, frequently ending in gangrene. It has been attributed to bad food, and the use of spices.

PROCTOCELE, from *περωτος*, 'the anus,' and *κηλη*, 'hernia.' *Prolap'sus Ani*, *Proctoptoma*, *Proctopto'sis*, *Procto'sis*, *Hædrocele*, *Archeoptoma*, *Archeopto'ma*, *Archopto'ma*, *Archoce'lè*, *Archopt'is*, *Eva'n'ia*, *Hæmorrh'ois proce'dens*, *Hæmorrh'ois ab eva'niâ*, *Prociden'tia Ani*, *P. intesti'ni recti*, *P. sedis*, *Ecto'pia Ani*, *Sedes proci'dua*, *Falling down of the Fundament*, *Coming down of the Body*, (F.) *Chute du rectum*, *C. du Fondement*, *Renversement du rectum*. Inversion and prolapse of the mucous coat of the rectum, from relaxation of the sphincter with more or less swelling. In the treatment, the application of cold water and astringent lotions must be recommended; and if other means fail, one of the radii of skin, which converge at the anus, may be snipped off. On cicatrizing, the verge of the anus will be contracted, and the cure probably complete. In the way of palliation, the parts may be retained by an appropriate bandage.

PROCTOCYSTOTOMIA, see Lithotomy.
 PROCTODYNIA, Proctalgia.
 PROCTONCUS, from *πρωκτος*, 'anus,' and *ογκος*, 'swelling.' Swelling of the anus.
 PROCTOPTOMA, Proctocele.
 PROCTOPTOSIS, Proctocele.
 PROCTORRHÆGIA, Hæmorrhoidal flux.
 PROCTORRHÆGMA, from *πρωκτος*, 'anus,' and *ρευμα*, 'defluxion.' Rheumatism of the anus.
 PROCTORRHÆA, from *πρωκτος*, 'the anus,' and *ρευω*, 'I flow.' A discharge of blood or slime from the anus. See Hæmorrhoids.
 PROCTOS, Anus.
 PROCTOSIS, Proctocele.
 PROCTOSPASMUS, Tenesmus.
 PROCTOSTENOSIS ORGANICA, Stricture of the rectum.
 PROCTOTOREUSIS, from *πρωκτος*, 'anus,' and *τορευω*, 'to perforate.' Perforation of a closed anus.
 PROCTUS, Anus.
 PROCURATIO ABORTÛS. The promotion of abortion.
 PRODROMUS, from *προ*, 'before,' and *δρομος*, 'course.' The period immediately preceding an attack of disease; in which the *pre-ursary signs* occur.
 PRODUCT, from *produco*, 'I produce.' (F.) *Produit*. The result sought to be attained by any pharmaceutical operation.
 PRODUCTIO, Prolapsus—p. Uvulæ à pituita, Staphylædema.
 PRODUCTIO, *Productio*; same etymon. This word is used, especially by the French, synonymously with *prolongation*. The mesentery is, in this sense, a production of the peritoneum.
 PRODUCTION ACCIDENTELLE. An accidental or adventitious structure.
 PRODUCTIVITAS, Fecundity.
 PRODUIT, Product.
 PROEGUMENÆ CAUSÆ, Causes, predisponent.
 PRÆLIUM, Press, Tourniquet.
 PRÆMINENT, *Præminens*, from *pro*, 'forwards,' and *eminere*, 'to project.' Some anatomists call the 7th cervical vertebra the *prominent vertebra*, on account of the length of its spinous process, which passes the level of the neighbouring vertebra.
 PRÆOTIA, *Præotes*, *πρωιότης*, or *πρωιότης*, from *πρωι*, 'early.' 'Precocity.' *Præcox maturitas*, *Præcox maturity*. Premature development of sexual organization or power.—Good.
 PROFLUVII CORTEX, Nerium antidysentericum.
 PROFLUVIUM, *Discharge*, *Fluxus*, *Polyrrhæa*, *Flux*; from *profluo*, 'I run down.' A term under which some nosologists have comprised all morbid discharges or fluxes:—others, increased excretions attended by fever.
 PROFLUVIUM ALVI, Diarrhæa—p. Genitæ muliebri, Menses—p. Mucosum urethræ, Gonorrhæa—p. Muliebri, Leucorrhæa, Menses—p. Sanguinis, Hæmorrhagia—p. Sanguinis è Renibus, Nephorrhagia—p. Sanguinis ex Ore, Stomatorrhagia—p. Sanguinis ex Utero, Metorrhagia—p. Seminis, Pollution—p. Ventris, Diarrhæa.
 PROFUNDUS, (*pro*, and *fundus*, 'base.')

different parts, which are seated profoundly as regards others.

PROFUNDA ARTERIA FEMORIS, *A. vasta posterior seu muscularis femoris*, *Artère-grande musculaire de la cuisse*. (Ch.) This large branch arises commonly from the posterior part of the crural, between the pubis and lesser trochanter. It descends deeply, situate before the adductors; passes through the third adductor above the opening in it for the trunk of the femoral; and terminates in the short portion of the biceps. The *muscularis profunda* gives off, 1. The *external circumflex*: 2. The *internal circumflex*: and, 3. The three *perforantes*.

PROFUNDA ARTERIA HUMERI, *P. superior, Arteria spiralis*, (F.) *Artère humérale profonde, A. collatérale externe, Grand musculaire du bras*, (Ch.) Its origin is variable. When it arises from the brachial artery, it is given off opposite the groove of the humerus destined for the radial nerve, and descends backwards between the three portions of the triceps, accompanied by the nerve; giving branches to that muscle and to the humerus. When it reaches the posterior part of the bone, it divides into two branches, which are distributed to the triceps, supinator longus, &c.

PROFUNDA ARTERIA INFERIOR vel MINOR is often a branch of the last; but, commonly, is given off from the brachial, near the middle of the arm. It gives off branches to the muscles, &c., about the inner side of the os humeri. It is, also, called *large communicating ulnar* or *profundo-ulnar*.

PROFUNDA ARTERIA PENIS. Chaussier has given this name to the *cavernous artery*, which arises from the artery of the penis, furnished by the internal pudic.

PROFUNDA ARTERIA SUPERIOR, *Profunda humeri*.

Certain muscles are distinguished by the names *profundus* or *deep-seated*, and *superficial*. Thus, we speak of the *superficial* and *deep-seated* muscles of the neck, &c.; the *Flexor profundus perforans*, &c.

PROFUSIO, Hæmorrhagia.

PROFUSIO AQUÆ. The discharge or breaking of the waters at birth.

PROFUSIO SANGUINIS, Hæmorrhagia—p. Seminis, Ejaculation—p. Subcutanea, Purpura simplex.

PROGASTOR, from *προ*, 'before,' and *γαστηρ*, 'belly.' One who has a pendulous belly.

PROGENIES, Epigone.

PROGENY, Epigone.

PROGLOSIS, from *προ*, 'before,' and *γλωσσα*, 'the tongue;' *Apex linguæ*. The extremity or tip of the tongue.

PROGNO'SIS, *Prøgoreusis*, *Prorrhæsis*, *Præcognitio*, *Prønøsticè*, *Prænotio*, *Prænuntiatio*, *Præscientia*, *Præscitio*, *Pronoia*, *Prophasis*, *Prædictio*, (F.) *Prognostic*, *Prognostic*, from *προ*, 'before,' and *γνωσκω*, 'I know.' The judgment formed by the physician regarding the future progress and termination of any disease.

PROGNOSIS, GENERAL. The opinion formed of a disease in the abstract. Thus, we say, the *General prognosis of Cyanche tonsillarisis* is favourable;—of *Phthisis pulmonalis*, unfavourable, &c.

PROGNOSIS, PARTICULAR. The opinion formed of any particular case of disease. The *parti-*

cular prognosis of one case of typhus, for example, may be favourable, whilst that of another may be unfavourable.

PROGNOSIS EX LINGUÂ, Glossomantia.

PROGNOSTIC, Prognosis.

PROGNOSTICE, Prognosis.

PROGRESSIO, Augmentation.

PROGRESSUS, Augmentation.

PROIOTES, Præotia.

PROJECTURA, Process.

PROLABIUM, Procheilon.

PROLAPSUS, from *prolabor*, *prolapsus*, (*pro*, and *labor*, *lapsus*, 'to slide,') 'I slip down.' *Prociden'tia*, *Delap'sio*, *Delap'sus*, *Hypor'rhy-sis*, *Propto'ma*, *Propto'sis*, *Produc'tio*, *Propen-den'tia*, *Prominen'tia*, *Posis*, *Casus*, (F.) *Chute*; a protrusion; a falling down. A genus of diseases in the class *Locales* and order *Ectopixæ* of Cullen, distinguished by the falling down of a part through the orifice with which it is naturally connected.

PROLAPSUS ANI, Proctocele—p. Bulhi oculi, Exophthalmia—p. Corneæ, Staphyloma of the cornea—p. Iridis, Ptosis iridis—p. Linguae, Glossocæle, Paraglossa—p. Œsophagi, Pharyngocele—p. Palpebræ, Blepharoptosis—p. Pharyngis, Pharyngocele—p. Umbilici, Exomphalus.

PROLAPSUS UTERI, *Exome'tra*, *Metropto'sis*, *Metropropto'sis*, *Orthysteropto'sis*, *Orthysteropto'ma*, *Falling down of the womb*, *Œdopto'sis uteri*, *Hysteropto'sis*, *Hysteroce'le nuda*, *Prociden'tia uteri*, (F.) *Abaissement de la matrice*, *Chute de la matrice*, *Descente de la matrice*, *Præcipitation de la matrice*. Some use the term, 'Procidencia Uteri' for a minor degree of the affection than prolapsus;—*Relaxatio uteri* expressing the slightest state of all. A falling down of the uterus, owing to relaxation of the parts about the utero-vaginal region. In the treatment, the horizontal posture must be insisted upon; the injection of astringent substances *per vaginam* be advised; and if the affection be not remedied by these means, a pessary may be employed as a palliative, or the operation of *Episioraphy* be performed.

PROLAPSUS UVULÆ, Staphylœdema.

PROLAPSUS VAGINÆ, *Hysteropto'sis Vagi'næ*, *Prolapsus Œdoptosis Vaginæ*, *Coleopto'sis*, *Col-popto'sis*, *Elythropto'sis*—Protrusion of the upper part of the vagina into the lower. This, like the descent of the uterus, may be *relaxation*, *procidencia*, *prolapsus*, or complete *inversion*.

PROLAPSUS VESICÆ, Exocyste.

PROLECTATIO; from *pro*, and *legere*, *lectum*, 'to gather.' Action of separating the finer parts of a body from the grosser.

PROLEPTICS, *Proleptice*, from *περσ*, 'before,' and *λαμβάνω*, 'I seize hold of.' A term proposed recently by Dr. Laycock to signify the art and science of predicting in medicine.

PROLEPTICUS, Anticipating.

PROLES, Epigone.

PROLICIDE, *Prolicid'ium*; from *proles*, 'offspring,' and *cadere*, 'to kill.' Destruction of offspring. A term, which includes fœticide as well as infanticide.

PROLIFIC, *Prolif'icis*; from *proles*, 'offspring,' and *facio*, 'I make.' That which has the faculty of engendering; applied to man, and animals, and to their sperm or seed; as well as to remedies, which, by strengthening

the genital organs, increase the secretion of sperm.

PROLIG'EROUS, *Pro'liger*, *Prolig'erus*, from *proles*, 'offspring,' and *gero*, 'I carry.' That which is connected with carrying the offspring.

PROLIGEROUS DISC OR LAYER, *Discus prolig'erus*, *Discus vitelli'nus*, *Stratum prolig'erum*, *Gonostro'ma*. A granular layer, situate generally towards the most prominent part of the ovarian vesicle, in the centre of which the true ovum or ovule exists.—Von Baer.

PROLONGEMENT RACHIDIEN, *Medulla spinalis*—p. *Sous-occipital*, Basillary process.

PROMALACTERIUM, from *περσ*, 'before,' and *μαλασσω*, 'I soften.' The room, in the ancient gymnasium in which the body was softened and anointed. One of the operations in bathing.

PROMANUS, see *Digitus*, *Pollex*.

PROMETOPIDIA, Frontal bandages.

PROMETOPIS, *Prometopid'ion*, from *περσ*, 'before,' and *μετωπον*, 'the forehead.' The skin of the forehead.

PROMINENTIA, *Prolapsus*, *Protuberance*—p. *Annularis Cerebri*, *Pons Varolii*—p. *Corneæ*, *Ceratocele*—p. *Ossis Continua*, *Apo-physis*.

PROMINENTIÆ ALBICANTES, Mammillary tubercles—p. *Semiövales Medullæ Oblongatæ*, *Corpora olivaria*.

PROMONTORIUM, *Promontory*—p. *Facies*, *Nasus*—p. *Ossis Sacri*, see *Sacrum*.

PROMONTORY, *Promontorium*, *pro* and *mons*, *montis*, 'a mountain,' seu *Tuber* seu *Tuberositas Tympani*. A small projection at the inner paries of the cavity of the tympanum, which corresponds to the external scala of the cochlea, and especially to the outer side of the vestibule.

PROMONTORY OF THE SACRUM, see *Sacrum*.

PRONATEUR CARRÉ, *Pronator radii quadratus*—p. *Grand ou rond*, *Pronator radii teres*—p. *Petit*, *Pronator radii quadratus*.

PRONATIO, *Pronat'io*, from *pro*, 'inclined forwards.' Anatomists understand, by pronation, the motion by which the inferior extremity of the radius passes before the ulna, and thus causes the hand to execute a kind of rotation from without inwards.

PRONATOR. That which produces the motion of pronation. This name has been given to two of the muscles of the forearm.

PRONATOR OBLIQUUS, *P. radii teres*—p. *Quadratus*, *P. radii quadratus*.

PRONATOR RADII QUADRATUS, *P. quadratus*, *Quadratus ra'dii*, *P. quadratus* seu *transversus* (Winslow), *Pronator radii brevis* seu *quadratus* (Cowper), (F.) *Cubito-radial* (Ch.), *Petit ou carré pronateur*. This muscle is situate at the anterior, inferior, and profound part of the forearm. It is flat and square, and is attached, within, to the inferior quarter of the anterior surface of the ulna; and, without, to the inferior quarter of the anterior surface of the radius. It produces the motion of pronation.

PRONATOR RADII TERES, *P. teres* sive *obliquus* (Winslow), (F.) *Epiptochlo-radial* (Ch.), *Grand ou rond pronateur*. A muscle seated at the upper and anterior part of the forearm. It is long, flat, and larger above than below. It

is attached, above, to the inner tuberosity of the humerus and to the coronoid process of the ulna. From thence it passes obliquely downwards and outwards, and terminates at the middle of the outer surface of the radius. It causes the radius to turn on the ulna, to produce the motion of pronation. It can, also, bend the forearm on the arm, and conversely.

PRONATOR TERES, *P. radii teres*.

PRONAUS, Vestibulum.

PRONERVATIO, Aponeurosis, Tendon.

PRONŒA, Prognosis.

PROVOSTIC, Prognosis.

PROPENDENTIA, Prolapsus.

PROPERTIES, PHYSICAL OF THE TISSUES. These are flexibility, extensibility and elasticity, racornissement and imbibition.

PROPERTIES, VITAL. Those which depend upon organization, as contractility.

PROPHASIS, Prognosis.

PROPHYLACTIC, *Prophylact'icus, Diaphylactic, Diosos'tic, Synteret'icus, Præservatio'nis*, from *προ*, and *φύλασσω*, 'I defend.' A preservative.

PROPHYLAXIS, *Prophylaxiō, Prophylactiōz, Synteret'is*. Same etymon. *Præservatio, Præcavitio, Præcusto'dia*. Preservative or preventive treatment.

PROP'OLIS, from *προ*, 'before,' and *πολις*, 'city,' literally, 'that which is before the city.' *Ceranthem'us, Commo'sis, Bee-bread*. A red, resinous matter, with which the bees cover the bottom of the hive. Its fume has been esteemed antiasthmatic.

PROP'OMA, from *προ*, 'before,' *πομα*, 'a drink.' Ancient name of a medicine, composed of seven parts of honey and four of wine. It was drunk before a meal.—Paulus of Ægina.

PROPORTIO, Symmetry.

PROPOSITUM, Intention.

PROPOTIS'MOS. Same etymon. *Præpotitio*. An ancient name for medicines which were given to the patients before purging them, and, in some sort, to prepare them.

PROPRIUS AURIS EXTERNÆ, Retrahens auris.

PROPTOMA, Prolapsus.

PROPTOMA AURICULARUM, *Parasthe'sis auditi'us flacca, Flap Ear*. Lobe of the ear broad, loose, and pendent from birth.—Good.

PROPTOMA SCROTI, Rachosis.

PROPTOSIS, Prolapsus—*p. Palpebræ, Blepharoptosis*—*p. Uvulæ, Staphylædema*.

PROPTYSIS, Expectoration.

PRORA, Occiput.

PRORRHESIS, Prognosis.

PRORUPTIO SANGUINIS, Hæmorrhagia.

PROS, *προς*. In composition, this prefix generally signifies 'in addition to,' 'over and above,' 'besides.'

PROSARTHROSIS, Diarthrosis.

PROSOLE, Impression.

PROSCHYSIS, Affusion.

PROSCOLLESI, Adherence, Agglutination.

PROSECTEUR, Dissector.

PROSECTIO, Anatomy.

PROSECTOR, Dissector.

PROSLEPSIS, Prehension.

PROSODOS, Aditus.

PROSOPALGIA, Neuralgia, facial.

PROSOPANTRA, Frontal sinuses.

PROSOPANTRITIS, from *Prosopantra*, the

frontal sinuses, and *itis*, denoting inflammation. Inflammation of the frontal sinuses.

PROSOP'IS DULCIS. A tree of rather large size, native of Peru. The fruit of this tree—*Pacay*—is a pod, from 20 to 24 inches long, containing black seeds imbedded in a white, soft, flaky substance; which last is eaten by the Limeños with pleasure.—Tschudi.

PROSOPODYNIA, Neuralgia, facial.

PROSOPODYSMOR'PHIA, from *πρῶσσωπον*, 'the face,' *δυσ*, 'with difficulty,' and *μορφη*, 'shape.' Malformation or atrophy of the face,—as where the process of nutrition suffers from diminished nervous influence.

PROSOPOLOGIA, Physiognomy.

PROSOPOMANTIA, Physiognomy.

PROSOPON, Face.

PROSOPORRHEU'MA, *Rheumatis'mus faciæ*, from *πρῶσσωπον*, 'face,' and *ρευμα*, 'defluxion,' 'rheumatism.' Rheumatism affecting the face.

PROSOPOSIS, Physiognomy.

PROSPERITAS VALETUDINIS, Sanitas.

PROSPHORA, Prehension.

PROSPHYSIS, *Adnascen'tia, Coalit'io*, 'adhesion, adherence, connexion,' from *πρῶς*, and *φω*, 'I grow.' In a more limited sense, this word means morbid adhesion of the eyelids, either between themselves, or with the globe of the eye; *Ankyloblepharon*.

PROS'TASIS, *πρῶστασις*, (*προ*, and *στασις*, 'station,') 'superiority, preponderance;' same etymon as *Prostate*. A predominance or abundance of excrementitious humour.—Hippocr.

PROSTATA BARTHOLINI, Cowper's glands in the female—*p. Muliebris*, Cowper's glands in the female.

PROSTATAL, Prostatic.

PROSTATAL'GIA, from *πρῶστατα*, 'the prostate,' and *αλγος*, 'pain.' Pain in the prostate.

PROSTATE, *πρῶστατα*, from *προ*, 'before,' and *ιστημι*, 'I stand.'—*Prostata glandula, Prostata, P. glandulo'sæ, Paras'tata adenoides seu glandulo'sa, Adstans, Paras'tata, P. glandulæ, Prostata adenoides, Testis minor, Corpus glandulosum seu glando'sum, C. adenoformè, C. glandiformè, C. glandulosum, C. adenoides, Assistent'es glandulæ, Adstites glandulosi*; the Prostate gland. A glandular, cordiform body, of the size of a chestnut, situate before the neck of the bladder, behind the symphysis pubis, and surrounding the first portion of the urethra. Its excretory outlets, to the number of 10 or 12, open into the part of the urethra that traverses it, and pour into it a whitish viscid humour, intended to lubricate the interior of the urethra, and to serve as a vehicle for the sperm in its ejaculation.

PROSTATELCO'SIS, from *πρῶστατα*, 'prostate,' and *ἄλκος*, 'an ulcer.' Ulceration of the prostate.

PROSTATES INFÉRIEURES, Cowper's glands—*p. Petites*, Cowper's glands.

PROSTAT'IC, *Prostat'icus, Prostatal*. That which relates to the prostate. Winslow has named—*Superior Prostatic Muscles*—ligaments which pass from the pubis to the lateral parts of the prostate. He, also, calls—*Inferior prostatic Muscles*—the fleshy fibres, which, from the lateral parts of the urethra, near its membranous portion, pass to be inserted into the pubis.

PROSTATIC BISECTOR. An instrument employed by Dr. Stevens, of New York, in the bilateral operation of lithotomy. In form it resembles a large olive, with a beak at the extremity, with cutting edges at the sides parallel to its longest axis, and with a straight handle.

PROSTATIC LIQUOR, *Liquor prostaticus.* The fluid secreted by the prostate, which mixes with the sperm during emission.

PROSTATIC PORTION OF THE URETHRA. The part of the canal of the urethra included by the prostate: it is about 15 lines long.

PROSTATIC SUPERIOR, Compressor prostatae.

PROSTATITIS, *Inflammatiō Prostatae,* from *προστάτα*, 'the prostate,' and *itis*, denoting inflammation. Inflammation of the prostate.

PROSTATOCELE, Prostatocœcus.

PROSTATOCUS, *Prostatocœle, Tumor prostatae,* from *προστάτα*, 'the prostate,' and *κύσως*, 'a tumour.' Swelling of the prostate.

PROSTATOPARECTASIS, *from προστάτα*, 'prostate,' and *παρεκτείνειν*, 'to extend.' Enlargement of the prostate; also, induration of the same, *Prostatoscirrhus*.

PROSTATOSCIRRHUS, see Prostatoparectasis.

PROSTERNIDIUM, *from προ*, 'before,' and *στερνον*, 'the sternum.' Any agent applied to the anterior part of the chest; a plaster to the breast.

PROSTHESIS, Prothesis.

PROSTHETA, Subdita.

PROSTHIUM, Penis.

PROSTOMIA, *Commissura labiorum;* from *προ*, 'before,' and *στομα*, 'mouth.' The commissure of the lips.

PROSTRATION, *Prostratio virium, (F.) Prostration des forces, Abatement.* Great depression of strength. Almost total loss of power over the muscles of locomotion.

PRO'TEAN, *Proteiform, Proteiformis,* from *Proteus*, who could assume various shapes. Assuming different shapes.

PROTEIFORMIS, Protean.

PROTEIFORMIS MORBUS. A disease which assumes various characters.

PRO'TEIN, *Proteine, Proteina:* from *πρωτεω*, 'I take first rank.' A product of the decomposition of albumen, &c., by potassa. When animal albumen, fibrin or casein is dissolved in a moderately strong solution of caustic potassa, and the solution is exposed for some time to a high temperature, these substances are decomposed. The addition of acetic acid causes, in all three, the separation of a gelatinous translucent precipitate which has exactly the same characters and composition. This is protein. —Mulder.

Protein is the basis of animal and vegetable fibrin, albumen, and casein, and of gluten, which have been, consequently, classed under the "proteinaceous alimentary principle," by Dr. Pereira.

PROTEINACEOUS, Proteinous.

PRO'TEINOUS, *Proteinaecœvus, Proteinosus.* Of, or belonging to protein;—as "a proteinous alimentary principle."

PROTENSIONES GLANDULARES, Mammary eminences.

PROTHESIS, *Pros'thesis, Adjunctio, Adjectio, Appositio,* 'addition, application; from *πρω*, 'in addition to,' and *τιθημι*, 'I put.' That

part of surgery whose object is to add to the human body some artificial part, in place of one that may be wanting, as a wooden leg, an artificial eye, &c.

PROTMESIS, Umbilicus, Kidney.

PROTOGALA, Colostrum.

PROTOIATROS, Archiater.

PROTOMEDICUS, Archiater.

PROTOMUS, Dissector.

PROTOPATHIA, Idiopathia.

PROTOSPOROS, Os uteri.

PROTRUSION, Prolapsus.

PROTU'BERANCE, *Protuberantia, Extuberantia, Prominentia, Excrescentia, Extuberantia,* from *προ*, 'before,' and *tuber*, 'a projection.' (F.) *Bosse*. A name given to rough, unequal protuberances, seen at the surface of certain organs; the *parietal protuberances, occipital protuberances, annular protuberances, &c.*

PROTUBERANCE, ANNULAR, Pons Varolii—p. Cerebral, Medulla oblongata, Pons Varolii—p. Cylindroides, Cornu ammonis.

PROTUBERANTIA, Eminence—p. Annularis Willisii, Pons Varolii—p. Cylindrica, Cornu ammonis.

PROTUSOR, Detrusor urine.

PROULIMATE'SIS. A word employed by Forestus for hernia of the stomach.

PRUNE, Prunus domestica.

PROVERBS, MEDICAL. A proverbial expression frequently contains sound sense in its directions. In medicine, the greatest collection is in the *Regimen of Health of the School of Salerno*, composed in the 11th century, by John of Milan. Yet, although good sense is often inculcated, we frequently meet with the reverse.

Most of the proverbs are hygienic. The following are a few.

1. *Qu' après la soupe un coupe d' excellent vin
Tire un écu de la poche du médecin.*
2. *Surge quintâ, grande nonâ, œena quintâ,
dormi nonâ, nec est-morti vita prona.*
3. *Nunquam rectè corpus ezerceri sine animo,
neque animum sine corpore posse.*
4. *Viande bien machée est à demi digérée.*
5. *Optimum condimentum fames.*
Appetite is the best sauce.
6. *Plures occidit gula quam gladius.*
7. Early to bed and early to rise,
Makes a man healthy, wealthy, and wise.
8. One man's meat's another man's poison.
9. An ounce of prevention is better than a pound of cure.

PROVERSI0, Anteverision.

PROVINS, MINERAL WATERS OF. Chalybeate springs in the department of Seine et Marne, France, which contain carbonic acid and iron.

PROVOCATORIUS, Intercalary.

PRUNA, Anthrax.

PRUNE, Prunum.

PRUNELLA, Angina pectoris, Aphthæ, Cyanche, Pupil.

PRUNELLA, *P. vulgaris, Consolida minor, Symphytum minus, Self-heal, Heal-all, Bugle, (F.) Prunelle, Brunelle; Family, Labiata. Sev. Syst. Didynamia Gymnospermia.* This plant has been recommended as an astringent, in hemorrhages and fluxes; and, also, in gar-

gles against apthæ, and in inflammation of the fauces.

PRUNELLÆ SAL, Potassæ nitræ fusus sulphatis paucillo mixtus.

PRUNELLE, Prunella, Pupil.

PRUNELLIER, Prunus spinosa.

PRUNELLOE, Prunum Brignolense.

PRUNES, see Prunum—p. Pulp of, Pruni Pulpa.

PRUNI PULPA, Pulp of prunes. Take of prunes a sufficient quantity, soften them in the vapour of boiling water, and having separated the stones, beat the remainder in a marble mortar and press it through a hair-sieve.—Ph. U. S.

PRUNIER, Prunus domestica—p. Sawage, Prunus spinosa.

PRUNUM. A Plum, a Prune. Three sorts of plums have been usually ranked amongst the articles of the materia medica. 1. The *Prunum Brignolensè*; the *Brignole plum* or *Prunel'loe*; from Brignole in Provence. It is of a reddish-yellow colour; and has a very grateful, sweet, subacid taste. 2. The *Prunum Gallicum*, *Prunum* (Ph. U. S.), the *French Prune*; and 3. The *Prunum Damascenum* or *Damson*, *Brab'glen*. All these possess the same general qualities as the other summer fruits. They are emollient and laxative.

PRUNUM STELLATUM, Averrhoa carambola.

PRUNUS ARMENIACA. The *A'pricot*, *Apricock*, *Bericoc'cè*, βερίκοκκον, *Præcoc'ia*, (F.) *Abricot*. Family, Rosacæ. Sex. Syst. Icosandria Monogynia. The apricot, *Melum Armeniacum*, when ripe, is easily digested, and considered as a great delicacy.

PRUNUS A'VIUM.—The *Black Cherry Tree*, *Cer'asus A'vium*, (F.) *Mérisier*. The fruit is eaten; and a gum exudes from the tree, the properties of which are similar to those of gum Arabic.

PRUNUS CAPULIN, (S.) *Capulies*, grows in the open fields of Peru; and is cultivated in gardens in the towns. The fruit is acid, and not often eaten; but on account of its agreeable odour it is used in making *Pucheros de flores*; or with odoriferous flowers to perfume linen.—Tschudi.

PRUNUS CER'ASUS. The *Red Cherry Tree*; (F.) *Cérisier*. The fruit *Cer'asum*, *Cer'asion*, has a pleasant, acidulous sweet flavour. It is wholesome.

PRUNUS DOME'STICA. The *Plum* or *Damson tree*, *Coccyne'lea*, *Proune*, (F.) *Prunier ordinaire*. The damson, when perfectly ripe, affords a wholesome fruit for pies, tarts, &c. It is gently laxative. See Prunum.

PRUNUS INVITIA. The *Bullace Plum Tree*. The fruit of this tree is used like the damson.

PRUNUS LAURO-CER'ASUS, *Poison Laurel*, *Cherry Laurel*, *Common Laurel*, *Lauro cer'asus*, *Cer'asus Lauro-Cer'asus*, (F.) *Laurier-cérise*, *L. amandier*. The leaves have a bitter, styptic taste, with the flavour of bitter almonds. The flowers have a similar flavour. The powdered leaves, applied to the nostrils, excite sneezing. The flavour of the leaves has given occasion to their being employed in tarts, custards, &c.; but in large quantities they are poisonous. The poisonous principle is the Prussic acid. The distilled water, called *Laurel-water*, is poisonous. (See Poisons, Table of.)

PRUNUS PADUS, *Padus*, *Cer'asus Padus*, *Cer'*

asus racemo'sus sylvestris, *Wild cluster* or *Bird Cherry Tree*, (F.) *Cérisier à grappes*, *Bois prunt*. The bark of the tree has a fragrant smell, and a bitter subastringent taste, somewhat similar to that of bitter almonds. It has been recommended in intermittents, &c. in the form of decoction. The berries have been used in dysentery.

PRUNUS SEBESTINA, *Sebestina*.

PRUNUS SPINO'SA. The *Sloe Tree*, *P. sylvestris*, *Agriococcime'lea*, *Agru'na*, *Agrune'la*, (F.) *Prunellier*, *Prunier sauvage*. The fruit—the *sloe*—is sometimes employed in gargles, and was formerly much used in hemorrhage, owing to its astringent properties. The *Acacia nostras*, *A. German'ica*, *Succus acaciz nostrat'is*, *S. German'icæ inspissatus*, is obtained from this.

PRUNUS SYLVESTRIS, *P. Spinosa*.

PRUNUS VIRGINIA'NA, *Cer'asus serotina*, *C. Virginia'na*, *Wild Cherry Tree*, (F.) *Cérisier de Virginie*. The bark of this tree has been found useful in intermittents. The leaves are poisonous to certain animals, and the berries intoxicate different kinds of birds. The Indians use the bark in the cure of syphilis. It is bitter and astringent, and possesses some aromatic warmth, and, likewise, a narcotic quality. It is stimulant and tonic. The leaves contain Prussic acid. The distilled oil of the bark is very nearly identical with that of the bitter almond. A strong decoction of the bark is anthelmintic.

PRURIGO, *Pruritus*, *Chris'ma*; from *prurio*, 'I itch.' This word is often used synonymously with *itching*. Willan and Bateman use the term for a genus of cutaneous diseases, the characteristic symptoms of which are a severe itching, accompanied by an eruption of papulæ of nearly the same colour as the adjoining cuticle; *Cnesmos*, *Scabies papuliformis*, *Ezor'mia prurigo*. It affects the whole surface of the skin, under three varieties of form;—the *P. mitis*, *P. formicans*, *P. senilis*, &c. as well as some parts of the body, as the *P. pod'icis*, and *P. pudendi mulie'bris* seu *Pudendagra pruriens*.

PRURIGO PEDICULARIS, *Phtheiriasis*.

PRURIT, *Itching*.

PRURITUS, *Gargale*, *Itching*, *Prurigo*.

PRUSSIAN BLUE, *Ferrum Zib'icum*, *F. Borus'sicum*, *F. Cyanogend'tum*, *F. oxydulatum hydrocyanicum*, *Ferri Ferrocy'anas*, *F. Ferrocy'uret'tum*, *Borus'sias Ferri*, *Cæru'leum Borus'sicum*, *C. Berolinen'sè*, *Prussias Ferri*, *Hydrocy'anas Ferri*, *Ferri Cyanuret'tum*, *Ferri percy'an'idum*, *Trito-hydro-ferrocy'anate of iron*, *Ferrocy'anuret of iron*, *Ferro-prus'iate of iron*, (F.) *Bleu de Prusse*. In the Pharmacopœia of the United States, (1842) the pure salt is directed to be made as follows: *Ferri Sulph.* ℥iv. *acid sulph.* f. ℥iiss, *acid nitric.* f. ℥vj or q. s., *potassii ferrocy'anuret.* ℥ivss, *aquæ*, Oij. Dissolve the sulphate in a pint of water, and having added the sulphuric acid, boil the solution. Pour into it the nitric acid, in small portions, boiling the liquid for a minute or two after each addition, until it no longer produces a dark colour; then allow the liquid to cool. Dissolve the ferrocyanuret of potassium in the remainder of the water, and add this solution gradually to the first liquid, agitating the mixture after each addition; then

pour it upon a filter. Wash the precipitate with boiling water until the washings pass tasteless. Lastly, dry and rub into powder. This salt is chiefly used in the preparation of the hydrocyanic acid and the cyanuret of mercury. It has been advised in the treatment of intermittents, and in epilepsy and scrophulosis. Externally, it has been applied to ill-conditioned ulcers. (3j to ʒj, of cerate.) Dose, four to six grains.

PSALIDIUM, Fornix.

PSALIS, Fornix, Scissors.

PSALTERIUM, Lyra.

PSAMMA, sea Gravel.

PSAMMISMUS, *Ammis'mus*, *Gammis'mus*, from ψαμμος, 'sand,' *Arenatio*. The application of sand to any part of the body for the cure of disease.—Paulus.

PSAMMODES, Sabulons.

PSAMMUS, sea Gravel.

PELLISMUS, ψελλισμος, from ψελλιζω, 'I stutter.' Imperfect or depraved state of the articulation. A genus in the class *Pneumatica*; order *Phonica*, of Good.

PELLISMUS NASITAS, Rhinophonia—p. Rhinotacismus, Rotacism.

PELLOTES, Balbuties.

PSEUDACOEË, *Pseudacoï'a*, *Pseudecoï'a*, from ψευδης, 'false,' and ακουη, 'audition.' *Pseudacoï'sis*; False hearing.

PSEUDACORUS, Iris pseudacorus.

PSEUDÆSTHESIA, *Sensus perver'sus*, from ψευδης, 'false,' and αισθανομαι, 'I feel.' *Parapsis illusoria*, *Pseudaphhē*, *Pseudaph'ia*. Depraved feeling. Imaginary sense of touch or general feeling in organs that have no existence. Common to those who have suffered amputation; and in hypochondriacs and the insane.

PSEUDALEI MORBI, Feigned diseases.

PSEUDANGUSTURINUM, Brucine.

PSEUDAPHE, Pseudæsthesia.

PSEUDARTHROSIS, *Pseudarticulatio*, *Pseudarticulus*; *Articulatio notha seu artificialis*, from ψευδης, 'false,' and αρθρον, 'a joint.' A false joint or articulation.

PSEUDARTICULATIO, Pseudarthrosis.

PSEUDECOIA, Pseudacoe.

PSEUDENCEPHALUS, *Paraceph'alus*, from ψευδης, 'false,' and εγκεφαλον, 'the encephalon.' A monster whose cranium is open in its whole extent from before to behind, its base supporting a vascular tumour.—G. St. Hilare.

PSEUDO, False—p. Asthma, Dyspnoea.

PSEUDOBLEPSIA, *Pseudoblepsis*, *Pseudora'sis*, *Suffusio oculi*, from ψευδης, 'false,' and βλεψις, 'sight,' *Pseudops'ia*, *Parops'is illusoria*, *Suffusio*, *Phantas'ma*, *False sight*. A generic name, used by Cullen for perversion of vision. See *Metamorphopsia*.

PSEUDOBLEPSIS, Paropsis.

PSEUDOCARCINOMA LABII, Cancer aquaticus.

PSEUDOCROUP, Asthma thymicum.

PSEUDOCYESIS, Pregnancy, false—p. Cyesis molaris, Mole.

PSEUDOENCEPHALITIS, Hydreencephaloid disease.

PSEUDOGEUSIA, *Pseudogeus'is*, *Pseudogeus'tia*, from ψευδης, 'false,' and γεωσις, 'taste.' *Hallucinatio gustiva*. False taste.

PSEUDOGEUSTIA, Pseudogeusia.

PSEUDOLI'EN, *Pseudosplen.* Glands situ-

ate in the neighbourhood of the spleen; probably, lymphatic glands.

PSEUDOMECHOACANA, *Convolvulus panduratus*.

PSEUDOMEDICUS, Charlatan—p. *Membrane*, *Membrane*, false—p. *Meninx*, *Membrane*, false—p. *Metamorphosis polyposa*, *Polypus*.

PSEUDOMEMBRANA, *Membrane*, false.

PSEUDOPERIPNEUMONIA, *Peripneumonia notha*.

PSEUDOPHLOGOSIS VENTRICULI RESOLUTIVA ET COLLIQUATIVA, *Gastro-malacia*.

PSEUDOPHTHISIS. False phthisis. Emaciation occasioned by other cause than organic lesion of the lungs.

PSEUDOPLASMATA, from ψευδης, 'false,' and πλασσω, 'I form.' A term applied to malignant heterologous tumours.—Vogel.

PSEUDOPLEURITIS, *Pleurodynia*—p. *Polypi*, see *Polypi*—p. *Pyrethrum*, *Achillea ptarmica*—p. *Spleen*, *Pseudolien*.

PSEUDOPNEUMONIA, *Peripneumonia notha*.

PSEUDOPNEUMONITIS, *Peripneumonia notha*.

PSEUDOPSIS, *Pseudoblepsia*.

PSEUDORASIS, *Pseudoblepsia*.

PSEUDOREX'IA, *Pseudorex'is*; from ψευδης, 'false,' and ορεξις, 'appetite.' False appetite.

PSEUDOSMIA, *Pseudosphre'sia*, *Pseudosphre'sis*, from ψευδης, 'false,' and οσμη, 'smell.' False sense of smell.

PSEUDOSPHERESIA, *Pseudosmia*.

PSEUDOSYPHILIS, *Syphilis pseudosyphillis*.

PSEUDOTHANATOS, *Asphyxia*.

PSEUDOVARIOLÆ, *Varicella*.

PSEUDYMEN, *Membrane*, false.

PSIDIUM POMIFERUM. The *Apple Guava*, *Guava*, *Guayava*. This plant and *P. Pyrifera* bear fruits; those of the former like apples,—of the latter like pears. The apple kind has an acid flavour, the other is sweet. Of the inner pulp of either, the natives of the Indies make jellies; and, of the outer rind, tarts, marmalades, &c. They are somewhat astringent; this quality, indeed, exists in every part of the tree, and abundantly in the leaf buds, which are occasionally boiled with barley and liquorice as an excellent drink in diarrhœa. A simple decoction of the leaves is said to be useful in the itch and most cutaneous eruptions.

PSILOSIS, Depilation.

PSILOTHRUM, *Bryonia alba*, *Depilatory*.

PSIMMYTHON, *Plumbi subcarbonas*.

PSOA, *Dysodia*.

PSOÆ, *Psoia*, *Psyæ*, *Lumbi*, 'the loins,' *Alop'eces*, *Nephrome'træ*, *Neurome'tres*. The psoæ muscles.

PSOAS MAGNUS, *Psoas seu lumbaris inter-nus*, *Pré-lombo-trochantin*, *Pré-lombo-trochantinien* (Ch.) *Femur moventium seatus*. A muscle, seated on the lateral parts of the lumbar portion of the vertebral column; and passing down to the superior and anterior part of the thigh. It is long; fusiform; and attached, above, to the body and transverse processes of the first four lumbar vertebrae, and last dorsal. Below, it terminates, by a very thick tendon, common to it and the iliacus muscle,—which is inserted into the top of the lesser trochanter.

This muscle bends the thigh upon the pelvis, and carries it in rotation outwards. It may, also, bend the pelvis on the thigh, and the loins on the pelvis. It acts considerably in station and progression.

PSOAS PARVUS, *Pré-lombo-pubien*, (Ch.) A muscle situate anteriorly to the last. It is long, thin, flat, and narrow; and is attached, above, to the body of the last dorsal vertebra, and below, to the linea ileo-pectinea, by means of a slender tendon, which furnishes two expansions—one to the *Iliac aponeurosis*, and the other to the *pelvis*. This muscle bends the vertebral column on the pelvis; and, reciprocally, the pelvis on the vertebral column.

PSODYMUS, *Gastrodidymus*.

PSOÏÆ, *Psœæ*.

PSOÏTE, *Psœitis*.

PSOÏTIS, *Inflammatio musculi, Psœas, Lumbæ'go inflammatoria spasmodica*, (F.) *Psœite, Inflammation du muscle Psœas*. From *ψοαί*, 'the loins,' and *ίτις*, denoting inflammation. Inflammation of the psœas muscles and of the parts situate before the lumbar vertebræ: accompanied, from its commencement, by considerable fever, violent pains in the part affected and in the thigh of the same side, which remains commonly half bent. Psœitis may terminate by suppuration, and form lumbar abscess.

PSOÏE, *ψοαη*, 'the male organ:' also, the glans when uncovered.

PSOLON, *Membrosus*.

PSOLON'CUS, from *ψοαη*, and *ογκος*, 'a tumour.' Swelling of the glans, or of the penis generally.

PSOLÛS, from *ψοαη*. One who has the glans uncovered. One who has been circumcised.

PSOPHOMETER, *Stethoscope*.

PSOPHOS, *ψοφος*, 'a noise.' A loud noise; a hollow sound.

PSORA, from *ψωω*, 'I touch, I feel.' *Scab'ies, Phlysis Scab'ies, Ecpye'sis scabies, Scabiola, Itch, Scratch*, (F.) *Gale, Mal Saint-Main, Rogne*. A contagious eruption of very minute pimples—pustular, vesicular, papular, intermixed, and alternating, itching intolerably and terminating in scabs. It seems to be connected with an insect of the genus *Acarus*;—the *Ac'arus* seu *Sarcoptes* seu *Sarcoptus* seu *Phth'irium Scab'ie*, *Ac'arus Ciro*, (F.) *Ciron*. The itch occupies, particularly, the spaces between the fingers, the back of the hands, wrists, elbows, axillæ, groins, hams, &c., and rarely affects the face. The best applications, for its cure, are,—the *Unguentum Sulphuris* or *Ung. Sulph. comp.* night and morning; but the unpleasant smell of the sulphur has given occasion to the use of other means;—as the *White Hellebore*, *Potass in deliquescence*, *Muriate of Ammonia*, *Sulphuric Acid*, &c. The repugnance to the smell of sulphur ought not, however, to be regarded; especially as, in the course of four or five days, it will, in almost all cases, produce a perfect cure.

PSORA AGRIA, *Psoriasis inveterata*—p. *Leprosa*, *Psoriasis*—p. *Squamosa*, *Psoriasis*.

PSORA'LEA GLANDULO'SA, *Alvaquill'a*. *Family*, *Leguminosæ*. *Sex. Syst.* *Diadelphia Decandria*. A shrub, used in Chili as a vulnerary.

PSORA'LEA PENTAPHYL'LA, *Psoral'ia, Contrayer'va nova, Mexican Contrayer'va*. The root is little, if at all, inferior to the contra-

erva in its medical properties; which, by the by, are unimportant.

PSORALIA, *Psoralea pentaphylla*.

PSORENTERIA, *Cholera*.

PSORI'ASIS, formerly, the state of being affected with *ψωρα*. *Lepido'sis psori'asis, Serp'edo, Serpi'go, Impeti'go* (of some), *Scab'ies sic'ca, S. feri'na, Psora lepro'sa, P. squamo'sa, Scaly Tetter, Dry Scale, Dry Scall*, (F.) *Dartre squameuse lichenoïde, D. écailleuse, Gratelle, Gale miliare, G. canine* on *sèche*. A cutaneous affection, consisting of patches of rough, amorphous scales; continuous or of indeterminate outline: skin often chappy. Psoriasis occurs under a considerable variety of forms. The surface, under the scales, is more tender and irritable than in lepra, which psoriasis, in some respects, resembles. Dr. Willan has given names to eleven varieties of psoriasis: the chief of which are the *Psoriasis gutta'ta, P. diffu'sa* (one form of which is the *Baker's Itch*, and *Grocer's Itch*, and another the *Washerwoman's Scall*), the *P. gyra'ta*, and *P. invetera'ta* seu *Psora a'grica*. The treatment of psoriasis must be antiphlogistic, with the internal use of the fixed alkalies, sulphur, &c. The irritable kinds do better without any local application. The more local and less inflammatory are ameliorated by emollient and soothing applications; or by slightly stimulating means, sea-bathing, the *Ung. hydrarg. nitrico-oxyd.*, *Ung. oxid'i zinci*, &c.

PSOR'ICUS. That which has the nature of itch. A medicine for curing the itch.

PSOROPHTHALMIA, *Ophthalmia tarsi*.

PSYÆ, *Psœæ*.

PSYCHAGOGA, *Psychagogica*.

PSYCHAGOG'ICA, *Psychagog'ga*, from *ψυχη*, 'life,' 'soul,' and *αγω*, 'I lead.' Medicines which resuscitate, when life seems extinct; as in syncope and apoplexy.

PSYCHE, *Anima*.

PSYCHIATRI'A, from *ψυχη*, 'mind,' and *ιατρεια*, 'healing.' Treatment of diseases of the mind.

PSY'CHICAL; *Psy'chicus*, from *ψυχη*, 'mind.' That which relates to the mind or mental endowments.

PSYCHOL'OGY, *Psycholog'ia*, from *ψυχη*, 'mind,' and *λογος*, 'discourse.' A treatise on the intellectual and moral faculties. Also, the intellectual and moral faculties or sphere.

PSYCHONOSOL'OGY, *Psychonosolog'ia*, from *ψυχη*, 'mind,' *νοσος*, 'disease,' and *λογος*, 'a description.' The doctrine of, or a treatise on, diseases of the mind.

PSYCHOR'AGES, *Agoni'zans, Moribun'dus, Mor'ibun'd*, from *ψυχη*, 'mind,' and *ρηγη*, 'rupture.' Dying. *In Articulo Mortis*.

PSYCHORAGIA, *Agony, Death*.

PSYCHORRHAGIA, *Agony, Death*.

PSYCHOS, *Cold*.

PSYCHO'SES, from *ψυχη*, 'mind.' Neuroses of the intellect. Diseases of the mind.

PSYCHOTICA, *Analeptica*.

PSYCHOTRIA, *Analeptica*—p. *Emetica, Ipecacuanha*.

PSYCHOTROPHUM, *Betonica officinalis*.

PSYCHROLU'SIA, *Psychrolu'tron*, from *ψυχρος*, 'cold,' and *λουω*, 'I wash.' A cold bath.

PSYCHROPHOB'IA, from *ψυχρος*, 'cold,' and *φοβος*, 'fear.' Dread of cold, especially of cold water. Impressibility to cold.

PSYCHTICA, Refrigerants.

PSYDRA'CIA, *quasi*, ψυδρα 'υδρακία, 'cold drops.' The ancients sometimes used this term for *pimples*; at others, for *vesicles*. Willan and Bateman define *Psydriacium* to be, a small pustule, often irregularly circumscribed, producing but a slight elevation of the cuticle, and terminating in a laminated scab. Many of the *psydria* usually appear together, and become confluent; and, after the discharge of pus, they pour out a thin, watery humour; which frequently forms an irregular incrustation. Frank limits the term to a psoriform eruption, which differs from itch in not originating from an insect, and which is not contagious;—perhaps the lichen. Authors have differed regarding its acceptation.

PSYDRACIA ACNE, Acne.

PSYLLIUM, Plantago psyllium.

PTARMICA, Achillea ptarmica—p. Montana, Arnica montana.

PTARMICUM, Errhine, Sternutatory.

PTARMOS, Sneezing.

PTELEA, Ulmus.

PTERIGO-STAPHYLINUS INTERNUS, Levator palati—p. *Syndesmo-staphyli-pharyngien*, Constrictor pharyngis.

P'TERIS, Polypodium filix mas.

PTERIS AQUILINA, 'Eagles' Wings,' so called from its leaves. *Pteris*, *Thelypteris*, *Filix Nymphæa*, *Common Brake* or *Female Fern*; *Filix femina*, (F.) *Fougère femelle*, *La grande Fougère*. *Nat. Ord.* Filices. The root is considered to be anthelmintic; and as efficacious as that of the male fern in cases of tapé-worm.

PTERNA, Calcaneum.

PTERNIUM, Calcaneum.

PTERNOBATES, Calcigradus.

PTEROCARPUS ERINACEA, see Kino—p. Sandalinus, P. Santalinus.

PTEROCARPUS SANTALINUS, *P. Sandalinus*, *Santalum* seu *Sandalum Rubrum*, *Red Sanders* or *Saunders Tree*. *Family*, Leguminosæ. *Sex. Syst.* Diadelphica Decandria. Red Sanders wood, *Santalum* (Ph. U. S.), *Lignum sandalinum* is used only as a colouring matter: it gives to rectified spirit a fine deep red. The juice of this tree, like that of *P. Draco*, affords a species of *Dragon's blood*.

PTEROSPORA ANDROMEDEA, *Scaly Dragon claw*, *Dragon root*, *Fever root*, *Albany beech-drop*. An indigenous plant, *Nat. Ord.* Monotropeæ, *Sex. Syst.* Decandria Monogynia;—found in the state of New York, which blossoms in July. The root has been regarded as an anthelmintic, diuretic, emmenagogue, &c.: but it is not used.

PTERYG'ION, *Pterygium*, *Ala*, from πτερυγέ, 'a wing.' A small wing. *Oxyx*, *Pyosis*, *Unguis*, (F.) *Drapeau*, *Onglet*. A varicose excrescence of the conjunctiva, of a triangular shape, and commonly occurring at the inner angle of the eye; whence it extends over the cornea. Sometimes two or three pterygia occur on the same eye, and cover the whole cornea with a thick veil, which totally prevents vision. According to Scarpa, the ancients gave the name *Panniculus* to this last complication. If the pterygion cannot be dispelled by means of discutient collyria, it must be removed by the scissors.

PTERYGIUM, Pterygion, Scapula—p. *Lardaceum*, *Pinguecula*—p. *Pingue*, *Pinguecula*.

PTERYGO-ANGULI-MAXILLARE, Pterygoideus internus—p. *Colli-maxillaire*, Pterygoideus externus—p. *Maxillaire, grand*, Pterygoideus internus—p. *Maxillaire, petit*, Pterygoideus externus—p. *Palatine canal*, Pterygoid canal—p. *Pharyngens*, *Constrictor pharyngis*—p. *Staphylinus*, *Circumflexus*.

PTERYGO-PALATINE, *Pterygo-palatinus*. That which belongs to the pterygoid process and palate.

PTERYGO-PALATINE ARTERY or *Superior pharyngeal* is a very small artery, and is given off by the internal maxillary at the bottom of the zygomatic fossa: after having passed through the pterygo-palatine canal, it is distributed to the superior part of the pharynx, the sphenoid bone, and the Eustachian tube.

PTERYGO-PALATINE CANAL. A small canal, formed by the internal ala of the pterygoid process, and the palate bone. It gives passage to the vessels of the same name.

PTERYGOIDES, Alatus.

PTERYGOID, *Pterygoïdes*, *Pterygoïdeus*, *Aliformis*; from πτερυγέ, 'a wing,' and εϊδος, 'form.' A name given to two processes at the inferior surface of the sphenoid bone; the two laminae which form them having been compared to wings. These *alæ* or *wings* or *processes*,—*Processus aliformes*,—have been distinguished, according to their position, into *internal* and *external*.

PTERYGOID ARTERY, *Vidian Artery*, *Ramusculus Ductus Pterygoïdei*, *Arteria pharyngea superior*, arises from the internal maxillary artery, at the bottom of the zygomatic fossa, and enters the pterygoid canal with the nerve of the same name, to proceed to be distributed on the Eustachian tube and velum palati. The name, *pterygoid arteries*, is likewise given to the branches, which the internal maxillary and some of its divisions, as the meningeæ media, and posterior temporalis profunda, furnish to the pterygoid muscles, behind the neck of the lower jaw.

PTERYGOID BONE, Sphenoid.

PTERYGOID CANAL, *Vidian canal*, *Ductus pterygoïdeus*, *Candlis Vidianus*, (F.) *Conduit pterygoïdien* ou *Vidien*, *Pterygo-palatine canal*; is a narrow channel, which traverses, in a direction from before to behind, the base of the pterygoid process, and gives passage to the pterygoid nerve. The *foramina* of the sphenoid, which terminate the canals, have the same epithets applied to them.

PTERYGOID FOSSA, *Fossa Pterygoïdea*, (F.) *Fosse pterygoïdienne* ou *pterygoïde*, is the depression which separates the two laminae or *alæ* of the pterygoid process.

PTERYGOID MUS'LES, *Alæ res mus'culi*, *Aliformes mus'culi*, are two in number. 1. The *Pterygoideus externus*, *P. minor*, (F.) *Pterygo-colli-maxillaire*, *Petit Pterygo-maxillaire* (Ch.) *Petit pterygoïdien*, *Pterygoïdien externe*, is a thick, short muscle, which arises, by short aponeuroses, from the outer surface of the external ala of the pterygoid process, and from the outer surface of the great ala of the sphenoid bone; and is inserted at the anterior part of the neck of the lower jaw-bone, and the corresponding part of the inter-articular fibro-cartilage. This muscle draws the condyle of the lower jaw and

the inter-articular ligament forwards. It carries the chin forwards, and to the opposite side. If the two external pterygoids act together, the jaw is carried directly forwards. 2. The *Pterygoideus internus*, *P. major*, *Masse'ter internus*, *Latens in Orë*, (F.) *Grand P'térygo-maxillaire*, *P'térygo-anguli maxillaire*, *Grand P'térygoïdien* ou *P'térygoïdien interne*. A thick, quadrilateral muscle, which is attached by short and very strong aponeuroses; above, to the pterygoid fossa, whence it proceeds downwards, backwards, and outwards, to be inserted into the inner surface of the ramus of the lower jaw, near its angle. This muscle raises the lower jaw, and carries it a little forwards. It also performs the grinding motion.

PTERYGOÏD NERVES. These are two in number. 1. The *Pterygoid* or *Vidian Nerve*. It arises from the posterior part of the sphenopalatine ganglion; traverses the Vidian canal of the sphenoid; and, beyond, divides into two filaments. I. A *superior* or *cranial*, *Nervus superficialis* sive *petrosus*, which ascends into the cranium, and enters the hiatus of Fallopius to unite with the facial nerve. 2. An *inferior* or *carotid*, *Nervus profundus* sive *major*, which traverses the carotid canal, and unites with the ascending branches of the superior cervical ganglion of the trisplanchnic. II. The *Pterygoid Nerve*, properly so called, *Nervus musculi pterygoidei*, is given off by the inferior maxillary branch of the 5th pair.

PTERYGOÏDIEN GRAND ou **INTERNE**, *Pterygoideus internus*—*p. Externe*, *Pterygoideus externus*—*p. Petit*, *Pterygoideus externus*.

PTERYGO'MA. Same etymon. A wing; a projecting or pendulous body. A swelling of the vulva, which prevents coition.—M. A. Severinus.

PTERYX, Ala.

PTILOSI, Deplumatio, Madarosis.

PTISANA, Tisanë—*p. Communis*, *Decoctum hordei compositum*—*p. Hippocratica*, *Decoctum hordei*.

PTISSANA, Tisane.

PTOCHIA'TER, *Ptochid'rus*, same etymon as the next. A physician to the poor, or to an establishment for the poor.

PTOCHIATRI'A, from *πτωχός*, 'poor,' and *ιατρεία*, 'healing.' Practice amongst the poor. Also, an institution for the treatment of the diseases of the poor.

PTOCHOCOMI'UM, from *πτωχός*, 'a poor person,' and *κομῆω*, 'I take care of;' *Ptochodoch'um*, *Ptochotrophe'um*. An almshouse.

PTOCHODOCHI'UM, *Ptochocomium*.

PTOCHOTROPHE'UM, *Ptochocomium*.

PTOMA, Cadaver.

PTOSIS, Prolapsus—*p. Bulbi oculi*, *Exophthalmia*.

PTOSIS IR'IDIS, *Iridocelë*, *Her'nia Ir'idis*, *Iridopto'sis*, *Prolap'sus Ir'idis*, from *πτῶσις*, 'a falling.' A prolapsus of the iris through a wound of the cornea. It is known by a blackish tubercle, which projects a little from the cornea in various forms.

PTOSIS PALPE'RÆ, *Blepharoptosis*.

PTYALOGOGUE, *Sialogogue*.

PTYALIN, see *Saliva*.

PTYALISM, *Salivation*.

PTYALISME MERCURIEL, *Salivation*, *mercurial*.

PTYALISMUS, *Salivation*—*p. Acutus melitus*, see *Salivation*—*p. Acutus sympatheticus*, see *Salivation*—*p. Hydrargyratus*, *Salivation*, *mercurial*—*p. Iners*, *Slavering*—*p. Mercurialis*, *Salivation*, *mercurial*—*p. Pyrosicus*, *Pyrosis*.

PTYALOGOGUE, *Sialogogue*.

PTYALON, *Saliva*.

PTYASMAGOGUE, *Expectorant*, *Sialogogue*.

PTYELON, *Saliva*, *Sputum*.

PTYSIS, *Exspuition*.

PTYSMA, *Exspuition*.

PTYSMATIS'CHESIS, *Ptysmatos'chesis*, from *πτῦσμα*, 'sputum,' and *ῥησιν*, 'to retain.' Suppression of pulmonary expectoration.

PTYSMATOSCHESIS, *Ptysmatischesis*.

PUANTEUR, *Dysodia*.

PUBENS, *Ephebus*.

PUBER, *Ephebus*.

PUBÈRE, *Ephebus*.

PUBERTAS, *Ephebia*.

PU'BERTY, *Pubertas*, *Hebë*, *Pubes*, *Aphrodi'sia*, *Ephebi'a*, *Ephebi'a*, *Ephe'botes*, *Ephebo'syne*, *Pubes'cence*, from *pubescere*, 'to begin to have hair on the chin and sexual organs.' The period of life at which young people of both sexes are *pubes'cent* or *nubile*. According to the civil law puberty occurs at 12 years in females, and 14 in males. The period, however, varies somewhat in different climates, and in different individuals of the same climate.

PUBES, *Epis'chion*, *Epicten'ion*, *Cteis*, *Pecten*; the *Pubic region*. Same etymon. The middle part of the hypogastric region; so called, because it is covered with hair, in both sexes, at the period of puberty. The hair is also called *Pubes*, *Lanu'go Pudendo'rum*; and, of old, *pubertas* signified the same.

PUBES, *Puberty*.

PUBESCENCE, *Puberty*.

PUBESCENT, see *Puberty*.

PUBLÆUS, *Pubic*.

PUBIC, *Pu'bian*, *Pu'bicus*, *Pubiæ'us*, (F.) *Pubien*. That which belongs to or concerns the *pubis*.

PUBIC ARCH or *Arch of the Pubis*, (F.) *ArCADE pubienne*. The arch at the anterior part of the inferior circumference of the pelvis. It is more expanded in the female than in the male; to correspond with the additional functions which she has to execute.

PUBIC ARTICULA'TION, or *Sym'physis Pubis*, results from the junction of the ossa *pubis*. The medium of union is cartilage.

PUBIC LIG'AMENTS are two very solid, fibrous fasciæ, situate before and beneath the symphysis *pubis*, which they strengthen. The one is called the *anterior pubic ligament*; the other the *inferior or subpubic*.

PUBIC REGION, *Re'gio Pubis*. The region of the *pubes*.

PUBIEN, *Pubic*.

PUBIO-COCYGIEN-ANNULAIRE, *Pubio-coccyge'us annula'ris*. Dumas gave this name to the levator ani and ischio-coccygeus, which he considers a single muscle.

PUBIO-COCYGIEN-ANNULAIRE, *Levator Ani*—*p. Fémoral*, *Pectinalis*—*p. Femoralis*, *Adductor longus femoris*—*p. Umbilical*, *Pyramidalis abdominis*—*p. Prostaticus*, *Compressor prostatæ*—*p. Sous-umbilical*, *Pyramidalis abdominis*—*p. Sternal*, *Rectus abdominis*.

PUBIS, OS, *Episei'on, Episi'on, Epis'chion, Share Bone, Os Pec'tinis*. The anterior part of the os innominatum; so called because it corresponds to the genital organs and pubic region. The *angle of the pubis* is formed by the union of the body and rami of each side.

PUBLICÆ PARTES. Those organs are so called, the object of whose functions is the nutrition of all the others. Such are the digestive and respiratory organs.

PUCCOON, *Sanguinaria Canadensis*—p. Red, *Sanguinaria Canadensis*—p. Yellow, *Hydrastis Canadensis*.

PUCE, *Pulex irritans*—p. *Maligne*, see *Anthrax*—p. *Pénétrante, Chigüe*.

PUDDING-GRASS, *Mentha pulegium*.

PUDENDA, Genital organs.

PUDEND'AGRA. A hybrid word; from *pu'denda*, (*pu'dere*, 'to be ashamed,') 'the genital organs,' and the Greek *αγρα*, 'a seizure.' According to some, this term means pain in the genital parts: *Dolor pudendo'rum, Ment'ulagra, Adæodyn'ia*; according to others, it is synonymous with syphilis.

PUDENDAGRA PRURIENS, *Prurigo pudendi muliebris*.

PUDENDAL HERNIA. Hernia, which descends between the vagina and ramus ischii, and forms an oblong tumour in the labium; traceable in the pelvis, as far as the os uteri.

PUDENDUM, FEMALE, *Vulva*—p. *Muliebre, Vulva*.

PUDENDUS, Pudic.

PUDIC, *Pudic'cus, Pudend'us*, (F.) *Honteux*. Same etymon. That which causes shame. A name given to the genital organs as well as to different other parts.

PUDIC ARTERIES are distributed to the organs of generation. They are,—1. The *internal Pudicæ, Arteria Pudic'a, A. pudend'a communis*, (F.) *Artère honteuse interne, A. Sous-pubienne* (Ch.), *Genital Artery*. It is furnished by the hypogastric, and divides into two branches; the one—the *inferior or perineal*—which gives off the inferior hemorrhoidal and the artery of the septum; and the other—the *superior*, (F.) *Ischiopénienne*—which furnishes the transverse perineal artery, and divides into two branches; the *artery of the corpus cavernosum*, and the *dorsalis penis*. This latter, in the female, has the name *Dorsalis Clitoridis*. 2. The *external Pudic Arteries*, (F.) *Artères scrotales ou vulvaires* (Ch.), *A. honteuses externes*, which are two in number. The one is *superficial or subcutaneous*, and the other *deep-seated or subaponeurotic*. They are given off from the femoral artery or some one of its branches; and are distributed to the external parts of generation.

PUDIC NERVE, (F.) *Nerv honteux, Nerv ischio-pénien ou Ischio-clitorien* (Ch.) is a branch furnished by the sacral plexus, which is distributed to the genital organs; and especially, to the penis in man, and the clitoris in the female.

PURILE, *Puerilis*, from *puer*, 'a child.' (F.) *Respiration puérile, R. exagérée, R. supplémentaire, R. hypervésiculaire*. A term applied to the respiration when it is heard loud through the stethoscope, as in healthy children.

PUERILITAS, Dementia of the aged.

PUERITIA, see *Age*.

PUERPERA, from *puer*, 'a child,' and *parere*, 'to bring forth.' *Tokas, Lochos, Enia'a,*

Lecho, a lying-in woman, (F.) *Femme en Couche, Accouchée*. A female in child-bed. One recently delivered.

PUERPERAL, *Puerper'al'is*; from *puerpera*. Relating to parturition and its consequences.

PURPERAL CONVULSIONS, *Eclampsia gravidarum et parturientium*.

PURPERAL FEVER. Any fever occurring during the puerperal state—*Febri Puerperarum, Lechop'gra, Lochiocali'itis, Lochiap'gra, Child-bed fever*. Most commonly restricted to a malignant variety of Peritonitis.

PURPERIUM, *Child-bed state*.

PUFF-BALL, *Lycoperdon, Leontodon taraxacum*.

PUFFINESS, from (D.) *puffen*, 'to blow.' *Inflatio, Sufflatio; Tumesfactio mollis*, (F.) *Bouffissure, Boursouffure*. A soft intumescence, without redness, which may be partial or general, and be produced by accumulation of serous fluid, extravasation of blood, effusion of air into the subcutaneous cellular tissue, &c. Puffiness is most frequently seen in the face and legs; and sometimes appears around a wound.

PUGIL'LUS, *Draç, Dra'chion*, from *pugnus*, 'the fist.' *Dragma, Dragmis*, (F.) *Pincée*. The quantity of any substance, which may be taken with the end of two or three fingers. The eighth part of a handful.

PUKE, Emetic.

PUKEWEED, *Lobelia inflata*.

PUKING, Vomiting, Regurgitation.

PULEGIUM, *Mentha pulegium*—p. *Cervinum, Mentha cervina*.

PULEX IRRITANS, The *common flea*. (F.) *Puce*. A parasitic insect found on the bodies of man and animals.

PULEX PENETRANS, *Chigüe*.

PULICA'NIS, *Pulicula'ris*, from *pulex*, 'a gnat.' An epithet given to cutaneous eruptions resembling gnat-bites;—and, also, to the diseases in which such eruptions occur.

PULICARIS HERBA, *Plantago psyllium*.

PULLNA, MINERAL WATERS OF. These Bohemian springs contain sulphates of soda and magnesia, and chloride of magnesium.

PULMO, *Pulmo'nes*, by transposition of the letter *l* from *pleumon, πνευμων; Pneumon, Pleumon, Spiramentum animæ, Ergasterion spir'itus, Flabellum et ventila'brum cordis, the Lung*. The essential organ of respiration, which is double, and occupies the two sides of the chest. The lungs, which are of a spongy, soft, flexible, compressible, and dilatible structure, fill exactly the two cavities of the thorax, and are separated from each other by the mediastinum and the heart. The right lung, which is shorter and broader than the left, is divided, by two oblique fissures, into three unequal lobes, *Lobi seu Alæ pulmo'num*. The left has only two lobes, and consequently only one fissure. At the internal surface of those organs, which is slightly concave, there is, about the middle, a pedicle, formed by the bronchia and pulmonary vessels, and called, by anatomists, *the root of the lungs*, (F.) *Racine des Pouxmons*. Essentially, the lungs are composed of prolongations and ramifications of the bronchia, and of the pulmonary arteries and veins,—the divisions of which are supported by a fine, cellular tissue.

When the surface of the lungs is examined in

a clear light, we may see, even through the pleura, that their parenchyma is formed by the aggregation of a multitude of small vesicles, of an irregularly spheroid or ovoid shape, full of air, and separated by white and opaque septa. These vesicles are called *air-cells*, *Spiramen'ta* seu *Spiramina* seu *Cell'ula Pulmonum*. Along the partitions or septa is deposited, in greater or less quantity, the *black pulmonary matter*, (F.) *Matière pulmonaire noire*, as it has been called, which seems to be natural. Sometimes it is seen in points; at others, in spots. The colour of the lungs varies according to age and other circumstances. In youth, it is more red; and afterwards, grayish or bluish; often, as if marbled. The pleura pulmonalis is their investing membrane. The air is carried to the lungs by means of the trachea and bronchia. The black venous blood, which requires oxygenation, is conveyed to them from the heart, by the pulmonary artery; and when it has undergone this change, it is returned to the heart by the pulmonary veins. The blood-vessels inservient to the nutrition of the lungs, are the *bronchial arteries and veins*. The pulmonary lymphatics are very numerous. Some are superficial; others, deep-seated. They pass, for the most part, into the *bronchial ganglions or glands*. The nerves are furnished by the pulmonary plexus.

PULMONAIRE DES FRANÇAIS, Hieracium murorum.

PULMONA'RIA, *P. officinalis*; *P. Maculata*, *P. Maculosa*, Lungwort, Spotted Lungwort, *Jeru'salem Cowslip*, *Jerusalem Sage*, *Spotted Comfrey*, (F.) *Sauge de Jerusalem*. Family, Boraginæ. Sex. Syst. Pentandria Monogynia. The leaves of this plant have been used as demulcents and pectorals; partly from their resemblance to lungs; and, partly, because they manifest a slightly mucilaginous taste. The plant is not worthy of notice.

PULMONARIA, Pneumonia—p. Arborea, Lichen pulmonarius—p. Gallica, Hieracium murorum.

PULMONARY, *Pulmona'ris*, *Pulmond'is*. That which relates or belongs to the lungs. A name given to various parts.

PULMONARY ARTERY, *Arte'ria pulmona'ris*, *Vena arterio'sa*, arises from the upper and left part of the right ventricle of the heart; whence it passes obliquely upwards and to the left side; dividing into two trunks, opposite the second dorsal vertebra—one passing to each lung. At its origin, it is furnished with three sigmoid or semilunar valves. It carries the blood to the lungs for aeration.

PULMONARY MATTER, BLACK, see Pulmo.

PULMONARY PLEXUS, *Plexus pulmona'ris*. A considerable nervous network, situate behind the bronchia, which is formed by the filaments of the pneumogastric nerve or par vagum, and by other filaments from the inferior cervical ganglion and the first thoracic ganglia. This plexus forms a kind of areolar web, with numerous meshes of different sizes, in which vessels are lodged, surrounded by much cellular tissue. This plexus sends filaments to the bronchia, which they accompany to their extremities.

PULMONARY VEINS, *Venæ pulmona'res*, *Arteria venosa*. These arise in the lungs from

the final terminations of the arteries of the same name; collect in ramusculi and rami of greater and greater size, and ultimately unite in four trunks; two of which issue from each lung to open into the left auricle of the heart. The pulmonary veins have the same structure as the other veins of the body; from which they differ, in containing arterial blood; as the pulmonary artery differs from the others in conveying venous blood. They carry the blood back to the heart after aeration.

PULMONES TARTARIZATI, Lithiasis pulmonum.

PULMONIA, Phthisis pulmonalis, Pneumonia.

PULMONIC, *Pulmonicus*, *Pneumonicus*, *Pulmonarius*. One affected with phthisis—one labouring under diseases of the lungs. Any thing relating or belonging to the lungs. A medicine for the lungs.

PULP, *Pulpa*, *Pulpa'men*, *Sarz*. The soft and parenchymatous parts of vegetables reduced to a paste by the operation of pulping.

PULP OF THE TOOTH, Dental pulp.

PULPA CASSIÆ, see Cassia fistula—p. Dentis, Dental pulp—p. Prunorum sylvestrium condita, Conserva pruni sylvestris.

PULPA TESTIS, *Paren'chyma testis*. The parenchyma of the testis.

PULPAMEN, Pulp.

PULPE DENTAIRE, Dental pulp.

PULPEZIA, Apoplexy.

PULPING, *Pulpa'tion*, *Pulpa'tio*. An operation—the object of which is to reduce certain vegetable substances to a pulp. For this purpose, they are bruised in a mortar, and then passed through a hair sieve, by the aid of a wooden spatula, called a *Pulper*, (F.) *Pulpoire*.

PULPOIRE, see Pulping.

PULQUE, see Agave Americana.

PULS EX OVIS ET LACTE, Oogala.

PULSATILLA NIGRICANS, Anemone pratensis—p. Vulgaris, Anemone pulsatilla.

PULSATILLE NOIRE, Anemone pratensis—p. des Prés, Anemone pratensis.

PULSATIO, Pulsation—p. Cordis, Pâlpitation.

PULSA'TION, *Pulsa'tio*, *Sphygmus*, *Sphyg'is*, *Pede'sis*, *Pedeth'mos*, (F.) *Battement*. The beating of the heart and arteries. Also, the beating felt in an inflamed part.

PULSATIVUS, Throbbing.

PULSATORY, Throbbing.

PULSE, from *pulso*, 'I beat;' *Pulsus*; *Pulsa'tio*, *Pulsus cordis et arteria'rum*, *Ictus cordis et arteria'rum*, *Incur'sus arteria'rum*, *Sphygmus*, *Sphygma*, *Diasphyg'is*, (F.) *Pouls*. Beating of the arteries, produced by the afflux of the blood propelled by the heart in its contractions. For the sake of convenience, we choose the radial artery at the wrist to detect the precise character of the pulse. These characters relate to the number of pulsations in a given time; to their degrees of quickness; hardness, and strength; to the equality or inequality either of the pulsations themselves or of their intervals; to the development or fulness of the artery, and to the different impressions it may produce on the finger.

The following estimates have been made of the pulse at various ages :

Ages.	Number of beats per minute, according to		
	HÄBERDEN.	SÖMMERING.	MÜLLER.
In the embryo.....	—	—	150
At birth.....	130 to 140	Do.	Do.
One month.....	120	—	—
One year.....	120 to 108	120	115 to 130
Two years.....	108 to 80	110	100 to 115
Three years.....	90 to 80	90	90 to 100
Seven years.....	72	—	85 to 90
Twelve years.....	70	—	—
Puberty.....	—	80	80 to 85
Adult age.....	—	70	70 to 75
Old age.....	—	60	50 to 65

It does not appear, from recent researches, that the pulse of the aged is less frequent, but the contrary. In general, the pulse is more frequent in females and in irritable persons, than in males and those of an opposite temperament. In the healthy state, the pulse, besides having the proper number of pulsations, is neither hard nor unusually soft; it is moderately developed; of a medium strength; and perfectly equal, both as regards the pulsations and their intervals. In diseases it wanders, more or less, from these physiological conditions. The different characters of the pulse that have been enumerated, are remarkably numerous. In a dictionary, it is necessary to detail them, although many of them are not now regarded; and some are ridiculous. At times, when an impediment exists to the flow of blood along the pulmonary arteries, either owing to mechanical obstruction or to diminished force of the ventricle, a reflux takes place along the veins, giving rise to the 'venous pulse.'

PULSE, ARDENT, Pulsus ardens, (F.) Poulx ardent, Poulx élevé. One which seems to raise itself to a point in order to strike the finger.

PULSE, CAPRIZANT, Pulsus Caprizans, P. dorcadis/sans, P. gazellans, P. fusa/lis, Goat-leap pulse, (F.) Poulx caprisant. One, which seems to leap, as it were; an imperfect dilatation of the artery being succeeded by a fuller and a stronger one.

PULSE, COMPLEX, (F.) Poulx combiné ou composé, P. compliqué. A pulse which has the character of several critical pulses united.

PULSE, CONTRACTED, (F.) Poulx serré, P. concentré. One whose pulsations are narrow, deep, and slightly hard.

PULSE, CONVULSIVE, Pulsus convulsivus, (F.) Poulx convulsif. That which is unequally frequent or unequally hard; in short, which resembles the irregular pulsations of a muscular fibre in a state of convulsion.

PULSE, CRITICAL, Pulsus criticus. A pulse which, after having possessed the characters of irritation, becomes free, open, soft, &c.

PULSE, DECURVATE, Pulsus Myurus: see, also, Myurus.

PULSE, DEEP, Pulsus profundus, (F.) Poulx profond. One which cannot be felt without difficulty, and without strong pressure by the finger.

PULSE, DEFICIENT, Pulsus deficiens, P. flickering, Pulsus annuens et circumnuens, (F.) Poulx défaillant, P. insensible. One which seems, every instant, about to cease.

PULSE, DEPRESSED, Pulsus depressus, (F.) Poulx déprimé. That which is deep and weak.

PULSE, DEVELOPED, (F.) Poulx développé.

That which is broad, full, strong, and frequent.

PULSE, DICROTIC, Pulsus Dicrotus, P. bicrotus, P. intestinalis, P. bifuriens, P. mallearis, P. intercusus, (F.) P. dicrote, P. rebondissant, P. redoublé. That in which the finger is struck twice at each pulsation; once lightly, the other time more strongly.

PULSE, EQUAL, Pulsus equalis. That in which the pulsations resemble each other, and return at equal intervals.

PULSE, FEBRILE, Pulsus febrilis. One very frequent.

PULSE, FEEBLE, WEAK, Pulsus debilis, (F.) Poulx faible. One which strikes the finger feebly.

PULSE, FILIFORM, P. thready. One which resembles a thread slightly vibrating.

PULSE, FLICKERING, Pulse, deficient.

PULSE, FORMICANT, Pulsus formicans, (F.) Poulx formicant. One which resembles, by being small and scarcely perceptible, the motion of an ant.

PULSE, FREQUENT, (F.) P. agité, P. précipité. One which strikes more frequently than usual in a given time.

PULSE, FULL, Pulsus plenus, (F.) Poulx plein. One which gives the notion of great repletion in the vessel.

PULSE, GOAT-LEAP, P. Caprizant.

PULSE, GUTTURAL, Pulsus gutturalis, (F.) Poulx guttural. A pulse which has been supposed to indicate the termination of affections of the throat.

PULSE, HARD, Pulsus durus, (F.) Poulx dur. That in which the pulp of the finger seems to yield to the pulsation.

PULSE, HECTIC, Pulsus hecticus. The weak, frequent pulse observed in hectic fever.

PULSE, HEMORRHOIDAL, (F.) Poulx des Hémorrhoides. A critical pulse, announcing the appearance of the hemorrhoidal flux. It is described as unequal;—the pulsations not being alike in force, and still less the intervals.

PULSE, HEPATIC, (F.) Poulx du Foie. A pulse imagined to indicate affections of the liver. It is not worthy of description.

PULSE, INFERIOR, (F.) Poulx inférieur, P. abdominal, P. ventral. One supposed to announce evacuations below the diaphragm.

PULSE, INTERCURRENT, Pulsus intercurrentis seu intercidens. One in which a superfluous pulsation seems to occur from time to time.

PULSE, INTERMITTENT, (F.) Poulx intercadent. One in which the pulsations fail from time to time.

PULSE, INTESTINAL, (F.) Poulx des intestins,

P. de la diarrhée. A critical pulse, presumed to announce an evacuation by the intestines.

PULSE, INTRICATE, *Pulsus Intricatus*, (F.) *Pouls embarrassé.* That which is but little developed and unequally slow.

PULSE, IRREG'ULAR, *Pulsus anormalis.* One whose pulsations are unequal, and return at unequal intervals.

PULSE OF IRRITATION, *Pulsus ab irritatio'nē seu nervi'nus seu acrit'icus.* One which is frequent, hard, and contracted.

PULSE, JARRING, *P. vibrating*—*p. Jerking,* *Pulse, sharp.*

PULSE, LANGUID, (F.) *Pouls languissant.* A slow and feeble pulse.

PULSE, LARGE, *Pulsus crassus, P. magnus,* (F.) *Pouls grand, P. large.* That which is large and full.

PULSE, LONG. One which strikes the finger to a great extent in length.

PULSE, LOW, *Pulsus humilis*, (F.) *Pouls bas.* One in which the pulsations are scarcely perceptible.

PULSE, NASAL, (F.) *Pouls nasal, P. capital, P. du Nez.* One supposed to announce the end of an irritation in the nasal fossæ.

PULSE, NAT'URAL, (F.) *Pouls naturel des adultes, P. parfait, P. des adultes, P. modéré.* One that is equal and regular in strength and frequency; compressible, and devoid of hardness.

PULSE, ORGAN'IC, (F.) *Pouls organique.* One which indicates the affected organ, or the organ by which an evacuation will take place.

PULSE, PEC'TORAL, (F.) *Pouls de l'expectoration.* A critical pulse, announcing the termination of some pulmonary irritation.

PULSE, QUICK. One which strikes sharply, but not forcibly, against the finger.

PULSE, REG'ULAR, *Pulsus normalis* aut *regularis.* One whose pulsations are equal, and succeed each other at equal intervals.

PULSE, RESIST'ING, (F.) *Pouls résistant.* One a little tense, a little hard.

PULSE, SHARP, (F.) *Pouls prompt, P. vite, P. vif.* One which strikes the finger sharply, rapidly. When to a greater extent, it is called a *jerking pulse.*

PULSE, SHARP-TAILED, *Pulsus myurus:* see *Myurus.*

PULSE, SIMPLE, *Pulsus simplex.* A critical pulse, indicating an evacuation by one organ only.

PULSE, SLOW, *Pulsus tardus, P. rarus,* (F.) *Pouls lent, P. tardif, P. rare.* One which strikes the finger slowly.

PULSE, SMALL, *Pulsus parvus,* (F.) *Pouls petit.* One whose pulsations are slender and weak.

PULSE, SOFT, *Pulsus mollis,* (F.) *Pouls mou.* One which yields under the finger.

PULSE, STOM'ACHAL, (F.) *Pouls stomacal, P. de l'estomac.* One supposed to announce an evacuation by the stomach.

PULSE, STRONG, *Pulsus fortis,* (F.) *Pouls fort, P. véhément.* One which strikes the finger strongly.

PULSE, SUPERIOR, *Pulsus Superior,* (F.) *Pouls supérieur.* A critical pulse, supervening on irritation of organs situate above the diaphragm.

PULSE, SUPPLE, *Pulsus elasticus,* (F.) *Pouls*

souple. One in which the pulsations have strength without hardness.

PULSE OF SWEAT, *Pulsus Sudoralis,* (F.) *Pouls Sudoral, P. de la sueur.* A critical pulse, indicating an approaching perspiration.

PULSE, TENSE, *P. Cordy, Pulsus tensus,* (F.) *Pouls tendu, P. roide.* One in which the artery resembles a cord fixed at its two extremities. When resembling a wire, it is called *wiry.*

PULSE, THREADY, *P. filiform.*

PULSE, TREM'ULOUS, *Pulsus tremulus,* (F.) *Pouls tremblant, P. palpitant.* One in which each pulsation oscillates.

PULSE, UN'DULATING, *Pulsus fluctuosus, P. fluens, P. incidens Solani,* (F.) *Pouls ondulant, P. ondoyant.* One which resembles, in its movements, those of the waves.

PULSE, UNE'QUAL, *Pulsus inæqualis,* (F.) *Pouls inégal.* One whose pulsations are not alike, or return at unequal intervals.

PULSE, UR'INAL, *Pulsus urinæ,* (F.) *Pouls de l'Urine.* A critical pulse, fancied to denote an approaching evacuation of urine.

PULSE, U'TERINE, *Pulsus uterinus,* (F.) *Pouls Utérine, P. de la Matrice, P. des Règles.* One which indicates the flow of the menses, or the occurrence of metrorrhagia.

PULSE, VENOUS, *Pulsus venarum.*

PULSE, VERMIC'ULAR. That which imitates the movement of a worm.

PULSE, VIBRATING; Jarring Pulse. One in which the artery seems to vibrate like a musical string.

PULSE, WIRY, see *Pulse, tense.*

PULSILE'GIUM, *Pulsilogium, Pulsimeter,* from *pulsus*, 'the pulse,' and *lego*, 'I tell,' *Sphygmometer, Sphygmoscopium.* Any instrument for measuring the quickness or force of the pulse.

PULSIMANTI'A; from *pulsus*, and *μαντια*, 'divination.' The art of predicting or prognosticating by the pulse.

PULSIMETER, *Pulsilegium.*

PULSUS, *Pulse*—*p. Acriticus, Pulse of irritation*—*p. Æqualis, Pulse, equal*—*p. Annuens et circummuens, Pulse, deficient*—*p. Anormalis, Pulse, irregular*—*p. Bicrotus, Pulse, dicrotic*—*p. Biferiens, P. dicrotus*—*p. Caprizans, Pulse, caprizant*—*p. Crassus, Pulse, large*—*p. Debilis, Pulse, feeble*—*p. Deficiens, Pulse, deficient*—*p. Dicrotus, Pulse, dicrotic*—*p. Dorcassans, Pulse, caprizant*—*p. Durus, Pulse, hard*—*p. Elasticus, Pulse, supple*—*p. Fluctuosus, Pulse, undulating*—*p. Fluens, Pulse, undulating*—*p. Formicans, Formicant, and Pulse, formicant*—*p. Fortis, Pulse, strong*—*p. Fusalis, Pulse, caprizant*—*p. Gazellans, Pulse, caprizant*—*p. Heterochronicus, see Heterochronicus*—*p. Humilis, Pulse, low*—*p. Incidens Solani, Pulse, undulating*—*p. Intercidens, Pulse, intercurrent*—*p. Mallearis, Pulse, dicrotic*—*p. Intercisus, Pulse, dicrotic*—*p. Intercurrens, Pulse, intercurrent*—*p. Intestinalis, Pulse, dicrotic*—*p. Intricatus, Pulse, intricate*—*p. Magnus, Pulse, large*—*p. Mollis, Pulse, soft.*

PULSUS MYURUS, *Pulse, decurtate, P. sharp-tailed,* (F.) *Pouls myure.* One which goes on diminishing. See *Myurus.*

PULSUS NERVINUS, *Pulse of irritation*—*p. Normalis, Pulse, regular*—*p. Parvus, Pulse, small*—*p. Plenus, Pulse, full*—*p. Rarus, Pulse, slow.*

PULSUS SERRINUS, (F.) *Pouls serrin, P. ser-*

ratile. One which strikes, sometimes strongly, at others feebly, and recalls the idea of a saw.

PULSUS STRICTUS, (F.) *Pouls étroit*. One that strikes the finger to a small extent in breadth.

PULSUS SUDORALIS, Pulse of sweat—p. Tardus, Pulse, slow—p. Urinalis, Pulse, urinal—p. Uterinus, Pulse, uterine.

PULSUS VACUUS, (F.) *Pouls vide*. One which gives the idea of emptiness of the artery.

PULSUS VENA'RUM, *Venous Pulse, Phlebopallia*. A pulsation occasionally noticed in the jugular veins. It is owing to some of the blood of the right ventricle reflowing into the right auricle, and communicating an impulse to the venous blood arriving in the auricle through the descending cava. It is often a sign of impediment to the flow of blood along the pulmonary artery.

PULTATIO, Atheroma.

PULTICE, Cataplasm.

PULTICULA, *Bouillie*.

PULVERES EFFERVESCENTES, Powders, soda.

PULVERIZATION, *Pulverisatio, Pulveratio*, from *pulvis*, 'dust;' *Coniostosis*. The operation of dividing substances, so as to reduce them to powder.

PULVILLUS, Pad, *Bourdonnet*—p. e. *Linaementis confectus, Bourdonnet*—p. *Rotundus, Bourdonnet*.

PULVINAR, *Pulvinarium*. A pillow.

PULVINAR HUMULI, see *Humulus lupulus*.

PULVINAR MEDICATUM seu **MEDICINA'LE**, *Sacculus medicinalis*. A medicated pillow; as of hops.

PULVINAR PARVUM, Pad—p. *Ventriculi, Pancreas*.

PULVINULUS, Pad.

PULVIS, *Conis*, (F.) *Poudre*. A substance, reduced into small particles by pulverization. *Simple powders* are those of a single substance; *compound*, those which result from a mixture of several different powders. An *impalpable powder* is one which is so fine that it can scarcely be felt under the finger. A compound powder was, formerly, called *Spécies*, (F.) *Espèce*.

PULVIS ABSORBENS, P. de magnesiâ compos.—p. *Adpersorius*, *Catapasma*—p. *Alexiterius*, P. *contrayervæ* comp.—p. *Alexiterius*, P. *ipeacacanhæ* compos.—p. *Algarothi, Algaroth*.

PULVIS ALOES COMPOSITUS, *Compound powder of Aloes, Pulvis Aloës cum Guai'aco, P. aloëticius cum Guaiaco. (Aloës spicat. east. ʒiiss, guaiac. gum. res. ʒj, pulv. cinnam. comp. ʒss. Rub the aloes and guaiacum separately, then mix the whole. Ph. L.) Cathartic, stomachic, and sudorific. Dose, gr. x to ʒj.*

PULVIS ALOES CUM CANELLA, *Pulvis aloës et canellæ, Powder of Aloes with Canella, Species Hi'era picra, Hiera picra, Pulvis Aloëticius. (Aloës lbj, canella ʒiiij. Rub separately into a powder, and mix. Ph. U. S.) A warm cathartic. Dose, gr. x to ʒj.*

PULVIS ALOES CUM GUAIACO, P. A. compos.—p. *Aloëticus*, P. *aloes cum canella*—p. *Aloëticus, Hiera picra*—p. *Aluminosus*, P. *sulphatis aluminae* compos.—p. *Aluminis* compos.—p. *Aluminis kinosatus*, see P. *sulphatis aluminae* compos.

PULVIS DE AMARIS COMPOSITUS, *Pulvis an-*

tiarthriticus amarus, (F.) *Poudre antiarthritique amère. (Rad. gentian, aristolach. rotund., aa p. 3, flor. centaur. min. p. 4, fol. chamædr., chamæpith. manipul.—f. pulvis, Ph. P.) In gouty affections, dyspepsia, &c. Dose, gr. xx.*

PULVIS ANGELICUS, *Algaroth*—p. *Anodynus*, P. *ipeacacanhæ* comp.—p. *Antiacidus*, P. *cretæ* compos.—p. *Antiacidus*, P. de magnesiâ compos.—p. *Antiarthriticus amarus*, P. de amaris compos.—p. *Antiarthriticus purgans*, P. de sennâ, *scammonæ* et *lignis*—p. *Antiasthmaticus*, P. de sulphure et scillâ.

PULVIS ANTILYSUS, *Mead's Powder against the bite of a mad dog*. It consisted of ash-coloured liverwort in powder, with an equal quantity of black pepper; a drachm and a half of the two forming a dose for an adult.

PULVIS ANTIMONIALIS, *Antimonial powder*.

PULVIS DE ARO COMPOSITUS, *Compound Powder of Arum*, (F.) *Poudre of Birkmann, (Rad. ari, acori veri, pimpinell. saxifrag. aa 40 p. ocul. caneror. ppt. 12 p., cinnam. 7 p., potassæ sulph. 6 p., ammoniæ muriat. 2 p.—f. pulv. Ph. P.) Sternutatory*.

PULVIS AROMATICUS, P. *cinnamomi* compos.—p.

PULVIS ASARI COMPOSITUS, P. *sternutatorius*, P. *errh'nius*, P. *capit'alis Sancti An'geli*, P. *cephalicus, Cephalic snuff; Compound powder of Asarabacca, (F.) Poudre d'asarum composée dite sternutatoire, P. de Saint-Ange. (Folior. asar. Europ. p. tres., fol. origan. majorana, flor. lavand. spic., sing. p. I. Rub into powder. Ph. L.) Sternutatory*.

PULVIS AURI, see *Gold*—p. e. *Bolo* compos.—p. e. *Bolo* compos.—p. *Cambogiae* compos.—p. e. *gummi guttâ*—p. *Capitalis Sancti Angeli*, *Pulvis asari* compos.—p. *Carbonatis calcis* compos.—p. *cretæ* compos.—p. *Cardiacus*, P. *contrayervæ* comp.—p. *Carthusianorum, Antimonii sulphureum rubrum*—p. *Catharticus*, P. *scammonæ* comp.—p. *Cephalicus*, P. *asari* compos.

PULVIS CINNAMO'MI COMPOSITUS, *Compound Powder of Cin'namon, Pulvis seu Spécies Imperatoris, P. vitæ Imperatoris, P. Diaro'maton, Spécies diacinnamo'mi, S. laticifoliantis Rhazodra'gea aromatica, Spécies Diam'bræ sine odoratis, Spécies aromatica, Pulvis aromaticus (Ph. U. S.), (F.) Poudre de canelle composée ou aromatique. (Cinnam., zingib., aa ʒij, cardam., myrist. aa. ʒj. Rub to a fine powder. Ph. U. S.) Stimulant and carminative. Dose, gr. x to ʒj.*

PULVIS COBBII seu **TUNQUINENSIS**. The famous Tonquin powder, introduced into England by a Mr. Cobb. It was composed of 16 grains of musk, and 48 grains of cinnabar; and was mixed in a gill of arrack. It was formerly regarded as a specific in hydrophobia.

PULVIS COMITIS WARWICENSIS, P. *Cornachini*—p. *Comitissæ, Cinchona*.

PULVIS CONTRAYERVÆ COMPOSITUS, *Lapis contrayervæ, Contrayerva balls, Compound Powder of Contrayerva, Pulvis cardi'acus, P. alexit'rius, P. Mantuanus. (Contrayerva. rad. contrit. ʒv, test. præp. lbiss. Mix. Ph. L.) Stimulant and sudorific. Dose, gr. xv to ʒss.*

PULVIS CORNACHINI, *Diacetates' son Paracelsi, Earl of Warwick's Powder, Pulvis Ox-*

ydî Stib'is compos'itus, Pulvis Com'itis Warwicensis, Pulvis de Tribus, Cerberus Triceps, Pulvis Scammonii antimonialis, (F.) Poudre Cornachine. (Scammon. Alep., potass. supertart., antim. diaph. ã p. æ. f. pulvis. Ph. P.) Cathartic. Used chiefly in cutaneous diseases. Dose, ʒss to ʒj.

PULVIS CORNU USTI OPIÏ, Pulvis opiat'us, Powder of Burnt Hartshorn with opium, (F.) Poudre de corne brûlée avec l'opium. (Opîi duri cont. ʒj, corn. ust. præp. ʒj, coccor. cont. ʒj. Mix. Ph. L.) Ten grains contain one of opium. Anodyne.

PULVIS CRETACEUS, P. cretæ compositus.

PULVIS CRETÆ COMPOSITUS, P. Carbonatis Calcis compositus, Compound Powder of chalk, P. cretæ ceus, Species e Scorpio sine opio, Diascordium, Pulvis antac'idus, P. terres'tris, Species Diacretæ, (with Bole Armeniac in place of chalk—the Pulvis e Bolo compositus sine opio,) (F.) Poudre de craie composée. (Cretæ ppt. lbss, cinnam. cort. ʒiv, tormentill. rad., acaciæ gum., sing. ʒiij, pip. long. fruct. ʒiv. Reduce separately to a fine powder, and mix. Ph. L.) Antacid, stomachic, absorbent. Dose, gr. xx to ʒij.

PULVIS CRETÆ COMPOSITUS CUM OPIÏ, Compound Powder of Chalk with opium, Pulvis e Cretâ compositus cum opio (with Bole Armeniac instead of chalk—Pulvis e Bolo compositus cum opio,) Species e Scordio cum opio, (F.) Poudre de craie composée avec l'opium. (Pulv. cret. e. ʒvss, opîi duri cont. ʒiv. Mix. Ph. L.) Contains one grain of opium in 40. Anodyne and absorbent. Dose, ʒj to ʒij.

PULVIS DIAPHORETICUS, P. ipecacuanhæ comp.—p. Diapnoicus, P. ipecacuanhæ comp.—p. Diaromat'us, P. cinnamomi compositus—p. Diasene, P. sennæ compos.—p. Diaturpethi compositus, P. jalapæ compositus.

PULVIS DUCIS PORTLANDIÆ, Duke of Portland's Gout Powder. (Rad. aristoloch., gentianæ, summit. chamædr., centaur. min. ã p. æ.) Dose, ʒss to ʒj.

PULVIS EMMENAGOGUS, P. myrrhæ compositus—p. Epilepticus Marchionum, P. de magnesiâ compositus—p. Errhinus, P. asari compositus—p. Galactopæus, P. de magnesiâ compos.

PULVIS E GUMMI GUTTÂ, P. Cambog'icæ compositus, P. hydrago'gus, Camboge Powder, (F.) Poudre hydragogue ou de gomme gutte, P. de Quercetanus. (Rad. jalap. 24 p., rad. mechoacan. 12 p., cinnam., rhei. ã 8 p., gum. cambog. 3 p., fol. soldanellæ sicc. 6 p., semin. anisi 12 p., fiat pulvis. Ph. P.) A drastic cathartic. In anasarca and in worms. Dose, gr. xv to xxx.

PULVIS GUMMO'SUS ALKALI'NUS, Sapo vegetabilis, (F.) Poudre de savon végétal. (Guaiac. pulv. 32 p., potass. carb. 4 p. Make into a powder. Ph. P.) Antacid.

PULVIS EX HELMINTHOCORT'O COMPOSITUS, P. vermifugus absque mercu'rio, (F.) Poudre vermifuge sans mercure. (Fuc. helminthocort., sem. contra., summitat. absinth., tanacetî, fol. scordîi, sennæ, rhei. ã p. æ, fiat pulvis. Ph. P.) Dose, ʒj to ʒj.

PULVIS HYDRAGOGUS, P. e gummi guttâ—p. Hydrargyri cinereus, see Hydrargyri oxydum cinereum—p. Hypnoticus, Hydrargyri sulphuretum nigrum—p. Imperatoris, P. cinnamomi compositus—p. Incisivus, P. de sulphure et scillâ—p. Pro infantibus, P. de magnesiâ com-

pos.—p. Infantum, P. de magnesiâ compos.—p. Infantum antacidus, P. de magnesiâ compositus.

PULVIS IPECACUANHÆ COMPOSITUS, P. alexiterius, P. anodynus, P. diaphoreticus, P. diapnoicus, P. sudorificus Doveri, Compound powder of Ipecacuanha, P. Ipecacuanhæ et Opîi (Ph. U. S.), Dover's Powder, (F.) Poudre de Dover ou d'ipécacuanha et d'opium, P. de Dover. (Ipecacuanh. pulv., opîi pulv., sing ʒj, potassæ sulphat. ʒj. Mix.) Diaphoretic. Dose, gr. v to gr. xij.

PULVIS IPECACUANHÆ ET OPIÏ, P. ipecacuanhæ compos.

PULVIS JALAPÆ COMPOSITUS, P. Diaturpethi compositus, Compound powder of Jalap, Pulvis laxans, P. Purgans, P. laxativus vegetabilis, P. laxans cum salê, P. Jalap'æ salinus, P. j. tartaricus, Species Diapalapæ, (F.) Poudre de jalap composée. (Pulv. jalap. ʒj, potass. bitart. ʒij. Mix.) Cathartic. Dose, ʒj to ʒij.

PULVIS JALAPÆ SALINUS, P. jalapæ compositus—p. Jalapæ tartaricus, P. jalapæ compositus—p. de Jalapâ et scammonio compositus, P. scammonæ comp.—p. Jamesii, Antimonial powder—p. Jesuiticus, Cinchona—p. Joannis de Vigo, Hydrargyri nitrico-oxydum.

PULVIS KINO COMPOSITUS, Compound Powder of kino, (F.) Poudre de kino composée. (Kino ʒxv, cort. cinnam. ʒiv, opîi duri ʒj. Rub each to powder, and mix. Ph. L.) Astringent. Dose, gr. v to xx.

PULVIS LAXANS, P. jalapæ compositus—p. Laxans cum salê, P. jalapæ compositus—p. Laxativus vegetabilis, P. jalapæ compositus.

PULVIS DE MAGNESIÂ COMPOSITUS, P. Galactopæus, P. Nutricum, P. Infantum, P. Infantum antac'idus, P. pro Infantibus, P. antac'idus, P. absorbens, P. epilepticus Marchionum, Compound powder of Magnesiâ, (F.) Poudre absorbante et anti-acide. (Magnesiâ, sacchar. ã p. æ. Mix. Ph. P.)

PULVIS MANTUANUS, P. contrayervæ comp.—p. Marchionis, M. Pulvis—p. Mercurialis cinereus, Hydrargyri oxydum cinereum—p. ad Mucum pulmonalem liberius ciendum, P. de sulphure et scillâ.

PULVIS MYRRHÆ COMPOSITUS, P. e Myrrhâ compositus, Compound Myrrh Powder, Pulvis ad ulcera tendinum, (F.) Emmenagogus, (F.) Poudre Balsamique. (Myrrhæ, sabinæ, rutæ, castor. Russ. ã ʒj.) A stimulant, antispasmodic, and emmenagogue. Dose, gr. xv to xl.

PULVIS NUTRICUS, P. de magnesiâ compositus—p. Opiatus, P. cornu usti cum opio—p. Oxydi stibii compositus, P. cornachini—p. Parturiens, Ergot—p. de Phosphate calcis et stibii compositus, Antimonial powder—p. Principis, Hydrargyri nitrico-oxydum—p. Purgans, P. jalapæ compositus—p. Quercetanus, Hydrargyri submurias.

PULVIS QUERCÛS MARINÆ, Powder of Yellow Bladder-Wrack. (The wrack in fruit, dried, cleaned, exposed to a red heat in a crucible, with a perforated lid, and then reduced to powder. Ph. D.) Virtues dependent on iodine: used, consequently, in bronchœcele, &c. Dose, gr. x to xl.

PULVIS QUERCÛS MARINÆ, see Fucus vesiculosus.

PULVIS SCAMMONÆ COMPOSITUS, Compound Powder of Scammony, Pulvis e Scammonio compositus, Pulvis Scammonii, Pulvis de Ja-

lapè et *Scammo'no compositus dictus Catharticus*, (F.) *Poudre cathartique* ou *Poudre de Scammoné composée*. (*Scammon.*, ext. *jalap. dur.*, sing., ζ ij, *zingib. rad.* ζ ss. Rub separately to powder and mix. *Ph. L.*) Cathartic. Dose, gr. viij to gr. xv.

PULVIS SCAMMONII CUM ALOË, *P. e Scammonio cum Aloë*, *Scammony and Aloes Powder*. (*Scammon.* ζ vj, ext. *jalap. dur.*, *aloës Socotr.* aa ζ iss, *zing.* ζ ss.) Cathartic. Dose, gr. x to xv.

PULVIS SCAMMONII ANTIMONIALIS, *P. cornachini*.

PULVIS SENNÆ COMPOSITUS, *Compound powder of Senna*, *Pulvis e Sennâ compositus*, *P. e Sennâ compositus*, *Pulvis Diassênæ*, (F.) *Poudre de senné composée*. (*Sennæ folior.*, *potass. supertart.*, sing. ζ ij, *scammon.* ζ ss, *rad. zingib.* ζ ij. *Ph. L.*) Cathartic, hydragogue. Dose, Ïj to ζ j.

PULVIS DE SENNÂ, SCAMMONIO ET LIGNIS COMPOSITUS DICTUS ANTIARTHRITICUS PURGANS, (F.) *Poudre de Pérard*. (*Gum Arab.*, *potass. supertart.*, *fol. sennæ*, *chinæ*, aa 4 p., *scammon.*, *rad. sarsapar.*, *chinæ*, *guaiac. lign.* aa 2 p., fiat pulvis. *Ph. P.*) Purgative. Used to obviate gout. Dose, ζ j.

PULVIS STANNI, see Tin—*p. Sternutatorius*, *P. asari compositus*—*p. Stibiatus*, *Antimonial powder*—*p. Stypticus*, *P. Sulphatis aluminæ compositus*—*p. Sudorificus*, *P. ipecacuanhæ comp.*—*p. Sudorificus Doveri*, *P. Ipecacuanhæ compositus*.

PULVIS SULPHATIS ALUMINÆ COMPOSITUS, *P. aluminosus*, *P. aluminis kinosatus*, *Pulvis stypticus*, *Pulvis aluminis compositus*, *Alumen kinosatum*, *Compound Alum Powder*, (F.) *Poudre styptique* ou *d'alun composée*. (*Sulphatis aluminæ*, p. iv. *kino*, p. i. *Ph. E.*) Astringent. In intestinal hemorrhage and diarrhœa. Dose, gr. x to xv.

PULVIS DE SULPHURË ET SCILLÂ, *P. Antiasthmaticus*, *P. Incisivus*, *P. ad mucum pulmonalem liberius cindum*, (F.) *Poudre incisive* ou *anti-asthmaticque*. (*Sacchar. alb.* p. 3, *sulphur.* lot. p. 2, *scillæ. siccata.* p. j. *Ph. P.*) Dose, gr. v to ζ ss.

PULVIS DE SULPHATË POTASSÆ COMPOSITUS, *P. temperans Stahlîi*, (F.) *Poudre tempérante de Stahl*. (*Potass. sulph.*, *P. nitrat.* aa 9 p., *hydrarg. sulph. rubr.* 2 p. *Mix. Ph. P.*) As an antiphlogistic, and in acidity of the first passages. Dose, Ïj to Ïij .

PULVIS E SULPHURË TO HYDRARGYRI NIGRO ET SCAMMONIO DICTUS VERMIFUGUS MERCURIALIS, (F.) *Poudre vermifuge mercurielle*. (*Pulv. cornachin.*, *hydrarg. sulphuret. nigr.* recent. præp., aa p. æ. *Mix. Ph. P.*) Dose, Ïj to ζ ss.

PULVIS SYMPATHETICUS, *Sympathetic powder*—*p. Temperans Stahlîi*, *P. de sulphate potassæ compositus*—*p. Terrestris*, *P. cretæ compositus*.

PULVIS TRAGACANTHÆ COMPOSITUS, *Species Diatragacantha frigida*, *Pulvis e Tragacantha compositus*, *Compound Powder of Tragacanth*, (F.) *Poudre de gomme adragant composée*. (*Tragacanth. contus.*, *acaciæ gummi cont.*, *amyli.* sing. ζ iss, *sacch. purif.* ζ ij. *Ph. L.*) Demulcent. In coughs, &c. Dose, ζ ss to zïij .

PULVIS DE TRIBUS, *P. cornachini*—*p. Tunquinensis*, *P. Cobbii*—*p. ad Ulcera tendinum*, *P.*

myrrhæ compositus—*p. Vermifugus abaque mercurio*, *Pulvis ex helminthocorto comp.*—*p. Vermifugus mercurialis*, *P. e sulphureto hydrargyri nigro et scammonio*—*p. Vitæ Imperatoris*, *P. cinnamomi compositus*.

PUMEX, *Lapis pulmicis*, *Pumice*, (F.) *Pierre Ponca*. This was formerly employed as a desiccative and dentifrice.

PUMICE, *Pumex*.

PUMILIO, *Nanus*.

PUMILUS, see *Nanus*.

PUMP, BREAST, *Antlia lactea*—*p. Stomach*, *Antlia gastrica*.

PUNA, *Veta*, *Sorooco*, *Soroche*, *Mareo*, (S.) A sickness common in the elevated districts of South America, and elsewhere, which attacks those unaccustomed to breathe the rarefied atmosphere. It strongly resembles sea-sickness, with a most acute and depressing throbbing in the head. It does not often affect the respiration considerably.

PUNAISE, *Cimex*.

PUNASIE, *Ozæna*.

PUNCH, *Rhi'zagra*, from *pungere*, 'to prick.' *Repulsorium*, (F.) *Repoussoir*. A surgical instrument used for extracting the stumps of teeth. See *Lever*. Also, an agreeable alcoholic drink, made of spirit, wine, sugar, lemon juice and water. Milk is sometimes substituted in part for the water: it then forms *Milk-Punch*.

PUNCTA OSSIFICATIONIS, *Ossification*, points of—*p. Mucosa*, see *Acne*.

PUNCTICULA, *Petechie*.

PUNCTIO, *Paracentesis*, *Puncture*—*p. Nervi*, *Neuronygme*.

PUNCTUM AU'REUM, *Punctura aurea*. Formerly, when an intestinal hernia was reduced, by an incision made through the integuments down to the upper part of the spermatic vessels, a golden wire was fixed and twisted, so as to prevent the descent of any thing down the tunica vaginalis. Hence the term.

PUNCTUM SALIENS, *P. sanguineum saliens*, *Globulus sanguineus*, *Punctus ruber saliens*. The first moving point which makes its appearance after the fecundation of the germ. It has been generally, but erroneously, applied to the heart of the embryo.

PUNCTURA, *Paracentesis*—*p. Aurea*, *Punctum aureum*.

PUNCTURE, *Punctura*, *Punctio*, *Centesis*, *Paracentesis*, *Nyxis*, from *pungere*, 'to prick;' *Tressis Punctura*, (F.) *Piqure*. A wound made by a pointed instrument, as a sword, bayonet, needle, thorn, &c. A puncture is, generally, of trifling consequence; but, sometimes, it becomes important from the parts implicated, and the after consequences.

PUNCTURING. Same etymon. *Compunctio*, *Paracentesis*, (F.) *Ponction*. The operation of opening, by means of a trocar, lancet, &c., any natural or accidental cavity; with the view of evacuating any fluid, effused or accumulated therein. *Paracentesis* is a sort of puncturing.

PUNCTUS RUBER SALIENS, *Punctum saliens*.

PUNGENT, (F.) *Pongitif*. Pain is said to be pungent, when it seems as if a pointed instrument were forced into the suffering part.

PUNICA GRANATUM. The *Pomegranate*, *Rhoa*, $\rho\omicron\alpha$, *Rhæa*, $\rho\iota\alpha$, *Grana'tum*, *Malo-*

grana'tum, (F.) *Grenadier*: Family, Myrtoideæ. *Sex. Syst.*—Icosandria Monogynia. The rind of the fruit, called *Malicho'rium*, *Malaco'rium*, or *Malicorium*, and the flowers—called *Balaustine flowers*—are used in medicine. They have been employed both internally and externally as astringents. The seeds are called *Cocco'nes*, *κοκκωνες*. The portion, however, of the plant, that has attained most celebrity, is the bark of the root, *Granati Radicis Cortex*, which appears to be very efficacious in tænia. It is given in decoction, (*Granat. rad. cort.* ʒij; *Aquæ Oij*, boiled to Oiss.) Dose, f. ʒij, every half hour. Three or four doses are usually sufficient to expel the worm.

The bark contains a peculiar matter called *Grenadin*.

PUNK, *Boletus ignarius*.

PUOGENIA, *Pyogenia*.

PUPIL, *Pupilla*, *Pu'pula*, *Pupill'io*, *Vis'io*, *Opsis*, *Corè*, *Cora*, *Rhoæ*, *Fene'stra* seu *Nigrum* seu *Fora'men Oculi*, *Prunel'la*, *Lumen*, *Glenè*, *Sight of the eye*, (F.) *Pupille*, *Prunelle*. The aperture of the iris, through which the rays of light pass that have to impress the image of an object on the retina. This aperture can be dilated or contracted so as to allow a greater or smaller quantity of luminous rays to penetrate. The pupil, in man, is round, and by it the anterior and posterior chambers of the eye communicate with each other. In the fetus, during the first six months of gestation, it is closed by the pupillary membrane.

PUPIL, CLOSURE OF THE, *Synezisis*.

PUPILLÆ VELUM, Pupillary membrane.

PUPILLARIS HERBA, *Lapsana*.

PUPILLARY, *Pupilla'ris*. That which belongs to the pupil.

PUPILLARY MEMBRANE, *Membrana Pupilla'ris*, *Pupillæ velum*, *Membrana Wachendorfa'na*. The central aperture of the iris is closed, in the fetus, during a certain period of gestation, by a very thin membrane. It disappears in the seventh month.

PUPPET ROOT, *Veratrum viride*.

PUPPIS OS, Frontal bone.

PUPULA, *Pupul*.

PUPULÆ, *A'pices digito'rum*. The pulps or extremities of the fingers.

PURBLINDNESS, *Myopia*.

PURGAMENTA, Excrement—p. Alba, Leucorrhœa—p. Infantis, Meconium—p. Puerperii, Lochia—p. Uteri, Lochia.

PURGANS MEDICAMENTUM, Cathartic.

PURGATIO, Catharsis—p. Alvi, Catharsis—p. Muliebris alba, Leucorrhœa—p. Puerperii, Lochia.

PURGATIONES, Menses—p. Menstruæ, Menses.

PURGATIONS, Menses.

PURGATIVE, *Purgativus*, *Purgans*, *Moch'licus*, *Catoreticus*, *Catotericus*, *Cathar'tic*, (F.) *Purgatif*, from *purgare*, 'to cleanse.' A medicine which operates more powerfully on the bowels than a laxative, stimulating the muscular coat, and exciting increased secretion from the mucous coat.

PURGE ROOT, *Euphorbia corollata*.

PURIFICANS, *Purificus*, from *purificare*, 'to make pure or clean.' Purifying; hence:—PURIFICANTIA; Medicines that cleanse or purify the blood.

PURIFICUS, Purificans.

PURIFORM, *Puriformis*; from *pus*, and *forma*. That which has the appearance of pus.

PURO-HEPATITIS, see Hepatitis.

PURO-MUCOUS, *Puro-muco'sus*, from *pus*, *puris*, and *mucus*. Having the character or appearance of pus and mucus.

PURPLES, *Purpura hæmorrhagica*.

PURPURA, *Por'phyra*, 'a purple colour.'

This word has been employed in many senses. It generally means, livid spots on the skin from extravasated blood, with languor and loss of muscular strength, pains in the limbs.—(F.) *Pourpre*.

In *Purpura Simplex*, *Porphyra simplex*, *Pete'chiæ sine febrè*, *Pelio'sis*, *Phænig'mus Petechia'lis*; *Profusio subcutanea*, *Pete'chial Scurvy*, the spots are numerous, but small and flea-bite-shaped; chiefly on the breast, arms, and legs; with paleness of countenance.

In *Purpura Hæmorrhag'ica*, *Porphyra hæmorrhagica*, *Stomac'acè universalis*. *Hæmorrhagia universa'lis*, *Pete'chian'sis*, *Morbus maculo'sus hæmorrhag'icus Werlhof'ii*, *Pelio'sis hæmorrhag'ica*, *Scurbutus*, *Schorbutus*, *Hæmorrhæ'a pete'chialis*, *Hæmatospilia*, *Land Scurvy*, *Purples*, (F.) *Scurbut*, *S. de Terre*, *Maladie de Werlhof*, *Hémacélinose*, *Peliose hæmorrhagique*—the spots are circular, and of different sizes; often in stripes or patches, irregularly scattered over the thighs, arms, and trunk; with occasional hæmorrhage from the mouth, nostrils, or viscera, and great debility and depression of spirits.

In *Purpura Nautica*, *Porphyra nautica*, *Scurbutus*, *Pechtyr'bè*, *Gingibra'chium*, *Gingipe'dium*, *Sceloty'r'bè*, *Stomac'acè*, *Scurbutus nauticus* or *Sea scurvy*, (F.) *Scurbut*, there are spots, of different hues, intermixed with the livid, principally at the roots of the hair; the teeth are loose; the gums are spongy and bleeding; the breath is fetid, and the debility universal and extreme. This occurs chiefly at sea, after exposure to a moist, cold, foul atmosphere; with long use of one kind of food and of stagnant water.

All these varieties of purpura resemble each other considerably. In the first two, however, there seems, at times, to be some excitement, which has led to the employment of purgatives, and even of bleeding, with advantage. They are dependent upon a peculiar diathesis, which has been termed *Scurbutic Cachex'ia*, *Lues Scurbutica*, and *Cacochym'ia Scurbutica*. Generally speaking, the use of the mineral acids will be indicated; and in sea scurvy, vegetable acids must be regarded as the best antiscorbutics. Nitre is, also, a good antiscorbutic, and in cases of great prostration it may be united with Peruvian bark or turpentine. Tamarinds and cream of tartar, made into drink, are also serviceable. But the great remedy is change from low to cheerful spirits; from filth to cleanliness; and from a cold and damp, to a temperate and dry climate, with change of food, and especially the use of green vegetables.

The general principles of management are the same in sea, as in land scurvy.

PURPURA, Scarlatina—p. Alba benigna et maligna, Miliary fever—p. Maligna, Petechia—p. Miliaris, Miliary fever—p. Puerperarum, Miliary fever—p. Urticata, Urticaria.

PURPURISSUM, *Hydrargyri sulphuretum rubrum*.

PURSE, *Scrotum*.

PUR'SINESS, *Dyspno'a pinguedino'sa*, (F.)

Pousse. Dyspnoea accompanied with oppressive fatness.

PURSLAIN, *Portulaca*—p. Milk, *Euphorbia corollata*—p. Water, *Veronica beccabunga*.

PURULENT, *Purulentus*, *Empyos*, *Pyodas*, *Pyicus*. That which has the character of pus or consists of pus; as *purulent matter*, *a purulent collection*, &c.

PURULENTIA, Suppuration.

PURVAIN, *Verbena officinalis*.

PUS, *Matter*, *Humor purulentus*, *Pyon*, *Pyono'ma*. A secretion from inflamed textures, and especially from the cellular membrane. It is, almost always, of the same nature, whatever may be the part it proceeds from. Pus of a good quality,—*laudable pus*, *Pus bonum seu laudabile* seu *nutritivum* seu *verum*, (F.) *Pus* *laudabile*, is of a yellowish-white colour, opaque, inodorous, and of a creamy appearance. Heat, acids, and alcohol coagulate it. When analyzed by Schwilgué, it afforded albumen and water, a particular extractive substance, and a small quantity of soda, phosphate of lime, and other salts. Normal pus consists essentially of two distinct parts, *pus corpuscles* or *pus globules*, and a colourless aqueous fluid, *liquor puris*, in which the corpuscles are suspended.

PUS BONUM, see **PUS**—p. **CORPUSCLES**, see **PUS**—p. **CORROSIVUM**, **SANIES**—p. **GLOBULES**, see **PUS**—p. **LAUDABILE**, see **PUS**—p. **LOUABLE**, see **PUS**—p. **MALIGNUM**, **ICHOR**—p. **MALIGNUM**, **SANIES**—p. **NRITIVUM**, see **PUS**—p. **VERUM**, see **PUS**.

PUSILLA TUM, *Pusilla'tum*, from *pusillus*, 'small.' A coarse powder.

PUSILLUS, *Nanus*.

PUSTULA, *Pustule*—p. **ARDENS**, **Eczema**—p. **ORIS**, **Aphthæ**.

PUSTULÆ SICCÆ, *Lichen*.

PUSTULATION, *Pustula'tio*; from *pustula*, 'a pustule.' The formation of pustules.

PUSTULE, *Pustula*, from *pus*: *Ecpye'sis*, *Ethy'ma*, *Benath*, *Bubæ*, *Epanastasis*. An elevation of the cuticle, with an inflamed base containing pus. Willan and Bateman reckon four varieties of pustules: *Phlyza'cium*, *Psudra'cium*, *Achor* and *Fovus*. The variolous pustule is often called, by the French, *Grain*; by us, *Pock*.

PUSTULE MALIGNÆ, see **ANTHRAX**.

PUSULATUM, *Pusillatum*.

PUTIUM, *Prepuce*.

PUTREDO, *Hospital Gangrene*, *Putrefaction*.

PUTREFACTIO, *Putrefactio*, *Putrescentia*, *Sepsis*, *Sap'rotas*, *Putrid fermentation*, *Putrefactive fermentation*, from *putris*, *putre*, 'rotten,' and *facere*, 'to make.' A decomposition, experienced by animal substances, when deprived of life and placed under particular substances. The presence of water is indispensable. The temperature most favourable to it, is from 60° to 90° of Fahrenheit. The most common products of putrefaction are water, carbonic acid, acetic acid, ammonia, carburetted hydrogen, and a semi-putrid substance, which is volatilized and has an infected odour. It has been supposed that something like putrefaction may occur in the living body, as in case of putrid fever. To this condition, Piorry has given the name *Typhoæ'mia*, conceiving it to be owing to alteration of the blood by putrid animal matters. *Putrefaction* signifies the state of becoming putrid:

whilst putridity, *Putredo*, *Putriditas*, (F.) *Putrefactio*, is the state of rottenness.

PUTRESCENT, *Hyposaprus*—p. **POISON**, see **POISON**.

PUTRESCENTIA, *Putrefaction*—p. **UTERI GRAVIDI**, *Hystero-malacia*.

PUTRID, *Putridus*, *Sapros*, (F.) *Putride*, from *putrere*, 'to rot.' An epithet for some affections, in which the matters excreted and the transpiration itself exhale a smell of putridity. It is particularly applied to typhus.

PUTRIDITAS, see **PUTREFACTIO**.

PUTRIDITY, see **PUTREFACTIO**.

PUTRILLAGO, *Putror*, (F.) *Putrilage*. Same etymon. The putaceous matter or *slough*, which forms in certain gangrenous and other ulcers, and is thrown off.

PUTROR, *Putrilage*.

PUTZOCHELL, see **MYROXYLON PERUIFERUM**.

PYARTH'RUM, from *πυρ*, 'pus,' and *αρθρον*, 'joint.' A suppurated joint.

PYCNIGMASTICA, *Incrassantia*.

PYCNOSIS, *Inspissatio*.

PYCNOTICA, *Incrassantia*.

PYECCHYSIS; from *πυρ*, 'pus,' and *εκχυσις*, 'effusion.' An effusion of pus.

PYELITIS, from *πυελος*, 'pelvis,' and *itis*, denoting inflammation. Inflammation of the pelvis and calices of the kidney.

PYELOMETER, *Pelvimeter*.

PYELONEPHRITIS, from *πυελος*, 'pelvis,' *νεφρος*, 'kidney,' and *itis*, denoting inflammation. Inflammation of the kidney and of the pelvis and calices.

PYELOS, *Pelvis*.

PYEMESIS, *Pyoemesis*.

PYESIS, *Suppuration*.

PYETIA, *Colostrum*.

PYGE, *Nates*.

PYGME, *Forearm*.

PYGODIDYMUS, *Didymus symphyoperiæus*, *Pygopages*; from *πυγη*, 'the nates,' and *διδυμος*, 'a twin.' A monstrosity, in which twins are united by the sacrum and coccyx.

PYGOPAGES, *Pygodidymus*.

PYICUS, *Purulent*.

PYLE, *Porta*.

PYLEMPHRAXIS, from *πυλη*, 'porta,' 'a gate,' and *εμφραξις*, 'obstruction.' Obstruction of the vena portæ.

PYLORIC, *Pyloricus*. Same etymon as *pylorus*. That which relates to the pylorus. An epithet given to different parts.

PYLORIC ARTERY, *Artéria Coronaria dextra*, (F.) *Petite artère gastrique droite*, arises from the hepatic, and is distributed to the pylorus and to the lesser curvature of the stomach, anastomosing, particularly, with the *A. coronaria ventriculi* and *A. gastro-epiploica dextra*.

PYLORIC VEIN follows the same distribution as the artery.

PYLORUS, *Janitor*, *Portonarium*; from *πυλη*, 'a gate,' and *φυλας*, 'a guardian;' *Ostium ventriculi duodenale* seu *pyloricum* seu *dextrum* seu *inferius*, *Orificium dextrum* seu *inferius* seu *Egreesus* seu *Ostium inferius* seu *Anulus* seu *Sphincter ventriculi*, *Ostiaris*, *Hostiaris*, (F.) *Pyloro*. The lower or right orifice of the stomach—*Orifice intestinal*, (Ch.)—is called *Pylorus*, because it closes the entrance into the intestinal canal, and is furnished with a circular, flattened, fibro-mucous ring, which occasions the total closure of the stomach during

digestion in that organ. This ring has been called the *Valve of the Pylorus*, *Sphincter Pylori*, *Pylorus propriè sic dictus*, (F.) *Valvule du pylore*. It is a fold of the mucous and muscular membranes of the stomach; and is the *Pyloric muscle* of some authors.

PYOBLENNICUS, Mucopurulent.

PYOBLENNORRHŒA; from *πυον*, 'pus,' *βλενω*, 'mucus,' and *ερω*, 'I flow.' A discharge of puriform mucus.

PYOCENOSIS; from *πυον*, 'pus,' and *καωσις*, 'evacuation.' Evacuation of pus.

PYOCHEZIA, *Diarrhœa purulenta*; from *πυον*, 'pus,' and *χεζω*, 'I go to stool.' Discharge of pus by stool. Purulent diarrhœa.

PYOCŒLIA, *Ascites purulenta*, from *πυον*, 'pus,' and *κοιλια*, 'the belly.' Pus in the abdominal cavity.

PYOCYSTIS, Vomica.

PYODES, Purulent.

PYODEMA; from *πυον*, 'pus,' and *οιδημα*, 'swelling.' Tumefaction of the surface owing to effusion of pus.

PYOËMESIS, *Pyemesis*, *Vomitus purulentus*; from *πυον*, 'pus,' and *εμεσις*, 'the act of vomiting.' Vomiting of pus.

PYOGENESIS, Pyogenia.

PYOGENIA, *Pyogenia*, *Pyogenesis*, *Pyopœsis*; from *πυον*, 'pus,' and *γενεσις*, 'generation.' Generation of pus. The theory or mechanism of the formation of pus. Some have believed that pus is formed by the arterial system, and is deposited, by way of excretion, in the inflamed parts; others, that it is formed by the destruction of solid parts. These opinions are, however, inadmissible; and pus is now regarded as mainly the product of a particular secretion in the diseased part.

PYOGENIA CORROSIVA, Ulceration—p. Simplex, Suppuration.

PYOGENIC, *Pyogenicus*; same etymon. Having relation to the formation of pus.

PYOHŒMIA, from *πυον*, 'pus,' and *αιμα*, 'blood.' Alteration of the blood by pus.

PYOID GLOBULES, see Pus.

PYOMETRA, *P. purulenta*, from *πυον*, 'pus,' and *μητρα*, 'womb.' A collection of pus in the uterus.

PYOMETRA PURULENTA, Pyometra.

PYON, Pus.

PYONŒPHRITE, see Nephritis.

PYONOMA, Pus.

PYOÏTORRHŒA, Oitrrhœa.

PYOPERICARDIA, *Pyopericardium*, from *πυον*, 'pus,' *περι*, 'about,' and *καρδια*, 'the heart.' A collection of pus in the pericardium.

PYOPHTALMIA, Hypopyon.

PYOPLEURITE, Empyema.

PYOPŒSIS, Pyogenia.

PYOPTYSIS, from *πυον*, 'pus,' and *πτωω*, 'I spit.' Spitting of pus.

PYORRHAGIA, from *πυον*, 'pus,' and *ραγη*, 'violent rupture.' A sudden discharge of a large collection of matter.

PYORRHŒA, from *πυον*, 'pus,' and *ρωω*, 'I flow.' A discharge of pus.

PYORRHŒA ALVINA, Pyochezia—p. Aurium, Oitrrhœa—p. Nasalis, Ozœna—p. Palpebræ, Blepharopyorrhœa—p. Urinalis, Pyuria—p. Viarum lacrymalium, Dacryopyorrhœa.

PYOSIS, Hypopyon, Pterygion, Suppuration—p. Pectoris, Empyema.

PYOTHORAX VERUS, Empyema.

PYOTORRHŒE, Otorrhœa.

PYOTURIA, Pyuria.

PYR, Fever.

PYRA, Anthrax—p. Crustumina, Crustumatum—p. Crustumina, Crustumatum.

PYRAMID, *Pyramis*, *Eminentia pyramidalis tympani*, from *πυρ*, 'flame,' which has a conical appearance. (?) A small, bony projection in the cavity of the tympanum, which is excavated, to lodge the muscle of the stapes Also, the *Centre-pin* of the trephine.

PYRAMID, see Calumba, and Vermiform processes—p. of Malacarne, Vermiform process, inferior.

PYRAMIDAL DE L'ABDOMEN, *Pyramidalis abdominis*—p. *de la Cuisse*, *Pyramidalis*—p. *du Nez*, *Pyramidalis nasi*—p. *Stapedien*, *Stapedius*.

PYRAMIDALE, (OS), Cuneiform, (bone.)

PYRAMIDALIS ABDOMINIS, *Musculus Fallopii* vel *sucentorius* vel *auxiliarius*, (F.) *Pubio-ombilical*, *Pubio-sous-ombilical*, (Ch.) *Pyramidal de l'abdomen*. A small, fleshy pyramidal fasciculus, whose existence is not constant; and which is inserted, by its base, into the upper part of the pubis, and terminates, by its summit, at the inferior part of the linea alba. When it contracts it stretches the linea alba.

PYRAMIDALIS, *P. Femoris*, *Iliaeus externus*, *Pyramiformis*, *Piriformis*, *Primus et superior quadrigeminus*, (F.) *Sacro-trochanterien*, (Ch.) *Pyramidal de la cuisse*. A flat, triangular muscle, situate at the posterior part of the pelvis. By its base, it is attached to the anterior surface of the sacrum; to the corresponding surface of the great sacro-sciatic ligament and to the posterior part of the ilium. It terminates by a tendon, which is attached to the inner surface of the great trochanter. This muscle is a rotator of the thigh outwards, or of the pelvis in an opposite direction.

PYRAMIDALIS FEMORIS, *Pyramidalis*.

PYRAMIDALIS NASI, *Procœrus nasi*, *Nasum dilatans*, (F.) *Fronto-nasal* (Ch.), *Pyramidal du nez*. A thin, triangular muscle, which has its summit upwards. Above, it is continuous with the occipito-frontalis. It descends vertically before the root of the nose, on which it terminates; becoming confounded with the transversalis. This muscle wrinkles the skin of the root of the nose transversely, and stretches that which covers the tip.

PYRAMIDES ANTÉRIEURES, *Corpora pyramidalia*—p. *Ferrein*, *Ferrein*, pyramids of—p. *Malpighianæ*, *Papillæ of the kidney*—p. *Postérieures du cerelet*, *Corpora restiformia*.

PYRAMIDS, **POSTERIOR**, *Corpora restiformia*—p. of *Wistar*, *Sphenoidal cornua*.

PYRAMIS, *Penis*, *Pyramid*—p. *Cochlææ*, *Modiolus*—p. *Trigona*, see *Temporal bone*.

PYRCŒA, *Incendium*.

PYREC'TICA, 'febrile;' from *πυρετος*, 'fever.' Fevers: the first order in the class *Hæmatica* of Good.

PYRENOIDES, *Odontoid*.

PYRËTHRE, *Anthemis pyrethrum*.

PYRETHRUM, *Anthemis pyrethrum*, *Urtica*—p. *Parthenium*, *Matricaria parthenium*—p. *Sylvestre*, *Achillea ptarmica*.

PYRETICO'SIS; from *πυρ*, 'fire,' and *πυρετος*, 'fever;' *Morbus febrilis*. A febrile affection.

PYRETICUS, Febrifuge.

PYRETOGRAPHIA, from πυρετις, 'fever,' and γραφή, 'a description.' A description of fever.

PYRETOL'OGY, *Pyretolog'ia*; from πυρεταρ, 'fever,' and λόγος, 'a discourse.' *Pyrol'ogy*. A treatise on fevers. A title sometimes given to a monograph on fever.

PYRETOS, Fever.

PYREXIA, *Pyrex'is*. Same etymon as the next. Fever. The febrile condition. Also, a paroxysm of fever—*Paroxysmus febrilis*.

PYREXIAE, from πυρ, 'fire.' *Febrile diseases*. The first class of Cullen's Nosology.

PYRI MARTIALES, Ferrum tartarizatum.

PYRIA, Fomentation, Vaporarium.

PYRIATERIUM, Vaporarium.

PYRICAUSTUM, Burn.

PYRIFORMIS, Pyramidalis.

PYRIPH'LEGES, πυριφλεγης, from πυρ, 'fire,' and φλεγω, 'I burn.' One who has a burning fever.

PYRITES, IRON, Ferri sulphuretum.

PYRMONT, MINERAL WATERS OF. A celebrated mineral spring, on the Weser, in Westphalia, four leagues from Hamelut. The waters are tonic, and contain chlorides of sodium and magnésium, sulphates of soda and magnesia, and carbonates of iron, lime, and magnesia dissolved in carbonic acid, with some resinous principles. It is a highly carbonated chalybeate.

ARTIFICIAL PYRMONT WATER may be formed of *Epsom salt*, gr. xv, *Common salt*, gr. v, *Magnesia*, gr. x, *Iron filings*, gr. v, *Water*, Oij. Impregnated with the gas from *Marble powder* and *Sulphuric acid*, ãã ʒvij.

PYRENUS, Spiritus rectificatus.

PYR'OLA, *P. rotundifolia*, Round-leaved wintergreen. Order, Pyrolacæ. This plant was once used as a gentle astringent and tonic.

PYR'OLA MACULA'TA, Spotted *Pipsis'sewa*, Whiteleaf, White *Pipsis'sewa*, King cure, Ground-holly, *Rheumatism weed*, &c., has similar properties.

PYROLA UMBELLA'TA, *Chimaph'ila* vel *Chimoph'ila umbella'ta*, *C. Corymbo'sa*, Ground-holly, *Pipsis'sewa*, Wintergreen, *Rheumatism weed*, *Herbe a pisser* (Canada). This common American plant is allied to the *uva ursi*, in botanical as well as medical qualities. It is tonic and diuretic. The bruised leaves irritate the skin. From the decoction or infusion an agreeable beverage may be formed by adding sugar, ginger to flavour it, and yeast to produce fermentation. Under the name *Pipsis'sewa Beer* it has been used in scrofulous affections.

PYROLEUM OSSIUM RECTIFICATUM, Oleum animale Dippelii.

PYROLIGNEOUS ACID, *Ac'idum Pyroaceticum*, *A. Ligni pyro-oleo'sum*, *A. Aceticum empyreumaticum*, *A. Ligno'sum*, *Pyrolig'nic Acid*, (F.) *Acide Pyroligneux*, *Vinaigre de bois*. An acid; obtained by distillation, from wood; coal, &c., which was once believed to be of a peculiar character. It is now known to be formed of acetic acid and an empyreumatic oil, from which it may be freed; and, in this state, is sold in commerce for *Acetum destillatum*. It is used for similar purposes as distilled vinegar, and for preserving animal substances. It has also been used as an antiseptic in gangrene and sphacelus, and to fowl ulcers; wherever in-

deed creasote is indicated.—The dose of the impure pyroligneous acid internally is from 5 to 30 drops, three or four times a day.

PYROMANIA; from πυρ, 'fire,' and mania. Insanity, with an irresistible desire to destroy by fire.

PYROPHAGUS, *Igniv'orus*, from πυρ, 'fire,' and φαγω, 'I eat.' One who eats fire. A juggler, who eats bodies in a state of ignition.

PYROS, Triticum.

PYROSIS, from πυρ, 'fire,' 'the act of burning.' *Ptyalis'mus pyros'icus*, *Limo'sis cardial'gia sputato'ria*, *Ardor stom'achi*, *A. Ventric'uli*, *Cardial'gia sputatoria*, *Pyrosis Suc'ica*, *Apoceno'sis vomitus pyrosis*, *Dyspepsia pyrosis*, *Cnismoreg'ma*, *Ebulli'tio stom'achi*, *Ore'is* (of some), *Waterbrash*, *Waterqualm*, *Blackwater*, (F.) *Ardeur de l'Estomac*, *Fer chaud*, *Cremason*, *Soda*, *Gorgosset*: This affection consists of a hot sensation in the stomach, with eructations of an acrid, burning liquid, that causes a distressing sensation in the parts over which it passes. Attention to diet, and the use of bitter absorbents, will usually relieve, when the disease is functional. Occasionally, it is symptomatic of organic disease of the stomach.

Pyrosis also signified, of old, inflammation, gangrene, and a burn.

PYROSIS SUECICA, Pyrosis.

PYROSOPHIA, Chymistry.

PYROTECHNIA, Chymistry.

PYROTECH'NY, *Pyrotechn'e*, from πυρ, 'fire,' and τεχνη, 'art.' Art of making fireworks, &c. Also, chymistry. M. Percy has used the term *Pyrotechnie Chirurgicale* for the art of applying fire or the actual cautery in surgery.

PYROTHONIDE; from πυρ, 'fire,' and ὀβον, 'linen.' *Liquor pyro-oleo'sus e lin'teo para'tus*. A kind of pyrogenous or empyreumatic oil produced by the combustion of textures of hemp, linen, or cotton in a copper vessel. The brown product is acid. Its medical properties probably resemble those of creasote. Diluted with three or four times its weight of water, it has been used as a gargle in cyananche tonsillarlis, but it is not now employed.

It is said, also, to be a popular remedy for tooth ache and skin diseases. When prepared from rags, it is called *rag oil*; when from paper, *paper oil*.

PYROTECHNIA, Caustic.

PYRUS CYDONIA. The *Quince Tree*, (F.) *Coignassier*. Family, Rosacæ. *Sex. Syst.* Icosandria Pentagynia. The fruit is termed *Cydonium Malum*, *Malum Canum*, *Malum coto'neum*, *Malum cydo'nium*, *Quince*, (F.) *Coign*. Quince seeds are sometimes used in decoction as a demulcent. The fruit makes a pleasant preserve.

PYRUS MALUS, *Melea*. The *Apple Tree*, (F.) *Pommier*. Apples are an agreeable fruit when ripe. When unripe, they disagree, especially with those of weak digestive powers. The same may be said of the pear: the fruit of the *Pyrus commun'is*, *Apios*, *P. Sorbus*, *P. Sati'va*, (F.) *Poirier*.—Apple, (F.) *Pomme*.—Pear, (F.) *Poire*.

Apple Brandy is a spirituous liquor obtained from the juice of the apple, and much used in the United States.

PYTIA, Colostrum.

PYTISMA, Sputum, Sperm.

PYULCON, from πυωρ, 'pus,' and εικω, 'I

extract? (F.) *Tire-pus*. A surgical instrument for extracting pus from any cavity. Many pyulca have been employed, all of which act as exhausting syringes.

PYURIA, *Pyoturia*, *Pyorrhœa urinæ*, from *πυον*, 'pus,' and *ουρον*, 'urine.' Discharge of purulent urine: a symptom which occurs in many diseases; particularly in cases of renal calculi, and in organic affections of the bladder.

It receives various epithets, according to the part whence the pus proceeds:—as *Pyuria urethralis*, *P. renalis*, and *P. vesicalis*.

PYURIA CHYLOSA, *Chyluria*—p. *Lactea*, *Chyluria*—p. *Mucosa*, *Cystirrhœa*—p. *Serosa*, *Cystirrhœa*—p. *Viscida*, *Cystirrhœa*.

PYXIS, *πυξίς*. A box; a pill-box. Also an emollient ointment.—*Ætius* and *Paulus*.

PYXIS, *Βοίτε*, see *Cotyloid*.

Q.

Q. see *Abbreviation*.

QUABEBE, *Piper cubeba*.

QUACK, *Charlatan*.

QUADRANS, *Quarta pars libræ*. A quarter of a pound. Three ounces (Troy).

QUADRANTAL, *Amphora*.

QUADRATUS, *Depressor labii inferioris*—q. *Dorsi*, *Q. lumborum*.

QUADRATUS FEMORIS, *Quadratus*, from *quadra*, 'a square;' *Quartus quadrigeninus quadratus*, (Ch.) *Tuber-Ischio-trochantérien*, *Ischio-sous-trochantérien*, (F.) *Carré de la Cuisse*. A muscle situate at the posterior and upper part of the thigh. It is thin, flat, and quadrilateral, and is attached to the outer part of the tuberosity of the ischium; whence it proceeds transversely to the inferior part of the posterior margin of the great trochanter. It rotates the limb, turning the toe outwards.

QUADRATUS GENÆ, *Platysma myoides*—q. *Radii*, *Pronator radii quadratus*.

QUADRATUS LUMBORUM, *Quadratus seu Lumbæris externus*; *Flectens par lumborum*, *Quadratus dorsi*, (F.) *Ilio-costal* (Ch.) *Ilio-lumbico-stal*, *Carré des lombes*. A flat, somewhat thick, irregularly quadrilateral muscle, situate in the loins, at the sides of the vertebral column. It is attached, below, to the crista ili and ilio-lumbar ligament; and above, to the inferior margin of the last rib; and besides, to the base of the transverse processes of the last four lumbar vertebrae. This muscle inclines the loins to its side; depresses the last rib, and is thus a muscle of respiration. It can also raise the hip.

QUADRIGEMINA TUBERCULA, *Eminentia Quadrigenina*, *Optic Lobes*, *Optic Ganglia*, *Pons Sylvii*, *Corpora quadrigenina*, *Nates et Testes*, *Corpora bigemina*, (F.) *Tuberces quadrigenæux*, *Eminences bigemines*. Four medullary tubercles, situate at the posterior surface of the tuber annulare. They are white, externally; gray, internally; oblong; rounded; connected by pairs, and separated by two grooves, which divide them crucially. Of these tubercles—the superior, called *nates*, *Tubercula anteriora*, *Glu'tia*, are larger and more prominent than the lower, called *testes*, *Tubercula posteriora*. The pineal gland corresponds exactly to the point of intersection of the two furrows that separate them.

QUADRIGEMINUS PRIMUS ET SUPERIOR, *Pyramidalis*—q. *Quadratus quartus*, *Quadratus femoris*—q. *Secundus et tertius*, *Ischio-trochanterianus*.

QUAHOIL, *Cacao*.

QUAIL, *Tetrao coturnix*.

QUANDROS. Ancient name for a precious stone, believed to exist in the brain of the vulture; and to which was attributed the property of augmenting the secretion of milk, and preserving from deadly accidents. No such stone exists.

QUARANTINE, from (I.) *Quarant'ina*; itself from *quaranta*, 'forty.' (F.) *Quarantaine*. The time during which travellers, returning from a country where the plague or any other pestilential disease exists, are compelled to remain on board ship or in a lazaretto. They, as well as the ship, are said 'to perform quarantine.' Quarantine is sometimes extended beyond forty days, whilst its duration is frequently much less. It is sometimes enforced by land; for example, when contagious diseases require the establishment of *cordons sanitaires*, and when persons are desirous of leaving infected districts. During quarantine, no communication is allowed between the travellers and the inhabitants of the country. Quarantine is a great impediment to commerce; and is, doubtless, very frequently enforced when there is but little danger of contagion. The evils, however, that might arise from the introduction of a widely-spreading contagious disease, are so disastrous, as to induce legislators to maintain these laws in perhaps an unnecessary degree of rigour.

QUARTAN, 'of or belonging to the fourth.' *Quarta'na Febris*, *An'tetus Quartanus*, *Tetartæus*, *Quartan Ague*, (F.) *Quarte*. An intermittent, the paroxysms of which recur every 4th day, leaving between them two days' interval. We speak also of the *Quartan Type*. A *Double Quartan* is one in which one paroxysm occurs on the third and another on the second day, so that there is only one day of apyrexia and two of paroxysms in succession;—the paroxysms of every 4th day resembling each other. A *Triple Quartan* is one in which there is a paroxysm every day; and on every three days the paroxysms correspond. A *redoubling or repeating quartan*, (F.) *Fièvre quarte doublée*, is one in which there are two paroxysms every 4th day. See *Intermittent*.

QUARTANUS REMITTENS, *Tetartophia*.

QUARTARIUS. An ancient measure, equal to one-fourth of the sextarius. See *Weights and Measures*.

QUARTE, *Quartan*.

QUARTIO, *Astragalus*.

QUARTI-STERNAL, *Quadristernalis*. The fourth osseous portion of the sternum, corresponding to the fourth intercostal space.—*Béclard*.

QUASSATIO, Conquassation.

QUASSATURA, Conquassation.

QUASSIA, *Quassia amara*, *Quassy*, *Quassia excel'sa*, *Picro'na excel'sa*, *Febrif'ugum lignum*, *Lofty Bitterwood Tree*, *Bitter-ash*, (F.) *Quassia*. A West India tree, from which is obtained the *Lignum Quassia*, *Quassia*, (Ph. U. S.) It is an intensely durable bitter, without astringency; and has been employed as a tonic and stomachic. It is generally given in the form of infusion. The bitter principle is called *Quassin*.

QUASSIA SIMAROU'BA, *Simarouba*, *Simaruba*, *S. officinalis*, *Euo'nymus*, *Bitter Simaruba*, *Mountain Damsan*. The bark of the *Simarouba* is bitter, and not unpleasant. Both water and alcohol extract its virtues. It is not astringent. It is exhibited wherever a simple tonic is required.

QUASSIN, see *Quassia*.

QUATERNIO, *Astragalus*.

QUATRE ÉPICES, see *Myrtus pimenta*.

QUATRIO, *Astragalus*.

QUEEN'S DELIGHT, *Stillingia*—q. of the Meadows, *Spiræa ulmaria*—q. Root, *Stillingia*.

QUERCULA MINOR, *Teucrium chamaedrys*.

QUERCUS ALBA, the *White Oak*; *Quercus Robur*, the *Common Oak*; *Q. Tinctoria*, the *Black Oak*; *Q. rubra Monta'na*, the *Red Oak* or *Spanish Oak*; *Family*, *Amentaceæ*; *Sex. Syst.* *Monœcia Polyandria*; (F.) *Chêne*. The bark of all these varieties is, probably, alike in medicinal properties. It is powerfully astringent and tonic, and has been used internally in intermittents, and externally in decoction, as an astringent wash, where such is indicated.

Acorns, *Cecus*, *Nucis Quercus*, (F.) *Glands*, were at one time much used as food; and a decoction of them was once recommended in dysentery and diarrhœa, in glandular obstructions, &c. A pessary made of them has been advised in immoderate flow of the menses. They are not now used.

QUERCUS INFECTO'RIA. A tree of Asia Minor, which affords *Turkey Galls*, *Nut Galls*, *Galla Tur'cica*, *G. Quercinæ*, *G. Tinctoria*, *Nux Galla*, *Galla mast'ima orbicula'ta*, *Cicis*, *Cassenoles*, *Gallæ*, *Galls*, *Gall-nut*, (F.) *Noix de Galle*. The *nut-gall*—*Galla* (Ph. U. S.) is a morbid protuberance or tubercle, produced by the puncture of the *Diplolepis Gallæ Tinctoria*, or *Cynips Quercus folii*. It is powerfully astringent and tonic, and has been employed in diarrhœa, intestinal hemorrhage, and intermittents: but is chiefly used, externally, in gargles and injections. The powder, made into an ointment with lard, is used in piles.

QUERCUS COCCIFERA, see *Kermes*—q. *Marina*, *Fucus vesiculosus*—q. *Suber*, see *Suber*.

QUEUE DE CHEVAL, *Cauda equina*, see *Medulla spinalis*—q. *de la Moëlle épinière*, *Cauda equina*—q. *de Pourceau*, *Peucedanum*.

QUICK-IN-THE-HAND, *Impatiens*.

QUICKEN TREE, *Sorbus acuparia*.

QUICK'ENING, from Sax. *epican*, 'to make alive.' The period of gestation when the motion of the fetus first becomes perceptible. This usually occurs about the eighteenth week, and was at one time erroneously believed to mark the time at which the fetus becomes alive—*Animatio fetus*. It need scarcely be said, that it possesses the principle of life from the

moment of the union of the materials furnished by the sexes at a fecundating copulation. When the motion is felt, the female is said to be 'quick with child.'

QUICKENS, *Triticum repens*.

QUICKLIME, *Calx viva*.

QUICKSILVER, *Hydrargyrum*.

QUIES, *Acinesia*.

QUINA, *Quinina*—q. *Quina*, *Cinchona*.

QUINÆ ACETAS SULPHAS, &c., see *Quinina*.

QUINCE, see *Pyrus cydonia*—q. *Tree*, *Pyrus cydonia*.

QUINIA, *Quinina*—q. *Acetate of Quinine*, *acetate of*—q. *Amorphous*, see *Quina*, *extract of*.

QUINIA, EXTRACT OF, *Qui'nia sulphas impu'rus*. A preparation which consists in evaporating the liquor poured off the crystals of sulphate of quinia, to the consistence of a pilular mass.

It has the properties of sulphate of quinia, and its active principle appears to be *amorphous quinia*.

QUINIA, IMPURE SULPHATE OF, *Extract of Quinia*—q. *Iodide of*, see *Iodine*—q. and *Mercury*, *Protochloride of*, *Hydrargyri et Quinæ*, *Protochloridum*—q. *Sulphate of Quinine*, *sulphate of*.

For other salts of Quinia, see *Quinine*, *acetate of*.

QUINIA ACETAS, SULPHAS, &c., see *Quinine*.

QUININE, *Qui'nia*, *Quina*, *Kini'num*, *Chini'num*, *Quinina*. An alkaline, uncrystallizable substance; under the form of a porous, whitish mass; almost insoluble in water, soluble in alcohol and ether. It forms, with acids, salts that are in general soluble. It is obtained from different cinchonas, but chiefly from the yellow, and is the active principle of those valuable drugs.

QUININE OF QUINIA, SULPHATE OF, *Qui'næ Sulphas*, *Quini'næ Sulphas*, *Quina Disul'phas*, *Quinæ Sulphas*, *Chini'num* seu *Chini'num Sulphu'ricum*, (F.) *Sulfate de Quinine*—the salt usually employed in medicine—occurs in needles of a pearly and satiny appearance. It is employed with great success in the treatment of intermittents; and is available in many cases, where the bark in substance could not be retained, or would be injurious. Dose, from 3 to 10 grains in the 24 hours. It is obtained, by treating the yellow bark with sulphuric acid. The following form is adopted in the Pharmacopœia of the United States, (1842)—*Cinchon. flav.* in pulv. crass. ℥iv; *Acid. muriat.* f. ℥iij; *Calceis.* in pulv. ℥v; *Aquæ*, cong. v; *Acid. Sulphur.*, *Alcohol*; *Carbon. animal.* aā q. s. Boil the bark in one-third of the water mixed with one-third of the muriatic acid, and strain through linen. Boil the residue twice successively with the same quantity of acid and water as before, and strain. Mix the decoctions, and, while the liquor is hot, gradually add the lime, previously mixed with two pints of water, stirring constantly, until the quinia is completely precipitated. Wash the precipitate with distilled water, and having pressed and dried it, digest it in boiling alcohol. Pour off the liquor and repeat the digestion several times, until the alcohol is no longer rendered bitter. Mix the liquors, and distil off the alcohol, until a brown

viscid mass remains. Upon this substance, removed from the vessel, pour about half a gallon of distilled water, and having heated the mixture to the boiling point, add as much sulphuric acid as may be necessary to dissolve the impure alkali. Then add an ounce and a half of animal charcoal; boil for two minutes; filter the liquor while hot, and set it aside to crystallize. Should the liquor, before filtration, be entirely neutral, acidulate it very slightly with sulphuric acid. Should it, on the contrary, change the colour of litmus paper to a bright red, add more animal charcoal. Separate the crystals from the liquor, dissolve them in boiling water slightly acidulated with sulphuric acid, add a little animal charcoal, filter and set aside to crystallize. Wrap the crystals in bibulous paper, and dry with a gentle heat. The mother waters may be made to yield an additional quantity of sulphate of quinia by precipitating the quinia with solution of ammonia, and treating the precipitated alkali with water, sulphuric acid, and animal charcoal, as before.

QUININE OR QUINIA, AC^{ETATE} OF, (*Quinia Acetas*, *Chinium Aceticum*, *Acetas chinii*, *A. chinini*, *A. chinicus*, *A. Quinia*, *A. Quina*, *A. Quini*, *A. Kini*;) ARSENIATE (*Quinia arsenias*, *Chinium arsenico'sum*;) CITRATE (*Quinia citras*, *Citras chinicus*) FERROCYANATE (*Quinia Ferrocyanas*, *Chinium Ferrocyano-genatum*, &c.) LACTATE (*Quinia lactas*.) MURIATE (*Quinia murias*, *Chinium muriaticum*, *Ch. salitum* seu *hydrochloricum*, &c.) NITRATE (*Chinium nitricum*, &c.) PHOSPHATE (*Quina Phosphas*, *Chinium phosphoricum*, &c.) TANNATE (*Quinia Tannas*.) TARTRATE, and VALERIANATE OF QUINIA, (*Quinia Valerianas*) have been administered in the same cases as the sulphate.

QUINI-NISM, *Quinini'smus*, *Quinism*. The aggregate of encephalic or neuropathic phenomena induced by over doses of quinia.

QUINOIDINE, *Chinioidine*.

QUINQUEFOLIUM, *Potentilla reptans*.

QUINQUINA, *Cinchona*—*q. Aromatique*,

Croton cascarilla—*q. Bicolor*, *Cinchona Caribæa cortex*—*q. Faux, de Virginie*, *Cusparia febrifuga*—*q. Gris de Loaza*, *Cinchona lancifolia cortex*—*q. Jaune*, *Cinchona cordifolia cortex*—*q. Orange*, *Cinchona lancifolia cortex*—*q. Piton*, *Cinchona Caribæa cortex*—*q. Rouge*, *Cinchona oblongifolia cortex*.

QUINSEY, *Cynanche tonsillariss*—*q. Nervous*, *Angone*—*q. Wolf*, *Lycanche*.

QUINTAN, *Febris quinta'na*, *F. pempta'a*, *F. quinta*; from *quintus*, 'a fifth.' A fever whose paroxysms return only every five days inclusively; and between which there are, consequently, three days of apyrexia.

QUINTE, (F.) This word is used synonymously with *paroxysm* or *fit*, when speaking of cough,—as *une Quinte de Toux*—'a fit of coughing.' Also, the influenza.

QUINTEFEUILLE, *Potentilla reptans*.

QUINTES, see *Pertussis*.

QUINTESSENCE, *Quinta Essentia*. A name formerly given to alcohol, impregnated with the principles of some drug. It was, consequently, often synonymous with *Alcoholic tincture*. The most volatile principles of bodies were, also, called *Quintessences*.

QUINTI-STERNAL. The fifth osseous portion of the sternum. It corresponds to the 5th and 6th intercostal spaces.

QUINUA, *Chenopodium quinoa*.

QUOTIDIAN, *Quotidianus*, *Ephemerus*,—itself from *quotidie*, 'daily.' That which takes place every day.

QUOTIDIAN FEVER, *Febris quotidiana* seu *hemer'sia* seu *hemer'ina*, *Q. ague*, *An'tus quotidiana'nis*, *Cathe'merus*, *Cathemer'inus*, *Methemer'inus*, *Amphemer'inus*, *Amphimer'inus*, *Amphemer'ina* seu *methemer'ina* seu *methemer'ia*, *Quotidia'nis*, (F.) *Fievre quotidienne*, is an intermittent, the paroxysms of which recur every day.

A *simple*, *double*, or *triple quotidian*, is a quotidian, which has one, two, or three paroxysms in the 24 hours.

R.

R. is placed at the commencement of a prescription, as a contraction of *Rec'ipz*. (See Abbreviation.) Originally, it was the sign \mathcal{J} of Jupiter, and was placed at the top of a formula, to propitiate the king of the gods, that the compound might act favourably.

RABDOIDES, (SUTURA,) Sagittal suture.

RABID, *Rab'idus*, (F.) *Rabique*, *Rabie'que*, from *rabies*, 'canine madness.' That which belongs to hydrophobia; as *rabid virus*, &c.

RABIEQUE, *Rabid*.

RABIES CANINA, *Hydrophobia*.

RABIQUE, *Rabid*.

RACCOON BERRY, *Podophyllum montanum*.

RACE, from *radice*, abl. of *radix*, 'root.' The union or aggregate of individuals whose conformation or particular condition differs perceptibly from those of neighbouring varieties. In the human species, several races are designated. See *Homo*.

RACEMEUX, *Racemosus*.

RACEMOSUS, *Rac'emosus*, *Rac'emo'se*, (F.) *Racemeuz*. In clusters, like grapes.

RACEMUS. A cluster—as of grapes.

RACHAMEL'CA, from Hebr. רחם (*rechem*) 'the womb,' and מלך (*molech*), 'a king.' *Rechamel'ca*. A peculiar formative principle, supposed, by *Dolæus*, to exist in the uterus.

RACHE, *Porrigo*.

RACHIÆI, *Rhachiazæi*.

RACHIALGIA, *Colic*, metallic, *Rhachiodynia*, *Vertebral disease*—*r. Mesenterica*, *Tabes mesenterica*—*r. Pictoniensium*, *Colic*, metallic—*r. Pictonium*, *Colic*, metallic.

RACHIALGIE MÉSENTERIQUE, *Tabes mesenterica*.

RACHIALGITIS, *Rhachialgitis*.

RACHIDIAN ARTERIES, *Spinal arteries*—*r. Bulb*, see *Medulla oblongata*—*r. Canal*, *Vertebral canal*.

RACHIOPHYMA, *Rachipbyma*.

RACHIPHYMA or *Rhachiphy'ma*, *Rachio-plyma*, *Tumor Dorsi*, from $\rho\alpha\chi\iota\varsigma$, 'the spine,' and $\phi\upsilon\mu\alpha$, 'a tumour.' A tumour on the spine or on the back.

RACHIS, Vertebral column.

RACHISAGRA, *Rhach'isagra*, *Rhach'iagra*, *Rhach'eagra*, *Rhach'idagra*, *Rhach'itis spina-lis*, from $\rho\alpha\chi\iota\varsigma$, 'the spine,' and $\alpha\gamma\alpha$, 'a seizure.' A gouty or rheumatic affection of the spine.

RACHITÆ, Rhachitæ.

RACHITIS, *Rhach'itis*, from $\rho\alpha\chi\iota\varsigma$, 'the spine,' and *itis*, a suffix denoting inflammation. Inflammation of the spine. Also, *Cyrtosis Ra'chia*, *Cyrtor'osus*, *Morbus Ang'licus*, *Osteomalacia Infantum*, *Tabes pectoræ*; *Innutritio ossium*, *Spina nodo'sa*, *Rachitis mus*, the *English disease*, *Rickets*; from $\rho\alpha\chi\iota\varsigma$, 'the spine.' (F.) *Rachitisme*, *Nouveau*. A disease characterized by crookedness of the long bones; swelling of their extremities; crooked spine; prominent abdomen; large head; and often precocity of intellect. It is accompanied by leanness, general debility, indigestion; and frequently induces atrophy and hectic. Rickets occurs, particularly, during the first years of existence, in weakly children, born of rickety or scrofulous parents; brought up in damp or confined situations; who are badly nourished, and do not take sufficient exercise. The progress and termination of the disease are very variable. Some children gradually recover their health; others become more and more deformed, and ultimately die of consumption, dropsy, or other organic disease. The treatment is almost wholly *hygienic*. Pure air; a healthy situation; nourishing diet; exercise; sea or common cold bathing, and tonics, afford the best prospect of success.

RACHITIS ADULTORUM, *Mollities ossium*.

RACHITISME, *Rachitis*.

RACHO'SIS, *Rhach'o'sis*, *Rako'sis*, from $\rho\alpha\chi\iota\omega\varsigma$, or $\rho\alpha\chi\iota\omega\iota$, 'I wrinkle.' A relaxation of the scrotum. *Proptoma seu laxitas Scroti*, *Scrotum pendulum*. An excoriation of the relaxed scrotum.—Dictionaries.

RACINE À BECQUET, *Geranium moschatum*—*r. de Bengal*, *Cassumunia*—*r. de Charcis*, *Dorstenia contrayerva*—*r. de Dracke*, *Dorstenia contrayerva*—*r. des Philippines*, *Dorstenia contrayerva*—*r. de Safran*, *Curcuma longa*—*r. de Saint Esprit*, *Angelica*—*r. Salivaire*, *Anthemis pyrethrum*—*r. de Turbeth*, *Convolvulus turpe-thum*.

RACINES DU CERVELET, *Corpora testiformia*.

RACLURES DES BOYAUX, *Ramenta intestinorum*.

RACORNISSEMENT (F.), from *se racor-nir*, 'to shrivel in the fire as leather does.' *Cor-nification*. A physical property, possessed by animal substances, which consists in a kind of contractility, accompanied with sudden corrugation and curling. It is produced by heat, and by chemical agents, especially by the strong mineral acids.

RADCLIFFE'S ELIXIR, see *Tinctura aloë composita*.

RADESYGE, *Radzyge*.

RADEZYGE, *Radzyge*.

RA'DIAL, *Radial'is*, from *radius*, a bone of the forearm. That which relates to the radius.

RADIAL ANTÉRIEUR, *Palmaris magnus*.

RADIAL ARTERY, *A. externa*. *Cu'biti*. It arises, from the brachial, at the upper and anterior part of the forearm; descends on the outer side as far as the lower part of the radius, and proceeds downwards and backwards towards the superior extremity of the space which separates the first two metacarpal bones. It then buries itself in the palm of the hand, where it forms the *profound* or *radial* palmar arch. The radial artery gives off the *recurrent radial*, several *radio-muscular* branches, the *transverse palmar radio-carpal artery*, the *external superficial artery of the palm of the hand*, the *external dorsal of the thumb*, the *dorsalis carpi*, *dorsal interosseous artery of the index*, &c.

RADIAL EXTERNE PREMIER, see *Radialis*—*r. Externe second*, see *Radialis*—*r. Grand*, see *Radialis*.

RADIAL NERVE, *Radio-digital* (Ch.), *Spiral Nerve*, *Spiral muscular N.*, *Musculo-spiral nerve*, arises from the four inferior branches of the brachial plexus. It is, at first, situate behind the other nerves of the plexus. It then becomes engaged between the three portions of the triceps brachialis, passes behind the humerus, and descends between the supinator longus and brachialis internus, as far as opposite the upper extremity of the radius. In its course it gives numerous filaments to the triceps, supinator longus, extensor carpi radialis longior, and to the integuments. Opposite the upper extremity of the radius it divides into two branches;—the one *posterior*, which turns backwards into the substance of the supinator brevis, and when it has reached the space between the two layers of muscles on the posterior surface of the forearm, divides into a great number of filaments, which are distributed to those muscles, and to the integuments of the hand. The other branch is *anterior*: it descends before the supinator brevis and the radius; until, near the inferior third of that bone, it engages itself between the tendons of the supinator longus and extensor carpi radialis longior; and, becoming afterwards subcutaneous, divides into two branches, whose filaments are distributed to the integuments of the thumb, index, middle finger, to the outside of the ring finger, and to the first interosseous muscle of the back of the hand.

RADIAL PETIT, see *Radialis*.

RADIAL VEINS, *DEEP-SEATED*, follow the same course as the radial artery.

RADIALIS EXTERNUS BREVIOR, *Ex-ten'sor Carpi Radialis Bre'vior*, *Radialis secundus*, (F.) *Second radial externe*, *Petit radial*, *Épicondylo-sus-métacarpien*, (Ch.) An extensor muscle of the wrist, situate beneath the extensor carpi radialis longior. It is attached, above, to the external tuberosity of the humerus, and terminates below, by a long tendon, inserted into the posterior part of the upper extremity of the third bone of the metacarpus. It has the same uses as the next muscle.

RADIALIS EXTERNUS LONGIOR, *Extensor Carpi Radialis Longior*, *Radialis externus primus*, (F.) *Premier radial externe*, *Grand radial*, *Huméro sus-métacarpien*, (Ch.) It is seated at the outer part of the forearm; is thin, but thicker on the outside than on the inside. It is attached, above, to the inferior part of the outer edge, and to the corresponding tuberosity, of the humerus; and terminates, below, by a long tendon, which is attached to the superior ex-

tremity of the second bone of the metacarpus. It extends the hand on the forearm.

RADIALIS EXTERNUS BREVIOR, see Radialis—*r.* **EXTERNUS PRIMUS**, see Radialis—*r.* **EXTENSOR LONGIOR**, see Radialis—*r.* **INTERNUS**, **PALMARIS MAGNUS**—*r.* **SECUNDUS**, see Radialis.

RADIATED, *Radialtus*, from *radius*, 'a ray;' (F.) *Rayonné*. That which is arranged in rays; in lines, diverging from a common centre. An epithet given to several ligaments, &c., as to those which unite the ribs to the sternum; those which unite the tibia and fibula at their inferior extremity, &c.

RADICAL, *Radicalis*, from *radix*, 'a root.' A radical cure, *cura radicalis*, is one in which the disease is destroyed, as it were, from the root. It is used in opposition to *palliative cure*.

RADICAL MOISTURE, *Humidum radicale*.

RADICAL VESSELS, *Vascular Radicles*, (F.) *Radicules vasculaires*, are the small vessels that take their origin in the tissues, and by their union form larger vessels.

RADICES OSSIS HYOIDEI, *Cornua ossis hyoidei*.

RADICISÆCA, from *radix*, *radicis*, 'a root,' and *secare*, 'to cut.' One employed in collecting and preparing plants was formerly so called.

RADICULA, *Raphanus hortensis*.

RADICULES VASCULAIRES, *Radical vessels*.

RADII CILIARES, *Ciliary processes*.

RADII FRONTRIS. The folds or wrinkles of the forehead.

RADIO-CARPAL, *Radio-carpia'nus*. That which relates to the radius and carpus.

RADIO-CARPAL ARTICULATION is the *wrist joint*, or articulation of the os scaphoides, os semilunare, and os cuneiforme of the carpus with the inferior surface of the radius, and the fibro-cartilage, situate below the ulna. It is strengthened by lateral, anterior, and posterior ligaments.

RADIO-CARPAL TRANSVERSE PALMAR ARTERY, (F.) *Artère Radio-carpienne-transversale-palmarie*. A transverse branch, given off by the radial artery, opposite the lower edge of the pronator quadratus, which sends several branches to the anterior or palmar surface of the carpus.

RADIO-CUTANÉ (NERF), see *Cutaneus*—*r.* *Phalangettien du pouce*; *Flexor longus pollicis manus*.

RADIOLUS, *Sound*.

RADIO-MUSCULAR, *Radio-muscularis*. A name given to the branches sent off from the radial artery to the muscles of the forearm in the first part of its course; as well as to the nervous filaments which the radial nerve sends to the same muscles.

RADIS, *Raphanus hortensis*.

RADISH, *Raphanus hortensis*—*r.* *Water*, *Nasturtium amphibium*.

RADIUS, 'a spoke:'—so called from its shape. *Cercis*, *Foc'ilè minus seu superius*, *Canna minor*, *Os ad cubitallè*, *Additamentum ulnæ*, *Manubrium manus*, *Parap'chyon*, *Arun'do bra'chii minor*, (F.) *Os du Rayon*. A long, prismatic bone, the upper and lesser extremity of which is called the *head*. This is supported by a *cervix* or *neck*. At the part where the neck is confounded with the *body* of the bone is the *tubercle* or *bicipital tuberosity* or eminence for the insertion of the biceps. The radius is

articulated, above, with the os humeri and with the lesser sigmoid cavity of the ulna: below, with the scaphoides, semilunare, and the head of the ulna. Its inferior extremity, which is larger than the superior, is flattened before and behind: is irregularly quadrilateral; and has, below, a double facette to be articulated with the first two bones of the carpus. On the outer side is the styloid process; and, on the inner, a concave facette, which joins the ulna. Behind, are grooves for the passage of the extensor tendons. The radius is developed from three points of ossification; one for the body, and one for each extremity.

RADIUS, COL DU, *Collum radii*.

RADIX, *Rhiza*. A root: also, the male organ.

Radix, *Root* or *fang* of a tooth is the part contained in the alveolus. The *radix* or *root* of the nail is the portion hidden under the skin, &c. Surgeons give the name to the prolongations, sent by scirrhous, cancerous, or other tumours into the neighbouring parts.

Five Aperient Roots, *Quinque radices aperientes*, were, of old,—asparagus, butchers' broom, fenel, parsley, and smallage.

Five Lesser Aperient Roots, *Quinque radices aperientes minores*,—were caper, dandelion, eryngo, madder, and rest-harrow.

RADIX BRAZILIENSIS, *Ipecacuanha*.

RADIX CORDIS, *Basis Cordis*. The base of the heart.

RADIX INDICA LOPEZIANA, *Lopez radix*—*r.* *Lingua*, see *Tongue*—*r.* *Lopeziana*, *Lopez radix*—*r.* *Ninsi*, *Sium ninsi*—*r.* *Rubra*, *Rubia*—*r.* *Serpentum*, see *Ophiorbiza mungos*—*r.* *Unguis*, *Nail*, *root* of—*r.* *Ventris*, *Umbilicus*.

RADULA, *Raspatorium*.

RADZYGE, *Radzygin*, *Radesyge*, *Radezyge*, *Thæ'ria*, properly *Theria*, from *θηριον*, ('ελκος,') 'a malignant ulcer.' *Lepra borealis seu Norvegica*, *Norwegian Leprosy*. A name given, in Norway, to a disease, bearing considerable analogy to the yaws. Some have esteemed it a species of lepra or elephantiasis.

Another form—the *Spedalske*, or *Spedalskhed*—of Norway, appears to be a variety of elephantiasis Græcorum.

RAGE, *Ira*, *Furor brevis*, *Orgè*, *Thymos*, (F.) *Colère*. Violent passion, characterized by contraction of the muscles of the face, violence in every movement, extreme irritation of the nervous system, acceleration of the blood's motion, and redness and swelling of the face.

RAGE, *Rhage*.

RAGE, *Hydrophobia*.

RAGWEED, *Ambrosia elatior*.

RAGWORT, *Senecio Jacobæa*.

RAIDEUE CADAVÉRIQUE, *Rigor mortis*.

RAIFORT, *Raphanus hortensis*—*r.* *Savage*, *Cochlearia armoracia*.

RAINBOW-WORM, *Herpes iris*.

RAINURE, *Groove*—*r.* *Digastrique*, *Mastoid groove*.

RAISIN, see *Vitis vinifera*—*r.* *d'Amérique*, *Phytolacca decandra*—*r.* *de Bois*, *Vaccinium myrtillus*—*r.* *d'Ours*, *Arbutus uva ursi*—*r.* *de Renard*, *Paris*.

RAISINIÈRE (F.) A name given to a small granular, brownish or blackish tumour, which forms occasionally at the surface of the cornea, in consequence of ulcers or accidental wounds of that membrane:—*Nysten*.

RAISINS, *Uvæ passæ*; see *Vitis vinifera*—*r. de Corinthe*, see *Vitis Corinthis*.

RAISON, Reason.

RAKASIRA. An American balsam; of a brownish or brownish-red colour; semi-transparent; brittle; softening and becoming tenacious by heat; inodorous when cold, but exhaling a very agreeable smell when heated; and possessing a balsamic and slightly bitter taste. The precise vegetable that furnishes it is not known. It has been used chiefly as a balsam in gonorrhœa and urinary affections.

RAKIA, see Rachi.

RAKOSIS, Rachosis.

RAJLE, Rattle—*r. Bronchique sec*, see Rattle—*r. Bronchique humide*, see Rattle—*r. Cavernæux*, Gurgling—*r. Crépissant*, see Crepitation, and Rattle—*r. Muqueux*, see Rattle—*r. Ronflant*, see Rattle—*r. Sibilant*, see Rattle—*r. Sonore*, see Rattle—*r. Sous-crépissant*, see Rattle.

RAMEAU, Ramus.

RAMENTA INTESTINORUM, (F.) *Raclores des Boyaux*. The shreds or scrapings, as it were, of the mucous membrane of the bowels, often discharged in malignant dysentery. The evacuation in which these are contained has been termed *Drachoré ma zymatoides*.

RAMENTUM, Fragment, Scob.

RAMEX, Hernia—*r. Varicosus*, Varicocele.

RAMIFICA'TION, *Ramificatio*, from *ramus*, 'a branch,' and *fito*, 'to become.' A division of arteries, veins; or nerves into branches. Also, a branch itself.

RAMILLE, Ramusculus.

RAMOLLISSEMENT, Mollities—*r. du Cerveau*, Mollities cerebri—*r. du Cœur*, Cardiomalacia—*r. de l'Estomac*, Gastromalacia—*r. du Foie*, Hepatomalacia—*r. Gris*, see Hepatization—*r. de la Moëlle épinière*, Mollities medullæ spinalis—*r. Rouge*, see Hepatization—*r. de l'Intestin*, Entero-malacia—*r. des Os*, Mollities ossium.

RAMPANT, (F.) *rampier*, 'to climb.' *Reptans*, *Reptans*. That which creeps or drags on the earth. The French *Bandage rampant* has the folds arranged spirally around the part, leaving intervals between them. It is a retentive bandage, but is easily displaced, and, therefore, not employed:

RAMPES DU LIMAÇON, *Scala* of the cochlea.

RAMPHOS, Rostrum.

RAMULUS, Ramusculus.

RAMUNCULUS, Ramusculus.

RAMUS, *Clados*, a branch, (F.) *Rameau*. A division of an artery, vein, or nerve. Also, the male organ.

RAMUS DURIOR SEPTIMÆ CONJUGATIONIS, Facial nerve.

RAMUSCULUS; *Ramulus*, *Ramunculus*, *Surculus*, *Cladis'cos*, diminutive of *ramus*. A division of a ramus. (F.) *Ramuscule*, *Rumille*.

RANA ESCULENTA, (F.) *Grenouille*. This frog and the bull frog, *Rana Taurina*—are eaten as a delicacy. They are nutritious and easily digested.

RANA, Ranula.

RANCE, Rancid.

RANCID, *Ran'cidus*, *Sapros*, (F.) *Rance*, from *rancere*, 'to be stale.' An epithet given to fatty bodies, which have become acid from age or the contact of air. Mild ointments may, thus, become very irritating, and unfit for the

purposes for which they were originally intended.

RANINE, *Rani'na*; from *Rana*, 'a frog.' The termination of the lingual artery is so called; that is, the portion of the artery which advances horizontally between the genio-glossus and lingualis muscles as far as the point of the tongue. The ranine vein follows the same course as the artery, and opens into the internal jugular or into the superior thyroid.

RANULA, from *Rana*, 'a frog,' so called from its resemblance; *Dysphagia Ranula*, *Empyragma saliva'rè*, *Frog Tongue*, *Batrachos*, *Batrachium*, *Hydroglossa*, *Hypoglossis*, *Hypoglossum*, *Hypoglot'tis*, *Hypoglossium*, *Rana*, (F.) *Grenouillette*. A small, soft, fluctuating and semi-transparent tumour, which forms under the tongue, owing to the accumulation of saliva in Wharton's duct. In order to give exit to the accumulated fluid, and to establish a permanent opening for the discharge of the saliva, the cyst may be punctured, and the opening maintained by a minute cylinder, with a button at each extremity, as has been recommended by Dupuytren; or a portion of the cyst may be removed by the scissors, and the mouth be frequently washed by any astringent lotion. Sometimes, the salivary duct is found plugged by a small calculus.

RANULA LAPIDEA, see Calculi, salivary.

RANUNCULUS, (F.) *Renoncule*. Family Ranunculacæ. *Sex. Syst.* Polyandria Polygynia. A genus of plants, most of the species of which, when taken internally, act as acrid poisons. See Poison. They are, also, acrid and vesicant, when applied to the skin, and have, accordingly, been often used as counter-irritants. The following species answer to this description.

RANUNCULUS ABORTIVUS.

RANUNCULUS ACRIIS, *R. pratensis*, *Upright Meadow Crowfoot*, *Butter Cups*, *Yellow-weed*, *Blister-weed*, *Pilewort*, *Burwort*, *Meadow-bloom*, *Yellows*, (F.) *Bouton d'or*.

RANUNCULUS ALBUS, *Anemone nemorosa*.

RANUNCULUS BULBOSUS, *R. pratensis*, *Ranunculus* (Ph. U. S.), *Bulbous-rooted Crowfoot*, (F.) *Renoncule bulbeuse*, *Bassinet*.

RANUNCULUS FICARIA, *Chelidonium minus*, *Scrophularia minor*, *Ficaria ranunculoïdes*, *Chelidonia rotundifolia minor*, *Cur'suma hæmorrhoidalis herba*, *Ranunculus vernis*, *Ægolethron*, *Lesser celandine*, *Pilewort*, (F.) *Petite chéridoïne*, *Petite Éclaire*, *Ficaire*. The leaves and root have been used medicinally:—the leaves as an antiscorbutic; the root as a cathartic in piles.

RANUNCULUS FLAMMULA, *Surrecta alba*, *Smaller Water Crowfoot*, *Lesser Spearwort*, (F.) *Petite Douve*.

RANUNCULUS ILLYRICUS.

RANUNCULUS LINGUA.

RANUNCULUS PALUSTRIS, *R. sceleratus*—*r. Pratensis*, *R. bulbosus*.

RANUNCULUS SCCLERATUS, *R. Palustris*, *Risus A'pium*, *Marsh Crowfoot*.

RANUNCULUS VERNUS, *R. ficaria*—*r. Virginianus*, *Lobelia syphilitica*.

RAPA NAPUS, *Brassica rapa*—*r. Rotunda*, *Brassica rapa*.

RAPE, *Brassica napus*, *Stuprum*.

RAPHANEDON, from *ραφανις*, 'a radish,' 'like a radish.' *Rhaphanedon*. A transverse

fracture of a long bone, leaving no splinters. What has been called, in France, *Fracture en rave*.

RAPHANIA, *Convulsio Raphania*, *Raphania*, *Raphania*, *Morbus spasmodicus malignus seu popularis*, *M. Silestiacus*, *Eclampsiatyphodes*, *Synclonus Raphania*. Linnæus gave this name to a convulsive disease, not uncommon in Germany and Sweden, and which has been attributed to the seeds of the *Raphanus Raphanistrum* being mixed with the corn. The convulsions are seated in the limbs, and are attended with acute pain. See *Convulsio cerealis*.

RAPHANIA MAÏZTICA, Pellagra.

RAPHANIS, *Raphanus hortensis*.

RAPHANUS, *R. hortensis*.

RAPHANUS HORTENSIS, *Raphanis*, *Raphanus*, *R. sativus*, *R. niger*, *Radicula*, *Rhaphys*, *Rhaphys*, *Rhaphis*. The *Radish*, (F.) *Kaisfort*, *Radis*. *Family*, *Cruciferae*. *Sec. Syst.* *Tetradynamia Siliquosa*. The root of this plant is a common esculent. It has, also, been given as a diuretic in calculous affections. The juice, made into a syrup, is exhibited to relieve hoarseness. Radishes have long been celebrated as anti-scorbutics.

RAPHANUS MARINUS, *Cochlearia armoracia*—*r.* *Raphanistrum*, see *Raphania*—*r.* *Rusticanus*, *Cochlearia armoracia*.

RAPHÉ, *Rhaphé*, 'a suture.' A name given to prominent lines resembling a raised stitch. Such is the *raphe* or *tramis* which divides the scrotum into two parts, and which extends from the anterior part of the anus to the extremity of the penis. The name *Raphe* or *Linea mediana*, is, also, given to two prominent lines which are longitudinal and parallel, and are seen at the upper surface of the corpus callosum, extending from the anterior to the posterior extremity of that commissure.

RAPHEX, *Chenopodium vulvaria*.

RAPHIANKIS'TRON, from *ραφιον*, 'a needle,' and *αγκιστρον*, 'a hook.' An instrument employed in the formation of artificial pupil.

RAPHION, Needle.

RAPHIS, Needle.

RAPHYS, *Raphanus hortensis*.

RAPPORT (F.), *Relatio*, *Renunciatio*. A deposition made by a physician or surgeon to prove the condition of a person, the nature of a disease, the existence or non-existence of pregnancy, sudden or violent death, &c. Formerly, there were the *Rapports dénonciatifs*, made at the desire of the injured or their friends, and intended to point out to the judges the details of the crime or misdemeanor,—the *Rapports provisoires*, the object of which was to obtain provisions for the injured individual, both as regarded food and medicine, and to defray the expenses of prosecution;—and *Rapports mixtes*, or those which were both *dénonciatifs* and *provisoires*. At present, reports or depositions are generally divided into *judiciary*, or those which serve to throw light on the subject matter of any civil or criminal cause; and *administrative*, which afford information on subjects relating to any branch of the public administration, as on the nuisance or otherwise of certain establishments, the character of any epidemic, &c.

RAPPORT, Eructation.

RAPTUS POST-TERGANEUS, *Opisthotonos*.

RAPUM MAJUS, *Brassica rapa*.

RÂPURE, *Rasura*.

RAPYS, *Raphanus hortensis*.

RAQUETTE, *Cactus opuntia*.

RAREFACIENS, *Rarifaciens*, *Aræoticus*, (F.) *Raréfiant*, from *rarus*, 'rare,' and *facere*, 'to make.' Medicines were so termed, which were supposed to be possessed of the power of giving more bulk or extension to the blood or other humours.

RAREFIANT, *Rarefaciens*.

RARIFACIENS, *Rarefaciens*.

RA'RITAS, (F.) *Rareté*. *Rarity*; scantiness; fewness.

RARITAS DENTIUM. A large space between the teeth, which appear to be, and may be, too few.

RASCATIO, *Excretion*.

RASCETA, *Carpus*, *Malleolus*—*r.* *Pedis*, *Tarsus*.

RASCHA, *Carpus*, *Malleolus*.

RASETA, *Carpus*, *Malleolus*.

RASETTA, *Carpus*, *Malleolus*.

RASH FEVER, *Scarlatina*—*r.* *Nettle*, *Urticaria*—*r.* *Rose*, *Roscola*—*r.* *Summer*, *Lichen tropicus*—*r.* *Tooth*, *Strophulus*.

RASOIR, *Razor*.

RAS'ORISM. The Italian medical doctrine of *controstimulus*, of which *Rasori* was the founder.

RASORIUM, *Raspatorium*.

RASPA'TORIUM, *Raso'rium*, *Rat'ula*, *Scalprum raso'rium*, *Xyster*, *Xyste'rium*, *Xystrum*, *Rad'ula*, *Runci'na*, *Runcin'ula*, *Scalprum*, (F.) *Rugine*, *Grattoir*. An instrument used for rasping bones, to detach the periosteum,—either in certain surgical operations, or for anatomical purposes.

RASPBERRY, *Rubus idæus*—*r.* *Ground*, *Hydrastis Canadensis*.

RASSETA PDIS, *Tarsus*.

RASTETA, *Carpus*, *Malleolus*.

RASURA, *Xysma*, *Xysmos*, (F.) *Râpure*, from *radere*, *rasum*, 'to scrape.' A *rasure*, or *scratch*, or *erosion*. Also, the *rasping* or *shaving* of any substance; as *Rasu'ra Cornu Cervi*, *Hartshorn shavings*.

RASURA, *Scobs*.

RATAFIA. A liquor prepared by imparting to ardent spirits the flavour of various kinds of fruits, adding sugar.

RATANHY, *Krameria ratanhia*—*r.* of the *Antilles*, *Krameria ixina*.

RATE, *Spleen*.

RATÉLEUX, *Spleneticus*.

RATÉLIER, see *Dentier*.

RATIO, *Rationalitas*, from *reor*, *ratus*, 'to think.' A *reason*, a *cause*, an *explanation*, a *mode* or *manner*; as *Ratio symptom'atum*, an *explanation* of the *symptoms*,—*Ratio medendi*, *Genus curatio'nis*, *Via curandi*; the *mode* or *manner* of *care*.

RATIO, *Reason*—*r.* *Medendi*, see *Ratio*—*r.* *Symptomatum*, see *Ratio*.

RAT'IONAL, *Rationalis*. That which is conformable to *reason*. This epithet is often opposed to *empirical*; as *rational treatment*. The French also, say *Signes rationales*, in opposition to *Signes sensibles*.

RATIONALITAS, *Ratio*.

RATSBANE, *Arsenious acid*.

RATTLE, *Rhoncehus*, *Rhenchus*, *Rhenxis*, from (D.) *Ratel*; *Rhonceus*, *Cerchurus*, *Rhogmos*, (F.) *Râle*. *Noise* produced by the air in passing through mucus, of which the lungs are

unable to free themselves. This condition is chiefly observed at the approach of death; and is commonly called, "the rattles."

The term *Râle* has been given to different sounds during respiration, caused by the air passing through fluid contained in the bronchi, or areolæ of the pulmonary tissue; which are perceived by the stethoscope.

RÂLE CRÉPITANT, *Rhonychus crepitans*, see Crepitation.

RÂLE MUQUEUX, *Rhonychus mucosus*, *Mucous Rattle*, *Subcrepitant rhonchus*, *Râle sous-crépitant*, *R. bronchique humide*. The sound produced by the passage of air through mucus accumulated in the bronchi or trachea, or through softened tubercular matter. This *râle* occurs in catarrh, and in softened tubercle. When carried to a very high degree it constitutes *gurgling*, (F.) *Gargouillement*.

RÂLE SIBILANT, *Rhonychus sibilans*, *Sibilant Rattle*. A slight, though prolonged whistling sound, occurring either at the commencement of inspiration, or of expiration, owing to the presence of mucus, thin and viscid, but not abundant, which obstructs, more or less completely, the smaller bronchial ramifications. It is seated in the small tubes, and occurs in the first stage of bronchitis.

RÂLE SONORE, *Râle bronchique sec*, *R. constant*, *Rhonychus sonorus*, *Sonorous Rattle*. A sound resembling at times the snoring, (F.) *Ronflement*, of a person asleep, at others the sound of the bass string of an instrument when rubbed with the finger, and not unfrequently the cooing (F.) (*Boucoulement*) of a dove. It seems to be caused by a contraction of the bronchial tubes, and is characteristic of chronic catarrh.

RÂLE VÉSICULAIRE, see Crepitation.

RASH, Exanthem—r. Lichenous, Lichen—r. Tooth, Strophulus.

RATTLEBUSH, *Sophora tinctoria*.

RATTLESNAKE, *Crotalus horridus*—r. Leaf, *Goodyera pubescens*—r. Root, *Polygala senega*, *Trillium latifolium*.

RATTLESNAKE'S MASTER, *Liatris scariosa*, &c.

RATTLEWEED, *Actæa racemosa*.

RATULA, *Rasporium*.

RAUCEDO, *Raucitas*, *Paraphonia rauca*, *Asperitas Arteriaz asperæ*, *Vox rauca*, *Bronchus*, *Hoarseness*, (F.) *Enrouement*, *Raucité*. A change in the voice, which loses its smoothness and becomes low and obscure. It is a common symptom in diseases of the larynx and trachea.

RAUCEDO CATARRHALIS. Hoarseness from cold.

RAUCITAS, *Raucedo*.

RAUCITÉ, *Raucedo*.

RAUCOUS, *Raucus*. Hoarse; as a raucous voice—*Vox rauca seu raucitona*.

RAVE, *Brassica rapa*.

RAYONNÉ, *Radiated*.

RAYONS SOUS-IRIENS, *Ciliary processes*.

RAZOR, *Culter Tensorius*, *Machæris*, *Noctacula*, *Xyrum*, *Xyrus*, (F.) *Rasoïr*, from *radere*, *rasum*, 'to shave.' An instrument for shaving. Used in surgery to remove hairs, where they would interfere with any operation.

REACTION, *Reactio*, from *re*, 'again,' and *agere*, *actum*, 'to act.' An action of resistance to a power applied. A species of vital move-

ment or excitement, tending to prevent or destroy the effects of any noxious power applied to the animal economy, and which, by some, has been attributed to the *vis medicatrix nature*. It is certainly dependent on the organic instinctive actions of the frame. It is the state of activity which succeeds the action on the nervous system of certain morbid influences.

REAL'GAR, *Realgal*, *Arlada*, *Arladar*, *Auripigmentum rubrum*, *Arsenicum rubrum factitium*, *Abessi*, *Sandara'cha Græcorum*, *Red Sulphuret of Mercury*. A violent poison. See Poison.

REASON, *Ratio*, *Logos*, (F.) *Raison*. Same etymon as Ratio. The faculty or property of the mind, by means of which man perceives the distinction between right and wrong, in physics as well as in morals. Reason is a just conclusion resulting from the comparison of two ideas, by virtue of which we form a judgment.

REBOLEA, Mummy.

REBONA, Mummy.

REBOUTEUR, *Renoueur*.

RECEPTACULA DURÆ MATRIS, Sinuses of the dura mater.

RECEPTACULUM CHYLI, 'receptacle of the chyle;' *R. Pecquetii seu Pecquetiana'm*, *Diversorium Chyli*, *Stagnum chyli*, *Sacculus chyli*fer seu *ra'riser*, *Saccus lacteus*, *Alveus ampullæ seu ampullæ cens*, *Utriculus lacteus*, *Vesicula chyli*, *Ampulla chyli*fera seu *chyli*, *Cister'na lumbaris*, *C. Chyli*, *Chylago'stis*, *Chylodochium*, *Latices lactei*, *Lambar cistern*, *Reservoir of Pecquet*, (F.) *Reservoir du chyle*, *E. de Pecquet*, *Cisternne lumbaire*. A considerable dilatation of the thoracic duct, in front of the lumbar region of the vertebral column. It is the commencement of the duct.

RECEPTACULUM COTURNII. A triangular space, formed by a separation of the two laminae of the dura mater of the internal ear, near the middle of the posterior surface of the pars petrosa of the temporal bone, where the aqueductus vestibuli terminates. It is always filled with the *Fluid of Cotugno*.

RECEPTACULUM PECQUETII, *R. Chyli*—r. Sellæ equinae lateribus appositum, *Cavernous sinus*.

RECEPTIVITY, *Receptivitas*, (F.) *Réceptivité*, from *recipere*, *receptum*, 'to receive.' A word used by Tissot to express the susceptibility of certain organs to receive morbid impressions.

RECEPTUM, Prescription.

RECESSIO, Paroxysm.

RECESSUS, Abscess, Sinus—r. Sulciformis, see Fovea vestibuli.

RECHAMALCA, *Rachamelca*.

RECHUTE, see Relapse.

RECIDIVA MORBI, Relapse.

RÉCIDIVE, see Relapse.

REC'IPÉ, (L.) (*re*, and *capere*, 'to take.')

A Latin word which signifies 'take,' (F.) *Prenez*, and with which prescriptions are commenced. It is, often, represented by R, ℞, and was formerly by ♃, the symbol of Jove. See Abbreviation.

RECIPROCATIO, **VIBRATIONS OF**, see Sound.

RECLINATIO, **Reclination**—r. Palpebrarum, Ectropion.

RECLINATION, *Reclina'tio*, from *reclinare*, (*re* and *clinare*, 'to bend,') 'to bend back.' A mode of operating for the cataract, which con-

sists in applying the needle in a certain manner to the anterior surface of the cataract and depressing it into the vitreous humour, in such a way, that the front surface of the cataract is the upper one and its back surface the lower one.

RECLUSOR PALPEBRARUM, Levator palpebræ superioris.

RECOMPOSITION, Metasynchrisis.

RECONVALESCENTIA, Convalescence.

RECORDATIO, Memory.

RECORDATUS, Memory.

RECORPORATIVUS, Metasyncritic.

RECREATIO, Restrauro.

RECREMENT, *Recrementum*, from *re*, and *cernere*, *cretum*, 'to sift.' A humour, which, after having been separated from the blood, is again returned to it; such as the saliva, the secretion of serous membranes, &c. Such fluid is said to be *recrementitium*, (F.) *Récrementeux*, *Récrementiel*.

RECREMENTA VESICÆ, Urine.

RECREMENTO-EXCREMENTITIAL. Applied to secreted fluids, as the saliva, bile, &c., which are in part reabsorbed and in part excreted.

RECREMENTUM, Recrement.

RECRUDESCENTIA, *Palincoctesis*, *Recrudescence*, from *re*, 'again,' and *crudus*, 'raw.' An increase of a disease after a temporary remission.

RECTIFICATION, *Rectificatio*, from *rectum facere*, 'to make right.' An operation by which certain liquids are purified by distilling them either singly or after admixture with other substances.

RECTITIS. A hybrid word, from *rectum* and *itis*, denoting inflammation; properly *arthritis*, or *proctitis*. Inflammation of the rectum. *Proctitis*, *Proctalgia inflammatoria*.

RECTOSTENOSIS, Stricture of the rectum.

RECTO-VAGINAL, *Recto-vaginalis*. That which relates or belongs to the rectum or vagina.

RECTO-VAGINAL FISTULA is owing to a preternatural communication between the rectum and vagina, through the above septum.

RECTO-VAGINAL SEPTUM, (F.) *Cloison recto-vaginale*, is formed by the junction—back to back—(or by what the French term *udossement*) of the rectum and vagina. It separates these two canals from each other.

RECTUM; so called from a notion that it is straight. It is not so. *Intestinum Rectum*, *Apeuthysmenos*, *Euthygeteron*, *Longanon*, *Longas*, *Longanon*, *Archos*, *Cys'saros*, *Princeps*, *Monocolon* (?). The third and last portion of the great intestine. It forms the continuation of the sigmoid flexure of the colon, occupies the posterior part of the pelvis, and extends from the left side of the sacro-vertebral articulation to the coccyx, before which it opens outwards by the orifice called the *anus*. It is cylindrical, but *sacccated*, as it were, at its inferior portion, where it is consequently larger, and is attached to the sacrum by the mesorectum. Like the other portions of the canal it is formed of three membranes. Towards the lower extremity, some parallel and longitudinal wrinkles are observable on its inner surface: these are the *Columnæ*, *Columnæ carnæ* of the *Rectum* or of *Morgagni*, (F.) *Colonnes du rectum* ou de *Morgagni*. They are merely folds of the mucous membrane, between which is a

number of *Lacunæ*. The arteries of the rectum are numerous. They proceed from the inferior mesenteric, hypogastric, and internal pudic, and are called *hemorrhoidal*. The veins open, partly into the hypogastric vein, partly into the inferior mesenteric. The nerves proceed from the sciatic and hypogastric plexuses. The rectum receives the fecal matters, as they pass from the colon, which serves as a reservoir.

RECTUS ABDOMINIS, (F.) *Pubio-sternal*, *Sterno-pubien*, (Ch.) *Droit de l'abdomen*. A long flat muscle, situate at the anterior part of the abdomen, and separated from that of the opposite side by the *linea alba*. It is attached, above, to the cartilages of the last three true ribs; and, below, to the pubis by a very strong tendon, the outer edge of which is continuous with the *fascia transversalis*. This muscle is enclosed in an aponeurotic sheath; and, in its course, has three or four transverse aponeurotic intersections. It bends the chest on the pelvis, and conversely.

RECTUS ANTERIOR BREVIS, *Rectus capitis internus minor*—1. *Anterior longus*, *R. capitis internus major*—r. *Capitis anticus longus*, *R. c. internus major*.

RECTUS CAPITIS INTERNUS MAJOR, *R. internus major*, *R. anterior longus*, *Rectus capitis anticus longus*, (F.) *Trachélo-basilaire*, *Grand droit antérieur de la tête*. This muscle is long in proportion to its breadth; flat, and broader above than below. It is situate at the anterior and lateral part of the neck, and arises from the transverse processes of the 3d, 4th, 5th, and 6th cervical vertebræ. It is inserted into the basiliary process of the occipital bone.

RECTUS CAPITIS INTERNUS MINOR, *R. internus minor*, *Ren'uens*, *An'nuens*, *R. anterior brevis*, (F.) *Petit trachélo-basilaire*, *Petit droit antérieur de la tête*. This is situate deeper than the last. It is thin, flattened, irregularly quadrilateral, and passes from the anterior surface of the body of the first vertebra, near the origin of the transverse process, to be inserted into the basiliary process.

RECTUS CAPITIS LATERALIS, *R. lateralis Fallopii*, *Transversalis anticus primus*, *Rectus lateralis*, (F.) *Trachélo-atloïdo-basilaire*, *Atloïdo-sous-occipital* (Ch.), *Droit latéral de la tête*. There is a muscle of this name on each side of the head. It is flat, quadrilateral, and passes from the transverse process of the atlas to the occiput, behind the jugular fossa. It inclines the head to one side.

RECTUS CAPITIS POSTICUS MAJOR, *R. Major*, *R. Capitis posticus minor* (Albinus), *Spiniosoïdo-occipitalis*, (F.) *Avôïdo-occipitale* (Ch.) *Grand droit postérieur de la tête*. A flat, triangular muscle situate at the posterior and superior part of the neck. It extends from the spinous process of the second cervical vertebra to the external surface of the lower semicircular ridge of the occipital bone. This muscle extends the head; inclines it to one side; and causes it to experience a rotary motion, which directs the face to its side.

RECTUS CAPITIS POSTICUS MINOR, *R. Minor*, (F.) *Tuber-atloïdo-occipital*, *Atloïdo-occipital* (Ch.), *Petit droit postérieur de la tête*. A flat, triangular muscle, situate beneath the last, which passes from the posterior arch of the atlas to the occipital bone. It extends the head.

RECTUS CAPITIS POSTICUS MINOR, R. c. p. major—r. Cruris, R. femoris.

RECTUS EXTERNUS OCULI, *Abductor oculi, Indignabundus, Indignatus, Iracundus, Oculum movens secundus, Orbito-externo-scleroticiensis*. All the recti muscles of the eye, four in number, arise from the bottom of the orbit, and are inserted into the sclerotic coat of the eye. The *Rectus externus*, (F.) *Droit externe, Irascible* or *Abducteur*, is divided, at its posterior extremity, into two portions, one of which is attached to the outer part of the foramen opticum, and the other to the sphenoid bone.

RECTUS FEMORIS, *Rectus sive Grad'ilis anterior, Rectus cruris*, (F.) *Ilio-rotulien, Droit antérieur de la cuisse*. A straight muscle seated at the anterior part of the thigh. It extends from the anterior and inferior spine of the ilium and the cotyloid cavity of the patella. This muscle extends the leg upon the thigh, and conversely. It can, also, bend the thigh upon the pelvis or carry the pelvis forward.

RECTUS INFERIOR OCULI, *Depressor oculi, Tim'idus, Dep'rimens, Hum'ilis, Oculum movens quartus*, (F.) *Sous-optico-sphéno-scléroticien, Droit inférieur ou abaisseur de l'œil, Muscle humble*, arises below the optic foramen, from the sphenoid bone. It depresses the eye.

RECTUS INTERNUS OCULI, *Adductus oculi, Bibit'orius, Oculi adductor, Oculum movens primus*, (F.) *Orbito-intus-scléroticien, Droit interne de l'œil ou adducteur ou buveur*. It arises from the sphenoid at the inferior part of the foramen opticum. It turns the eye towards the nose.

RECTUS SUPERIOR OCULI, *Attol'lens oculi, Attol'lens oculum, Levator oculi, Superbus, Elevator oculi, Oculum movens tertius*, (F.) *Sus-optico-sphéno-scléroticien, Droit supérieur ou élévateur de l'œil, Dédaigneur*, is attached to the circumference of the foramen opticum.

(All the recti muscles are concerned in the voluntary motions of the eye. The oblique muscles have been supposed by Sir C. Bell to execute the involuntary. [?])

RECTUS INTERIOR FEMORIS, *Gracilis*—r. Internus major, R. capitis internus major—r. Internus minor, R. capitis internus minor—r. Lateralis, R. capitis lateralis—r. Lateralis Fallopii, R. c. lateralis—r. Major, R. capitis posticus major—r. Minor, R. capitis posticus minor.

RECUBITORIUM, *Anaclinterium*.

RECURRENT, *Recurrens*; from *recurere*, (re, and *currere*,) 'to run back.' A name given to several arterial and nervous branches, which seem to re-ascend towards the origin of the trunk whence they emanate.

RECURRENT ARTERIES. This name has been given to several arteries of the forearm, and to one of the leg. In the forearm, there are 1. The *Radial recurrent, Artère recurren'te de l'épicondyle*, (Ch.) which arises from the superior part of the radial, and ascends between the supinator longus, s. brevis, and the brachialis internus. 2. The *anterior cubital recurrent, A. recurren'te de l'épitrachle*, (Ch.) which arises from the upper and inner part of the cubital, and ascends between the pronator teres and brachialis internus. 3. The *posterior cubital recurrent*, which arises from the preceding artery, or from the cubital itself, and ascends between the olecranon and internal tuberosity of the humerus. 4. The *posterior radial recurrent*,

A. recurren'te olécranienn'e, (Ch.) It arises from the posterior interosseous, and ascends between the posterior cubital and anconeous muscles. In the leg,—the *Arteria recurren's tibialis*, *A. recurren'te du genou* (Ch.) is furnished by the anterior tibial, and ascends to the tibialis anticus muscle.

RECURRENT BANDAGES are formed by convolutions of the bandages, which make a kind of cap for the part—as the head—to which they are applied.

RECURVATIO, see Hump.

RECUTITUS, *Apella*.

REDBEAN, *Abrus precatorius*.

REDBERRY, *Arbutus uva ursi, Gaultheria, Panax quinquefolium*—r. Bitter, *Cornus Florida*—r. Swamp, *Vaccinium oxycoccos*.

REDIMICULUM, *Diadema*.

REDINGOTES ANGLAISES, see Condom.

REDINTEGRATIO, *Regeneration, Restauratio*.

REDIVIA, *Paronychia*.

REDONDANCE, *Plethora*.

REDOUBLEMENT, *Exacerbation, Paroxysm*.

RED ROOT, *Celastrus, Sanguinaria Canadensis*.

REDS, *Menses*.

REDUCTIO, *Taxis*.

REDUCTION, *Reductio, Reposit'io, Restitut'io, Diaplasis, Diaplas'mus, Syntax'ia*, from *re*, and *ducere, ductum*, 'to lead.' A surgical operation, the object of which is to restore displaced parts to their original situation. Thus, we say the reduction of a luxation, when the displaced parts are again brought to their proper relative situation. The reduction of a hernia is the restoration of the protruded parts to the cavity of the abdomen. This is, also, called *Taxis*.

REDUNDANTIA, *Plethora*.

REDUVIA, *Paronychia*.

REFECTIO, *Restauratio*.

REFECTIVA, *Analeptica*.

REFECTUS, *Restauratio*.

REFICIENTIA, *Analeptica*.

REFLECTION, *Duplicature*.

REFLEX SYSTEM OF NERVES, see Nerves.

REFLEXIO PALPEBRARUM, *Ectropion*.

REFRACTION, *Refract'io, Photoeampsis, Diaclasis*, from *re*, and *frango*, 'I break.' The change of direction which rays of light experience when they pass obliquely from one medium into another of different density. If the light passes from a rarer to a denser medium, it approaches the perpendicular raised at the point of immersion. The contrary occurs, when it goes from a denser to a rarer medium. The theory of lenses, telescopes, and of the eye, rests entirely on this property of light.

REFRAIGISSANTS, *Refrigerants*.

REFRIG'ERANTS, *Refrigerant'ia, Psych'ica, Antither'ma, Frigefacient'ia*, (F.) *Réfr'raichissans, Réfrigeratifs*; from *re*, and *frigere*, 'to cool.' Medicines which depress the morbid temperature of the body. The chief reputed refrigerants are the Potassæ Nitras, (?) the Sodæ Boras, (?) but chiefly the abstraction of caloric by ice and iced drinks, cold water, cold lemonades, soda water, and effervescing draughts internally; and externally cool air, cold water, evaporating lotions and frigorific mixtures.

RÉFRIGÉRATIFS, Refrigerants.

REGENERATIO, Reproduction.

REGENERATION, *Regeneratio*, *Palingsne'sia*, *Redintegratio*, from *re*, and *generare*, 'to beget.' Reproduction of a part of the body, which has been destroyed.

REG'IMEN, from *regere*, 'to govern.' The rational and methodical use of food, and of every thing essential to life; both in a state of health and disease. It is often restricted, in its meaning, to *Diet*. It is sometimes used synonymously with *hygiene*.

REGINA PRATI, *Spiræa ulmaria*.

REGIO, Region.

REGIO AURICULARIS. The region of the ear.

REGIO BUCCALIS. The region of the cheeks.

REGIO CARDIACA, Epigastric region.

REGIO CERVICALIS. The region of the neck.

The cervical region.

REGIO EPIGASTRICA, Epigastrium.

REGIO FACIALIS. The facial region.

REGIO FRONTALIS. The frontal region.

REGIO GASTRICA, Umbilical region—r. Hypogastrica, see *Hypogastrium*—r. Hypochondriaca, Hypochondre—r. Iliaca, Iliac region

—r. Inguinalis, Inguinal region—r. Ischiadica, Ischiadic region—r. Jugalis, Jugal region—r. Lumbalis, Lumbi—r. Mentalis, Mental region

—r. Mesogastrica, Umbilical region—r. Nasalis, Nasal region—r. Nuchæ, Nuchal region—r. Nuchalis, Nuchal region—r. Occipitalis, Occiput—r. Occipitalis inferior, Nuchal region

—r. Perinæi, Perinæum—r. Præcordiaca, Præcordial region—r. Pubis, Pubic region—r. Stomachalis, Epigastric region—r. Stomachica, Epigastric region—r. Temporalis, Temple—r. Umbilicalis, Umbilical region.

REG'ION, *Re'gio*. Same etymon. Anatomists have called *regions*, determinate spaces on the surface of the body or of different organs. Thus, the abdomen has been divided into several; to which different names have been given. See *Abdomen*, *Epigastrium*, *Hypochondrium*, *Hypogastrium*.

REGION OMBILICALE, Umbilical region.

REGIONAL ANATOMY, see *Anatomy*.

REGLES, *Menses*—r. *Devoties*, Menstruation, vicarious—r. *Difficiles*, Dysmenorrhœa.

RÉGLISSE, *Glycyrrhiza*.

REGUTINATIO, *Decollement*.

REGNE ANIMAL, see *Animal*.

REGULUS ANTIMONII, *Antimonium*.

REGURGITA'TION, *Regurgita'tio*. The act by which a canal or reservoir frees itself, without effort, from substances accumulated in it. Usually, it is applied to the *puking* or *posetting* of infants; and to the *rising* of solids or fluids into the mouth in the adult,—from *re*, and *gorge*, 'the throat.' What is called "vomiting at pleasure" is *regurgitation*.

The substances brought into the mouth by *regurgitation*, the French call *Renvois*.

REIN, *Kidney*.

REINE DES PRÉS, *Spiræa ulmaria*.

REINFORCEMENT, FASCICULUS OF, *F. Cuneatus*. A band of fibres from the *corpus innominatum*, or lateral part of the antero-lateral column of the medulla, which is continued up behind and around the *corpus olivare*, is lined on its inner or central surface with *cineritious* substance, enlarges as it ascends, passes over the upper surface of the *pons Varolii*, and is expanded into the *optic thalamus*.

It thus forms, in its course, the anterior paries of the fourth ventricle, and is brought into view by brushing away the *tuberculum cinereum* or gray matter of the ventricle. The band has received these names owing to its constantly increasing as it ascends, and being mixed up with gray matter on its inner face, from which it seems to derive new fibres.

REJEC'TIO, *Anago'gè*, from *re*, and *jacere*, 'to cast.' Every excretion by the mouth; spitting, expectoration, regurgitation or vomiting.

REJECTIO SANGUINIS E PULMONIBUS, *Hæmoptysis*.

RELÂCHEMENT, *Relaxation*.

RELAPSE, *Hypot'ropè*, *Epis'trophè*, *Hypos'trophè*, *Morbi recidi'va*, *Hypotropius'mus*, from *re*, 'again,' and *labor*, 'I fall down.' The return of a disease, during, or shortly after, convalescence. The French use *Rechute* in this sense; and *Récidive*, (*Morbus recidi'vus*), for the return of a complaint, at a greater or less period after the complete restoration of health.

RELATIO, *Rapport*.

RELATION, FUNCTIONS OF, see *Function*.

RELAXANT, *Laxans*, *Malaot'icum*, *Chalust'icum*, *Paret'icum*, (F.) *Relâchant*; from *re*, and *lazare*, 'to loose.' A medicine which diminishes the tension of organs. Mucilaginous and fatty substances are relaxants.

RELAXANTIA, *Emollients*.

RELAXATIO CORDIS ET ARTERIARUM, *Diastole*.

RELAXA'TION, *Relaxa'tio*. Same etymon.

Chalasis, *Chalasmus*, (F.) *Relâchement*. In *Physiology*, relaxation is opposed to contraction.

In *Pathology*, it means great looseness of a part.

RELEVEUR DE L'ANUS, *Levator ani*

—r. *de la Lèvre inférieure*, *Levator labii inferioris*—r. *du Menton*, *Levator labii inferioris*—r. *de l'Omoplate*, *Levator scapulæ*—r. *de la Prostata*, *Levator prostatae*—r. *de l'Urèthre*, *Levator urethræ*.

RELIQUAT, (F.) The remnant or remains of a disease.

REMAK FIBRES, see *Fibres*, *Remak*.

REMANSDIO MENSIIUM, *Amenorrhœa*.

REMEDE, *Clyster*, *Medicament*—r. *du Capuchin*, *Liquor hydrargyri nitrici*—r. *du Duc d'Antin*, *Liquor hydrargyri nitrici*.

REMEDIAL, *Medicinal*.

REMEDIAL, *Medicinal*.

REMEDIIUM, *Juvans*, *Medicament*—r. *Dentifricium*, *Dentifrice*.

REMEDY, *Medicament*—r. *English*, *Cinchona*.

REMISSIO, *Decline*, *Remission*—r. *Cordis et Arteriarum*, *Diastole*—r. *Morbi*, *Remission*—r. *Virium*, *Atony*.

REMISSIO, *Decline*, *Remission*—r. *Cordis et Arteriarum*, *Diastole*—r. *Morbi*, *Remission*—r. *Virium*, *Atony*.

REMISSIO, *Decline*, *Remission*—r. *Cordis et Arteriarum*, *Diastole*—r. *Morbi*, *Remission*—r. *Virium*, *Atony*.

REMISSIO, *Decline*, *Remission*—r. *Cordis et Arteriarum*, *Diastole*—r. *Morbi*, *Remission*—r. *Virium*, *Atony*.

REMISSIO, *Decline*, *Remission*—r. *Cordis et Arteriarum*, *Diastole*—r. *Morbi*, *Remission*—r. *Virium*, *Atony*.

REMISSIO, *Decline*, *Remission*—r. *Cordis et Arteriarum*, *Diastole*—r. *Morbi*, *Remission*—r. *Virium*, *Atony*.

REMISSIO, *Decline*, *Remission*—r. *Cordis et Arteriarum*, *Diastole*—r. *Morbi*, *Remission*—r. *Virium*, *Atony*.

REMISSIO, *Decline*, *Remission*—r. *Cordis et Arteriarum*, *Diastole*—r. *Morbi*, *Remission*—r. *Virium*, *Atony*.

REMISSIO, *Decline*, *Remission*—r. *Cordis et Arteriarum*, *Diastole*—r. *Morbi*, *Remission*—r. *Virium*, *Atony*.

REMISSIO, *Decline*, *Remission*—r. *Cordis et Arteriarum*, *Diastole*—r. *Morbi*, *Remission*—r. *Virium*, *Atony*.

REMISSIO, *Decline*, *Remission*—r. *Cordis et Arteriarum*, *Diastole*—r. *Morbi*, *Remission*—r. *Virium*, *Atony*.

REMISSIO, *Decline*, *Remission*—r. *Cordis et Arteriarum*, *Diastole*—r. *Morbi*, *Remission*—r. *Virium*, *Atony*.

REMISSIO, *Decline*, *Remission*—r. *Cordis et Arteriarum*, *Diastole*—r. *Morbi*, *Remission*—r. *Virium*, *Atony*.

REMISSIO, *Decline*, *Remission*—r. *Cordis et Arteriarum*, *Diastole*—r. *Morbi*, *Remission*—r. *Virium*, *Atony*.

REMISSIO, *Decline*, *Remission*—r. *Cordis et Arteriarum*, *Diastole*—r. *Morbi*, *Remission*—r. *Virium*, *Atony*.

REMISSIO, *Decline*, *Remission*—r. *Cordis et Arteriarum*, *Diastole*—r. *Morbi*, *Remission*—r. *Virium*, *Atony*.

REMISSIO, *Decline*, *Remission*—r. *Cordis et Arteriarum*, *Diastole*—r. *Morbi*, *Remission*—r. *Virium*, *Atony*.

REMISSIO, *Decline*, *Remission*—r. *Cordis et Arteriarum*, *Diastole*—r. *Morbi*, *Remission*—r. *Virium*, *Atony*.

REMISSIO, *Decline*, *Remission*—r. *Cordis et Arteriarum*, *Diastole*—r. *Morbi*, *Remission*—r. *Virium*, *Atony*.

REMISSIO, *Decline*, *Remission*—r. *Cordis et Arteriarum*, *Diastole*—r. *Morbi*, *Remission*—r. *Virium*, *Atony*.

REMISSIO, *Decline*, *Remission*—r. *Cordis et Arteriarum*, *Diastole*—r. *Morbi*, *Remission*—r. *Virium*, *Atony*.

REMISSIO, *Decline*, *Remission*—r. *Cordis et Arteriarum*, *Diastole*—r. *Morbi*, *Remission*—r. *Virium*, *Atony*.

REMISSIO, *Decline*, *Remission*—r. *Cordis et Arteriarum*, *Diastole*—r. *Morbi*, *Remission*—r. *Virium*, *Atony*.

REMISSIO, *Decline*, *Remission*—r. *Cordis et Arteriarum*, *Diastole*—r. *Morbi*, *Remission*—r. *Virium*, *Atony*.

REMISSIO, *Decline*, *Remission*—r. *Cordis et Arteriarum*, *Diastole*—r. *Morbi*, *Remission*—r. *Virium*, *Atony*.

REMISSIO, *Decline*, *Remission*—r. *Cordis et Arteriarum*, *Diastole*—r. *Morbi*, *Remission*—r. *Virium*, *Atony*.

REMISSIO, *Decline*, *Remission*—r. *Cordis et Arteriarum*, *Diastole*—r. *Morbi*, *Remission*—r. *Virium*, *Atony*.

REMISSIO, *Decline*, *Remission*—r. *Cordis et Arteriarum*, *Diastole*—r. *Morbi*, *Remission*—r. *Virium*, *Atony*.

REMISSIO, *Decline*, *Remission*—r. *Cordis et Arteriarum*, *Diastole*—r. *Morbi*, *Remission*—r. *Virium*, *Atony*.

REMITTENT, *Remit'tens*. Same etymon. Any disease which presents *remissions*.

REMITTENT OF CHILDREN, *Fever*, *infantile remittent*.

REMITTENT FEVER, *Febris remittens*, *Epanetus*, *Eaac'erbating*, *paroxysmal*, *sub-continual*, *endemic*, *endemic'al* or *endemical fever*, (F.) *Fièvre rémittente*, is one which strikingly exacerbates and remits, but without intermission. The ordinary bilious fever of the United States is a simple remittent—*Epanetus mitis*, (F.) *Fièvre rémittente simple*.

REMORA, from *remora'ri*, (*re*, and *mora*, 'delay,') 'to arrest.' The name of two surgical instruments, intended to retain parts *in situ*. The one was used, formerly, in castration, to prevent the intestines from protruding at the inguinal ring; the other, called *Remora Hilda'ni*, (F.) *Arrêt d'Hildan*, *Echene'is*, *xyrnis*, was employed to maintain fractures and luxations reduced. It is not now used.

REMORA ARATRI, *Ononis spinosa*.

REN, Kidney.

RENAL, *Renalis*, from *Ren*, 'the kidney.' That which relates to the kidney.

RENAL ARTERIES, *Emulgent Arteries*, are very large and short, and commonly two in number,—one to each kidney. They arise from the sides of the abdominal aorta, forming with it a right angle. The left is commonly a little more anterior and elevated than the right. After a short course, they arrive at the fissure of the kidney, where they divide, before entering it, into three or four very considerable branches.

RENAL CAPSULE, Capsule, renal.

RENAL PLEXUSES, *Emulgent Plexuses*. These are two:—one on each side. They proceed from fasciculi of the solar and celiac plexuses; from the outer part of the semilunar ganglion and the final expansion of the small splanchnic nerves. These plexuses begin by three or four ganglions, situate at the commencement of the renal artery; and they give off from their circumference many fine, straight filaments, which do not anastomose, and which enter the kidney with the divisions of the renal artery. These divisions they accompany.

RENAL VEINS, *Emulgent Veins*. These are very large. Their roots follow the same course as the arteries in the substance of the kidney. In the fissure or pelvic portion of the kidney, they unite into a single trunk, which passes transversely inwards, and opens at the side of the vena cava descendens.

RENCHUS, Snoring, Stertor.

REN'CLUSUS, *Renic'ulus*, *Ren'ulus*, diminutive of *Ren*, 'a kidney.' A small kidney. A lobe of the kidney.

RENES SUCCENTURIATI, Capsules, renal.

RENICULUS, *Renculus*.

RENIFORM, *Nephroid*.

RENNES, MINERAL WATERS OF. Thermal salines in the department of Aube, France, containing carbonic acid and chloride of magnesium. Temperature 103° to 121°, of Fahr.

RENNET, *Runnet*, from (G.) *gerinnen*, 'to coagulate.' (?) When the fourth stomach or

Abomasus, of the calf is salted and dried, it possesses the property of coagulating milk, when a portion of it is soaked in water, and the infusion is added to milk.

RENONCULE, *Ranunculus*.—*r. Bulbeuse*, *Ranunculus bulbosus*.

RENOUÉE, *Polygonum aviculare*.

RENOUEUR, (F.) *Rebouteur*, *Rhabilleur*. A bone-doctor.—a bone-setter. One who makes a trade of reducing fractures and dislocations.

RENOVATIO, *Ananeosis*.

RENUENS, *Rectus capitis internus minor*.

RENULUS, *Renculus*.

RENUM ATONIA, *Nephratonia*.—*r. Paralysis*, *Nephratonia*.

RENUCIATIO, *Rapport*.

RENVERSEMENT DE LA LANGUE, *Paraglossa*.—*r. de la Matrice*, *Uterus*, in version of the—*r. des Paupières*, *Ectropion*.—*r. du Rectum*, *Proctocele*.—*r. de la Vessie*, *Exocyste*, *Exstrophia* of the bladder.

RENVOIS, see *Regurgitation*.

REPANDATIO, *Lordosis*.

REPELLENTIA, *Repellents*.

REPELLENTS, *Repellentia*, *Repercution'ia*, *Apocrus'tica*, (F.) *Repercussifs*, from *re*, and *pellere*, 'to drive.' Medicines which, when applied to a tumefied part, cause the fluids, that render it tumid, to recede, as it were, from it. Astringents, cold water, ice, &c., are repellents.

RÉPERCUSSIFS, *Repellents*.

REPERCUSSIO, *Contra-fissura*, *Repercussion*.

REPERCUSSION, *Repercus'sio*, *Anac'lasis*; from *re*, *per*, and *quætere*, 'to shake or batter.' Disappearance of a tumour or cutaneous eruption, in consequence of the application of a repellent.

The action of a repellent remedy. The French writers use the term *Délitescence*, *Delitescen'tia*, for the sudden disappearance of a tumour, inflammation, eruptive disease, or purulent collection, without the disease occurring in any other part of the body: in this respect *delitescence* differs from *metastasis*: *Délitescence* of an inflammation or 'sudden disappearance' is distinguished by certain French pathologists from *Resolution*. *Repercussion* also means *Balottement*.

REPERCUTIEN'TIA, *Repellents*.

REPLETIO, *Fulness*, *Plethora*.

REPLI LONGITUDINAL DE LA MÉNINGE, *Falx cerebri*.

REPOSITIO, *Anaplasis*, *Reduction*, *Taxis*.

REPOUSSOIR, *Punch*.—*r. d'Arêtes*, *Probang*.

REPRODUCTION, *Reproduc'tio*, *Regenera'tio*, from *re*, and *producere*, (*pro*, and *ducere*.) The function by which living bodies produce bodies similar to themselves. See *Generation*. As a general remark, it will be found true, that the larger animals are uniparous; and the smaller, which are more exposed to destruction, multiparous. The mammalia being of the same natural class as man, it may be useful to compare them in this respect.

COMPARATIVE TABLE OF REPRODUCTION IN THE CLASS MAMMALIA.

Species.	Age capable of engendering.	Duration of gestation.	Number of young at each birth.	Period of cessation of the function.	
<i>Primatea.</i>					
Man.....	14 years	9 months	1 to 3	At a somewhat advanced age.	
Monkey, (large).....	3 years	7 months	Do.		
Do. (long tailed),..	2 years	6 months	Do.		
<i>Carnivora.</i>					
Bear.....	2 years	112 days	1 to 4	25 to 30 years.	
Badger.....	3 to 4	20 to 25 years.	
Hedgehog.....	1 year	1 mo. and 10 days	3 to 5	Produces during life.	
Ferret.....	11 months	Do.	5 to 9 twice a year		
Otter.....	3 months	3 to 4	8 to 10 years.	
Pole-cat,.....	before 1 year	56 days	3 to 6		
Marten,.....					
Weasel, and	10 years. (?)	
Ermine,.....					
Didelphus,.....					
Opossum, and					
Philander,.....	2 years	3 to 4 months	3 to 4	20 to 25 years.	
Lion.....					
Tiger,.....	Do.	3 months	4 to 5	Do.	
Leopard,.....	before 1 year	56 days	4 to 6	9 years.	
Lynx.....					
Wild Cat.....	2 years	73 days	5 to 9	15 to 20 years.	
Wolf.....	10 months	63 days	3 to 6	15 years.	
Dog in the most natural } state.....	1 year	2 months	Do.	10 or 12 years.	
Fox,.....	Do.	5 to 8	
Jackall,.....	63 days	6 to 7		
Isatis,.....	3 months(?)	2 to 3		
Phoca,.....	<i>Rodentia.</i>				
Squirrel,.....	1 year.	45 days	3 to 4 twice a year	Produces during life.	
Flying Squirrel,.....	3 to 4	Do.	
Ondatra,.....	3 to 5	Lives 6 years.	
Beaver.....	4 months	2 to 3	Lives 8 years.	
Hare,.....	1 year	30 days	{ 2 to 4 several } times a year }		
Rabbit,.....	6 months	Do.	4 to 8 do.	Lives 8 or 9 years.	
Rat,.....	Do.	5 or 6 weeks	5 to 6 do.	Produces during life.	
Mouse,.....	Do.	1 month	Do.	Do.	
Marmot,.....	6 weeks	2 to 4	Do.	
Guinea Pig.....	5 to 6 weeks.	3 weeks	5 to 8 times a year	Do.	
Dormouse,.....	1 year	3 to 5	
<i>Edentata.</i>					
Armadilla,.....	4 times a year	7 to 8 years. (?)	
<i>Ruminantia.</i>					
Camel,.....	4 years	11 months or 1 y'r	1	40 to 50 years.	
Dromedary,.....	Do.	Do.	1	Do.	
Buffalo,.....	3 years	9 months	1	15 to 18 years.	
Beef,.....	2 years	Do.	1 to 2	9 years.	
Lama,.....	3 years	Do.	12 years.	
Reindeer,.....	2 years	8 months	1	Lives 16 years.	
Buck and Doe,.....	1½ year	Do.	1 to 2	Lives 25 or 30 years.	
Roebuck,.....	Do.	5 months	Do.	Lives 12 or 15 years.	
Saiga (Antelope),.....	1 year	Do.	Do.	Lives 15 or 20 years.	
Chamois and Wild Goat,	Do.	Do.	1, 2, and 3	Lives 18 or 20 years.	
Goat,.....	Do.	Do.	Do.	7 years.	
Musimon,.....	1½ year	Do.	1 to 2	8 or 10 years.	
Sheep,.....	1 year	Do.	Do.	8 years.	
<i>Solipedes.</i>					
Horse,.....	2½ years	290 days	1 to 2	25 or 30 years.	
Ass,.....	Do.	Do.	Do.	Do.	
Zebra,.....	Do.	Do.	Do.	Do.	
<i>Pachydermata.</i>					
Hog,.....	9 months or 1 year	4 months	10 to 20	15 years.	
Elephant,.....	18 years(?)	9 to 11 months	1 or 2	Lives 70 years. (?)	
Rhinoceros,.....	5 years(?)	1 or 2 (?)	Lives 60 years. (?)	
Hippopotamus,.....	1	
Morse,.....	9 months	1	

REPULSORIUM, Punch.

REPURGA'TIO, *Anacathar'sis*, from *re*, and *purgare*, 'to cleanse.' According to Castelli—purgation by transpiration or by expectoration. Medicines producing this effect are called *Repurgantia*.

REQUIET, Acinesia.

REQUIETIO, Acinesia.

RES CONTRA-NATURAM. 'Things against nature,' (F.) *Choses contre-nature*, are

those things which tend to destroy man;—as disease, and every thing connected with it.

RES CULINARIA, Culinary art—r. Medica, Medica.

RES NATURA'LES, (F.) *Choses naturelles*. Those things, which, by their union, were conceived to constitute the nature of man; such as the elements, temperaments, humours, spirits, &c.

RES NON NATURA'LES, (F.) *Choses non-natu-*

relles. Those things which, anciently, formed the matter of hygiene. See Non-naturals.

RES VENEREA, Coition—r. Vestitaria, Vestitus.

RÉSEAU, Rete—r. Admirable, Rete mirabile—r. Merveilleux, Rete mirabile.

RESECTIO, Resection—r. Articulorum, see Resection.

RESECTIO, *Resectio*, from *resicare*, (re, and *secare*), 'to cut off.' A name, given, especially by the French surgeons, to operations in which the carious extremities of long bones, or the unconsolidated extremities of fractured bones forming irregular joints, are removed with the saw—*Resectio articulo'rum*, *Decapitatio articulo'rum*.

RESECTIO, see Amputation.

RESEDA LUTEOLA, *Weld*, *Dyer's Weed*. A European plant naturalized in the United States, which was at one time used as a diaphoretic and diuretic.

RESERANS, Aperient.

RESERVOIR DE LA BILE, Gall-bladder—r. *du Chyle*, Receptaculum chyli—r. *des Larmes*, Lachrymal sac—r. of Pecquet, Receptaculum chyli—r. *de Pecquet*, Receptaculum chyli.

RESIDENTIA, Sediment.

RESIMUS, Camus.

RESIN, *Res'na*, *Rheti'nè*. A vegetable product, commonly dry and concrete, more or less brittle, inodorous or slightly odorous, insipid, or of an acrid warm taste; of a smooth, glassy fracture, heavier than water, inflammable, insoluble in water, soluble in alcohol, ether, and yolk of an egg, and negatively electrifiable by friction. Many resins are used in medicine; the greater part are purgative and irritating. Some act like acrid poisons.

RESIN, CAYENNE, Caoutchouc—r. of the Spruce fir, see Pinus abies.

RESINA, Resin—r. Abietis, Pinus Abies—r. Abietis, Pinus picea—r. Abietis humida, Pinus abies—r. Abietis sicca, see Pinus abies—r. Alba, see Pinus sylvestris—r. Alba humida, see Pinus Abies—r. Copal, Copal—r. Elastica, Caoutchouc—r. Flava, see Pinus sylvestris—r. Fluida, Canadensis, see Pinus balsamea—r. Juniperi, Sandarac—r. Laricis, see Pinus larix—r. Lentiscina, see Pistachia lentiscus—r. Liquida pini balsamea, see Pinus balsamea—r. Liquida pini laricis, see Pinus larix—r. Nigra, Colophonia—r. Pini, see Pinus sylvestris—r. Pini empyreumatica liquida, see Pinus sylvestris—r. Pini abietis sponte concreta, see Pinus abies—r. Strobilina, see Pinus balsamea, and Pinus mughos—r. Terebinthi, see Pistachia terebinthus.

RESINATUM, *Rhetino'ton*, *εϋρινωτον*. An epithet for wine impregnated with resin, and used by the ancients as a stomachic.

RESINE DE GOMART, see *Bursera gum-mifera*—r. *de Lièrre*, see *Hedera helix*.

RESINOCE'NUM, *Rhetinoce'ron*, from *εϋρινωτον*, 'resin,' and *κηρος*, 'wax.' A mixture of resin and wax.—Galen.

RESOLUTIO, Resolution—r. Membrozum, Paralysis.

RESOLUTIO MORBI. The resolution or disappearance of a disease; especially when without any critical evacuation.

RESOLUTIO NERVORUM, Paralysis—r. Ven-

tricoli autopeptica, Gastromalacia—r. Virium, Dialysis.

RESOLUTION, *Resolutio*, *Discussio*, from *resolvere*, (re and *solvere*, 'to loosen.') Removal or disappearance, as of a disease. Resolution is one of the terminations of inflammation, in which the inflamed part returns gradually, and without suppuration to the healthy condition.

RESOLUTION DES MEMBRES, Paralysis.

RESOLVENTIA, Discutients.

RESONANCE, (F.) *Retentissement*, from re, 'again,' and *sono*, 'I sound.' 'A return of sound.' A thrilling of the voice more loud than natural; or its existence in a part where it is not heard in health; as detected by auscultation. A thickened and hardened state of the lungs, caused either by a mass of crude tubercles, or by inflammation, is generally considered to produce this phenomenon, by rendering the lung a better conductor of the murmur of the voice in the bronchi. Hence the origin of the term *Bronchophony*, from *βρονχος*, 'bronchus,' and *φωνη*, 'the voice;' (F.) *Voix bronchique*, *Voix tubaire*, V. *bourdonnante*.

RESONANCE, VIBRATIONS OF, see Sound.

RESONITUS, Contra-fissura.

RESORBENS, Absorbent.

RESORPTIO, Absorption, Resorption—r. Cutanea, see Absorption—r. Cutis, see Absorption.

RESORPTION, *Resorptio*, from *resorbere*, (re, and *sorbere*), 'to absorb again.' Absorption of a fluid which has been previously deposited in a part by the exhalants:—as of pus, blood, serum, &c.

RESPIRABLE, *Respirabilis*. Same etymon as Respiration. Any gas which can be breathed without positive danger is so called.

RESPIRAMEN, Respiration.

RESPIRAMENTUM, Respiration.

RESPIRATIO, Respiration—r. Abolita, Apnœa—r. Brevis, Dyspnœa—r. Difficilis, Dyspnœa—r. Stertens, Stertor—r. Stertuosa, Stertor.

RESPIRATION, *Respiratio*, *Anap'nœ*, from *respiro*, (re, and *spiro*), 'I take breath.' *Anapneustis*, *Pneustis spiratio*, *Respiramen*, *Respiramentum*, *Respiratus*, *Respiratus*, *Spiritus*. A function proper to animals, the object of which is, to place the materials of the blood—the mixture of the venous blood with lymph and chyle—in contact with atmospheric air, in order that it may acquire the vivifying qualities that belong to arterial blood. The organs for executing this function are, in the mammalia, birds, and reptiles,—the *lungs*. In man, the respiration consists of mechanical and chymical phenomena. The mechanical are *Inspiration* and *Expiration*. The evident chymical phenomena consist in the formation of a certain quantity of carbonic acid, the absorption of a part of the oxygen of the air, and the disengagement of a quantity of water in the state of vapour. In the healthy condition the respiration is easy, gentle, regular, and without noise. In man, the respirations are generally about 35 per minute in the first year of life; 25 during the second; 20 at puberty; and 18 in the adult age.

RESPIRATION BRONCHIQUE, see Murmur, respiratory—r. *Exagérée*, see Puerile—r. *Hypervésculaire*, see Puerile.

RESPIRATION, JERKING, (F.) *R. saccadée*. When the murmur of inspiration, in place of being continuous, is interrupted as by starts, it is called 'jerking.' It is a concomitant of incipient pleurisy, pleurodynia, spasmodic asthma, and tuberculosis of the lung with corresponding pleuritic adhesion.—Walshe.

RESPIRATION OF THE CELLS, Murmur, Respiratory—*r. Metallic, Tintement métallique*—*r. Nulle*, 'see Murmur, respiratory'—*r. Proof, Docimasia pulmonum*—*r. Puerile*, see Puerile—*r. Râpeuse*, see Murmur, respiratory—*r. Rude*, see Murmur, respiratory—*r. Silencieuse*, see Murmur, respiratory—*r. Saccadée, R. jerking*—*r. Soufflante*, Murmur, respiratory—*r. Supplémentaire*, see Puerile—*r. Tubal*, see Murmur, respiratory.

RESPIRATOR, same etymon. Various instruments have been devised for the purpose of tempering the air before it reaches the lungs in winter. One of the best is that of Jeffrey, which is made of several layers of fine wire tissue.

RESPIRATORIUM VENTRIS, Diaphragm.

RESPIRATORIUS, Respiratory.

RESPIRATORY, Respirato'rius, same etymon. Appertaining to respiration. An epithet applied to the murmur heard by auscultation in a healthy adult, during inspiration and expiration. It marks the entrance of the air into the cells, and its passage out of them. See Murmur.

RESPIRATORY TRACT, Tractus respirato'rius. The middle column of the spinal marrow, described by Sir Charles Bell as that whence the respiratory nerves originate. See Nerves.

RESPIRATUS, Respiration.

RESPIRITUS, Respiration.

RESSERRÉ, (VENTRE,) Constipation.

RESTA BOVIS, Ononis spinosa.

RESTAGNATIO, Eructation.

RESTAURANS, Corroborant.

RESTAURATIO, Refectio, Refectus, Analep'sis, Anatrep'sis, Anacom'idè, Analt'e'sis, Anact'e'sis, Apocatas'tasis. Restoration of strength, after disease or great fatigue; *Epanortho'sis, Recreat'io, Redintegrat'io, Restauratio virium*. Return of the organs to their normal condition.

RESTAURATIO VIRIUM, see Restauratio.

REST HARROW, Ononis spinosa.

RESTIFORMIS PROCESSUS, Coracoid.

RESTITUTIO, Reduction—*r. Organica, Morioplastice*—*r. Partium deperditarum, Morio-plastice*.

RESTLESSNESS, Agitation.

RESTORATIO, Restauratio.

RESTORATIVE, Corroborative.

RESTRICTIO INTESTINI RECTI vel ANI, Stricture of the rectum.

RESUMPTIVUS, Resumpto'rius; from *re*, 'again,' and *sumere*, 'to take.' Causing to resume. *Resumptivum*. Any agent calculated to restore flesh and strength to one who has been reduced.

RESUMPTORIUS, Resumptivus.

RESURRECTION-MAN, Resurrectionist.

RESURRECTIONIST, Resurrection-man, Body snatcher: from *re*, and *urgere*, 'to arise.' An individual who violates the sanctuary of the grave to obtain subjects for dissection.

RESUSCITATION, Resuscitat'io, from resuscita're, (re, and suscitare, sursum citare seu eiere,) 'to move up,' 'to stir up anew.'

Revivificat'ion. The restoration of persons, apparently dead, to life. See Asphyxia and Suffocation.

RETCHING, Vomiturition.

RETE, Plexus—*r. Malpighii, Corpus mucosum*.

RETÈ, Retie'ulum; 'a net;' *Diè'tyon, (F.) Réseau*. A name given to the interlacing and decussation of blood-vessels, lymphatics, fibres, and nerves when they form a kind of network.

RETÈ has also been applied to the *epiploon*.—Castelli.

RETÈ MAJUS, Epiploon, gastro-colic.

RETÈ MIRAB'LÈ, (F.) Réseau admirable, R. merveilleux. A name given to the ramifications and anastomoses of the internal carotid and vertebral arteries at the base of the brain.

RETÈ MIRAB'LÈ vel RETÈ VASCULO'SUM MALPIGHII is the plexus formed on the cells of the lungs by the minute ramifications of the pulmonary artery.

RETÈ MUCOSUM, Corpus mucosum.

RETÈ VASCULO'SUM TESTIS. An irregular plexus or network, formed by the communication of the *Vasa recta* at the upper and back part of the testicle. These *Vasa recta* are sent out at the back part of the testicle, from the convoluted seminal tubes. The *Rete Vasculosum testis* sends out from twelve to eighteen straight tubes, called *Vasa efferentia*, which convey the semen from the testes to the epididymis.

RETENTIO, Retention—*r. Aerea, Dyspnœa*—*r. Alvina, Constipation*—*r. Bilis, Ischocolia*.

RETENTIO FLUXUS HÆMORRHOÏDALIS. Suppression of the hæmorrhoidal flux.

RETENTIO FORTÛS, Dystocia—*r. Lactis, Ischogalactia*—*r. Lochiorum, Ischiolochia*—*r. Mensium, see Amenorrhœa*—*r. Spermatidis, Ischospemia*—*r. Sudoris, Hydroschisis*.

RETENTION, Reten'tio, Apolep'sia, Apolep'sis, from *retinere, (re, and tenere,)* 'to hold back.' Accumulation of a solid or liquid substance, in canals intended for its excretion, or in a reservoir, intended to contain it for a short period.

RETENTION OF URINE; Paru'ria Retentio'nis vesicæ'lis, Ischuria vesicæ'lis, Retentio Uri'nae, (F.) Réten'tion d'urine. A disease in which the urine accumulated in the bladder cannot be evacuated; or, at least, cannot be passed without extreme difficulty. In the former case, the retention is said to be *complete*; in the latter, *incomplete*. Many writers have distinguished three degrees of this affection, to which they have given the names *Dysury, Strangury, and Ischury*. Retention of urine may depend upon loss of contractility, paralysis of the bladder, &c., or on some obstacle to the passing of the urine, as in cases of pressure of the womb on the bladder, of tumours in its vicinity, foreign bodies in its cavity, inflammation of the urethra, swelling of the prostate, stricture, &c. The pain is extremely violent, and the bladder may be found distended above the pubis. The treatment consists in introducing the catheter, or puncturing the bladder, and in combating the cause, which has produced the retention, by particular means adapted to each case.

RETENTISSEMENT, Resonance—*r. Autophonique, see Autophonia*.

RETIA UTERI, see Uterus.

RETICULAR, *Retiform*, *Reticulā'ris*, *Retinus*, *Amphiblestroï'des*, *Dyctoi'des*, *Retifor'mis*, from *rete*, 'a net.' That which resembles a net. An epithet applied to many structures in the body.

RETICULAR SUBSTANCE, Cellular tissue.

RETICULUM: diminutive of *rete*, 'a net.' The *Bonnet* or *Honeycomb bag*—the second stomach of the ruminant animal. See also, *Epiploon*, and *Rete*.

RETICULUM CUTANEUM, *Rete mucosum*—*r. Mucosum*, *Rete mucosum*.

RETIFORM, Reticular.

RETINA, from *rete*, 'a net;' *Tu'nica retina seu reticulā'ris seu retifor'mis seu in'ima oculi*, *Involucrum reti comparatum*, *Verriculā'ris membrā'na*, *Amphiblestroï'des membrā'na*. A soft, pulpy, grayish, semi-transparent, very thin membrane; extending from the optic nerve to the crystalline, embracing the vitreous humour, and lining the choroid; without, however, adhering to either of those parts. It terminates by a defined edge—*margo dentatus*—at the posterior extremities of the ciliary processes. It is constituted, according to most anatomists, by the expansion of the optic nerve. The retina appears formed of two laminae; so joined together, that it is almost impossible to separate them. The one—the innermost—is medullary, and pulpy; the other—the outer—is stronger, and fibro-vascular. The retina is the essential organ of vision; on it the images of objects are impressed. Both it and the optic nerve are devoid of general sensibility. They may be punctured or lacerated without pain being experienced. The nerve of general sensibility distributed to the eye is the fifth pair.

RETINACULA MORGAGNII, see *Fræna* of the valve of *Bauhin*.

RETINACULUM, from *retinere*, (*re*, and *tenerē*), 'to hold back.' A surgical instrument, formerly used in the operation of castration; and in that of hernia, to prevent the intestines from falling into the scrotum.—*Scultet*. *Retinacula* are also band-like extensions of a cellulomembranous structure, which seem to suspend the ovum in its place.

RETINACULUM, *Bride*.

RETINACULUM TENDINUM PERONEORUM, *Vagī'na malleolā'ris externā*. The ligamentous sheaths that retain in situ at the outer ankle the tendons of the peroneal muscles.

RETINITIS, *Inflammatiō Retinæ*, *Amphiblestroï'ditis*, *Dicyti'tis*, from *retina* and *itis*, a suffix denoting inflammation,—a term of hybrid formation. Inflammation of the retina; a uncommon affection, except as an accompaniment of other forms of ophthalmia.

RETINUS, Reticular.

RETORT', *Retor'ta*, *Batia*, *Cornu*, *Cornuta*, *Cornest'a*, *Cornumusa*, (F.) *Cornue*, from *retorqueo*, (*re*, and *torqueo*, *tortum*), 'I bend back.' A vessel, commonly of glass or earthenware, employed in distillation. It may be *plain*, or have a *tubulure* for admitting substances whilst the distillation is going on. In the latter case, it is said to be "tubulated."

RETRACTION, *Retrac'tio*, from *retrahere*, (*re* and *trahere*), 'to draw back.' State of a part, when drawn towards the centre of the body or backwards;—as retraction of the testicles. Sometimes it is used synonymously

with *shortening* or *drawing up*; as in retraction of the thigh.

RÉTRACTIÖN DE LA MATRICE, *Retroversio uteri*.

RETRACTOR ANGULI ORIS, *Buccinator*.

RETRAHENS AURIS, *Posterior Auris*, *Tricauda'lis*, *Triceps Auris*, *Retrahens Auriculæ*, *R. Auriculam*, *Secundus proprium Auriculæ*, *Bicauda'lis*, *Deprimens Auriculæ*, *Proprius Auris externæ*, (F.) *Mastoïdo-conchinnien*, *Mastoïdo-oriculaire* (Ch.), *Auriculaire postérieur*. It consists of one or more small fasciculi or fleshy, thin, somewhat irregular fibres, situated behind the ear. These are attached to the mastoid process, and pass horizontally forwards, to terminate at the convexity formed by the concha of the ear. If this muscle had any use, it would carry the ear backwards.

RÉTRÉCISSEMENT, *Arctatio*, *Stricture*.

RETRIMENTA VESICÆ, *Urine*.

RETRIMENTUM, *Excrement*.

RETROCES'SIÖN, *Retroces'sio*, *Retroces'sus*, *Retrogres'sus*, from *retrocedere*, (*re*tro, 'backwards,' and *cedere*, 'to give place.')

The act of going back. A disappearance or metastasis of a tumour, eruption, &c., from the outer part of the body to the inner.

RETROCCESSUS, *Retrocession*.

RETROFLEXIÖ UTERI, *Retroversio uteri*.

RETROGRESSUS, *Retrocession*.

RÉTROPULSION DE LA MATRICE, *Retroversio uteri*.

RETROVERSIO UTERI, *Retroversio of the Uterus*, *Ædopto'sis Uteri retrover'sa*, *Retroflex'io Uteri*, *Anapod'isis seu Anapodis'mus Uteri*, (F.) *Rétroversion*, *Rétraction*, *Obliquité ou Répulsion de la Matrice*. A change in the position of the uterus, so that the fundus of the organ is turned towards the concavity of the sacrum, whilst the neck is directed towards the symphysis pubis. This displacement is commonly attended with constipation, tenesmus, and retention of urine. Its usual period of occurrence is between the third and fourth months of pregnancy; before the uterus has escaped above the superior aperture of the pelvis. In the treatment, the catheter must be regularly used twice a day, until the uterus, by its growth, rises above the pelvis.

The catheter should be small, flat, and curved considerably more than common, in consequence of the distorted course of the urethra. The bowels must be kept open; and absolute rest, in a recumbent posture, be enjoined. Should it be impracticable to draw off the urine, attempts must be made to replace the uterus. The woman being on her hands and knees, the fore and middle fingers of the accoucheur's left hand are to be passed up the rectum to the fundus uteri; which they must elevate, whilst the cervix uteri is carefully depressed by two fingers of the right hand in the vagina. Should the fingers employed to elevate the fundus not be long enough to effect this object, a piece of whalebone may be substituted, having a small piece of sponge attached to one extremity as a pad.

RÉTROVERSION DE LA MATRICE, *Retroversio uteri*.

REUNIO, *Synthesis*—*r. Partium separatarum*, see *Synthesis*—*r. per Primam intentionem*, see *Intention*—*r. per Secundam intentionem*, see *Intention*—*r. Vasorum*, *Anastomosis*.

RÉVASSERIE, *Incoherence*; see *Somnium*.

REVE, Somnium.
 REVEIL, see Sleep—r. en Sursaut, see Sleep.
 REVELLENT, Derivative.
 REVERY, Aphelxia.
 REVIVIFICATION, Resuscitation.
 REVULSIF, Derivative.
 REVULSION, *Revolv'sio*, from *ra*, and *vellere*, 'to pluck;' *Antis'pasis*. The act of turning the principle of a disease from the organ in which it seems to have taken its seat. Rubefaciens, vesicatories, bleeding in the foot, &c., are often used for this purpose. See Derivation.
 REVULSIVE, Derivative—r. Bleeding, see Bloodletting.
 REVULSORIUS, Derivative.
 REX METALLORUM, Aurum.
 REYNOLDS'S SPECIFIC, see Vinum colchici.
 RHA, Rheum.
 RHABBARBARUM, Rheum—r. Album, Convulvulus mechoacan—r. Antiquorum, Rheum Rhaponticum—r. Dioscoridis, Rheum Rhaponticum—r. Monachorum, Rumex patientia—r. Nigrum, Convulvulus jalapa—r. Pauperum, Thalictron—r. Sibericum, Rheum—r. Tartaricum, Rheum—r. Turcicum, Rheum.
 RHABARBE, Rheum—r. *Blanche*, Convulvulus mechoacan—r. *des Moines*; Rumex Alpinus.
 RHABDOIDES (SUTURA), Sagittal suture.
 RHABILLEUR, *Renoueur*.
 RHACHETÆ, Rhachitæ.
 RHACHETRUM, Medulla spinalis.
 RHACHILÆL, Rhachitæ.
 RHACHIAGRA, Rachisagra.
 RHACHIALGIA, Rachialgia, Rhachiodynia; Spinal irritation.
 RHACHIALGITIS, Spinal irritation, Myelitis.
 RHACHIDAGRA, Rachisagra, Rachialgia, Rhachiodynia.
 RHACHIOCYPHOSIS, Gibbositas.
 RHACHIODYNIA; from *ραχις*, 'the vertebral column,' and *δύνη*, 'pain;' *Rhachial'gia*. Pain in the vertebral column.
 RHACHIOMYELITIS, Myelitis.
 RHACHIOPLEGIA, Paraplegia.
 RHACHIOSCOLIOMA, Scoliosis.
 RHACHIOSCOLIOSIS, Scoliosis.
 RHACHIOSTROPHOSIS; from *ραχις*, 'the vertebral column,' and *στρεφω*, 'I turn;' *Contortio columnæ vertebralis*. Duration of the vertebral column.
 RHACHIOTOMUS, *Rhachiot'omum*; from *ραχις*, 'the vertebral column,' and *τομή*, 'incision.' An instrument for opening the vertebral column.
 RHACHIPARALYSIS, Paraplegia.
 RHACHIPHYMA, Rachiphyma.
 RHACHIRRHEUMA, Lumbago.
 RHACHIS, Vertebral column—r. Nasi, see Nasus.
 RHACHISAGRA, Rachisagra.
 RHACHITÆ, from *ραχις*, 'the vertebral column;' *Rhachitæ'i*, *Rachitæ*, *Rhachitæ*, or *Rachitæ'i*. The muscles of the spine.
 RHACHITES, Medulla spinalis.
 RHACHITIS, Rachitis—r. Adulorum, Mollities ossium—r. Spinalis, Rachisagra.
 RHACHITISMUS, Rachitis.
 RHACHOSIS, Rachosis.
 RHACHUS, *Rhæcus*, *Rhagus*; from *ρησσειν*,

'to tear.' A wrinkle. A laceration of the skin. A lacerated ulcer—*ulcus lac'erum*.
 RHACUS, Rhachus.
 RHÆBOCRANIA, Torticollis.
 RHAG'ADES, *ραγάδες*, *Rhaga'dia*; from *ρηγνυμι*, 'to break or rend;' *Scissu'ræ*, *Fissu'ræ*, *Fimæ*. Ruptures, chaps, or narrow and long ulcers, which form near the origin of mucous membranes, especially around the anus, and which are generally owing to the syphilitic virus.
 RHAGADES, see Fissure.
 RHAGÉ, *Ragé*; *ραγν*. Same etymon. A suffix denoting violent rupture or discharge, as in *Hemorrhagè*, *Menorrhagia*, &c.
 RHAGÈ, Fissure.
 RHAGES, *Uvæ passæ*.
 RHAGODEITIS, Uveitis.
 RHAGOÏDES, *Rhagoïdes*, *Rhagicus*, from *ραξ*, 'a grape.' Grape-like; as *TUNICA RHAGOIDES*: the uvea. Also, the choroid coat of the eye.
 RHAGUS, Rhachus.
 RHAMNUS, *Rhamnus catharticus*, *Spina cervina*, *Rhamnus solutivus*, *Spina infectoria*, *Cervispi'na*, *Buckthorn*, *Purging buckthorn*, (F.) *Nerprun purgatif*. Family, Rhamnoideæ. *Sex. Syst.* Pentandria Monogynia. The berries—*Rhamni Bacca*—have a faint and disagreeable odour; and bitterish, nauseous taste. They are cathartic, and are apt to excite griping, which must be obviated by the use of diluents.
 RHAMNUS ALATEE'NUS, *Common alaternus*, (F.) *Alaternè*. The leaves have been used as detergents and astringents, in the form of gargle especially.
 RHAMNUS FRAN'GULA. The *Black Alder*, *Frangula Alnus*, *Alnus Nigra*, (F.) *Aune noir*, *Bourdane*, *Bourgène*. All the parts of this tree, as well as of the common alder, are astringent and bitter. The bark is most so. The inner, yellow bark of the trunk or root acts as a cathartic. It has also been employed as an anthelmintic.
 RHAMNUS ZIZIPHUS, see Jujube.
 RHANTER, Canthus, (greater.)
 RHAPHANEDON, Raphanedon.
 RHAPHANIA, Raphania.
 RHAPHANIS, Raphanus hortensis.
 RHAPHANUS, Raphanus hortensis.
 RHAPHE, Raphe, Suture.
 RHAPHOSYMPHYSIS; from *ραφή*, 'suture,' and *συμφορις*, 'union.' Union by suture,—as of the bones of the cranium.
 RHAPHYS, Raphanus hortensis.
 RHAPONTICUM, Rheum Rhaponticum—r. *Vulgare*, *Centaurea centaurium*.
 RHAPONTIQUE, Rheum rhaponticum.
 RHAPS, Raphanus hortensis.
 RHAPYS, Raphanus hortensis.
 RHATANIA, Krameria ratanhia.
 RHAX, see Vitis vinifera.
 RHEGE, Cramp, Contusion, Laceration.
 RHEGMA, Cramp, Contusion, Laceration, Rhexis—r. Ligamentare, Apospasma.
 RHEGMUS, Cramp, Contusion, Laceration.
 RHEMBASMUS, Somnambulism.
 RHEMBÈ, *Rhembus*; from *ρημβειν*, 'to wander about.' Irregularity in the return of febrile paroxysms.
 RHEMBUS, *Rhembe*.
 RHENCHUS, Rattle, Snoring.

RHENXIS, Rattle, Snoring.

RHEON, Rheum.

RHETINE, Resin.

RHETINOCERON, Resinatum.

RHETINOTON, Resinatum.

RHEUM, (pronounced *room*), *Rheu'ma*, (F.) *Rhume*; from *ρῆω*, 'to flow.' The discharge from the air passages arising from cold.

RHEUM, SALT. A popular name in the United States, like 'tetter,' for various cutaneous affections of the eczematous and herpetic forms more especially. It is at times applied to a kind of chronic psoriasis; and likewise to cutaneous affections in those who immerse the hands in metallic or acid solutions.

RHEUM, *R. palmatum*, *R. compactum*, *R. undulatum*, *Rhabar'barum*, *Rheon*, *Rha*, *Rhæum*, *Lapathum orientale*, *L. Chinen'se*, *Rhabar'barum ve'rum*, *R. Tartar'icum*, *R. Siber'icum*, *R. Tur'cicum*, *Rhubarb*, (F.) *Rhabar'be*. Family, Polygonææ. *Sex. Syst.* Enneandria Trigynia. The root—*Rheum*—is the part used in medicine. Its odour is aromatic, peculiar, and rather nauseous; taste, somewhat aromatic, subacid, bitterish, and astringent. It colours the saliva and the urine yellow. It is easily pulverized, and forms a powder of a bright buff-yellow colour. Both water and spirit extract its virtues. Rhubarb root is purgative, stomachic and astringent. (?) It is chiefly used for the properties first mentioned: externally, the powder is sometimes sprinkled over ulcers, to assist their granulation. Dose, ℞j to ℥ss of the powder. In a smaller dose, it is stomachic.

Numerous species of Rheum, *Rh. palmatum*, *Rh. undulatum*, and *Rh. compactum*, have purgative roots.

The rhubarbs most used in the United States are the *Chinese* or *India Rhubarb*—*Rheum Sinen'se* vel *Ind'icum*;—the *Russian*, *Turkey*, or *Bucharian Rhubarb*—*Rheum Rus'sicum* vel *Tur'cicum*;—and *European Rhubarb*.

RHEUM COMPACTUM, Rheum—r. Indicum, see Rheum—r. Palmatum, Rheum—r. Russicum, see Rheum—r. Sinense, see Rheum—r. Turcicum, see Rheum—r. Undulatum, Rheum.

RHEUM RHAPON'TICUM, *Rhapontic' Rhubarb*; *Rhaponticum*, *Rhabar'barum Dioscor'idis*, *R. Antiquo'rum*, (F.) *Rhapontique*, *Rhapontic*. The root of this seems to have been the rhubarb of the ancients. It is more astringent than that of the rheum palmatum, and less purgative; for the latter purpose, two or three drachms being required for a dose.

French, *Rhapontic* or *Krimea Rhubarb*, is obtained from this species, as well as from *Rh. undulatum*, and *Rh. compactum*.

RHEUMA, Catarrh, Diarrhœa, Rheum, Rheumatism. Also, inflammation of a fibrous tissue,—as in rheumatism and gout.—Fuchs.

RHEUMA CATARRHALE, Bronchitis, (chronic) —r. Epidemicum, Bronchitis, chronic, Catarrh, epidemic—r. Pectoris, Catarrh—r. Uteri, Leucorrhœa.

RHEUMAPYRA, Rheumatism, acute.

RHEUMARTHTRITIS, see Rheumatism, acute.

RHEUMARTHROSIS, see Rheumatism, acute.

RHEUMATALGIA, Rheumatism, chronic —r. Arthritica, see Rheumatism, acute.

RHEUMATIC, *Rheumat'icue*, (F.) *Rheumatismale*, *Rhumatiquus*. Belonging to rheumatism; as rheumatic fever. Also, applied to one affected with rheumatism; (F.) *Rheumatizant*.

RHEUMATISM, *Catarrh'a*; from *ρῆμα*, 'a defluxion, catarrh.' *Dolor Rheumat'icus et arthrit'icus*, (Hoffman,) *Rheumat'osis*, *Myosot'is*, *Rheuma*, *Myodyn'ia*, (F.) *Rhumatisme*. A kind of shifting phlegmasia, sometimes seated in the muscles, sometimes in the parts surrounding the joints; and at others, within them. Hence the names *Muscular*, *Articular*, and *Synovial*, which have been applied to it. The disease may be *acute*, or *chronic*.

RHEUMATISM OF THE ABDOMEN, *Cœliorrheuma*.

RHEUMATISM, ACUTE, *Rheumat'is mus acutus*, *Rh. universalis febrilis*, *Arthrosia acuta*, *Rheumatismus*, *Rh. inflammatorius seu hypersthen'icus*, *Rheumat'ic Fever*, *Rheumatopy'ra*, *Rheumatopy'ra*, *Febris rheumat'ica inflammator'ia*, *Syn'ocha rheumat'ica*, *Myosot'is*, *Myi'tis*, *Cauma rheumatism'us*, *Arthrit'is rheumatism'us*, *Arthro-rheumatism'us*, *Synov'itis rheumatism'al'is*, *Hæmo-art'hrit'is*, (F.) *Rhumatisme aiguë*, *Fèvre rhumatismale*, usually comes on with the ordinary symptoms of fever; soon after which, or simultaneously, or even before the appearance of febrile signs, excruciating pains are felt in different parts of the body, particularly in the larger joints, which are more or less red and swollen; the pain shifting from one to the other, at times with great rapidity. The disease rarely terminates in less than six weeks, during the greater part of which period the febrile symptoms remain severe; and what is peculiar to the disease, the skin may be covered daily with a profuse perspiration, although it feels extremely hot, and the pulse appears in no way modified by it. It is one of the essential symptoms of the affection, and consequently affords no relief. The only danger to be apprehended from acute rheumatism, notwithstanding the apparent severity of the symptoms, is the translation or extension of the disease to some internal part, especially to the heart. This tendency must always be borne in mind. *Acute* rheumatism seldom terminates in *chronic*; they who are liable to the former are rarely so to the latter, and conversely. The disease will generally run its course in spite of treatment. The usual antiphlogistic plan had better be pursued during the first days of the disease. Blood-letting may be employed, if the vigour of the patient and of the disease seem to require it; but, although the blood is generally buffy, bleeding does not usually seem to afford much relief. The bowels must be kept open; effervescent draughts be administered, and opium be given in full doses to allay pain. This is, generally, all that is necessary during the first week; after which, advantage will usually be obtained from the exhibition of the sulphate of quinia with sulphuric acid. It does not augment the excitement; and will be found proper in almost all cases. Rheumatic inflammation is very different from other varieties, and this may account for the anomaly. After a few weeks, the disease usually goes off, but leaves the patient very liable to a recurrence on slight exposures or errors of diet; at times, acute rheumatism of the joints puts on

the appearance of gout, and seems to be a complication of the two affections. It is then called *Gouty* or *Arthritic rheumatism*, or *Rheumatic gout*, *Rheumatoid'gia*, *Arthritic'ica*, *Rheumathrosis*, *Rheumathritis*, *Arthritic rheumat'ica* seu *juvenilis*.

RHEUMATISM OF THE ARM, *Brachiorrheuma*—*r.* Arthritic, see *Rheumatism*, acute—*r.* of the Bladder, *Cystorrhœuma*—*r.* of the Bowels, *Enterorrhœuma*.

RHEUMATISM, CAP'SULAR, *Rheumatis'mus capsularis*. Rheumatism seated in the lining membrane of the joints and bursæ of the tendons. The parts most liable to its attacks are the feet and hands, where it is generally easily recognised by the enlargement of the joints; but the peculiar characters of the disease are, perhaps, most strikingly seen when it attacks the knee.

RHEUMATISM OF THE CHEST, *Pleurodynia*.

RHEUMATISM, CHRONIC, *Arthro'sia chron'ica*, *Rheumatismus chronicus* seu *nonfebrilis*, *R. vulgaris* seu *inveteratus* seu *habitualis* seu *frig'idus*, *Rheumat'gia*, *Rheumatodyn'ia*, *Arthrodyn'ia*, *Arthritis arthrodyn'ia*, (F.) *Rheumatisme chronique*, *Rheumat'gie*, is attended with pains in the hips, shoulders, knees, and other large joints. These are, sometimes, confined to one joint; at others, shift from one to another, without occasioning inflammation, or fever. In this manner, the complaint often continues for a great length of time, and then goes off. There is no danger attendant upon it; but the patient may become lame, and is always liable to painful recurrences. Neither variety generally terminates in suppuration; but effusion of coagulable lymph is apt to occur, so as to occasion permanent thickening of the parts. The great preventive of chronic rheumatism, and one of the most valuable curative agents, is flannel, worn next the skin. The whole class of rubefacients may, also, be used with advantage. The warm bath, especially the natural warm bath, the temperature of which does not vary, is perhaps the most successful remedy of all.

RHEUMATISM OF THE EXTREMITIES, *Aciorrheuma*—*r.* of the Face, *Prosoporrhœuma*—*r.* Gouty, see *Rheumatism*, acute—*r.* of the Heart, *Cardiorrheuma*—*r.* of the Leg, *Scelorrhœuma*—*r.* of a Limb, *Merorrhœuma*—*r.* Local, *Merorrhœuma*—*r.* of the Loins, *Lumbago*—*r.* of the Neck, *Torticollis*—*r.* Partial, *Merorrhœuma*—*r.* of the Skin, see *Dermalgia*—*r.* Topical, *Merorrhœuma*.

RHEUMATISM, PRÆABDOM'INAL, (F.) *Rheumatisme pré-abdominal*. Rheumatism of the muscles of the anterior and lateral portions of the abdomen; supposed by MM. Gœnest and Requin to be the same as the *nervous affection of the peritonæum* of Gooch.

RHEUMATISM OF THE UTERUS, *Metrorrhœuma*—*r.* Weed, *Pyrola maculata*, *P. umbellata*.

RHEUMATISMUS ABDOMINIS, *Coeliorrheuma*—*r.* Acutus, *Rheumatism*, acute—*r.* Brachii, *Brachiorrheuma*—*r.* Cancrosus, *Neuralgia faciei*—*r.* Cervicis, *Torticollis*—*r.* Colli, *Torticollis*—*r.* Cordis, *Cardiorrheuma*—*r.* Cruris, *Scelorrhœuma*—*r.* Dorsalis, *Lumbago*—*r.* Extremitatum, *Aciorrheuma*—*r.* Faciei, *Prosoporrhœuma*—*r.* Febrilis, *Dengue*—*r.* Inflammatorius seu hypersthenicus, *Rheumatismus acutus*—*r.* Intestinorum, *Enterorrhœuma*—*r.* Intestinorum cum ulcere, *Dysentery*—*r.* Larvatus, *Neuralgia fa-*

ciei—*r.* Localis, *Merorrhœuma*—*r.* Memborum singulorum, *Merorrhœuma*—*r.* Non febrilis, *Rheumatism*, acute—*r.* Partialis, *Merorrhœuma*—*r.* Pectoris, *Pleurodynia*—*r.* Phlegmonodes, *Myositis*—*r.* Spasmus nervosus, *Neuralgia*—*r.* Universalis febrilis, *Rheumatism*, acute—*r.* Uteri, *Metrorrhœuma*—*r.* Vesicæ urinariæ, *Cystorrhœuma*—*r.* Vulgaris seu inveteratus seu habitualis seu frigidus, *Rheumatism*, chronic.

RHEUMATODYNIA, *Rheumatism*, chronic.

RHEUMATOPHTHAL'MIA, *Rheumatophthal'mia*; from *ρευμα*, 'rheumatism,' and *οφθαλμία*, 'inflammation of the eyes.' Rheumatic ophthalmia.

RHEUMATOPYRA, *Rheumatism*, acute.

RHEUMATOSIS, *Rheumatism*.

RHEUMOPHTHALMIA, *Rheumatophthalmia*, *Sclerottitis*.

RHEX'IS, *Rhegma*, *Dirup'tio*, *Rup'tio*, *Ruptura*, *Rupture*. Rupture of a vessel or organ. Spontaneous opening of an abscess.

RHEXIS OC'ULI. Bursting of the eye from any cause; spontaneous or excited.

RHICNOS'IS, from *ρικνωματι* 'to become wrinkled;' *Cutis corrugatio*. Wrinkling of the skin from extension of the body; opposed to *εκτασις*; or distension from repletion.

RHIGOS, *Rigor*.

RHIN, *Nasus*.

RHINAL'GIA, *Rhinodyn'ia*, from *ριν*, 'the nose,' and *αλγος*, 'pain.' Pain in the nose.

RHINAL'GIA AB INTRU'SIS. Pain in the nose from foreign bodies.

RHINALGIA VERMINO'SA. Pain in the nose from worms.

RHINAN'CHONE, *Rhinan'gia*, *Rhinostegno'sis*; from *ριν*, 'the nose,' and *αγωνα*, 'narrowness.' Contraction of the nose. Snuffles.

RHINANGIA, *Rhinanchone*, *Snuffles*.

RHINCHOS, *Rostrum*.

RHINENCEPHALIA, *Cyclopia*.

RHINEN'CHYSIS, *Rhynenchys'ia*, from *ριν*, 'the nose,' *εν*, 'in,' and *χυν*, 'I pour.' An infusion or injection, made into the nostrils, with a syringe called *Rhinen'chites*.

RHINES, *Nares*.

RHINITIS, *Nasi'tis*, from *ριν*, *ρινος*, 'the nose,' and *itis*, denoting inflammation. Inflammation of the nose. *Coryza*.

RHINITIS ULCEROSA, *Ozena*.

RHINOBLENNORRHOEA, *Rhinorrhœa*.

RHINOC'ACE, *Coryza scarlatino'sa*; from *ριν*, 'the nose,' and *ακος*, 'evil.' The offensive discharge from the nose, and other symptoms indicating a morbid condition of the Schneiderian membrane that accompany the worst forms of scarlatina.

RHINOCATARRHUS, *Coryza*.

RHINOCNES'MUS, from *ριν*, 'the nose,' and *κνημος*, 'itching.' Itching of the nose.

RHINODYNIA, *Rhinalgia*.

RHINOPHONIA, from *ριν*, 'the nose,' and *φωνη*, 'the voice.' A nasal voice, called, also, *Dysphonia immodulata nasalis*, *Paraphonia nasalis*, *Paraphonia res'onans*, *Psellismus nasalis*, *Mycterophonia*, *Nasitas*, *Vox nasalis*, *Paralalia nasalis*. Speaking through the nose.

RHINOPLASTIC, *Rhinoplas'tica* (ars) from *ριν*, 'the nose,' and *πλασσω*, 'I form.' An epithet applied to the operation for forming a new nose. The *Taliacotian operation*, so called

because described by Tagliacozzi. It consists in bringing down a portion of flesh from the forehead, and causing it to adhere to the anterior part of the remains of the nose.

RHINOPTIA, from *ῥίψ*, 'the nose,' and *οπτομαι*, 'I see.' The act of seeing over the nose. Squinting over the nose.

RHINORRHAGIA, Epistaxis.

RHINORRHAPHY, *Rhinorrhaph'ia*, from *ῥίψ*, 'nose,' and *ῥαφή*, 'a suture.' An operation for the removal of epicanthus, which consists in pinching up a longitudinal fold of the skin, including this fold in two elliptical incisions, removing it, and bringing together the edges of the wound by harelip suture.

RHINORRHŒA, *Rhinorrhœnorrhœa*, from *ῥίψ*, *ῥίψ*, 'the nose,' and *ῥέω*, 'I flow.' A discharge of limpid mucus from the nose without any inflammatory symptom. A gleet from the nose.

RHINO'SIS, from *ῥίψ*, 'a skin, leather,' or from *ῥίψ*, 'rugous.' The state of looseness and excess of skin observed in phthisis.—Vogel.

RHINOSTEGNOSIS, Rhinanchone.

RHIPTASMOS, Jactation.

RHIPTOLUSIA, Affusion.

RHIS, Nasus.

RHIZA, Radix.

RHIZAGRA, Punch.

RHIZOMA, *Rhizome*: from *ῥίζα*, 'a root.' The part of the root of a plant, which consists of wood or flesh, as in the carrot.

RHIZOPHAGUS, from *ῥίζα*, 'a root,' and *φαγῶ*, 'I eat.' One who lives on roots.

RHIZOTOMIST, see Simples.

RHIZOTOMUS, Apothecary.

RHOA, *Punica granatum*.

RHODELÆON, *Oleum rosa'rum*. Oil of roses, or oil impregnated with roses.

RHODIA, *Rhodiola ro'sea*, *Rosea*, *Rosewort*, (F.) *Rhodiola*. *Sex. Syst.* Dicaica Octandria. The root, *Roseroot*, when dry, has a very pleasant smell, and is slightly astringent. It is not used.

RHODINUS, *Rho'dius*, *Rosa'ceus*, *Ro'seus*, *Rosa'tus*. Rosy. Formed of, or containing, roses.

RHODIOLA ROSEA, *Rhodia*.

RHODIOLE, *Rhodia*.

RHODITES VINUM. Wine in which roses have been macerated.

RHODIUM LIGNUM, *Rhodium* or *Rosewood*. The wood or root of a tree supposed to be *Gemista Canariensis* of Linnæus. (F.) *Bois de rose*, *Bois de Chypre*. *Family*, Leguminosæ. *Sex. Syst.* Diadelphia Decandria.—The essential oil is a perfume, and possesses cordial and tonic virtues. Its smell is attractive to fish, rats, &c.

RHODIUS, *Rhodinus*.

RHODODAPHNIS, *Nerium oleander*.

RHODODENDRON CHRYSANTHEMUM, *R. Chrysanthum*; the *Olean'der*, *Rose Bay*, *Yellow rhododendron*, *Mountain Laurel*, (F.) *Rosage*, *R. Chrysanthe*. *Nat. Ord.* Ericæ. *Sex. Syst.* Decandria Monogynia. This plant has been recommended in rheumatism, gout, and syphilis. In an overdose, it produces acro-narcotic symptoms.

RHODOMELA PALMA TA, *Dulse*, *Sacharine Fucus*. One of the Algæ eaten in large quantities throughout the maritime countries of

the north of Europe, and in the Grecian Archipelago.

RHODOMELI, *Mel rosæ*.

RHODON, *Rosa centifolia*.

RHODOSACCHARUM, *Confectio rosæ gallicæ*.

RHODOSTACTON, *Mel rosæ*.

RHODOSTAGMA, *Aqua rosæ*.

RHŒA, *Punica granatum*.

RHŒAS, *Papaver rhœas*.

RHOEBDESIS, Absorption.

RHŒUM, *Rheum*.

RHOGMOS, *Rattle*.

RHOI'TES, *ῥοι'tης*; a wine impregnated with the pomegranate; from *ῥοι'tes*, *Pomegranates*.—Dioscorides. A confection, made by boiling the juice of the pomegranate in honey.—Paulus of Ægina.

RHOMBOÏDEUS, from *ῥομβος*, 'a rhombus,' whose sides are equal, with two obtuse and two acute angles. *Rhomboideus major* and *minor*, *Rhomboïdes*, *Cervici-dorso-scapulaire*. A muscle situate at the posterior inferior part of the neck, and at the posterior part of the back. It has a rhomboidal shape, and is attached, by its inner edge, to the posterior cervical ligament, and to the spinous processes of the last cervical vertebra, and of the first four or five dorsal. By its outer edge, it is attached to the spinal or posterior edge of the scapula. It is divided into two fasciculi, constituting the *Rhomboideus major* and *minor*, the latter being situate higher than the other. This muscle draws the scapula backwards and upwards, and impresses upon it a rotary motion, which brings its inferior angle nearer to the spine; and, consequently, depresses the anterior angle and the shoulder.

RHOMBOS, *ῥομβος*. A bandage mentioned by Galen, so called on account of its rhomboidal shape.

RHONCHUS, *Rattle*, *Snoring*, *Stertor*—*r. Crepitans*, *Râle crépissant*—*r. Mucous*, see *Râle crépissant*—*r. Sibilans*, see *Râle crépissant*—*r. Sonorus*, *Râle sonore*—*r. Subcrepissant*, see *Rattle*.

RHOPALISMUS, *Priapismus*.

RHOPALOSIS, *Plica*, *Pupil*, *Uvea*.

RHOPE, *Congestion*.

RHOTACISMUS, *Rotacism*.

RHUBARB, *Rheum*—*r. Chinese*, see *Rheum*—*r. French*, *Rheum Rhaponticum*—*r. India*, see *Rheum*—*r. Crimea*, *Rheum Rhaponticum*—*r. Monk's*, *Rumex Alpinus*, *Rumex patientia*—*r. Poor man's*, *Thalictron*—*r. Rhapontic*, *Rheum rhaponticum*—*r. Russia*, see *Rheum*—*r. Turkey*, see *Rheum*—*r. Wild*, *Convolvulus panduratus*.

RHUBARBE FAUSSE, *Thalictron*—*r. des Pauvres*, *Thalictron*.

RHUE, *Ruta*.

RHUMATALGIE, *Rheumatism*, *chronic*.

RHUMATIQUE, *Rheumatic*.

RHUMATISANT, *Rheumatic*.

RHUMATISMALE, *Rheumatic*.

RHUMATISME, *Rheumatism*—*r. Aigu*, *Rheumatism*, *acute*—*r. Chronique*, *Rheumatism*, *chronic*—*r. Præabdominale*, *Rheumatism*, *præabdominal*—*r. de l'Utérus*, *Metrorrhœma*.

RHUME, *Rheum*—*r. de Cerveau*, *Coryza*—*r. de Poitrine*, *Catarrh*.

RHUS CORIARIA, *Sumach*, *Shumach*, *Rhus Glabrum*, *Adu'rión*, *Elm-leaved Sumach*, (F.) *Sumac des Corroyeurs*. *Family*, *Terebintha-*

cæ. *Sex. Syst.* Pentandria Monogynia. This is the only species of the genus *Rhus* that is innocent. Both the leaves and berries have been used as astringents and tonics.

RHUS GLABRUM, *Rh. coriaria*.

RHUS RADICANS, *Rhus vernix*, *Poison vine*, (*America*.) This plant is poisonous, (see Poisons, Table of,) and is extremely acrid, when applied to the skin, producing erysipelas and vesications, and has been used, like the next variety, in paralysis and other nervous affections.

RHUS SYLVESTRIS, *Myrica gale*.

RHUS TOXICODENDRON, *Toxicodendron*, *Poison oak* (*America*), (*F.*) *Sumac vénéneux*. This plant has been used in paralytic affections and cutaneous eruptions. It is poisonous, like the last. Dose, gr. ss to gr. iv.

RHUS VERNIX, *Rh. radicans*.

RHYPARIA, *Rupia*, *Sordes primarum viarum*.

RHYPOS, *Sordes*.

RHYPTICA, *Detergents*.

RHYPTICUS, *Abstergent*.

RHYSIS, *Flux*.

RHYSMUS, *Rhythm*.

RHYSEMA, *Wrinkle*.

RHYTHM, *Rhythmus*, *Rhysmus*, 'measured movement.' The order, or proportion, which reigns between the different parts of a whole. Applied, in medicine, to the pulsations of the heart—to the pulse—to express the due proportion between one pulsation and those following it.

RHYTHMICAL CONTRACTIONS OF MUSCLES, are those that succeed one another after regular intervals.

RHYTHMUS, *Rhythm*.

RHYTIDOSIS, *Rutidosis*.

RIB, *Costa*—*r. False*, see *Costa*—*r. Floating*, see *Costa*—*r. Sternal*, see *Costa*—*r. True*, see *Costa*.

RIBES NIGRUM, *Cassis*. The *Black currant*, (*F.*) *Groseillier noir*. *Sex. Syst.* Pentandria Monogynia. The berries have been recommended in sore throat, as diuretics. The leaves have been advised for the same purpose. They are chiefly used as preserves.

RIBES RUBRUM, *Grossularia non spinosa*, the *red currant*, (*F.*) *Groseillier rouge*; of which the *white* is only a variety. It is cultivated, and affords an agreeable fruit. It possesses the qualities of the subacid fruits, in general, and makes an excellent preserve.

RIBS, NECK OF THE, *Collum costarum*.

RICE, *Oryza*—*r. Disease*, *Cholera*—*r. Wild*, *Zizania aquatica*.

RICHARDSONIA, see *Ipecacuanha*.

RICHLEAF, *Collinsonia Canadensis*.

RICHWEED, *Actæa racemosa*, *Ambrosia trifida*, *Collinsonia Canadensis*.

RICIN, *Ricinus communis*.

RICINOIDES, *Jatropha curcas*.

RICINUS COMMUNIS. The *Castor oil plant*, *Cataputia major*, *Ricinus vulgaris*, *Palma Christi*, *Faba purgatrix*, *Cerua* or *Kerua*, *Cici*, (*F.*) *Ricin*, *Pêve purgatif*. *Family*, *Euphorbiaceæ*. *Sex. Syst.* Monœcia Monadelphia. Castor-oil seeds, whence the oil is obtained, are inodorous; taste acrid and slightly sweetish. One or two seeds will act as a cathartic; but the oil, *O'leum ric'ini*, *O. infernale*, (*F.*) *Huile de Ricin*, is alone used. It is obtained by bruising the castor seeds, previously

decorticated, and then expressing the oil without the application of heat. Recently drawn castor oil, *Oleum de kervâ*, *O. korv'num*, *Alker'va*, *Oleum Ric'ini*, *O. Cic'inum*, *O. Palma liq'u'idum*, is inodorous and nearly insipid. It is cathartic, operating speedily, and may be used in all cases where powerfully stimulating purgatives would be injurious. Dose, f. ʒj to f. ʒiiss. Hufeland recommends that a drop of the croton oil shall be added to an ounce of the oil of poppy, and that the mixture shall be called *O'leum Ric'ini Officina'le*.

A variety of *Ricinus* at Cape Verd is employed by the inhabitants to increase the secretion of milk. It is applied in the form of poultice, made with the green leaves, to the mammae, or of a strong decoction, with which the mammae and the external parts of generation are washed.

RICINUS MAJOR, *Jatropha curcas*—*r. Minor*, *Jatropha manihot*.

RIKETS, *Rachitis*.

RICTUS LUPINUS, see *Harelip*.

RIDE, *Wrinkle*.

RIDING, (of Bones.) *Ossium superposit'io*, (*F.*) *Chevauchement*. Displacement of the fragments of a bone, chiefly produced by the contraction of muscles, which occasions shortening of the limb; the fractured extremities *riding* over each other, instead of being end to end.

RIGIDITAS, *Rigidity*.

RIGIDITAS ARTICULORUM, *Ancylo'sis spur'ia*. Stiffness of the joints. False ankylosis.

RIGIDITY, *Rigid'itas*, from *rigere*, 'to stiffen.' Great stiffness of fibre, or want of suppleness. The stiffness of the dead body, (*F.*) *Roideur cadavérique*, is one of the most certain signs of the cessation of life.

RIGOR, *Rhigos*, *Algor*, *Coldness*, *Cheim'ia*, (*F.*) *Frisson*. Same etymon. Sensation of cold, with involuntary shivering of the whole body:—a symptom of fever. A slighter degree, and at times full rigor, is occasionally termed a *chill*, *frigus ten'ue*, *perfrigeratio*.

RIGOR ARTUUM, *Contractura*—*r. Cadaverosus*, *Rigor mortis*—*r. Corporis mortui*, *Rigor mortis*—*r. Emortualis*, *Rigor mortis*—*r. Maxillæ inferioris*, *Trismus*.

RIGOR MORTIS, *R. corporis mortui*, *R. cadaverosus*, *R. emortualis*, *Neconarc'ema*, (*F.*) *Roideur* ou *Raideur cadavérique*. 'Stiffness of death.' Death stiffening. The rigidity of limbs that occurs on dissolution.

RIGOR NERVORUM, *Tetanus*—*r. Nervosus*, *Tetanus*.

RIMA, *Schisma*, *Schiza*. A fissure, a cleft; as *Rima*, or *Ri'mula Glottidis* seu *Laryngis*, 'the opening of the glottis.' *Rima vulvæ*, *R. magna*, *Intro'itus*, *Sinus vulvæ*, *Scapha*, *Scaphus* seu *Fissu'ra magna* seu *Scissu'ra vulvæ*, *Schiza*, 'the opening of the vulva.' See *Vulva*.

RIMA CANALIS ORBITARII, *Suborbitar fissure*—*r. ad Infundibulum*, *Vulva cerebri*—*r. Laryngis*, *Rima glottidis*—*r. Magna*, *Vulva*, see *Rima*.

RIMÆ, *Rhagades*.

RIMULA GLOTTIDIS, *Rima glottidis*—*r. Laryngis*, *Rima glottidis*.

RINÆUS, *Compressor naris*.

RINCHOS, *Rostrum*.

RING, *Sax. h'ins*, *pins*; *Germ. Ring*, *Cricos*, (*F.*) *Anneau*. A name given to natural,

circular, or roundish apertures, with muscular or aponeurotic parietes, which serve for the passage of some vessel or canal:—as the *umbilical ring, inguinal ring, &c.*

RINGWORM, *Herpes circinatus*—r. of the Scalp, *Porrigo scutulata*—r. Ulcerative, *Herpes exedens*—r. Vesicular, *Herpes præputii*.

RIRE or **RIS**, *Risus*—r. *Canin*, Canine laugh—r. *Moqueur*, Canine laugh—r. *Sardonien*, *Risus sardonius*—r. *Sardonien*, Canine laugh—r. *Sardonius*, Canine laugh.

RISAGON, Cassumuniar.

RISIGALLUM, Orpiment.

RISING, see *Regurgitation*—r. of the Lights, *Cyanche trachealis*.

RISING OF ELEVATION OF THE PULSE, *Pulsus elevatio*. The pulse is said to rise, when it becomes more full and frequent, as occurs in the exacerbation of acute diseases.

RISOIRIUS NOVUS. Santorini gives this name to a portion of the *platysma myoides*, which passes from the cheek towards the commissure of the lips.

RISSIGALLUM, Orpiment.

RISUS, from *ridere, risum*, 'to laugh.' *Gelus, Laughing, Laughter, Laugh*, (F.) *Rire* or *Ris*. An involuntary movement of the muscles of the face, and of the lips in particular, accompanied with a sonorous and interrupted respiration, commonly indicating mirth and satisfaction.

RISUS APIUM, *Ranunculus sceleratus*—r. *Caninus*, Canine laugh—r. *Involuntarius*, Canine laugh—r. *Sardonius*, Canine laugh—r. *Spasticus*, Canine laugh.

RIVER WEED, *Conferva rivalis*.

RIZ, *Oryza*.

ROAN TREE, *Sorbus acuparia*.

ROB, *Roob, Robub, Rohob, Kohab*, (F.) *Extrait des fruits*. This word, of Arabic extraction, means the juice of any fruit thickened to the consistence of honey by evaporation, before it has fermented. The juice of the grape, boiled to this consistence, was called *Sapa*, and, when not quite so thick, *Defrutum*.

ROB CYNOSBATUS, *Confectio rosæ caninæ*—r. *ex Moris*, *Diamorion*—r. *Nucum*, *Diacaryon*.

ROBIN RUN-AWAY, *Glechoma hederacea*.

ROBINIA AMARA, *Family, Leguminosæ. Sex. Syst. Diadelphia Decandria*. The roots of the *Robinia amara* of Cochin China are bitter, and have been recommended, especially in that country, in diarrhoea and dyspepsia.

ROBINIA PSEUDO-ACACIA, *Locust tree*; native of America. The flowers are said to possess antispasmodic properties.

ROBORANS, Corroborant.

ROBORANTIA, Tonics.

ROBUB, Rob.

ROCELLA, Lichen *rocella*.

ROCHE'S EMBROCATION FOR HOOPING-COUGH. An empirical preparation, composed of *ol. oliv. ℥xvj, ol. succin. ℥viii, ol. caryoph.*, q. s. to scent it strongly.

ROCHER, see *Temporal bone*.

ROCHETTA ALEXANDRINA, Soda.

ROCKET, GARDEN, *Brassica eruca*—r. Roman, *Brassica eruca*.

ROCK ROSE, *Helianthemum Canadense*.

ROCOU, Terra Orleansa.

ROGNE, Psora.

ROHAB, Rob.

ROHENA BARK, *Swietenia*.

ROHOB, Rob.

ROIIDEUR CADAVERIQUE, Rigor mortis.

ROISDORFF, MINERAL WATERS OF. Alkaline waters in Germany, which contain carbonic acid and carbonate of soda.

ROLLER, Bandage, Fascia.

ROMARIN, *Rosmarinus*—r. *Sauvage*, *Ledum sylvestre*.

RÔME, (CLIMATE OF.) The climate of Rome, as regards its physical qualities, is considered to be one of the best in Italy. It is peculiarly still; and, hence, has been esteemed valuable as a winter climate in pulmonary diseases, and for invalids generally, as it admits of their taking exercise in the open air at a lower temperature than they otherwise could do. In the early stages of consumption, Sir James Clark generally found the climate favourable.

ROMPEURE, Hernia.

RONCE, *Rubus idæus*—r. *Bleus*, *Rubus cæsius*—r. *de Montagne*, *Rubus chamæmoris*—r. *Noire*, *Rubus fruticosus*.

RONCHUS, Snoring, Stertor.

ROND, Round—r. *Grand*, *Teres major*—r. *Petit*, *Teres minor*.

RONFLEMENT, Snoring, Stertor, see *Rattle*—r. *de Diable*, *Bruit de Diable*.

ROOB, Rob.

ROOF OF THE MOUTH, Palate.

ROOT, *Radix*—r. *Ague*, *Aletris farinosa*—r. *Bitter*, *Apocynum androsæmifolium*—r. *Canada*, *Asclepias tuberosa*—r. *Red*, *Celastrus*—r. *Rough*, *Liatrix*—r. of *Scarcity*, *Beta hybrida*—r. *Squaw*, *Actæa racemosa*—r. *Sweet*, *Acorus calamus*—r. *Unicorn*, *Aletris farinosa*—r. *Yellow*, *Xanthoriza apiifolia*—r. *Yellow*, *Jeffersonia Bartoni*.

ROPE BARK, *Dirca palustris*.

ROQUETTE, *Brassica eruca*, Soda.

RORELLA, *Drosera rotundifolia*.

RORIFEROUS, *Rorifer*, (F.) *Rorifère*, from *ros*, 'dew,' and *ferro*, 'to carry.' Epithet given to vessels which pour exhaled fluids on the surface of organs.

RORIFEROUS DUCT, Thoracic duct.

ROS, *Sperm*—r. *Calabrinus*, *Fraxinus ornus*—r. *Solis*, *Drosera rotundifolia*.

ROSA, R. *centifolia*.

ROSA ALBA. The *White Rose*, (F.) *Rosier blanc*. *Family, Rosacæ. Sex. Syst. Icosandria Polygynia*. The flowers of this species possess similar but inferior qualities to the damask.

ROSA CANINA; *R. sylvestris*, *Cynorhodon*, *Canirubus*, *Caninus Sentis*, *Cynocytisus*, *Cynospasum*, *Cynosbatus*, *Dog Rose*, *Wild Brier*, *Hip Tree*, (F.) *Rose du chien*, *Eglantier de chien*, *E. sauvage*. The fruit of this variety, called *Hips* or *Hips*, has a sourish taste, and is formed into a conserve. See *Confectio cynosbati*. It is seldom employed, except to give form to more active remedies; as to pills, boluses, linctuses, &c.

ROSA CENTIFOLIA; *Hecatomphyl'la*, *Damask Rose*, *Rosa Damascena*, *R. Pal'ida*, (F.) *Rosier à cent feuilles*, *Rhodon*, *Rosa*. The petals of this rose have an extremely fragrant odour, and subacidulous taste. They are laxative; but are scarcely used for any purposes except for the distillation of rose-water, *Oil of Roses*, *Oleum Rosæ*, and the formation of a syrup.

ROSA DAMASCENA, R. centifolia.

ROSA GAL'LICA; Red Rose, *Rosa rubra*, (F.) *Rosier de Provins*. The petals of this variety are astringent; and are used in infusion, conserve, &c.

ROSA PALLIDA, R. centifolia—r. Rubra, R. Gallica—r. Saltans, Essera—r. Sylvestris, R. canina.

ROSACE, Roseola.

ROSACEUS, Rhodinus.

ROSAGE, Rhododendron chrysanthemum.

ROSAGO, Nerium oleander.

ROSALIA, Scarlatina.

ROSALIÆ, Scarlatina.

ROSATUS, Rhodinus.

ROSE, Erysipelas—r. Christmas, Helleborus niger—r. Corn, Papaver rhœas—r. Damask, Rosa centifolia—r. Dog, Rosa canina—r. Dog, conserve or confectio of, Confectio rosæ caninæ—r. du chien, Rosa canina—r. Rash, Roseola—r. Red, Rosa Gallica—r. White, Rosa alba.

ROSEA, Rhodia.

ROSEBALM, SCARLET, Monarda coccinea.

ROSE DROP, Gutta rosea.

ROSELLINA, Roseolæ.

ROSEMARY, Rosmarinus—r. Marsh, Stacte limonium, and S. Caroliniana.

ROSENHEIM, MINERAL WATERS OF.

Rosenheim is 34 miles S. E. from Munich in Bavaria. The waters contain sulphuretted hydrogen, carbonic acid, carbonate of lime, chlorides of calcium and magnesium, carbonate of soda, and oxide of iron. They are used as tonics.

ROSEOLA, *Exanthē'sis Roseola*, *Rose Rash*, (F.) *Roséole*, *Éruption anormale*, *Rosace*, *Fèvre rouge*, *Efflorescence érysipélateuse*. An efflorescence in blushing patches, gradually deepening to a rose-colour, mostly circular or oval; often alternately fading and reviving; sometimes, with a colourless nucleus; and chiefly on the cheeks, neck, or arms. It is frequently found, as a symptom, in dentition, dyspepsia, rheumatism, &c., and is of no consequence. See *Roseola*, *Rubeola* and *Scarlatina*.

ROSEOLA ACNOSA, Gutta rosea.

ROSEOLA ÆSTIVA. The affection which prevails in summer. The eruption is a darker colour, and is attended with more itching.

ROSEOLA ANNULATA. Characterized by patches in the form of rose-coloured rays, with central areas of the colour of the skin.

ROSEOLA FIGOSA, Sycosis—r. Variolosa, Roseolæ.

ROSEOLÆ, *Roseola*, *Roselli'na*, *False measles*, *French measles*, (F.) *Roséole*, *Fausse rougeole*. This name is also given by some to an acute exanthem, mid-way between measles and scarlatina, and which belongs to neither one nor the other, as it affords no protection against either. It is, also, termed *Rubeolæ* by some. An eruption which often precedes that of small pox is termed *Roseola Variolosa*.

ROSÉOLE, Roseola, Roseolæ.

ROSE PINK, Chironia angularis.

ROSES, MILK OF. A cosmetic wash, formed, according to one method, of *subcarbonate of potass*, gr. vj; *oil of almonds*, ℥j; *essence of bergamot*, ℥ij; *aquæ rosæ*, ℥iij; *orange flower water*, ℥ij. Mix.

ROSEUS, Rhodinus.

ROSEWOOD, Rhodium lignum.

ROSEWORT, Rhodia.

ROSIER BLANC, Rosa alba—r. à Cent feuilles, R. centifolia—r. de Provins, Rosa Gallica.

ROSIN, BLACK, Colophonia—r. Brown, Colophonia—r. White, see Pinus sylvestris—r. Yellow, see Pinus sylvestris.

ROSIO STOMACHI, Cardialgia—r. Ventriculi, Cardialgia.

ROSMARINUM, Rosmarinus.

ROSMARINUS, *R. officina'tis*, *Alchachil*, *R. horten'sis*, *Libano'tis corona'ria*, *Dendrolib'anus*, *Rosemary*, (F.) *Romarin*. Family, Labiata. *Sex. Syst.* Diandria Monogynia. The tops of this plant, *Rosmarinus*, (Ph. U. S.) *Herba Anthos*, have a fragrant, grateful smell; and an aromatic, warm, bitterish taste, which is dependent upon an essential oil, combined with camphor. Rosemary has been recommended in nervous headaches; in the form of infusion: It is now rarely used, except for its odour. The flower is called *Anthos*, ανθος. Its oil—*Oleum Rosmarini*—is official. From two to six or ten drops are given in nervous complaints rubbed up with sugar.

ROSMARINUS SYLVESTRIS, Ledum sylvestre.

ROSSALIA, Scarlatina—r. Squamosa, Scarlatina.

ROSSOLIO, see Spirit.

ROSTRUM, *Rhinchos*, *Rinchos*, *Ramphos*, 'a beak.' (F.) *Bec*. A name given to several old forces, on account of their resemblance to the beaks of different birds. The principal were the *Rostrum corvi'num*, *anati'num*, *psittaci'num*, *vultur'num*, *cyg'neum* vel *olori'num*, *grui'num*, *lacerti'num*, &c.

ROSTRUM EXTERNUM, Olecranon—r. Porcinum, Acromion—r. Posterior, Olecranon—r. Sphenoidale, Azyges processus.

ROSY BUSH, Spiræa tomentosa—r. Drop, Gutta rosea—r. Whelk, Gutta rosea.

ROT, Eructation—r. Grinders', Asthma, grinders'.

ROTACISM, *Rotacismus*, *Rhotacismus*, *Psellismus rhotacismus*, (F.) *Grassegement*. A vicious pronunciation of the Greek, ρ, *Rau*, common in the northern parts of England; especially near Newcastle.

ROTACISMUS, *Grassegement*.

ROTATOR, from *rota*, 'a wheel.' A name given to several muscles that turn the parts to which they are attached upon their axes;—such as, the oblique muscles of the eye, the pronators and supinators, &c.

ROTATOR, Trochanter.

ROTATORES MEMORIS, Obturatores—r. Oculi, Oblique muscles of the eye.

ROTULA, Patella, Trochiscos—r. Genu, Patella.

ROTULE, Patella.

ROTUNDUS, Round.

ROUCOU, Terra Orleana.

ROUEN, MINERAL WATERS OF. This water, known under the name, *Eau des fontaines de la Maréguerie*, is cold, and contains carbonate of iron, carbonic acid, carbonate of lime, chloride of calcium, &c. It is tonic.

ROUGE, Colcothar—r. D'Angleterre, Colcothar.

ROUGÉOLE, Rubeola—r. *Fausse*, Roseolæ.

ROUGH ROOT, Liatris.

ROUILLE, Rubiginous,

ROUND, *Teres, Rotundus*, (F.) *Rond*. Anatomists have given this name to many organs whose fibres are collected in round fasciculi. See *Teres*.

ROUND FORAMEN, *Foramen rotundum*. A foramen of the sphenoid bone, a little behind the *foramen lacerum superius*, which gives passage to the second branch of the 5th pair of nerves, called *superior maxillary*.

ROUND LIGAMENTS OF THE UTERUS, *Ligamenta rotunda Uteri*, (F.) *Cordons suspubiens*, (Ch.), *Cordons vasculaires, Ligaments ronds de l'utérus*. Two cords, which arise from the lateral and superior parts of the uterus, whence they proceed towards the abdominal ring, which they pass through, and terminate by vanishing in the cellular tissue of the groins, mons veneris, and labia majora. These cords are whitish, flattened, and narrower in the middle than at the extremities. Their fibres which are longitudinal, are apparently albuminous.

RUBBER, INDIAN, Caoutchouc.

RUBE DO, *Rubor*. Redness; from *rubere*, 'to be red.' A diffused, but not spotted, redness on any part of the skin; like that which arises from blushing. Blushing.

RUBEFACIENT, *Erethisma, Erethisticum, Rubefaciens*, from *rubens*, 'red,' and *facio*, 'I make.' (F.) *Rubéfiant*. That which produces redness. A medicine, which causes redness of the skin. The action is called *Rubefaction*.

RUBÉFIANT, Rubefaciens.

RUBEOLA, *Rubeola vulgaris*, from *rubere*, 'to be red.' *Roseolæ, Exanthēsis Rubiōla, Veterana, Blac'icæ, Bovillæ, Morbilli, Scarlatina pustulosa, S. Miliāris, Febris morbillōsa, Typhus morbillōsus, Phanicis'mus, Ecephymata, Measles*; (F.) *Rougeole, Fièvre morbillēuse*. One of the major exanthemata; generally affecting individuals but once, and produced by specific contagion. The rash usually appears on the 4th, but sometimes on the 3d, 5th, or 6th day of a febrile disorder; and, after a continuance of four days, gradually declines with the fever. The disease generally commences from 10 to 14 days after the contagion has been received. The eruption first shows itself in distinct, red, and nearly circular spots, somewhat less than the ordinary areolæ of flea bites. As these increase in number, they coalesce; forming small patches of an irregular figure, but approaching nearest to that of semicircles or crescents. These patches are intermixed with single, circular dots and with interstices of the natural colour of the skin. On the face they are slightly raised, so as to give the sensation of inequality of surface to the finger passed over the cuticle. The disappearance of the eruption is followed by desquamation of the cuticle. Measles is not dangerous of itself; but it is apt to induce pneumonia in winter, and dysentery in summer, which are, at times, very fatal. These are apt to come on at the time of, or soon after, the disappearance of the eruption. When they supervene, they must be treated as idiopathic affections. It demands a general antiphlogistic treatment. Willan has pointed out a kind of RUBEOLA SPURIA, which he calls RUBEOLA sine CATARRHO. In this the rash runs its regular course, with little fever or catarrhal affection; affording no certain security against the common or regular disease.

He also gives the name, RUBEOLA NIGRA or BLACK MEASLES, to an unusual appearance of the measles about the 7th or 8th day, when the rash becomes suddenly livid, with a mixture of yellow. It is devoid of inconvenience or danger; and is removed in a week or ten days by the mineral acids and tonics.

RUBEOLÆ, *Roseolæ*.

RUBIA, *R. Tinctorum, Erythrod'anum, Rubia major, Radix rubra, Dyer's Madder, Madder*, (F.) *Garance*. Family, Rubiaceæ. *Sex. Syst.* Tetrandria Monogynia. The roots of this plant have a bitterish, somewhat austere, taste; and a slight, not agreeable, smell. They were formerly considered deobstruent, detergent, and diuretic.

RUBIG'INOUS, *Rubiginosus*, from *rubigo*, 'rust.' (F.) *Rouille*. Rusty. Having the colour of rust. An epithet given to the sputa in certain cases of pneumonia.

RUBINUS VERUS, Anthrax.

RUBOR, Rubedo.

RUBRICA FABRILIS. A red, heavy, earthy matter, formerly employed for making drying plasters; *Hard Ruddle, Red Chalk*.

RUBRICA SINOP'ICA. A heavy, compact, reddish earth: formerly used in diarrhœa.

RUBRIN, Hæmatin.

RUBUS ARC'TICUS. The *Shrubby Strawberry, Baccæ Norlandicæ*. Family, Rosaceæ. *Sex. Syst.* Icosandria Polygynia. The fruit is recommended by Linnæus as possessing antiseptic, refrigerant, and antiscorbatic qualities.

RUBUS CÆSIUS; the *Dewberry plant*, (F.) *Ronce bleue*. The fruit resembles the blackberry in appearance and properties. The bark of the root of *R. Trivialis*, *American Dewberry*, is astringent.

RUBUS CHAMÆMORUS; the *Cloudberry Tree, Chamæmorus, Cloudberry, Knot-berry*, (F.) *Ronce de Montagne*. The ripe fruit is sometimes prepared like a jam, and used in fevers, &c., to allay thirst. It has been much extolled as an antiscorbatic.

RUBUS FRUTICOSUS; the *Common Bramble*, which affords *Blackberries*, (F.) *Ronce noire*. The berries are eaten as a summer fruit, of which they form a poor variety. The bark of the root of the *Rubus villosus*, *American Blackberry, High or standing blackberry, Hairy American Bramble*, is astringent, and has been used in the last stages of dysentery, and in cholera infantum.

RUBUS IDEUS; *Batos, βατος*; the *Raspberry*, (F.) *Framboise, Ronce*. The fruit of the best varieties is extremely agreeable; and is much used. It was, formerly, called *Batinon moron*.

RUBUS TRIVIALIS, see *Rubus cæsius*—*r. Villosus*, see *Rubus fruticosus*.

RUCTAMEN, Eructation.

RUCTATIO, Eructation.

RUCTUATIO, Eructation.

RUCTUOSITAS, see Eructation.

RUCTUS, Eructation—*r. Acidus, Oxyregmia*—*r. Nidorosus, Cnissoregmia*.

RUDDLE, HARD, Rubrica fabrilis.

RUE, *Ruta*—*r. Common, Ruta*—*r. de Chèvre, Galega officinalis*—*r. Goat's, Galega officinalis*—*r. Goat's, Virginia, Galega Virginiana*—*r. Meadow, Thalictron*—*r. des Murailles, Aplegium ruta muraria*—*r. des Prés, Thalictron*—*r. Sauvage, Ruta*.

RUFT, Eructation.

RUGA, Wrinkle.

RUGINE, Raspatorium.

RUGISSEMENT, Rugitus.

RUGITUS, *Brycheth'mos*, from *rugire*, *rugitum*, 'to roar.' (F.) *Rugissement*. A Latin word, which ordinarily expresses the roaring of the lion: and which is used, by some medical writers, to designate a particular species of borborygmus compared to it.

RUM, *Tafia*, *Molas'ses Spirit*. A spirit distilled from sugar, or molasses. See Spirit.

RUMA, Mamma.

RUMEN, Hypogastrium.

RUMEX ACETO'SA, *Common Sorrel*, *Oxalis Aceto'sa*, *Acetosa vulgaris*, *A. pratensis*, *Anagyris*, *A. arvensis*, *Sorrel*, *Sour dock*, *Acetosa nostras*, (F.) *Oseille*. Family, Polygonæ. *Sex. Syst.* Hexandria Trigynia. The leaves are sour, and are used in cookery, and also as a refrigerant.

RUMEX ACUTUS; *Sharp-pointed Wild dock*, *Oxylapathum*, *Lapathum*, *Rumex*, *Lapathos*, (F.) *Patience sauvage*. The decoction of the root has been long used in cutaneous affections. It is, sometimes, employed for the cure of the itch.

RUMEX ALPINUS. The systematic name of the plant that affords the *Monk's Rhubarb*, (F.) *Rhabarbe des Moines*. See *Rumex patientia*.

RUMEX AQUATICUS, *Rumex hydrolapathum*—r. *Britannica*, *Rumex hydrolapathum*—r. *Digynus*, *Oxyria reniformis*.

RUMEX HYDROLAPATHUM, *Water-Dock*, *Hydrolapathum*, *Rumex aquaticus*, *Herba Britannica*, *Rumex Britannica*, *Lapathum aquaticum*, (F.) *Parrelle*, *Patience d'eau*. The leaves of this plant are subacid, and said to be laxative. The root has been used as a tonic, astringent, and antiscorbatic. It has also been employed externally in some cutaneous affections.

RUMEX OBTUSIFOLIUS, *Blunt-leaved Dock*. The root of this as well as of *R. crispus*, has similar virtues to that of the other species.

RUMEX PATIENTIA, *Rhabarbarum monachorum*, *Hippolapathum*, *Patientia*, *Garden Patience*, *Monk's Rhubarb*, (F.) *Patience*. This root, which is supposed to possess the virtues of rhubarb, but in an inferior degree, according to Linnæus, is obtained from the *Rumex patientia*; according to Murray, from the *Rumex Alpinus*.

RUMEX SANGUINEUS. The root of the *bloody dock* has an austere and astringent taste; and has been employed in dysentery. It is called, also, *Lapathum sanguineum*, (F.) *Oseille on Patience Rouge*, *Sangdragon*.

RUMEX SCUTATUS, *French Sorrel*, *Acetosa rotundifolia*, *A. Romanæ*, *A. Rotundifolia hortensis*, *Roman or Garden Sorrel*, *Green Sauce*, (F.) *Oseille boucher*, *Oseille ronde*, *Petite O*. Virtues the same as those of the common sorrel.

RUMINATION, *Ruminatio*, from *ruma* or *rumen*, 'the gullet.' *Merycis mus*. A function peculiar to ruminating animals, by which they chew a second time the food they have swallowed. An analogous phenomenon is sometimes seen in man.

RUMP, *Croupion*—r. Bone, Coccyx.

RUNCINA, Raspatorium.

RUNCINULA, Raspatorium.

RUNET, Rennet.

RUNNING, *Cursus*, (F.) *Course*. A succession of leaps, executed with rapidity, to

transport the body quickly from one place to another.

RUNUNCULA, Raspatorium.

RUPES, Lips of the Vulva.

RUPIA, *Ulcus atonicum*, *Ephly'sis Rhyphia*, *Rhypparia*, from *ruptos*, 'filth.' An eruption of large flattish blebs, which contain a fluid—at first serous, afterwards puriform, and often bloody, which rapidly concretes into crusts, at the base of which are ulcers of variable depths.

It requires the use of tonics internally, and of stimulating ointments externally.

RUPTIBILITAS, Fragilitas.

RUPTIO, Rhexis.

RUPTORIUM, *Cauterium*—r. *Commune*, *Potassa fusa*.

RUPTURA, *Ecrexis*, *Hernia*, *Laceration*, *Rhexis*—r. *Corneæ*, *Ceratorrhexis*—r. *Herniosa*, *Hernia*—r. *Ovarii*, *Oariorrhexis*—r. *Uteri*, *Uterus*, *rupture of the*—r. *Vaginae*, *Colporrhexis*.

RUPTURE, *Hernia*, *Rhexis*—r. *du Cœur*, *Cardiorrhexis*—r. *of the Groin*, *Bubonocele*—r. *de la Matrice*, *Uterus*, *rupture of the*—r. *Wort*, *Herniaria glabra*.

RUPTURED, see *Hernial*.

RUSCUS, *R. aculeatus*, *Bruscus*, *Oxymyrrhinæ*, *Oxymyrsinæ*, *Myrtacantha*, *Catanagelos*, *Myacantha*, *Socparya*, *Wild Myrtle*, *Centromyrrinæ*, *Butcher's Broom*, (F.) *Petit houx*, *Fragon*. Family, *Smilacææ*. *Sex. Syst.* Diœcia Monadelphica. The root has been recommended as an aperient and diuretic.

RUSCUS ACULEATUS, *Ruscus*.

RUSCUS HYPOGLOS'SUM; *Uvularia*, *Hypoglossum*, *Bislignua*, *Bonifacia*, *Laurus Alexandrina angustifolia*, (F.) *Laurier Alexandrin*. Formerly used against relaxed uvula.

RUSH, SWEET, *Acorus calamus*, *Juncus odoratus*.

RUSMA, see *Orpiment*.

RUSPINI'S TINCTURE FOR THE TEETH. An empirical preparation, composed of *Florentine orris* ℥viii, *cloves* ℥j, *rectified spirit Oij*, *ambergris* ℥j. It is said to contain gallic acid, and has been given in hæmaturia.

RUT, Heat.

RUTA, *Ruta graveolens*, *R. hortensis*, *Common Rue*, *Peg'anum*, *Besa'sa*, (F.) *Rue*, *Rhuc*, *Rue sauvage*. Family, *Rutacææ*. *Sex. Syst.* Decandria Monogynia. The plant has a strong, ungrateful odour, and bitter pungent taste. It is acrid, so as to blister the skin. Its properties are reputed to be tonic, stimulant, antispasmodic, and emmenagogue. Dose, gr. xv. to ℥ij.

Oleum Rutæ, *distilled Oil of Rue*, is antispasmodic; and, externally, rubefacient. Dose, gtt. ij to vj.

RUTA/CAPRARIA, *Galega officinalis*—r. *Muraria*, *Asplenium ruta muraria*.

RUTABULUM, *Penis*.

RUTA/CEUM, from *Ruta*, 'rue.' *Vinegar of rue*.

RUTIDOMA, see *Rutidosis*.

RUTIDO'SIS, *Rytido'sis*, *Rhytido'sis*, from *ruptos*, 'I wrinkle.' The act of wrinkling; as *Rutidoma* means a shrivelled or wrinkled body. A destruction or atrophy of the eye. Corrugation and subsidence of the cornea.

RUYSCHIANA TUNICA, (F.) *Lame on Membrane Ruysschienne*. According to Ruyssch

and the greater part of his disciples, the choroid coat of the eye is formed of two laminae. His son gave to the inner the name *Tunica Ruyschia'na* or *Membrana Ruyschia'na* seu *Ruysch'ii*.

Tunica Cellulosa Ruyschia'na is the cellular substance under the peritoneal covering of the

stomach. It is not numbered among the coats of that organ.

RYE, Secale—r. Horned, Ergot—r. Spurred, Ergot.

RYTIDOSIS, Rutidosis.

RYTIS, Wrinkle.

S.

S. A. &c., see Abbreviation.

SABADILLA, *Veratrum sabadilla*, see Veratrina.

SABADILLIN, see Veratrina.

SABATILLA, *Veratrum sabadilla*.

SABBATIA, *Chironia angularis*—s. *Angularis*, *Chironia angularis*.

SABINA, *Juniperus sabina*.

SABINE, *Juniperus sabina*.

SABLÉ, *Maculo'sus*, 'sanded.' Having the appearance as if stewed with sand. The terms *sablé* and *piqueté* are sometimes applied to the brain, when a slice of it exhibits red points as if it had been stewed with red sand. Such is the case in cerebral hyperæmia.

SABOT DE VÉNUS JAUNE, *Cypripedium luteum*.

SABUCUS, *Sambucus*.

SABULOUS, *Sabulo'sus*, *Areno'sus*, *Psammo'des*. The sandy deposit often seen in the urine.

SABULUM CONARII, see Pineal gland.

SABURA, *Saburra*.

SABUR'RA, *Sabu'ra*, *Sordés*. This word signifies by derivation, coarse sand, or ballast. In its common acceptation, it means *foulness of the stomach*, as it is sometimes called;—vitiated matters supposed to be retained and accumulated in the stomach—the result of imperfect digestion—and which have been sometimes considered as a morbid product of the mucous secretion of that organ, or of the biliary secretion; at others, as a residuum from alimentary substances badly digested. The *Saburral state*, *Collu'vies gastrica*, *Cruditates ventriculi*, *Gastris'mus*, (F.) *Embaras gastrique*, *État saburral*, is an accumulation of *saburra*, (F.) *Saburres gastriques*, in the stomach, which the Humourists considered to be the cause of a number of diseases.

SABURRA VERMINOSA, Helminthiasis.

SABURRATIO, Arenatio.

SABURRES GASTRIQUES, see Saburra.

SAC HERNIAIRE, Hernial sac.

SACCATUS, Encysted.

SACCHAR, Saccharum.

SACCHARINA, *Saccharolés*.

SACCHAROLES (F.), *Sacchari'na*. A name given by MM. Henry and Guibourt to medicines which have sugar or honey for excipient, or for predominant principle.

SACCHAROMYCES, *Torula cerevisiæ*.

SACCHARORRHŒA, *Glycyrrhœa*—s. *Cutanea*, *Sudor dulcis*.

SACCHARORRHŒA LAC'ŒA, *Galactorrhœa saccharata*. A secretion of unusually sweet milk.

SACCHARORRHŒA PULMONA'LIS, *Sputum dulcè seu saccharatum*. The copious expectoration of unusually sweet matter from the lungs.

SACCHARORRHŒA URINOSA, *Diabetes mellitus*.

SACCHARUM, *Sacchar*. From the Arabic, or rather Sanscrit, *Sa-kar*, 'white earth;' *Suchar*, *Succhar*, *Sutter*, *Zuchar*, *Zu'caro*, *As-sakur*, *Tigala*, *Zac'charum*, *Zozar*, *Zu'charum*, *Zuc'carum*, *Zuchra*, *Mel arundinaceum*, *Sugar*, (F.) *Sucre*. The produce of the juice of the *Saccharum officinarum* vel *officinale* of Linnaeus, (*Cal'amus Indicus*, *Cal'amus Saccharinus*, *Sugar Cane*, (F.) *Canne à Sucre*, *Canna-melle*; the *Arundo saccharifera* of Sloane. *Family*, Gramineæ. *Sex. Syst.* Triandria Digynia) and also of the beet, maple, &c.

True Sugars are those with which alcoholic fermentation may be effected, by the addition of yeast and water. They are:—

<i>Species.</i>	<i>Varieties.</i>
1. . . .	Hard sugar of the cane, maple, beet, chestnut, &c.
2. . . .	
3. . . .	Liquid sugar, sugar of malt, of the sweet potato, molasses, honey, &c.
4. . . .	
5. . . .	Hard sugar of the grape, ripe fruits, starch, diabetes, &c.
6. . . .	Hard sugar of the mushroom.

Imperfect sugars are those in which alcoholic fermentation cannot be effected by means of yeast and water.

<i>Species.</i>	<i>Varieties.</i>
1.	Manna.
2.	Sugar of Milk.
3.	Sugar of jelly or glue (<i>gelatin</i> .)
4.	Liquorice.
5.	Picromel.

Sugar is prepared from the expressed juice of the sugar cane, boiled with the addition of quicklime or common vegetable alkali. It is used, in pharmacy, for the preparation of syrups, conserves, lozenges, &c. It is very nutritious, and is employed as an aliment, and as a demulcent and antiseptic. Dissolved in small quantities in water, as in tea, it is apt to disagree with dyspeptics; an evil which does not always occur when the same substance is taken more largely.

SACCHARUM ACER'NUM, *S. Canaden'se*, *Maple Sugar*, is often used as a demulcent.

SACCHARUM ALBUM, *S. purificatum*, *Saccharum* (Ph. U. S.), *White Sugar*, *Refined Sugar*, *Sal Indus*, is the *Loaf Sugar*. *Double-refined Sugar* has been called *Tabarzet*.

SACCHARUM CANDIDUM, *S. candium* seu *canthum* seu *canthum*, *Al'phenic*, *Nabot*, *Sugar candy*, (F.) *Sucre Candi*, is the crystallized juice of the cane.

SACCHARUM CANDIDUM, *S. Candidum*—s. *Canthum*, *S. Candidum*—s. *Canthum*, *S. Candidum*—s. *Commune*, *Saccharum non-purificatum*.

SACCHARUM HORDEA'TUM *Barley Sugar*, *Pe-*

nides, *Penid'ium*, *Saccharum penid'ium*, is a variety of sugar candy.

SACCHARUM LACTIS, *Sugar of milk*.

SACCHARUM NON-PURIFICATUM, *Muscovado*, *raw or brown or moist sugar*, is the *S. communē*, *S. rubrum*, *Mel cannae*, or *coarse sugar*.

SACCHARUM OFFICINARUM, see *Saccharum*—*s. Penid'ium*, *Hordeatum*—*s. Rosaceum*, *Confectio rosæ gallicæ*—*s. Saturni*, *Plumbi superacetæ*.

SACCULI ADIPOSI, *Fatty vesicles*—*s. Laryngei*, *Ventricles of the larynx*.

SACCULI MEDICINALES, *Bags containing medicinal substances*.

SACCULI MEDULLARES, see *Medullary membrane*.

SACCULUS, diminutive of *saccus*, 'a little sac.' This name has been given to two sacs formed by the membranous vestibule, which open into each other, and contain the *otolithes* and *otocories*: one of these is termed the *sacculus vestibuli*, the other *sacculus*. See *Semicircular canals*.

SACCULUS, *Marsupium*—*s. Cephalicus*, *Cucupha*—*s. Chylifer seu rorifer*, *Receptaculum chyli*—*s. Cordis*, *Pericardium*—*s. Ellipticus*, see *Semicircular canals*—*s. Medicinalis*, *Pulvinar medicatum*—*s. Sphericus*, see *Semicircular canals*—*s. Vestibuli*, *Semicircular canals*.

SACCUS, *Sac*—*s. Coli*, *Cæcum*—*s. Cordis*, *Pericardium*—*s. Herniosus*, *Hernial sac*—*s. Epiploicus*, *Epiploon*—*s. Intestinali crassi*, *Cæcum*—*s. Lachrymalis*, *Lachrymal sac*—*s. Lachrymalis*, *Lachrymal sac*—*s. Lacteus*, *Receptaculum chyli*—*s. Mucosus*, see *Bursæ mucosæ*—*s. Pleuræ*, *Pleura*—*s. Venarum cavarum*, *Sinus dexter cordis*—*s. Venarum pulmonalium*, *Sinus pulmonalis*.

SACER, *Sacral*—*s. Ignis*, *Herpes zoster*—*s. Morbus*, *Epilepsy*—*s. Musculus*, *Transversalis dorsis*.

SACERDOS PENIS, *Arum maculatum*.

SACHET (F.), *Sacculus*, 'a bag.' A small bag containing perfumes to be placed among clothes to communicate to them an agreeable odour. The following is a formula for the powder they contain. *Powdered cloves* and *powdered cassia*, each one ounce; *powdered orris root*, an ounce and a half; *powdered yellow sandal wood*, one drachm; *otto of roses*; twenty-four drops; *oil of lavender*, *oil of bergamot*, each one drachm; *musk*, six grains.

SACK. A wine used by our ancestors; *Vin sec*. Probably *Sherry*.

SACK, *Saccus*, *Seclusorium*; *Sax. sac*. A bag or pouch.

SACK, *HERNIAL*, *Saccus herniosus*, (F.) *Sac herniaire*. An envelope or pouch, formed by the serous membrane of the cavity, whence a viscus has escaped. We distinguish, in a hernial sac, its *orifice* or the opening by which it communicates with the great cavity lined by the serous membrane: its *cervix* or *neck*, (F.) *Collet*, the narrow portion on the outside of the orifice, where strangulation sometimes occurs: the *body*, (F.) *Corps*, which is the round prominent part; and the *fundus* or *bottom*,—the part opposite to the orifice.

SACK, *SEROUS*. The shut cavity formed by any serous membrane, as by the *pleura* or *peritoneum*.

SACRA FISTULA, *Vertebral column*.

SACRAL, *Sacer*, (F.) *Sacré*. That which

belongs or relates to the *sacrum*. A name given to several parts.

SACRAL ARTERIES are distinguished into 1. The *anterior* or *middle sacral*, *Median Artery of the Sacrum* of *Chaussier*, which arises from the posterior part of the abdominal aorta, in front of the 4th lumbar vertebra. It descends, in a serpentine manner, upon the sacro-vertebral articulation, and on the anterior surface of the sacrum. It furnishes many lateral branches, which unite with the lateral sacral arteries, and enter the anterior sacral foramina, to be distributed to the membranes of the marrow, &c. 2. The *lateral sacral arteries*, which are two in number; one on each side. They arise from the hypogastric, from the ilio-lumbar, or from the gluteal; and descend before the anterior sacral foramina, anastomosing in an arched manner, towards the coccyx, with the middle sacral. They give off *external* and *posterior branches*, which enter the sacral foramina; and *internal branches*, which are distributed to the pyramidalis, sacrum, &c.

SACRAL GROOVES, (F.) *Gouttières sacrées*. Two longitudinal excavations, slightly marked, at the posterior surface of the sacrum; which appear to terminate the vertebral grooves or gutters.

SACRAL NERVES, (F.) *Nerfs sacrés*, are generally six in number. They arise from the termination of the spinal marrow. The first, united with the great cord which descends from the lumbar plexus, concurs with the three others in the formation of the sacral or sciatic plexus. The third and fourth, with branches of the great sympathetic, form the hypogastric plexus. The fifth and sixth are distributed to the ischio-coccygeus muscle, and to the sphincter and levator ani.

SACRAL PLEXUS, *Sciatic plexus*,—the *sacral portion of the crural plexus* of *Chaussier*, constituted as just mentioned, is situate in front of the pyramidalis. It gives off, backwards, two branches, called the *pubic*, (F.) *honteux*, and the *lesser sciatic*. It terminates in the great sciatic nerve.

SACRÉ, *Sacral*.

SACROCOCYGEAL, *Sacro-coccygeus*. Relating to the sacrum and coccyx.

SACROCOCYGEAL ARTICULATION is that of the lower extremity of the sacrum with the superior *facetæ* of the coccyx. It is closed by two ligaments,—an *anterior* and a *posterior sacro-coccygeal*.

SACROCOSTALIS, *Sacro-lumbalis*—*s. Fé-moral*, *Glutæus major*.

SACROCOXALGIA, from *sacrum*, 'the os sacrum,' *coxa*, 'the hip,' and *algos*, 'pain;' a hybrid term. Some authors have called thus a rheumatic affection of the sacro-iliac symphysis.

SACROÏLIAC, *Sacro-ili'acus*. That which relates to the sacrum and ilium.

SACROILIAC ARTICULATION, *SYMPHYSIS*, or *SYNCHONDROSIS*, *Ilio-sacral articulation*, *symphysis* or *synchondrosis*, is the union of two surfaces;—two inclined planes, broader above than below; one formed by the sacrum, the other by the ilium. Both surfaces are incrustated by an articular cartilage. The bands which strengthen them are the two *sacro-sciatic ligaments*, the *sacro-spinal*, a *sacro-iliac* ligament, and some irregular fibres. The *sacro-iliac* li-

gament is a very thick assemblage of short, dense, irregular fibres, occupying the space which the sacrum and ilium leave between them, behind their articular surface. Some authors have termed some irregular fibres, situate in front of the sacro-iliac articulation, *anterior sacro-iliac ligaments*, in opposition to the preceding fasciæ, which they call *posterior sacro-iliac*.

SACROISCHIATICUS, Sacro-sciatic.

SACROLOMBAIRE, Sacro-lumbalis.

SACROLUMBAR, *Sacro-lumbalis*, *Sacro-lombaire*. That which belongs to the sacrum and loins.

SACROLUMBAR, *Sacro-lumbalis*, *Sacro-lumbalis Muscle*, *Sacro-costalis*, *Dorso-trachelian portion of the Sacro-spinal* of Chaussier, (F.) *Lombo-costo-trachelien*, *Sacro-lombaire*, is seated at the posterior part of the trunk; is thick and triangular below; flat and thin in the remainder, and terminates in a point at its upper extremity. It is attached to the posterior surface of the sacrum; to the corresponding portion of the crista illi; to the extremities of the transverse processes of the lumbar vertebra; to the angles of the eleven inferior ribs; to the tuberosity of the first, and the posterior tubercle of the transverse processes of the last five cervical vertebra. The sacro-lumbalis straightens the vertebral column when bent forwards, and maintains it straight. By means of its insertion into the ribs, it can elevate or depress these bones, according as it contracts from above to below, or from below to above. It acts, consequently, sometimes as an inspiratory, at others as an expiratory muscle.

From six or eight of the lower ribs arises an equal number of fleshy portions, which terminate at the inner side of this muscle, and are called *Musculi Accessorii* vel *Additamentum ad Sacro-lumbalem*, (F.) *Accessoires du Sacro-lombaire*.

From the upper part of the sacro-lumbalis, a fleshy slip, called *Cervicalis descendens*, *Cervicalis descendens Diemerbroeckii*, *Transversalis collateralis colli*, *Accessorius ad Sacro-lumbalem*, (F.) *Transversaire grêle*, runs up, to be fixed to the transverse processes of the 4th, 5th, and 6th cervical vertebra, by three distinct tendons. These last parts, though separated by some anatomists, belong to the sacro-lumbalis.

SACROSCIATIC, *Sacro-ischiaticus*. That which belongs to the sacrum and ischium.

SACROSCIATIC LIGAMENTS are two ligaments, which assist in securing the sacro-iliac articulation. The *great or posterior sacro-sciatic ligament* extends from the crista illi and the sides of the sacrum and coccyx to the tuberosity of the ischium. The *less or anterior sacro-sciatic ligament* arises from the same point, and terminates in the spine of the ischium.

SACROSPINAL, *Dorso-trachelian portion of the sacro-lumbalis*.

SACROSPINALIS. That which relates to the sacrum and spine. Under this name, Chaussier describes the sacro-lumbalis, longissimus dorsi, transversalis, transverso-spinalis, and intertransversalis. He divides it into three portions.

SACROTROCHANTÉRIEN, *Pyramidalis*.

SACROVERTEBRAL, *Sacro-vertebra'lis*. That which relates to the sacrum and the vertebra.

SACROVERTEBRAL ARTICULATION is the junction of the last vertebrae of the loins with the sacrum. The angle which these two bones form at the anterior part has been called the *Promontory of the Sacrum*, or the *Sacro-vertebral Angle*.

SACROVERTEBRAL LIGAMENT is a strong ligament, which passes from the anterior part of each of the transverse processes of the last lumbar vertebra to be attached to the base of the sacrum. Its use is to maintain the articulation of those two bones *in situ*.

SACRUM, *Os sacrum*, *Os basilare*, *Os Alagas*, *Os latum*, *Os clunium*, *Vertebra magna*, *Albagiazi*, *Hieron ost'eon*, *Clunis*, *Subvertebra*, *Subvertebrum*, *Velula*; from *sacer*, 'sacred;' because it contributes to protect the genital organs, which were considered sacred, or because it was offered in sacrifice. The bone, which forms the posterior part of the pelvis, and is a continuation of the vertebral column. The sacrum is symmetrical and triangular, situate at the posterior part of the pelvis, and concave anteriorly. It has,—1. A *pelvic or anterior surface*, which corresponds to the pelvic cavity, and has four transverse furrows, that point out the parts where the primitive portions of the bone were separated from each other. On each side there are four foramina, called *anterior sacral*; these are oblique, and decrease in size, from above downwards. Through these pass the anterior branches of the sacral nerves. 2. A *spinal or posterior surface*, which is convex, rough, and covered by muscles. Upon the median line are four horizontal, tubercular eminences, forming a continuation of the spinous processes of the vertebra; and below, a triangular notch, where the *sacral canal* terminates. On each side of the surface are four foramina, called *posterior sacral*, which are smaller than the anterior, and give passage to the posterior branches of the sacral nerves. 3. The *vertebral surface or base*. Its greatest extent is transversely. It is articulated with the last lumbar vertebra. On it we see the orifice of the *sacral canal*, of a triangular shape, which decreases in width from above downward; terminates the vertebral canal; is lined by a prolongation of the cerebral membranes; contains the fasciculi of the sacral nerves; communicates, externally, by the sacral foramina: and terminates at the triangular notch on the posterior surface of the bone. At the sides of the upper orifice of the sacral canal are two articular processes, which receive the articular processes of the last lumbar vertebra. The projection formed by the union of the base of the sacrum with the last lumbar vertebra, is called the *Promontory*, *Promontorium Ossis sacri*, *Greater angle of the Sacrum* or *Sacro-vertebral Angle*. 4. A *coccygeal face or apex*, (F.) *Face coccygienne* ou *Sommet*, which is very narrow, and is articulated with the coccyx. 5. *Two lateral margins*, which have, above, a broad oblique surface, articulated with the ilium.

The sacrum is developed by 30 to 36 points of ossification.

SADDLE, **TURKISH**, *Sella Turcica*.

SÆPES, *Sepes*.

SAFFLOWER, *Carthamus tinctorius*.

SAFFRON, *Crocus*—s. *Bastard*, *Carthamus tinctorius*—s. *Flower*, *Carthamus tinctorius*—

s. Dyers', *Carthamus tinctorius*—s. Meadow, *Colchicum autumnale*.

SAFRAN BÂTARD, *Carthamus tinctorius*, *Colchicum autumnale*—s. *des Indes*, *Curcuma longa*—s. *de Mars apéritif*, *Ferri subcarbonas*—s. *de Mars astringent*, *Colcothar*—s. *des Prés*, *Colchicum autumnale*—s. *Racine de*, *Curcuma longa*.

SAFRANUM, *Carthamus tinctorius*.

SAFRE, Smalt.

SAGA, *Sago*.

SAGAPE'NUM, *Sag'apin*, *Serap'non*, (F.)

Gomme sérapihique. A gum-resin, supposed to be obtained from the *Fer'ula Per'sica*. Family, Umbellifera. See *Syst. Pentandria Digynia*. Its odour is fetid and alliaceous; taste pungent, bitterish, nauseous. It is in small, agglutinated masses of a yellow colour; tenacious; breaking with a horny fracture. It is a reputed antispasmodic and emmenagogue. Dose, gr. x to ʒss.

SAGAPIN, *Sagapenum*.

SAGE, *Salvia*—s. Indian, *Eupatorium perfoliatum*—s. Jerusalem, *Pulmonaria*—s. Tree, *Lantana*.

SAGE-FEMME, Midwife.

SAGENA, Epiploon.

SAGESSE-DES CHIRURGIENS, *Sisymbrium Sophia*.

SAGIMEN VITRI, *Soda*, subcarbonate of.

SAGITTAL, *Sagittalis*, *Sagittatus*, from *sagitta*, 'an arrow.'

SAGITTAL FURROW, *Sagittal Groove*, (F.) *Gouttière sagittale*, is a channel on the median line of the inner surface of the skull-cap. It is excavated in the os frontis, in the two parietal and occipital bones, and extends from the crista galli to the internal occipital protuberance. It lodges the longitudinal sinus, which has been called the *sagittal sinus*.

SAGITTAL SUTURE, *Obelæa sutura*, O. *Raphæ*, *Sutura Virgata*, S. *jugalis*, S. *Rabdoides*, *Rhabdoides*, *Rhabdoides*, *Rhabdoides* seu *Biparietalis*. The suture which unites the two parietal bones, and which extends, from before to behind, on the median line, from the coronal suture to the lambdoidal. It is so called, from *sagitta*, 'an arrow,' because it seems to meet the coronal suture as an arrow meets the string of a bow.

SAGITTARIUM ALEXIPHARMACUM, *Malaocæ Radix*, *Canna Indica*, *Arundo Indica*. A root cultivated in the West Indies, and supposed to be a remedy for wounds by poisoned arrows.

SAGITTATUS, *Sagittal*.

SAGO, *Sagus*, *Saga*, *Sagu*, *Segu*, (F.) *Sagou*, *Sague*. A fecula, obtained from the pith of the *Sagus Rumphii*, growing in the Moluccas, Philippine isles, &c., and which is brought to us in small grains. The same substance is, also, obtained from the West Indies, but it is inferior to that from the East. By boiling in water or milk, sago becomes soft and transparent, and forms an agreeable and nutritious food in febrile, calculous, and other disorders. It is made palatable by sugar, lemon-juice, or wine, where the last is not contra-indicated.

SAGO, FRENCH, see *Solanum tuberosum*, and Arrowroot, common—s. Portland Island, see *Arum maculatum*.

SAGOU, *Sago*.

SAGU, *Sago*.

SAGUE, *Sago*—s. *Petit*, see *Solanum tuberosum*.

SAGUS, *Sago*—s. *Rumphii*, see *Sago*.

SAHARA, *Insomnia*.

SAIGNÉE, Blood-letting—s. *Spoliative*, *Spoliativa phlebotomia*.

SAIGNEMENT DU NEZ, *Epistaxis*.

SAILORS, DISEASES, &c., OF. Sailors, by nature of their occupation, are liable to many diseases. Several of these may, however, be warded off by proper attention to cleanliness and ventilation.

SAIN BOIS, *Daphne gnidium*—s. *Doux*, *Adeps præparata*.

SAIN AMAND, MINERAL WATERS OF. Sulphuretted waters, in the department Du Nord, France. They contain carbonic and sulphohydric acids. The *Boue* or deposit contains sulphohydric acid, and salts of iron and magnesia. Temperature, 64° to 82°, Fahr.

SAINTE AUGUSTINE, CLIMATE OF.

This sea-port of Florida is a frequent retreat during the winter season for the valetudinarian from the more northern parts of the United States. The climate is certainly comparatively mild and equable; but it is liable to frequent north-east storms. There are only a few days, however, in the winter, in which the invalid cannot take exercise in the open air. Tampa Bay, and Pensacola, in Florida; and Mobile, in Alabama, which are sometimes visited by the consumptive, are less liable to the storms in question.

SAINTE CHARLES'S ROOT, *Carlo sancto* (Radix.)

SAINTE CROIX, Santa Cruz.

SAINTE JAMES'S WORT, *Senecio Jacobæa*.

SAINTE JOHN'S DANCE, see *Mania*, dancing—St. John's Wort, *Hypericum perforatum*.

SAINTE KITTS, see *West Indies*.

SAINTE LEONARD'S, CLIMATE OF. This place, which is situate about a mile to the westward of Hastings, in Sussex, England, is less sheltered than it, and is therefore a less favourable retreat, during the winter months, for the phthical valetudinarian.

SAINTE MYON, MINERAL WATERS OF. Some cold, acidulous waters at Saint Myon, near Riom, in the department of Puy-de-Dôme. They contain free carbonic acid, subcarbonate of soda, chloride of sodium, and carbonate and sulphate of lime.

SAINTE NECTAIRE, MINERAL WATERS OF. Springs in the department of Puy-de-Dôme, France. They contain carbonic acid, bicarbonate of soda, and chloride of sodium. Temperature, 75° to 103°, Fahr.

SAINTE PARDAUX, MINERAL WATERS OF. Chalybeate springs in the department of Allier, France. They contain carbonic acid and iron.

SAINTE SAUVEUR, MINERAL WATERS OF. Sulphurous waters in the department of Hautes-Pyrénées, France. Temperature, 76° to 93°, Fahr.

SAINTE VINCENT'S, see *West Indies*.

SAINTE VITUS'S DANCE, *Chorea*, see *Mania*, dancing—s. *Vitus's Dance of the Voice*, *Baluties*.

SAIRE, *Essera*.

SAL, Salt—s. *Absinthii*, *Potassæ subcarbonas*, see *Potash*—s. *Acetoselle*, *Potassæ oxalate* of—s. *Acetosus ammoniacalis*, *Liquor ammoniæ*

acetatis—s. Acidum benzoë, Benjamin—s. Albus, Soda, muriate of—s. Alembroth, Alembroth salt—s. Alkali, Soda, subcarbonate of—s. Alkalinus fixus fossilis, Soda—s. Amarum, Magnesie sulphas—s. Ammoniac, volatile, Ammoniac carbonas—s. Ammoniacum, Ammoniac murias—s. Ammoniacum martiale, Ferrum ammoniatum—s. Ammoniacum secretum Glauberi, Ammoniac sulphas—s. Ammoniacum tartareum, Ammoniac tartaras—s. Ammoniacum vegetabile, Liquor ammoniac acetatis—s. Ammoniacus nitrosus, Ammoniac nitras—s. Ammoniac, Ammoniac murias—s. Anglicanum, Magnesie sulphas—s. Antiepilepticus of Weissman, Cuprum ammoniatum—s. Antimonii, Antimonium tartarizatum—s. Ammoniacum, Ammoniac murias—s. Artis, Alembroth salt—s. Asphaltitis, Bit noben—s. Catharticus amarus, Magnesie sulphas—s. Catharticus Glauberi, Soda, sulphate of—s. Communis, Soda, muriate of—s. Cornu cervi volatile, Ammoniac carbonas—s. Culinaris, Soda, muriate of—s. Digestivus Sylvii, Potassæ murias—s. Diureticus, Potassæ acetat—s. de duobus, Potassæ sulphas—s. Ebsdamense, Magnesie sulphas—s. Enixum, Potassæ supersulphas s. Epsomensis, Magnesie sulphas—s. Essentiale Benzoë, Benjamin—s. Febrifugus of Lemery, Potassæ supersulphas—s. Febrifugus Sylvii, Potassæ murias—s. Fontium, Soda, muriate of—s. Fossilis, Soda, muriate of—s. Fuliginis, Ammoniac carbonas—s. Gemmæ, Soda, muriate of—s. Herbarum, Potassæ subcarbonas—s. Infus, Saccharum album—s. Lixiviosum, see Lixivium—s. Lucidum, Soda, muriate of—s. Marinus, Soda, muriate of—s. Martis, Ferri sulphas—s. Martis muriaticum sublimatum, Ferrum ammoniatum—s. Mirabile perlatum, Soda, phosphate of—s. Mirabilis Glauberi, Soda, sulphate of—s. Muriaticum baroticum, Baryta, muriate of—s. Nitrum, Potassæ nitras—s. Ossium, Ammoniac carbonas—s. Panchrestum, Potassæ tartras—s. Petræ, Potassæ nitras—s. Tartarum, Potassæ subcarbonas—s. Plumbi, Plumbi superacetat—s. Polychrestus, Potassæ sulphas—s. Polychrestus Glaseri, Potassæ sulphas cum sulphure—s. Polychrestum Seignetti, Soda, tartrate of—s. Prunellæ, Potassæ nitras fusus sulphatis paucillo mixtus—s. Rupellensis, Soda, tartrate of—s. Sapientie, Alembroth salt, Potassæ sulphas—s. Saturni, Plumbi superacetat—s. Scientie, Alembroth salt—s. Secretus Glauberi, Ammoniac sulphas—s. Sedativus Hombergi, Boracic acid—s. Sedlicensis, Magnesie sulphas—s. Seignetti, Soda, tartrate of—s. Senerti, Potassæ acetat—s. Seydschutzense, Magnesie sulphas—s. Sodæ, Soda, subcarbonate of—s. Sodomenus, Bit noben—s. Succini, Succinic acid—s. Tartari, Potassæ subcarbonas, see Potash—s. Tartari essentialis, Tartaric acid—s. Tartari sulphuratum, Potassæ sulphas—s. Urinæ, Microcosmicum Sal—s. Urinosum, Urea—s. Vegetabilis, Potassæ tartras—s. Vitæ, Alembroth salt—s. Vitrioli, Zinci sulphas—s. Vitrioli narcoticum, Boracic acid—s. Volatile, Ammoniac carbonas, Spiritus ammoniac aromaticus—s. Volatile Benzoë, Benjamin—s. Volatile boracis, Boracic acid—s. Volatile oleosum Sylvii, Spiritus ammoniac aromaticus—s. Volatile succini, Succinic acid—s. Volatilis salis ammoniaci, Ammoniac carbonas—s. Vomitorium vitrioli, Zinci sulphas.

SALAAM, CONVULSION, see Convulsion, Salaam.

SALAB, Salep.

SALACITAS, Satyriasis—s. Vulvæ, Nymphomania.

SALAD, CORN, Valeriana dentata.

SALAP, Salep.

SALCOMBE, (CLIMATE OF.) A small place—the Montpelier of Huxham—which is one of the warmest spots on the S. W. coast of England, and, therefore, in this respect adapted for the phthisical invalid as a winter retreat.

SALEP, *Saloo'* (so pronounced.) *Salab, Salap.* The prepared bulb of the *Orchis mascula* and other species of Orchis. The salep of Cachmere is from a species of *Eulophia*, Salep is in small, irregular, hard masses. In its composition in relation to water it is closely analogous to tragacanth. It is possessed of similar virtues with sago, tapioca, &c.

SALER'NUM, SCHOOL OF. An ancient school of medicine at Salerno in Italy. It was established by Charlemagne, in 802; and was the first Christian university at which medicine was taught. It was much celebrated, especially in the 12th century. The work on hygiene, "*De Conservandâ Valetudine*," which bears its name, has passed through several editions in various languages. It is supposed to have been written by John of Milan, in 1100, and is in Leonine verses.

SALICARIA, Lythrum salicaria.

SALICINE, see Salix.

SALICORNIA ARABICA, &c., see Soda.

SALINE', *Sali'nus, Salina'cius, Salina'cidus, Sali'tus, Salsus, Hali'nus, Halmy'rus, Halico'des*, from *sal*. That which contains a salt, or has the properties of a salt.

SALINE DRAUGHT OF MIXTURE. This may be made as follows:—*Potassæ carbon. ʒj, acid. citric. vel tartar. gr. xv, vel succ. limon. recent. ʒss, aquæ f. ʒviii, syrup. cujusvis ʒj. M.* Given in divided doses as a febrifuge.

SALINE EFFERVESCING DRAUGHT OF MIXTURE is made by adding a due proportion of either of the acids above mentioned, or of lemon juice, to the proper proportion of the carbonate of soda or potassa; about 25 grains of the acid saturate 30 grains of the carbonate. See Powders, soda.

SALIS AMMONIACI FLORES, Ammoniac carbonas.

SALITIO, Leap.

SALITUS, Saline.

SALIUM, Saliva.

SALIUNCA, Valeriana Celtica.

SALIVA, *Si'alon, Si'elon, Sialo'ma, Pty'alon, Pty'elon, Salivum, Sputa'men, Sputamen'tum, Sputum, Spitile.* An inodorous, insipid, transparent, slightly viscid fluid; secreted by the parotid, submaxillary and sublingual glands, and poured into the mouth by the ducts of Steno, Wharton and Rivinus; the use of which is to mix with the alimentary bolus, and to serve in the process of digestion. It is composed, according to Berzelius, of 992.2 parts of water, 2.9 of a particular animal matter, soluble in water, and insoluble in alcohol, *pty'alin, principium saliva'le, materia sialina*, of 1.4 of mucus, 1.7 of chlorides of potassium and sodium, 0.9 of lactate of soda and animal matter, and 0.2 of soda.

SALIVÆ FLUXUS CIBO VISO, see Salivation.

SALIVAIRE, Salivary.

SALIVANS, Salivary, Salagogue.

SALIVANT, Sialogogue.

SALIVARIS, Salivary—s. Herba, Anthemis pyrethrum.

SALIVARY, *Saliva'rius*, *Saliv'ans*, *Saliva'ris*, *Salivo'sus*, from *saliva*, (F.) *Salivaire*. That which belongs to the saliva.

SALIVARY CALCULI, see *Calculi*, salivary.

SALIVARY FISTULE, *Sialosyrin'ges*, are such as depend upon an accidental opening into the excretory ducts of the salivary glands. *Fistule* are most commonly met with in the duct of Steno.

SALIVARY GLANDS, *secreting organs of the saliva*, *salival glands*, are situate symmetrically, to the number of three, on each side of the face, and behind and under the lower jaw. Their form is very irregular, and their extent varies according to individuals. Their excretory ducts—*Ductus Saliva'rii*, (F.) *Canaux ou Conduits salivaires*, carry the saliva directly into the mouth, without pouring it into any intermediate reservoir, as happens in the case of some of the other glands. The salivary glands have been distinguished into,—1. The parotid; 2. The submaxillary; 3. The sublingual.

SALIVATIO, Salivation—s. *Mercurialis*, *Salivation*, mercurial.

SALIVATION, *Saliva'tio*, *Saliva'tio cal'ida*, *Epiph'ora ptyalis'mus*, *Sialis'mus*, *Sputum Oris*, *Sialis'mus*, *Stal'achus*, *Sielismos*, *Sialorrh'ea*, *Sialoze'mia*, *Ptyalis'mus*, *Pty'alism*, *Fluxus saliv'ae*, (F.) *Flux de Bouche*, *Flux saliv'aire*. A superabundant secretion of saliva; occasioned either locally, by the use of irritating masticatories, or under the influence of some cause which acts on the whole economy, and especially of mercurial preparations. In this last case it is accompanied by a coppery taste in the mouth, by swelling of the gums, and sometimes by looseness of the teeth. Salivation may usually be diminished by the use of astringents, laxatives, &c.

Ptyalismus acutus sympathet'icus, *Salivæ fluxus cibo viso*, *Mouth watering*, the increased flow of saliva produced by the sight, smell, or thought of agreeable food, is a species of ptyalism, as well as the *Ptyalismus acutus mellitus*, *Apoceno'sis ptyalis'mus mellitus*, or *Sweet spittle*. In this the saliva has a sweet or mucilaginous taste.

SALIVATION, *Mercu'rial*, *Saliva'tio mercurialis*, *Sialoze'mia mercurialis*, *Ptyalis'mus mercurialis*, *P. hydrargyratus*, (F.) *Ptyalisme mercuriel*, *Salivation mercurielle*. Salivation produced by mercury. The stomatitis that accompanies it is termed *mercurial*, *Hydrargyro-stomatit'is*, (F.) *Stomatite mercurielle*.

SALIVATION MERCURIELLE, *Salivation*, mercurial.

SALIVATUM, Sialogogue.

SALIVOSUS, Salivary.

SALIX. The *Willow*, *Itea*, (F.) *Saule*. A genus of plants from the Linnæan system.

SALIX FRAG'ILIS, or Crack willow (Ph. D.) **SALIX ALBA**, or White willow (Ph. D. and Ph. U. S.) **SALIX LATIFOLIA**, or broad-leaved willow. **SALIX CA'PREA**, or Great round-leaved willow (Ph. L.) **SALIX PENTAN'DRIA**, **SALIX VITULI'NA**, **SALIX ERYOCEPH'ALA**. The bark of each of these has a slightly aromatic odour, and a bitter astringent taste, which is nearly the same in all the species. It is tonic and astringent, and has been used in intermittents, and

in cases of dyspepsia, worms, &c. The active principle has been separated, and called *Salicine*. It is like the quinia in medicinal efficacy. Dose, ℥j to ʒj of the powder. Dose of *Salicine* from 4 to 6 grains.

SALIX ÆGYPTIACA, Calaf.

SALLOW, Lurid.

SALMIAC, Ammonie murias.

SALOOP, Salep.

SALPETRA, Soda, nitrate of.

SALPINGEMPHRAX'IS, from *σαλπιγξ*, 'the Eustachian tube,' and *εμφραξις*, 'obstruction.' Obstruction of the Eustachian tube;—a cause of deafness.

SALPINGIT'IS, from *σαλπιγξ*, 'a tube,' and *itis*, 'denoting inflammation.' Inflammation of the Eustachian tube.

SALPINGOCY'E'ISIS, *Paracye'sis tuba'ria*, *Graviditas tuba'ria*, from *σαλπιγξ*, 'a tube or trumpet,' and *κνησις*, 'pregnancy.' Tubal pregnancy.—See *Pregnancy*.

SALPINGOMALL'ËEN, Tensor tympani—s. *Staphylinus internus*, *Levator palati*.

SALPINGOPHARYNGÆ'US, from *σαλπιγξ*, 'a trumpet,' and *φαρυγξ*, 'the pharynx.' *Val-salva* and *Douglas* have given this name to a bundle of fibres, which passes from the Eustachian tube to the pharynx.

SALPINGOSTAPHYLINUS, Circumflex muscle.

SALPINGOSTENOCHOR'IA, from *σαλπιγξ*, 'a tube,' *σπιος*, 'narrow,' and *χωρα*, 'space.' Narrowness or stricture of the Eustachian tube.

SALPINX, Tuba.

SALSAFI, Tragopogon.

SALSAMENTUM CRUDUM, *Omotarichos*.

SALSAPARILLA GERMANICA, *Sarsaparilla Germanica*.

SALSEDO MUCRUM, *Potassæ nitras*.

SALSEPAREILLE, *Smilax sarsaparilla*—s. *d'Allemagne*, *Sarsaparilla Germanica*.

SALSILAGO, *Muria*.

SALSO'LA KALI, *Prickly Saltwort*, *Kali spinosum cochlearium*, *Tragus* sive *Tragum Matth'oli*. This plant, as well as the *Salsola sativa* and the *Salsola soda*, produces the alkaline salt, commonly called *Barilla*, *Soda*, or *Kelp*.

SALSOLA SATIVA, &c., see *Soda*,

SALSUGINOSUS, *Halmyrodes*.

SALSUS, *Saline*.

SALT, *Sal*, *Hal*, *Hals*, 'αλς; (F.) *Sel*. A name formerly given to a considerable number of substances of very different nature. At present, chymists apply the term *Salts* exclusively to the combination of an acid with one or more bases. *Neutral salts* are those in which the acid and base reciprocally saturate each other. *Acid salts* or *supersalts*, (F.) *Sur-sels*, are those in which the acid predominates over the base. *Alkaline salts* or *subsals*, (F.) *Sous-sels*, those in which the base is, on the contrary, predominant. The different denominations of the salts are compounded, 1. Of the name of the acid; the termination of which is changed into *ite*, when the name of the acid is in *ous*;—*ate*, when it is in *ic*. Thus the salts formed by the sulphurous acid are *sulphites*; those by the sulphuric, *sulphates*. 2. This name is followed up by that of the oxyd, that enters into the composition of the salt. Thus, the *sulphate of protoxyd of iron* is a combination of sulphuric acid with the protoxyd of that metal. Frequently,

to shorten the name, the word *oxyd* is suppressed; and *proto*, *trito*, &c., put before the acid:—as *protosulphate of iron*. *Simple salts* are those resulting from the combination of an acid with a single base: *double salts* with two different bases: *triple* with three, &c. A *haloid salt* is one constituted after the type of common salt, or which contains a metal and a *salt-radical*, as chlorine, iodine, &c. An *oxy-salt* is formed from the combination of an acid with an oxide.

When *salt* is used in an abstract sense, it means the chloride of sodium.

SALT APERIENT, of FREDERICK, Soda, sulphate of—s. Baker's, Ammonia carbonas—s. of Barilla, Soda, subcarbonate of—s. Bay, Soda, muriate of—s. Bitter purging, Magnesia sulphas—s. Common, Soda, muriate of—s. Epsom, Magnesia sulphas—s. Glauber's, Soda, sulphate of—s. Glauber's, Lympington, see Soda, sulphate of—s. Rochelle, Soda, tartrate of—s. Rock, Soda, muriate of—s. Sea, Soda, muriate of—s. Secondary, Neutral salt—s. Seignette's, Soda, tartrate of—s. Smelling, Ammonia carbonas—s. of Soda, Soda, subcarbonate of—s. Sore-throat, Potassa nitras fusus sulphatis paucillo mixtus—s. of Tartar, see Potassa subcarbonas, and Potash—s. Tasteless purging, Soda, phosphate of—s. of Urine, Ammonia carbonas—s. White, Soda, muriate of—s. of Woodsoot, Ammonia carbonas—s. of Wormwood, see Potash.

SALTANS ROSA, Urticaria.

SALTATIO, Dancing—s. Sancti Viti, Chorea.

SALTERTON. A village about four miles to the eastward of Exmouth, England, frequented as a winter abode by invalids. It is in a small, open valley on the sea-shore, and is well protected from winds, particularly the northerly.

SALTPETRE, Potassa nitras.

SALTUS, Leap, Vulva—s. Tendinum, Substultus tendinum.

SALTWORT, PRICKLY, Salsola kali.

SALUBRIS, Salutory.

SALUBRITY, *Salubritas*, (F.) *Salubrité*, from *salus*, 'health.' Any thing which contributes to the health of individuals or of communities. Situations differ materially from each other in this respect; and the cause of the difference is often an interesting topic of inquiry.

SALUS, Sanitas.

SALUTARY, *Peris'ticos*, *Saluta'ris*, *Salu'ber*, *Salu'bris*, *Hygiei'nus*, *Hygosticus*, *Hygie'rus*. Same etymon. Healthy. That which is favourable to health. Some diseases have been considered salutary; but this is doubtful.

SALVATELLA; Same etymon, (?) *Vena salvatella*, is situate on the back of the hand, near its inner margin. It begins on the posterior surface of the fingers and dorsal surface of the hand, by a plexus, formed of a number of radicles, frequently anastomosing with each other; it then ascends to the inner part of the forearm, where it takes the name—*posterior cubital*. The ancients recommended this vein to be opened in certain diseases, as in melancholic and hypochondriacal affections; and they attributed to such abstraction of blood considerable efficacy in the cure of disease: hence its name.

SALVE, BLISTERING, Unguentum lyttæ—s. Eye, Unguentum oxidii zinci impuræ—s. Eye, Singleton's, Unguentum hydrargyri nitricæ-oxydi—s. Healing, Cerate of calamine.

SAL'VIA, *S. officina'lis*, *S. hortens'is*, *Elelis'phacos*, (F.) *Sauge*, *Thé de France*. Family, Labiata. Sex. Syst. Diandria Monogynia. Sage has a peculiar, aromatic odour, and a warm, aromatic, bitterish taste. Its virtues depend upon an essential oil. It is tonic, stimulant, and carminative. In the form of a weak infusion, it is occasionally used as a diluent, and as a wash for sore mouth. Dose, gr. xv to xxx or more.

SALVIA HORMINUM, *Hormi'nium*, (F.) *Sauge-hormin*, of the Pharmacopœias, is used in similar cases.

SALVIA HORTENSIS, *Salvia*—s. *Officinalis*, *Salvia*.

SALVIA SCLA'REA, *Sclarea*, *Gallit'richum*, *Æthiopi's*, *Biser'mas*, *Colus Jovis*, *Common Clary*, (F.) *Orvale* on *Toute-bonne*. The leaves have been recommended as corroborants and anti-spasmodics.

SALVIA VITÆ, *Asplenium ruta muraria*.

SAMBU'CUS, *Sabu'cus*, *Sambucus nigra*, *S. vulga'ris*, *S. Arbo'rea*, *Actæ*, *Infel'ia lignum*; *the Elder*, (F.) *Sureau commun*. Family, Caprifoliaceæ. Sex. Syst. Pentandria Digynia—(The flower and bark were formerly called *Cano'pum*.) The flowers, berries, and bark of the elder have been used in medicine. The flowers have been reputed diaphoretic and discutient: the berries, aperient and sudorific: the bark, purgative, and, in small doses, deobstruent. The flowers are sometimes used in fomentations, and to form a cooling ointment.

SAMBUS ARBOREA, *Sambucus*—s. *Chamaeacte*, *S. ebulus*.

SAMBUS EBULUS, *Ebulus*, *Chamaeactæ*, *Od'ocus*, *Sambucus Chamaeactæ* seu *He'lion*, *Sambucus humilis*, *S. Herba'cea*, *Dwarf-elder*, *Danewort*, (F.) *Hibble*. The root, interior bark, leaves, flowers, berries, (*Bacca* seu *Grana Actes*.) and seeds have all been given in moderate doses as resolvents and deobstruents; and in large doses as hydragogues. The berries of *Sambucus Canaden'sis*, the *Common Elder* of America, are made official in the American Pharmacopœia.

SAMBUS HELION, *Sambucus ebulus*—s. *Herbacea*, *S. ebulus*—s. *Humilis*, *S. ebulus*—s. *Nigra*, *Sambucus*—s. *Vulgaris*, *Sambucus*.

SAMI TERRA, *Sa'mian Earth*. An argillaceous earth, found in the island of Samos, to which were ascribed virtues similar to those of the Terra Lemniæ.—Galen, Dioscorides.

SAMIUS LAPIS. A stone found in the Isle of Samos, which the ancients believed to be astringent and refrigerant.

SAMPHIRE, *Crithmum maritimum*.

SAMPSUCHUS, *Thymus mastichina*.

SAMPSUCUS, *Origanum majorana*.

SAMPSYCHINON, *Sampsuchinum*. An ointment composed of *σαμψυχον*; which was perhaps marjoram.—Dioscorides.

SANABILIS, Curable.

SANAMUNDA, *Geum urbanum*.

SANATIO, Curation, Cure.

SANATIVE, Curative.

SAN GIULIANO, MINERAL WATERS OF. At the foot of the mountain San Giuliano, a league and a half from Pisa, are several mineral springs; temperature from 84° to 107° Fahr.

The spring, *Pozzetto*, contains carbonic acid, sulphates of soda, lime, and magnesia; chlorides

of sodium and magnesium; carbonates of lime and magnesia; argil and silica.—Santi.

SAND, see Gravel.

SANDALUM CÆRULEUM, *Guilandina moringa*—s. Rubrum, *Pterocarpus santalinus*.

SAN'DARAC, *Sandaracha*, *Gum Ju'niper*, *Gum Sandarach*, *Pounce*, *Gummi Juniperi*, *Sandaraca*, *Vernix sicca*, *Resina Juniperi*. A name given, by the Arabs, to an odorless resin, that flows from the *Thuya aphylla*. Family, Coniferæ. *Sex. Syst.* Monœcia Monadelphica. It is stimulant, like all the resins; but is very little used.

SANDARACHA GRÆCORUM, Realgâr.

SANDERS, see Saunders.

SANDIVER, see Vitrum.

SANDIX, *Plumbi oxydum rubrum*.

SANDYX, *Plumbi oxydum rubrum*.

SANG, Blood—s. *Arteriel*, Arterial blood—s. *Dragon*, *Rumex sanguineus*—s. *Dragon*, see *Calamus rotang*—s. *Globules du*, Globules of the blood—s. *Perte de*, Hæmorrhagia.

SANGLLOT, Sob.

SANGSUE, Hirudo.

SANGUIDUCTUS DURÆ MATRIS, Sinuses of the dura mater.

SANGUIIFICATIO, Hæmatisis—s. *Debilior*, *Hyp hæmatisis*.

SANGUIFLUXUS, Hæmorrhagia—s. *Uterinus*, *Metrorrhagia*.

SANGUIMOTION, Circulation.

SANGUIMOTORY, Circulatory.

SANGUIN, (*Vaisseau*) Blood-vessel.

SANGUINALIS CORRIGIOLA, Polygonum aviculare.

SANGUINARIA, *S. Canadensis*, *Blood-root*, *Bloodwort*, *Puccoon*, *Red Puccoon*, *Red Root*, *Indian Paint*, *Turmeric*. *Nat. Ord.* Papaveraceæ. *Sex. Syst.* Polyandria Monogynia. A North American plant, the rhizoma and seeds of which are used in medicine. They are emetic. Dose of the powder, 8 to 20 grains. They are said to reduce the velocity of the pulse, like digitalis.

SANGUINE, *Sanguineus*, *Sanguinosus*, *Hæmaticus*, *Hæmatodes*, *Hæmaterus*, *Hæmarius*, *Hæmides*, *Hæmides*; (F.) *Sanguin*. Bloody, blood-like. Relating to, or containing blood,—as 'sanguine temperament.'

SANGUINEA, *Potasse nitras*.

SANGUINEUS, Sanguine.

SANGUINIS ABSORPTIO, Hæmorrhæphesis—s. *Congestio*, *Congestio*—s. *Dissolutio*, *Hæmateclisis*—s. *Fluor*, *Hæmoptysis*—s. *Fluor Vesicæ*, *Cystorrhagia*—s. *Ictus*, *Apoplexy*—s. *Missio*, *Blood-letting*—s. *Profluvium copiosum*, *Hæmorrhagia*—s. *Profluvium ex Ore*, *Stomatorrhagia*—s. *Stagnatio*, *Hæmostasis*.

SANGUINOLENT, *Sanguinolentus*, from *sanguis*, 'blood.' Tinged with blood. An epithet applied, particularly, to the sputa when so tinged.

SANGUINOSUS, Sanguine.

SANGUIPURGIUM, from *sanguis*, 'blood,' and *purgare*, 'to cleanse.' Purgation of the blood. A name given by some authors to mild fevers; from an idea that they purged the blood, of noxious matters.

SANGUIS, Blood, Sperm—s. *Concretus*, *Coagulum*—s. *Draconis*, see *Calamus rotang*—s. *Hirci siccatus*, see *Blood*—s. *Menstruus*, see *Menses*—s. in *Urinâ*, *Hæmaturia*.

SANGUISORBA OFFICINALIS. The *Italian Pimpinel*, *Pimpinel la Italica*, (F.)

Pimprenelle noire. It was formerly used as an astringent and tonic, in hemorrhages, dysentery, &c.

SANGUISUGA, Hirudo.

SANGUISUGUM. A barbarous term, to denote too great an accumulation of blood in the heart.—Bonetus.

SANICLE, *Sanicula*—s. *American*, *Heuchera cortusa*—s. *Yorkshire*, *Pinguicula vulgaris*.

SANICULA, *S. Europæa*, *Cuculla'ta*, *Dodeca'theon*, *Sym'phytum petræum*, *Sanicula mas*, *Diapen'sia cortu'sa*, *Sanic'le*, (F.) *Tout-saine*. Family, Umbelliferæ. *Sex. Syst.* Pentandria Digynia. This herb was formerly used as a mild astringent. It is bitterish, and somewhat austere.

SANICULA, *Saxifraga granula*—s. *Eboracensis*, *Pinguicula vulgaris*—s. *Europæa*, *Sanicula*.

SANICULA MARILANDICA. This indigenous plant grows in marshes, or low and shaded ground. It is possessed of tonic virtues; and the powdered root is employed in popular practice as a favourite remedy in intermittent fever.

It has been recommended recently in chorea.

SANICULA MONTANA, *Pinguicula vulgaris*.

SANIDO'DES, *Sanid'os*, *Sanid'os*, 'resembling a board,' from *avis*, gen. *avidos*, 'a board,' and *eidos*, 'resemblance.' One whose thorax is narrow, and, as it were, contracted.

SANIE, Sanies.

SANIES, *Ichor*, *Tabum*, *Virus*, *Pus malignum*, *P. corrosivum*, (F.) *Sanie*. A thin, serous fluid, presenting some of the qualities of pus and blood, and commonly exhaled at the surface of ulcers.

SANIODES, Sanidodes.

SANIOSUS, Ichorous.

SANIOUS, Ichorous.

SANITAIRE, (F.) That which relates to the health—as *établissement sanitaire*; *police sanitaire*.

SANITARIUM, *Sanator'ium*; from *sanitas*. 'health.' A retreat selected for valetudinarians, in consequence of its salubrity. Also, an establishment for the treatment of the sick.

SANTAS, *Hygie'a*, *Hyge'a*, *Hygian'sis*, *Hygie'asis*, *Integ'ritas*, *Prosperitas*, *Valetu'dinis*, *Salus*, *Hygie'i'a*, *Valetu'do*, *Valitu'do*, *Valetu'do bonæ seu secur' da seu com'moda*, *Hyge'i'a*, *Euzoödyna'mia*, *Health*, (F.) *Santé*, from *samus*, 'sound.' Health has been defined,—a state, in which all the functions are exerted with regularity and harmony. A person may, however, be in health, although certain functions are not performed. A blind man, for example, has health when all his functions, except sight, proceed with regularity.

SANTAS, Cure.

SANKIRA, *Smilax China*.

SANS PAIRE, (*Veine*), *Azygos vein*.

SANTA CRUZ, (CLIMATE OF.) This West India Island is frequently selected as a winter retreat for the phthisical valetudinarian from the United States; but it does not seem entitled to any preference, in such cases, over the other islands of the West Indies, whilst its general salubrity is said to be less than that of many.

SANTAL, *Santalum album*.

SANTALUM ALBUM, *S. citrinum*, *S. pal'idium*, *Yellow Saunders*, *Sir'ium myrtifolium*, (F.) *Santal*. *Sex. Syst.* Tetrandria Monogynia. The virtues of the wood of the white

saunders reside in a volatile oil and resinous principle. The odour is fragrant, and resembles a mixture of ambergris and roses. It has been used as a stimulant and sudorific, but it is not now employed. The saunders woods are called, collectively, in French, *Santaux*.

SANTALUM RUBRUM, *Pterocarpus santalinus*.

SANTÉ, Sanltas.

SANTONICUM, *Artemisia santonicum*.

SANTORINI, FISSURES OF, (F.) *Inci-sures ou Scissures de Santorini*. Clefs at the upper and back part of the fibro-cartilaginous portion of the external ear.

SANTORINI, TUBERCLES OF. Small cartilaginous projections at the top of the arytenoid cartilages, which support the ligaments of the glottis. See *Corniculum Laryngis*.

SANVE, Sinapis.

SAPA, see Rob.

SAPHA'DA. Paracelsus has given this name to reddish scales adherent to the hair in some eruptions of the hairy scalp.

SAPHENA, Saphena.

SAPHENA, *Saphena*, from *σαφης*, 'manifest,' 'evident.' (F.) *Saphène*. A name given to two subcutaneous veins of the lower limb. These are: 1. The GREAT SAPHENA VEIN, *Saphena interna, Tibio-malleolar*, (Ch.) (F.) *Grandé Veine Saphène ou Saphène interne*. Its radicles occupy the inner part of the great toe, and form a transverse arch on the back of the foot, which unites with the saphena externa, and receives at its convex part, which is turned forwards, a number of branches coming from the toes. These radicles, when united, ascend before the inner ankle, and form a trunk, the size of which is farther increased by several branches that proceed from the region of the tarsus, and that of the metatarsus. This trunk ascends vertically at the inner part of the leg; passes behind the inner condyle of the femur; proceeds along the inner part of the thigh; receives other subcutaneous veins, such as the abdominal subcutaneous, the external pudic, &c., and passes through the inferior opening of the crural canal to empty itself into the femoral vein. 2. The LESSER VENA SAPHENA, or *Saphena externa; the Peroneo-malleolar Vein* of Chaussier, (F.) *Petite Veine Saphène ou Saphène externe*, commences by several roots, which are spread over the dorsum and outer side of the foot, and embrace the outer ankle. Behind this, they unite into a single trunk, which ascends obliquely, approaching the tendo Achillis, and proceeds vertically towards the ham to open into the popliteal vein.

SAPHÈNE, Saphena.

SAPID, *Sap'idus*, (F.) *Savoureux*. Possessed of sapidity. Having the power of affecting the organs of taste.

SAPID'ITY, *Sapor*, (F.) *Sapidité*, from *sapere*, 'to taste.' The quality of bodies that gives them taste.

SAPIN COMMUN, *Pinus picea*.

SAPIN'DUS SAPONARIA, *Soap Tree*, (F.) *Savonnier commun*. The name of the plant that affords the *Soap Nuts*, *Saponaria Nucula*, *Bac'ca Bermuden'ses*, *Soap-berries*. A spherical fruit about the size of a cherry, the cortical part of which is yellow, glossy, and so transparent as to show the spherical black nut that rattles within, and includes a white kernel. The cortical part of this fruit, which has simi-

lar effects with soap in washing, has been recommended in chlorosis, and as a stomachic and deobstruent.

SAPO, *Soap*, Sax. *rape*, *Smagma*, (F.) *Savon*. A product obtained by treating fatty bodies with caustic alkalies dissolved in water. In the Pharmacopœia of the United States, it means Soap made with soda and olive oil.

YELLOW SOAP is formed of turpentine, oil, and alkali.

Castile Soap, being made of fine olive oil, is generally used internally. The yellow and soft soaps are the most stimulating; and are, consequently, best adapted for particular cutaneous eruptions.

Internally, soap is purgative and diuretic; externally, it is detergent and stimulant. Soap water is used with the greatest success, in cases of poisoning by acids. It is mostly applied externally to bruises and sprains. In Pharmacy, it is used to favour the solution of resins.

SAPO AC'IDUS, *Acid Soap*, is a combination of a fixed oil with an acid.

SAPO AMMONIACALIS, *Linimentum ammoniæ fortius*—s. *Ammoniæ oleaceus*, *Linimentum ammoniæ fortius*—s. *Amygdalinus*, *Sapo medicinalis*—s. *Cacaotinus*, *Sapo coconus*—s. *Calcarius*, *Linimentum aquæ calcis*—s. *Castiliensis*, see *Sapo Medicinalis*.

SAPO COCO'NEUS, *Soap of Cocoa Nut Oil*, *S. cacaoti'nus*, (F.) *Savon de cacao*, has been much used in Germany in herpetic affections.

SAPO DURUS, *S. Hispanicus*—s. *Hispanicus*, see *S. medicinalis*.

SAPO KALICUS, *S. Mollis*.

SAPO LIQ'UIDUS, *Liquid Soap*, *Lotio saponacea*, is a cosmetic which is composed of olive oil ζ iv, ol. tartari per deliquium ζ ss. Rub together, and add aquæ rosarum ζ xij.

SAPO MEDICINA'LIS, *Medic'inal Soap*, *Sapo amygdali'nus*, (F.) *Savon médicinal*, is made with oil of sweet almonds and half its weight of caustic alkali or, like the *Sapo Hispanicus* seu *Castilien'sis*, *Spanish or Castile soap*, *Sapo durus*, (F.) *Savon dur*, of olive oil and soda.

SAPO MOLLIS, *Common or Soft Soap*, *S. vir'idis*, *S. n'iger*, *S. kalicus*, (F.) *Savon mou*, *Savon noir*, is made of potass and oil or tallow. The *Sapo vulgaris*, or 'common soap' of the Pharm. U. S. is made with soda and animal oil.

SAPO NIGER, *Black Soap*, *Melanosmegma*, is a composition of train oil and an alkali: and GREEN SOAP, *Sapo vir'idis*, of hempseed, linseed, or rape oil with an alkali. See *Sapo mollis*.

SAPO VEGETABILIS, *Pulvis gummosus alkalinus*—s. *Viridis*, *Sapo mollis*—s. *Vulgaris*, see *Sapo mollis*.

SAPONA'CEOUS; *Sapona'ceus*; from *Sapo*, 'soap.' Soapy. Containing soap, as *Linimentum saponaceum*, *Soap liniment*.

SAPONAIRE, Saponaria.

SAPONARIA, from *Sapo*, 'soap.' *Soapwort*, *Brui-se-wort*, *Struthium*, *Lana'ria*, *Lych-nis sylvest'ris*, *Ixia'uma*, (F.) *Saponaire*. Family, Caryophyllæ. See, *Syst. Decandria Digynia*. A decoction of the leaves of this plant has been recommended in scrofula, cancer, old syphilis, cutaneous eruptions, jaundice, visceral obstructions, &c. It is hardly ever used.

SAPONARIE NUCULE, see *Sapindus saponaria*.

SAPONEA, from *Sapo*, 'soap.' A pectoral medicine, prepared with sweetened syrup of violets, and oil of sweet almonds.

SAPONULES, *Sapon'ula*, (F.) *Savonules*. Same etymon. Combinations of volatile or essential oils with different bases.

ACID SAPONULES, are combinations of such oils with different acids.

SAPOR, Sapidity, Savour.

SAPOTA, *Acras Sapota*, *Oval-fruited Sapota*, (F.) *Sapotier*, *Sapotillier*. *Sex. Syst.* Hexandria Digynia. A tree which grows in the Antilles, and particularly at St. Domingo. Its fruit is much esteemed. It resembles the marmalade of quinces; and hence has been called *natural marmalade*. The seeds make an emulsion, which has been given in nephritic affections. The bark has been recommended as a febrifuge.

SAPOTIER, Sapota.

SAPOTILLIER, Sapota.

SAPROPYRA, Typhus gravior.

SAPROS, Putrid, Rancid.

SAPROSTOMUS, from *σαπρος*, 'foul, of a bad odour,' and *στομα*, 'mouth.' One who has an offensive breath.

SAPROTES, Putrefaction.

SARAPUS, *Sarapous*. One who has a large foot; whose toes are largely separated, or whose feet are much asunder in walking; from *σαρωω*, 'I grin,' and *πους*, 'the foot.' See *Kyllosis*.

SARATOGA, MINERAL WATERS OF.

The Saratoga springs in New York are ten miles north-east from Ballston. They contain the same ingredients as those of the latter place; and are much frequented by visitors from every part of the United States. The following analysis has been given of the *Congress spring*: In a wine gallon—*gaseous contents*: carbonic acid, 311 cubic inches; atmospheric air, 7. *Solid contents*. Chloride of sodium, gr. 385; iodide of sodium, gr. 3.5; bicarbonate of soda, gr. 8.982; bicarbonate of magnesia, 95.788; carbonate of lime, 98.098; carbonate of iron, 5.075; silica, 1.5; bromide of potassium, a trace. Total gr. 597.943.—Steel.

The *Walton* or *Iodine spring* contains chloride of sodium, carbonate of magnesia, and iodide of sodium.

SARCEPIPOCELE, Sarcœpiplocele.

SARCEPILOMPHALOCELE, Sarcœpiploplomphacele.

SARCEPILOMPHALUS, Sarcœpiplomphalus.

SARCIDIUM, Caruncle.

SARCINA, Fœtus.

SARCINA VENTRICULI, *Sarcina*, 'a pack, a woolpack.' A microscopic cryptogamous plant found in the fluid of waterbrash.

SARCION, Caruncle.

SARCITES, Anasarca—s. Flatuosus, Emphysema.

SARCITIS, Myositis.

SARCOCELE, *Hernia carno'sa*, *Scirrhus Testiculi*, from *σαξ*, 'flesh,' and *κηλη*, 'a tumour;' *Sarcœma scroti*, (F.) *Hernie charnue*. Scirrhus or cancer of the testicle. This disease affects adults particularly; and appears, most commonly, after an inflammatory swelling of the testicle. Sometimes it is dependent upon a blow; at others, it makes its appearance without any appreciable cause. It is well known by a hard, heavy, ovoid or spherical swelling of the testicle, which is, at first, slightly, or not at all painful, and merely causes an unpleasant traction on the spermatic cord.

There is no heat or change of colour of the skin; the spermatic cord is swollen, and participates in the affection: very painful shootings occur: the lymphatic glands of the abdomen become swollen, and form a tumour, which may, at times, be felt through the abdomen; and the patient, at length, dies with every sign of the cancerous diathesis. The prognosis is very unfavourable. The only means, indeed, that can save life is the extirpation of the testicle.

SARCOCOL'LA, (F.) *Colle-chair*, from *σαξ*, 'flesh,' and *κολλα*, 'glue.' A resinous matter, obtained from *Penæa Sarcocol'la*, *P. mucronata*, and other species of *Penæa*. An African shrub, which has been so called from a belief that it facilitates the consolidation of flesh. It is in the form of small, oblong, semitransparent globules, of a yellowish or reddish blue, and smells like aniseed. It was once employed as an astringent and detergent.

SARCODES, Carneous.

SARCOEPIPOCELE, *Sarcœpiplocele*, from *σαξ*, 'flesh,' *επιπλοον*, 'the epiploon,' and *κηλη*, 'a tumour.' Epiplocele, complicated with sarcoma or sarcocele.

SARCOEPILOMPHALUS, *Sarcœpiplomp'halus*, *Sarcœpiplomp'haloc'ele*, from *σαξ*, 'flesh,' *επιπλοον*, 'the epiploon,' and *ομφαλος*, 'the navel.' Umbilical hernia, formed by scirrhus epiploon or complicated with sarcoma.

SARCOHYDROCELE, Hydro-sarcocele.

SARCOLEMA, *Sarcôlema*, from *σαξ*, 'flesh,' and *λεμμα*, 'a coat.' The sheath which surrounds the fibrils of muscle that form a fibre. It is quite distinct from the cellular membrane that binds the fibres into fasciculi.—Bowman. See *Perymisium*.

SARCOLOGIA, Myology;

SARCOLOGY, *Sarcolog'ia*, from *σαξ*, 'flesh,' and *λογος*, 'a discourse.' The part of anatomy which treats of the soft parts. It comprises myology, angiology, neurology, and splanchnology.

SARCOMA, *Emphy'ma Sarcoma*, *Sarcœm'atous tumour*, *Sarcœ'sis*, *Porrus*, *Sarcophy'ia*, *Ecsarcœ'ma*, *Exsarcœ'ma*, *Tumor car'neus*, *Excrescent'ia carno'sa*, *Pol'yypus carno'sus*, from *σαξ*, 'flesh.' Any species of excrescence having a fleshy consistence.

SARCOMA, CARCINOMATOUS, Scirrhus—s. *Cercosis*, see *Cercosis*—s. *Epulis*, *Epulis*—s. *Mastoid*, *Mammary sarcoma*—s. *Medullare*, see *Encephaloid*—s. *Medullary*, *Encephaloid*, *Hæmatodes fungus*—s. *Pulpy*, *Hæmatodes fungus*—s. *Scroti*, *Sarcocele*.

SARCOMA, COMMON VASCULAR or ORGANIZED of Abernethy, *Emphy'ma Sarcoma Vasculo'sum*, is vascular throughout: texture simple: when bulky, mapped on the surface with arborescent veins. Found over the body and limbs generally.

SARCOMATEUX, Sarcomatous.

SARCOMATODES, Sarcomatous.

SARCOMATOSUS, Sarcomatous.

SARCOMATOUS, *Sarcœmato'sus*, *Sarcœmato'des*, (F.) *Sarcœmateux*. Belonging to, or having the characters of sarcoma.

SARCOMPHALUS, Sarcomphalus.

SARCOMPHALUS, *Sarcœm'phalus*, from *σαξ*, 'flesh,' and *ομφαλος*, 'the navel.' A scirrhus or fleshy tumour, developed at the navel.

SARCOMYCES, Sarcospongus.

SARCOPHAGUS, Carnivorous, Cathartic.

SARCOPHYIA, Excrecence, Sarcoma.
 SARCOPTÉ, Acarus.
 SARCOPTES SCABIEI, see Psora.
 SARCOPTYODES, from σαρκῆς, 'flesh,' πύον, 'pus,' and εἶδος, 'resemblance.' Having the appearance of pus mixed with flesh. An epithet given to certain excreted matters, and particularly to the sputa of those labouring under consumption.
 SARCO'SIS, from σαρκῆς, 'flesh.' The formation of flesh. Also, sarcoma.
 SARCO'SIS BULBI, *Exophthal'mia fungosa seu sarcomat'ica*. A fleshy growth from the lobe of the eye.
 SARCOSPONG'US, *Sarcomy'ces*; from σαρκῆς, 'flesh,' and σπόγγος, 'fungus.' A fleshy fungus.
 SARCOSTOSIS, Osteo-sarcoma.
 SARCOTICUS, Incarnans.
 SARCOUS, from σαρκῆς, 'flesh.' Of, or belonging to flesh or muscle—as 'sarcous tissue.'
 SARDIASIS, Canine laugh, Risus sardonicus.
 SARDONIASIS, Canine laugh, Risus sardonicus.
 SARE, Essera.
 SARRASIN, Polygonum fagopyrum.
 SARRÊTE, Trismus infantum.
 SARRIÈTE, *Satureia hortensis—s. de Crète*, *Satureia capitata*.
 SARSA, *Smilax sarsaparilla*.
 SARSAPARILLA, *Smilax S.—s. False, Aralia nudicaulis*.
 SARSAPARILLA GERMAN'ICA, *Gramen major, G. rubrum, Salsaparilla Germanica, Carex Arenaria, (F.) Laiche, L. des Sables, Salsepareille d'Allemagne. Family, Cyperoidæ. Sez. Syst. Monœcia Triandria*. A plant which grows plentifully on the sea-coasts of Europe. It has been recommended in some mucous affections of the trachea, in rheumatism, gout, &c.
 SARSAPARILLA, INDIAN, *Hemidesmus Indicus*.
 SARTAPARILLA, *Smilax sarsaparilla*.
 SARTO'RIUS, from *Sartor*, 'a tailor,' because used in crossing the legs; *Suto'rius, Longi'ssimus Femoris, Fascia'tis, F. Longus seu suto'rius, (F.) Ilio-cresti-tibial, Ilio-pré-tibial. (Ch.) Couturier*. A muscle, situate at the anterior part of the thigh. It is long, small, and flattened, and extends, obliquely, from the anterior and superior spine of the ilium to the superior and inner part of the tibia. This muscle can, also, bend the pelvis on the thigh, and conversely.
 SARX, Flesh, Pulp.
 SARZA, *Smilax sarsaparilla*.
 SASSAFRAS, *Laurus sassafras—s. Medullæ, see Laurus sassafras—s. Radicis cortex, see Laurus sassafras—s. Swamp, Magnolia glauca*.
 SAT'ELLITE, *Satelles*. That which guards—that which is placed near.
 SATELLITE VEINS are those that accompany arteries.
 SATHE, Penis.
 SATIES, Satiety.
 SATIETAS, Plesmone.
 SATIETY, *Sati'etas, Sato'ritas, Sati'es, Saturatio, Plethos, Plesmoniè*, from *satiare*, (itself from *satis*, 'enough,') 'to give enough.' Disgust for food; commonly produced by repetition.
 SATIN, *Lunaria rediviva*.
 SATURANS, Absorbent (medicine).
 SATURATIO, Satiety, Saturation.
 SATURATION, *Satura'tio*, from *satis*,

'enough.' The state of a compound in which its elements are combined in such proportions that a fresh quantity of either cannot be added without producing excess.
 SATUREIA HORTENS'IS, *Satureia, S. sati'va, Cunila sativa Plin'ii, Thymbra, Summer Savory, (F.) Sarriète. Family, Labiata. Sez. Syst. Didynamia Gymnospermia*. An aromatic plant, cultivated for culinary purposes. It has been used, as an excitant, in anorexia, anaphrodisia, &c.
 SATUREIA CAPITA'TA, *Ciliated Savory, Thymus, Thymus sylves'tris, Thymus Crét'icus, Cunila, (F.) Sarriète de Crète*. Possesses similar properties to thyme.
 SATUREIA ORIGANOIDES, *Cunila mariana—s. Sativa, S. hortensis*.
 SATURITAS, Satiety.
 SATURNI DULCEDO, *Plumbi superacetas*.
 SATURNINUS, *Sat'urnine*; from *Saturnus*, 'lead.' Medicines containing lead.
 SATURNISM'US, *Intoxica'tio saturni'na*; from *Saturnus*, 'lead.' Poisoning by lead. Lead poisoning.
 SATURNUS, Plumbum.
 SATYRI'ASIS, from *Saturos*, 'a Satyr;' because the Satyrs are said to have been greatly addicted to venery. *Satyriasmus, Satyris'mus, Priapis'mus, Salac'itas, Brachu'na, Aras'con, Satyri'asis furens, Lagne'sis Salac'itas, Lagne'sis furor masculi'nus, Lagne'a, Lagne'a, Lagne'sis, Lasciv'ia, Lasciv'itas, Tenti'go vere'tri*. An irresistible desire, in man, to have frequent connexion with females, accompanied by the power of doing so without exhaustion. The causes are commonly obscure. Sometimes, the abuse of aphrodisiacs has occasioned it. The principal symptoms, are:—almost constant erection; irresistible and almost insatiable desire for venery; frequent nocturnal pollutions. Cold lotions; the cold bath; a mild diet; active exercise, &c., are the only means that can be adopted for its removal.
 SATYRIASIS FURENS, *Satyriasis*.
 SATYRIASMUS, *Satyriasis*.
 SATYRION, Orchis mascula.
 SATYRISMUS, *Satyriasis*.
 SATYRIUM, *Goodyera pubescens*.
 SAUCE-ALONE, *Alliaria*.
 SAUCE GREEN, *Rumex scutatus*.
 SAUER KRAUT (G.), 'Sour Cabbage.' (F.) *Chou-croûte*. A culinary preparation, made with chopped cabbage, left to attain an incipient state of acetous fermentation. It is reputed by the Germans to be salubrious, easy of digestion, and eminently antiscorbutic.
 SAUGE, *Salvia—s. des Bois*, *Teucrium scordium—s. Hormin, Salvia horminum—s. de Jérusalem, Pulmonaria*.
 SAULE, *Salix*.
 SAUMÛRE, *Muria*.
 SAUNDERS, RED, *Pterocarpus santalinus—s. Tree, Pterocarpus santalinus—s. Yellow, Santalum album*.
 SAURA, Lizard.
 SAUSAGE POISON, *Allantotoxium*.
 SAUT, Leap.
 SAUVE-VIE, *Asplenium ruta muraria*.
 SAVEUR, Savour.
 SAVINE, *Juniperus sabinia*.
 SAVINIER, *Juniperus sabinia*.
 SAVON, *Sapo—s. Ammoniacal, Linimentum ammoniæ fortius—s. Cacao, Sapo cocconus*

—s. *Calcaire*, Linimentum aquæ calcis—s. *Dur*, Sapo durus—s. *Médicinal*, Sapo medicinalis—s. *Mou*, Sapo mollis—s. *Noir*, Sapo mollis.

SAVONNIER COMMUN, *Sapindus saponaria*.

SAVONULÉ, *Saponulus*.

SAVONULUS, *Saponulus*.

SAVORY, *CILIATED*, *Satureia capitata*—s. *Summer*, *Satureia hortensis*.

SAVOUR, *Sapor, Taste*, (F.) *Saveur*. Quality of bodies, by which they act upon the sense of taste. The taste is not the same in all sapid bodies. It may be sweet, bitter, metallic.

Chymists, at times, avail themselves of this quality of bodies to analyze an unknown substance.

SAVOUREUX, Savoury.

SAVOURY, *Sap'idus*, (F.) *Savoureux*. An epithet given to bodies that have taste; and particularly to those that excite a very agreeable impression on the organ of taste.

SAVOYAN, *Galium verum*.

SAW, *Prion, Serra*, (Dan.) *S a w e*, (Sax.) *raza*, (F.) *Scie*. A surgical instrument made like a common saw; and used for sawing the bones in amputations, or for removing exostoses, &c. Saws of different sizes and shapes are used in surgery. The crown of the trepan is nothing more than a species of circular saw.

SAW, AMPUTA'TION, *Serra amputato'ria*. The saw used in amputation.

SAW, HEY'S. An instrument used by Mr. Hey of Leeds in fractures of the cranium. It consists of a long handle, to which a small saw with a convex, or straight edge is attached, and by which a piece of bone of any shape may be removed. With the trephine, the saw must always be circular.

SAW PALMETTO, *Chamærops serrata*—s. *Wort*, *Liatris*.

SAXIFRAGA, *Pimpinella saxifraga*—s. *Anglica*, *Peucedanum silaus*.

SAXIFRAGA CRASSIFOLIA. *Family*, Saxifragæe. *Sex. Syst.* Decandria Digynia. The root of this species of saxifrage has been extolled by Pallas, as pre-eminently antiseptic.

SAXIFRAGA GRANULATA, *S. alba, Santic'ula, Sedum, White saxifrage*, (F.) *Saxifrage granulée*. Recommended as diuretic and lithontripitic; but not used.

SAXIFRAGA RUBRA, *Spiræa filipendula*—s. *Vulgaris*, *Peucedanum silaus*.

SAXIFRAGE, **BURNET**, *Pimpinella saxifraga*—s. *Granulée*, *Saxifraga granulata*—s. *Meadow*, *Peucedanum silaus*—s. *White*, *Saxifraga granulata*.

SAXIFRAGUS, *Lithontripitic*.

SAXONICUS PULVIS. A powder, prepared with the roots of the wild and cultivated angelica; the asclepias vincetoxicum, &c. It was considered formerly as an antidote.—*Pharm. Aug.*

SCAB, from *Scab'ies*, and *scabere*, 'to dig.' An incrustation which forms upon a sore, owing to the concretion of the fluid discharged from it. An eschar.

SCABBY or **SCABBED**; covered or diseased with scabs.

SCABIES, *Psora*—s. *Agria*, *Lichen*—s. *Capitis*, *Porrigo lupinosa*, *Porrigo scutulata*—s. *Capitis favosa*, *Porrigo favosa*—s. *Fera*, *Ecthyma*—s. *Ferina*, *Psoriasis*—s. *Papuliformis*, *Prurigo*—s. *Sicca*, *Lichen*—s. *Sicca*, *Psoriasis*—s. *Venerea contagiosa*, *Scherlievo*.

SCABIEUSE ORDINAIRE, *Scabiosa*.

SCABIOLA, *Scabies*.

SCABIOSA, *S. Arven'sis, Field Scabious*, (F.) *Scabieuse ordinaire*. *Family*, Dipsacæe. *Sex. Syst.* Tetrandria Monogynia. The plant is bitter and substringent, and was formerly used in the cure of leprous affections and diseased lungs.

SCABIOSA ARVENSIS, *Scabiosa*—s. *Carduifolia*, *Echinops*.

SCABIOSA SUCCISA, *Succisa, Morsus Diab'oli, Devil's bit*, (F.) *Mors du Diable*, has similar properties.

SCABIOUS, *Erigeron Philadelphicum*—s. *Field Scabiosa*—s. *Sweet*, *Erigeron heterophyllum*.

SCABISH, *Cenothera biennis*.

SCABRITIES, *Lichen*.

SCALA, 'a ladder.' A machine formerly used for reducing dislocations of the humerus.

SCALE OF THE COCH'LEA, *Gyri seu Ductus spirales seu Canales cochleæ*, (F.) *Rampes* ou *Échelles du Limaçon*—are the cavities in the cochlea, separated from each other by the spiral septum. The one—*Scala interna seu posterior seu inferior cochleæ*, *S. Tympani*—would communicate with the cavitas tympani by the fenestra rotunda, were it not for the membrane that closes it. The other—*Scala externa seu anterior seu superior cochleæ, S. vestibuli*—opens into the cavity of the vestibule. The scalæ communicate with each other by an opening at the top of the partition.

SCALE ANTERIOR COCHLEÆ, see *Scala*—s. *Clausula*, see *Scala*—s. *Externa cochleæ*, see *Scala*—s. *Inferior cochleæ*, see *Scala*—s. *Interior cochleæ*, see *Scala*—s. *Posterior cochleæ*, see *Scala*—s. *Superior cochleæ*, see *Scala*—s. *Tympani*, see *Cochlea* and *Scala*—s. *Vestibuli*, see *Cochlea* and *Scala*.

SCALE, *Squama, Lepis*, (F.) *Écaille*. An opaque and thickened lamina of cuticle; commonly produced by some degree of inflammation of the true skin, over which it is formed.

SCALE, *Dry*, *Psoriasis*.

SCALÈNE ANTÉRIEUR, *Scalenus anticus*—s. *Postérieur*, *Scalenus posticus*.

SCALE'NUS; 'irregular or unequal.' Geometers employ this word to designate a triangle whose three sides are unequal. Anatomists have given the name to two muscles. 1. **SCALÈNE ANTI'CUS**, *Portion of the Costo-trachelian*, (Ch.) (F.) *Scalène antérieur*, is situate at the lateral and inferior parts of the neck. It is long and triangular; and is inserted, below, at the upper surface of the first rib; and, above, at the anterior tubercle of the transverse processes of the 3d, 4th, 5th, and 6th cervical vertebræ. This muscle bends the neck, and draws it to its side. It can also raise the first rib. 2. **SCALÈNE POSTI'CUS**, (F.) *Scalène postérieur*, *Portion of the Costo-trachelian*, (Ch.,) is situate behind the last. It is also long and triangular; but more bulky than the *S. anticus*. It is attached, below, to the outer surface of the first two ribs; and terminates, above, at the summit of the transverse processes of the last six vertebræ of the neck. This muscle bends the neck laterally, and can elevate the first two ribs. Some anatomists, as Albinus and Sömmerring, have described five scaleni muscles on

each side, and have called them *Scalenus prior*, *S. minimus*, *S. lateralis*, *S. medius*, *S. posterior*. Riolan and Chaussier only describe one scalenus muscle on each side. Cowper and Douglas, and the generality of the English anatomists, admit three, *S. anticus*, *medius*, and *posticus*; or *Primus*, *secundus*, and *tertius*;—Winslow, Boyer and many of the French anatomists,—two, as above described.

SCALL, Impetigo—s. Asbestos, see Eczema of the hairy scalp—s. Dry, Psoriasis—s. Honeycomb. Porrigo favosa—s. Milky, Porrigo larvalis—s. Running, Impetigo—s. Running, Eczema—s. Washerwoman's, Psoriasis diffusa.

SCALLED HEAD, Porrigo scutulata.

SCALP, Tent. Schelpe, 'a shell.' The integuments covering the head. The hairy scalp is called, also, *Capillitium*, *Trichoton*, (F.) *Chevelure*.

SCALPEL, *Scalpellum*, *Scalpellus*, *Culter*, *Incisurium*, *Smi'leon*; from *scalpo*, 'I rasp, I cut.' A cutting instrument, formed of a blade of well-tempered steel, very sharp, of variable shape and size, and fixed solidly in a handle. Its use is to divide the soft parts in operations, dissection, &c.

SCALPELLUM, Scalpel—s. Lenticulare, Phacopis.

SCALPELLUS, *Bistouri*, Scalpel.

SCALPEUM, *Bistouri*.

SCALPRUM, Raspatorium—s. Chirurgicum, Lancet.

SCALPRUM DENTARIUM, *Lima dentaria*. A tooth file. A file used by the dentist.

SCALPRUM RASORIUM, Raspatorium.

SCALY, Squamous.

SCALY DISEASES OF SQUAMÆ, *Lepidoses*, form the second order in Willan and Bateman's system of cutaneous diseases.

SCAMMA, Fossa.

SCAMMONÉE D'ALEP, *Convolvulus scammonia*.

SCAMMONIUM, see *Convolvulus scammonia*—s. Syriacum, *Convolvulus scammonia*.

SCAMMONY, *Convolvulus scammonia*—s. of Montpellier, *Cynanchum Monspelicum*.

SCAMNON HIPPOCRATIS, Bathron.

SCAMNUM HIPPOCRATIS, *Bathron Hippocrati*on of Galen, (F.) *Banc d'Hippocrate*. A machine invented by Hippocrates for reducing fractures. It was a sort of bed, six feet long; on which the patient was fixed. Straps were attached above and below the fracture or luxation, and extension and counter-extension were effected by a winch. It is described in Galen, Orihasius, Scultetus, &c.

SCANDIX, *S. cerefolium*.

SCANDIX CEREFOLIUM, *Scandix*, *Scandyx*, *Pecten Ven'eri*s, *Cerefolium*, *Daucus Sepri'nus*, *Chærophyl'ium*, *Ch. Sati'vum*, *Anthriscus cerefolium*, *Chærefolium*; *Chervil*, (F.) *Cerfeuil*. Family, Umbelliferæ. Sex. Syst. Pentandria Digynia. A culinary herb, which is slightly aromatic and grateful. It is said to be gently aperient and diuretic.

SCANDIX ODORATA; *Sweet Cic'ely*. Properties the same as the other. Also, *Chærophyl'ium odoratum*.

SCANDULARIUS MUSCULUS, Parathenar, *Transversus pedis*.

SCANDYX, *Scandix cerefolium*.

SCAPHA, *Scaphus*, 'a skiff or cock-boat;' from *σκαπῶ*, 'I make hollow.' The excavation

or cavity of the external ear, between the helix and anthelix. The meatus auditorius externus. The rima vulvæ. Also the name of a bandage for the head, mentioned by Galen, and called likewise, *Tholus Diocle'us*.

SCAPHIA, Nates.

SCAPHION, Cranium, Papaver (Capsule.)

SCAPHIUM OCULARÈ, *Pelvis Oculari's*, *Eye-glass*, (F.) *Bassin oculaire*, *Gondole oculaire*, *Œillière*. A small porcelain glass or metallic vessel used for applying lotions to the eye.

SCAPHO-CARPO-SUPER-PHALANGIUS POLLICIS, *Abductor pollicis brevis*.

SCAPHOID, *Scaphoïdes*, from *σκαφῶ*, 'a skiff;' and *ειδος*, 'form.' A name given to several parts.

SCAPHOID FOSSA, *Fossa Scaphoïdes*, (F.) *Enfoncement Scaphoïde*. A small cavity at the upper part of the internal ala of the pterygoid process, in which the peristaphylinus internus is attached.

SCAPHOID BONE OF THE HAND, *Os Scaphoïdes Manûs*, *Os navicularè*, *Os cymbiformè*, *Boat-like bone*, (F.) *Scaphoïde de la main*. The first bone of the first row of the carpus. The upper surface is convex, and articulated with the radius. The under and outer surfaces are also convex,—to be articulated with the trapezium and trapezoides. Between the upper and under cartilaginous surfaces there is a rough fossa for the insertion of the capsular ligament. The anterior and inner surface has an oval cavity, where it is articulated with the os magnum, which gives name to the bone. There is a process on the outer end of the bone, for the attachment of part of the anterior transverse ligament of the wrist.

SCAPHOID BONE OF THE FOOT, *Os Scaphoïdes Pedis*, *Os navicularè*, *Os cymbiformè*, *Boat-like bone*, (F.) *Scaphoïde du Pied*. This bone is situate at the forepart of the astragalus and inner part of the foot. The posterior surface forms a cavity, somewhat like that of a boat, for receiving the head of the astragalus. There is a prominence at the inner side of the bone, for the insertion of tendons, muscles, and strong ligaments. The forepart of the bone is convex, and divided into three articular surfaces for articulation with the ossa cuneiformia. Between the os naviculare and astragalus, the foot has its principal lateral and rotary motions; although each of the other joints of the tarsus contributes a little. Part of the tibialis posticus is inserted into it.

SCAPHOÏDE DE LA MAIN, *Os scaphoides manûs—s. du Pied*. *Os scaphoides pedis*.

SCAPHOÏDO-ASTRAGALAN, *Scaphoïdo astragala'nus*. That which relates to the scaphoid bone and astragalus. The articulation of these bones is so called; and the ligament which strengthens it is termed the *Scaphoïdo-astragalan ligament*.

SCAPHOÏDO-CUBOID, *Scaphoïdo-cuboida'nus*. That which relates to the scaphoid and cuboid bones. The articulation of those bones is so called.

SCAPHULA, *Navicularis fossa*.

SCAPHUS, Auditory canal, external, Rima vulvæ, *Scapha*.

SCAPULA, *Scapulum*, *Plata*, *Omopla'ta*, *Homopla'ta*, *Scopt'ula*, *Epinot'ion*, *Latit'udo hu'meri*, *Omopla'te*, *Os latum hu'meri*, *Scutum thorac'is seu cordis*, *Spath'ula*, *Pteryg'ium*, *Che-*

lo'nium, Spat'ula; the *Blade-bone*, the *Shoulder-blade*, (F.) *Omoplate*. An irregular, broad, flat bone, of a triangular shape, situate at the posterior part of the shoulder. It has, 1. A posterior or dorsal surface or *Dorsum*, *Testudo scapulae*, divided transversely into two parts, by a triangular process, called *Spine of the Scapula*; which terminates by a considerable eminence, called *Acromion*. Above the spine, is the *Fossa supra-spinata*; below it, the *F. infra-spinata*. 2. An anterior or costal surface, or *venter*, forming the *Fossa subscapularis*. 3. A superior or cervical edge, which is thin, and terminates, anteriorly, by a strong, curved apophysis, called the *coracoid process*. 4. A posterior or vertebral edge, called, also, the *base*. 5. An outer or axillary or inferior edge, having a thick, truncated angle, in which is the *glenoid cavity*. With this is articulated the head of the humerus. The glenoid cavity is separated from the body of the bone by a narrower part, called the *cervix* or *neck*. The edges or margins are, also, called *costae*. The scapula has three angles—*an inferior, superior, and anterior*.

SCAPULA, Humerus.

SCAPULE NASI, *Partes laterales nasi*. The lateral parts of the nose.

SCAPULAR, *Scapulary*, *Scapularis*, from *scapula*, 'the shoulder-blade.' That which relates or belongs to the scapula.

SCAPULAR APONEURO'SIS. A broad, thin, aponeurosis, with decussating fibres; which is attached, *above*, to the spine of the scapula; *below*, to a crest between the teres major and infra-spinatus; *within*, to the spinal edge of the scapula; and which, at its middle, unites with the thin aponeurosis that covers a part of the external surface of the deltoid.

SCAPULAR ARTERIES. These are several. *a.* The *Superior scapular*, *Superficial scapular* of Sommering, *Dorsalis scapulae superior*, *Transversalis scapulae*, *T. Humeri*. This arises from the subclavian; and often from the inferior thyroid, or from a trunk common to it and the *posterior scapular* or *transverse scapular* or *cervical*. It passes behind the clavicle, above the superior edge of the scapula, and buries itself between the dorsal surface of that bone and the muscles inserted into it. *b.* The *inferior scapular* or *common scapular* or *internal scapular* or *subscapular artery*, *A. Thoracica axilla'ris* vel *ala'ris*, is of considerable size. It arises from the inferior part of the axillary artery, behind the brachial plexus—gives off several branches to the armpit, and divides into two branches:—the one, *Scapula'ris interna*, and the smaller of the two, is distributed, almost entirely, to the serratus major anticus, and latissimus dorsi; the other, the larger of the two, the *Dorsalis Scapulae inferior* vel *Circumflexa Scapula'ris*, which distributes its branches to the subscapular and supra-spinal, and infra-spinal regions.

SCAPULAR NOTCH, see Notch, scapular.

SCAPULAR VEINS follow the same course as the arteries, which they accompany.

SCAPULARE, Scapulary.

SCAPULARY, *Scapular'e*, *Fascia Scapular'ris*, from *scapula*. A broad, linen bandage, divided into two tails for three quarters of its length, the undivided extremity of which is attached to the posterior and middle part of a bandage carried round the body; the tails pass-

ing over the shoulders; and being attached to the anterior part of the body bandage, to prevent it from slipping down.

SCAP'ULO-HU'MERAL. An epithet given to the *shoulder-joint*. It is an orbicular articulation, resulting from the reception of the head of the humerus into the glenoid cavity of the scapula. To keep the bones in connexion, there are:—1. A very strong, conoidal capsular ligament; passing from the circumference of the glenoid cavity around the neck of the humerus. 2. A *fibro-cartilaginous ring*, called the glenoid ligament, and a synovial capsule.

SCAPULO-HUMERAL; *Teres major*—*s. Humero-olécranien*, *Triceps extensor cubiti*—*s. Hyoidien*, *Omochoydeus*—*s. Radial*, *Biceps flexor cubiti*—*s. Trochit'erien*, *grand*, *Infra-spinatus*.

SCAPUS, Penis.

SCARABÆOLUS HEMISPHERICUS, Coccus cacti.

SCARBOROUGH, MINERAL WATERS OF. *Scarborough Spa*. A celebrated English chalybeate, at Scarborough, in Yorkshire. One of the springs is a simple, carbonated chalybeate, like that of Tunbridge: the other has an admixture of purging salt. Scarborough, having the additional advantage of sea-bathing, is much frequented by invalids.

SCARDAMYGMUS, *Scardamyx'is*, (F.) *Olignement*, from *σκαρδαμυσσιν*, 'to wink.' Winking, nictation.

SCARIFICATION, *Scarificatio*, (Galen,) *Amyx'is*, *Schasis*, *Cataca'cus*, *Catachas'mus*, *Amyg'mus*, *Schasmus*, *Encharax'is*, from *σκαριζομαι*, 'to make a slight scratch.' The act of scarifying. Also, a small incision, *Am'yche*, made into the skin with a lancet, bistoury, or scarificator, for different therapeutical purposes,—as to draw blood, or to discharge some effused fluid. When the scarifications are very superficial, and do not go farther than the skin, they are termed by the French, *Mouchetures*.

SCARIFICATOR, *Scarificatorium*, *Schast'erium*. An instrument for making scarifications. It consists of a small brass box, of a cubical shape, in which 10 or 12 lancet points turn upon a common pivot. By means of a spring, all these blades can be made to issue at once, and make as many scarifications.

SCARIFICATORIUM, Scarificator.

SCARIOIA, Cichorium endivia, *Lactuca scariola*.

SCARIOLE, Cichorium endivia.

SCARLATINA, *Scarlatina*.

SCARLATINA, from *scarlatto* (I.), 'a deep red.' *Scarlatina*, *Eranthe'sis Rosa'lia*, *Rosa'lia*, *Rossa'lia*, *R. squamo'sa*, *Rosa'lieæ*, *Kube'olæ*, of some, *Morbil'li ignei*, *M. confluent'es*, *Morb'us scarlatino'sus*, *Febris scarlatino'sa*, *Gut'turis morbus epidemicus Forest'i*, *Pur'pura*, *Typhus scarlatino'sus*, *Febris rubra*, *Scarlat Fever*, *Rash-fever*, *Porphyr'is mus*, *Porphyrisma*, (F.) *Fievre rouge*, *F. pourprée*. The characteristic symptoms of scarlatina are:—a scarlet flush, appearing about the second day of fever on the face, neck, and fauces; and progressively spreading over the body; terminating about the 7th day. Two great varieties may be reckoned;—the *S. simplex*, *S. febris*, *S. benigna*, *S. sine angina*, in which the fever is moderate and terminates with the efflorescence; prostration of strength being trifling, and the contagious property slight;—

and the *S. Angino'sa*, *S. Paristhmii'ica*, *S. Cynanchica*, *S. mit'ior*, in which the fever is severe; the throat ulcerated; the eruption later in its appearance, and less extensive; often changing to a livid hue; the fever being highly contagious. *Scarlatina maligna*, *S. gravior*, has been reckoned a variety of this, in its worst degree. It agrees with the *Cynanche maligna* of Cullen.

Scarlatina belongs to the *Major exanthemata*, and is a disease, chiefly, of children. The eruption differs from measles, in being an efflorescence not raised above the cuticle. Measles, too, is attended with catarrhal symptoms, whilst the complication, in scarlatina, is cynanche. The treatment of simple scarlatina need not be much. It must be antiphlogistic. If the throat be very much ulcerated, acid gargles and counter-irritants must be employed; and if the affection become manifestly typhoid, and the sore throat of a malignant character, the case must be treated like typhus gravior; along with antiseptic gargles of bark, acid, &c. Anasarca sometimes supervenes on scarlatina, and requires attention. Purgatives are here demanded as well as the use of sorbefacients, such as mercury and squill, &c.

SCARLATINA ANGINOSA, see Scarlatina—s. Benigna, see Scarlatina—s. Cynanchica, see Scarlatina—s. Febris, see Scarlatina—s. Gravior, see Scarlatina—s. Mitior, see Scarlatina—s. Miliaris, Rubeola—s. Paristhmica, see Scarlatina—s. Pustulosa, Rubeola—s. Rheumatica, Dengue—s. sine Anginâ, see Scarlatina—s. Urticata, Urticaria.

SCARLET BERRY, *Solanum dulcamara*.

SCARLET FEVER, Scarlatina.

SCATACRASIA, Scoracrasia.

SCATACRATIA, Scoracrasia.

SCELAL'GIA, from *σκελος*, 'the leg,' and *αλγος*, 'pain.' Pain of the leg.

SCELALGIA PUERPERARUM, Phlegmatia dolens.

SCELETEU'SIS. Mummification. Also, the mode of making a skeleton, *Skeleto'pa'a*, *Syntax'is*.

SCELETOLOGIA, Skeletology.

SCELETON, Skeleton.

SCELETOPEA, Sceletusis.

SCELETUM, Skeleton—s. Artificiale, see Skeleton—s. Naturale, see Skeleton.

SCELONCUS, Phlegmatia dolens.

SCELOORHEUMA, *Rheumatismus cruris*, from *σκελος*, 'the leg,' and *ρευμα*, 'defluxion, rheumatism.' Rheumatism of the leg.

SCELOS, Leg.

SCELOTYRBE, Chorea, *Porphya nautica*—s. Febrilis, see *Subsultus tendinum*—s. Festinans, *Paralysis agitans*—s. Tarantismus, Chorea.

SCEPARNON, Amnios, Ascia.

SCEPASTERIUM, *Couvrechef*.

SCEPASTRUM, *Couvrechef*.

SCEPTRUM, Penis.

SCHASIS, Scarification.

SCHASMUS, Scarification.

SCHASTERION, Fleam, Lancet, Scarificator.

SCEBA ARABUM, *Artemisia santonica*.

SCHERBET', *Sherbet'*, *Serbet'*, *Tscherbet'*, *Sorbethum*, *Sorbet'tum*, *Sorbet'tum*. A drink prepared by the Turks, Persians, &c., with sugar and the juice of acid fruits.

SCHERLIEVO, *Mal di Scherlievo*, *Mal di Breno*, *Mal di Fiume*, *Margaretizza*, *Morbus Croatus*, *Frambo'sia Illyr'ica*, *M. fluminien'sis*, *Falcadina*, *Malo di Scarlievo*, *Scabies venerea contagio'sa*. A name given to a particular form of syphilis, observed in Illyria. It is said to be capable of being communicated without immediate contact; and, that its principal symptoms are;—pains in the bones, ulceration of the fauces, pustules, and fungous growths in different parts of the body.

SCHERO'MA. A dryness of the eye from the want of lachrymal secretion.—Dictionaries.

SCHIAS, Neuralgia femoro-poplitæa.

SCHIDAKE'DON, *Schidac'dum*, *Schindac'dum*, *Schindal'amus*, *Schindal'mus*, from *σχιζω*, 'I cleave.' A longitudinal fracture of a bone.—Galen.

SCHINDACEDUM, Schidakedon.

SCHINDALAMUS, Schidakedon, Schindylesis.

SCHINDALESIS, Schindylesis.

SCHINDALMUS, Schidakedon, Schindylesis.

SCHINDYLE'SIS, *Schindale'sis*, *Schindal'amus*, *Schindal'mus*. An articulation of bones—by furrowing, as it were; as in that of the vomer, which constitutes, in part, the septum harium. Also, the act of splitting into small pieces; from *σχιζω*, 'I split into small pieces.'—Hippocrates.

SCHINELÆ'ON, from *σχινος*, 'the mastic tree,' and *ελαιον*, 'oil;' *Oleum lentis'cinum*. Oil of mastic.—Dioscorides.

SCHINOCEPHALUS, Scillocephalus.

SCHINOS, Scilla.

SCHISMA, Fissure, Rima.

SCHISTOCEPHALUS, from *σχιζω*, 'cleft, separated,' and *κεφαλη*, 'head.' A monster having some part of the head cleft or fissured.—Gurlt.

SCHISTOCORMUS, from *σχιζω*, 'cleft, separated,' and *κορμος*, 'trunk.' A monster having some part of the trunk cleft or fissured.—Gurlt.

SCHISTOMELUS, from *σχιζω*, 'cleft, separated,' and *μειλος*, 'a limb.' A monster whose limbs are fissured.

SCHIZA, Rima, Rima vulvæ.

SCHIZATRICH'IA, *Trichos'chisis*, *Schizotrich'ia*, from *σχιζω*, 'a cleft,' 'a split,' and *τριξ*, 'a hair.' The splitting of the hairs at their extremities.—J. P. Frank.

SCHLANGENBAD, MINERAL WATERS OF. Schlangenbad is a much frequented watering place in Germany. The waters contain a little carbonic acid, and carbonate of soda. Temperature 86° Fahrenheit.

SCHNEIDERIAN MEMBRANE, Pituitary membrane.

SCHENANTHUS, *Juncus odoratus*.

SCHOLA, School.

SCHOOL, *Schola*. A place of education. (F.) *École*. In Europe, the large Medical Schools are usually attached to the universities. In England, however, there has been no medical school of celebrity at either of the universities of Oxford or Cambridge; owing greatly to their provincial situation. Of late, two schools have existed in London, attached to the London university—University college and King's college. Excellent private schools have, however, long existed in that metropolis. The medical schools

of Europe which have been most celebrated are those of Edinburgh, Leyden, Berlin, Halle, Tübingen, Paris, Montpellier, Bologna, Padua, Pavia, and Pisa. In the United States, the medical schools are numerous; at this time not fewer than 30 or 40. Those most numerous attended are the medical department of the University of Pennsylvania, Jefferson Medical College of Philadelphia, the University of the City of New York, and the Louisville Medical Institute.

SCHOOLEY'S MOUNTAIN, MINERAL WATERS OF. The waters of this New Jersey Spring are chalybeate. According to Dr. McNevin, they contain extractive, chloride of sodium, chloride of calcium, chloride of magnesium, carbonate of lime, sulphate of lime, carbonate of magnesia, siliceous, and carbonate, and oxide of iron.

SCHORBUS, Purpura.

SCHOUSBÆA COCCINEA, Cacocia coccinea.

SCHWALBACH, MINERAL WATERS OF. Schwalbach is a town of Germany, seated on the Aa, 32 miles west of Frankfort. The waters contain chloride of sodium, carbonates of lime and magnesia, iron, sulphate of lime, carbonic acid, and oxygen, &c. Employed as a tonic.

SCHWANN, WHITE SUBSTANCE OF, see Substance, white, of Schwann.

SCHWENDECK, MINERAL WATERS OF. These waters are about 5 leagues from Munich in Bavaria. They contain carbonic acid; carbonate and sulphate of lime, chloride of calcium; chloride of magnesium; carbonate of soda, and oxide of iron, and are much used for cutaneous affections.

SCIATIC, Ischiat'ic, Ischiat'icus, Sciatic'us, from *ισχίον*, 'the haunch.' A word formed by contraction from *ischiatric*, which latter is still used. See Ischiatic.

SCIATIC NERVE, GREAT, Nervus ischiad'icus, Great femo'ro poplite'al (Ch.) (F.) Grand nerf sciaticque, ought to be esteemed a continuation of the sacral plexus. It issues from the pelvis between the pyramidalis and superior gemellus; descends along the posterior part of the thigh; and after having given branches to the gemini, quadratus, obturator externus, glutæus maximus, semi-membranosus, semi-tendinosus, biceps and third adductor muscles, it divides, about the inferior third of the thigh, into two branches; the one, named the *external popliteal*; the other, the *internal*.

SCIATIC NERVE, LESSER, Inferior glutæal branch of the sacral plexus, lesser femo'ro-poplite'al nerve, (Ch.) (F.) Nerf petit sciaticque, which seems especially formed by the 2d and 3d sacral, is given off from the lower part of the plexus, and escapes from the pelvis beneath the pyramidalis muscle. It gives branches to the glutæus maximus,—a *sciatic branch* or *infra-pelvic cutaneous*, which passes under the tuberosity of the ischium, and furnishes filaments to the glutæus maximus, and to the muscles of the perineum, urethra, penis, scrotum, &c.,—and a *posterior femoral cutaneous branch*, the filaments of which traverse the femoral aponeurosis to be distributed on the skin of the posterior part of the thigh. The principal branch of the lesser sciatic nerve divides, near the ham, into two or three filaments, which descend under the integuments almost as far as the inferior part of the leg.

SCIATIC NOTCH, GREAT, Sciatic Foramen, Incisura ischiad'ica major, (F.) Grande échancrure sciaticque ou *grand trou sciaticque*, is a large notch at the posterior edge of each os innominatum, below the posterior and inferior iliac spine, which is converted into a foramen by the sacrum and sacro-sciatic ligaments. The *lesser sciatic notch, Incisura Ischiad'ica minor, Luna Alb'ni, (F.) Petite échancrure ischiaticque*, is much smaller than the last, from which it is separated by the sciatic spine. It gives passage to the tendon of the obturator internus, and to the internal pudic vessels and nerves.

SCIATIC REGION, Ischiadic region.

SCIATIC SPINE, Spine of the Ischium, Spinous Procc'ess of the Ischium, is a short, flat, pyramidal eminence on the os innominatum, above the preceding foramen; which gives insertion to the lesser sacro-sciatic ligament.

SCIATICA, Neuralgia femoro-poplitea.

SCIE, Saw.

SCIENTIA HERMETICA, Alchymy—s. Medendi, Medicina—s. Medica, Medicina.

SCIEROPIA, from σκίερος, 'shady,' and οψ, 'the eye.' A defect of vision, in which all objects have a darker hue than natural.

SCILLA, Scilla marit'ima, Scylla, Aschil, Schinos, Oculus Typho'nis, Ornithogalum marit'imum, Squilla, squill or sea onion, Eye of Typhon, (F.) Oignon marin. Family, Liliacæ. See Syst. Hexandria Monogynia. Native of Spain, Austria, &c. The bulb or root of the squill has a bitter, nauseous taste, and is extremely acrid; inflaming the skin when rubbed on it. Its acrimony, on which its virtues depend, is destroyed by heat, drying, and keeping. It is extracted by vinegar, spirit, and water. In large doses, squill is emetic and purgative; in small doses, diuretic, and expectorant. Its active principle has been called *scillitine*. Dose, gr. j to v of the dried root, united or not with mercury.

SCILLOCEPHALUS, Schinoceph'alus, from *σκίλλα*, 'a bulbous rooted plant, the squill,' and *κεφαλή*, 'head.' One who has a large bulbiform head.

SCINCUS, σκινκος, or σκινγγος. A species of *Saurus* or *Lacerta*, common in Egypt, and much extolled by the ancients, as alexipharmic and aphrodisiac.

SCINTILLA VENERIS, 'a relic of Venus.' A name given, by Paracelsus, to the impotence and loss of power in the limbs, produced by syphilis.

SCIOMACHY, Skioma'chia, Skiamachia; from *σκια*, 'a shade,' and *μαχη*, 'a fight.' An exercise with the ancients, which consisted in a mock encounter at boxing and jumping with one's own shadow.

SCIRRHE, Scirrhus.

SCIRRHOBLEPHARONCUS, see Scleriosis.

SCIRRHOCELE, Orcheocele scirrhosa.

SCIRRHOCASTRIA, (F.) Squirrogastric; *Scirrhus ventric'uli*; from *σκιρρος*, 'hard,' and *γαστήρ*, 'stomach.' Scirrhus of the stomach.

SCIRRHOID, Scirrhoides, Scirrho des, from *σκιρρος*, 'scirrhus,' and *ειδος*, 'resemblance.' Resembling scirrhus.

SCIRRHOMA, Scirrhus.

SCIRRHOPHTHALMIA, Scirrhophthal'mus, from *σκιρρος*, 'scirrhus,' and *οφθαλμος*, 'the eye,' *Cancer oculi*. Cancer of the eye.

SCIRRHOPHTHALMIA PALPEBRARUM, see Scleritis.

SCIRRHOSARCA NEONATORUM, Induration of the cellular tissue.

SCIRRHOUS, Scirrhus.

SCIRRHUS, *Scirrhus*; same etymon as scirrhus. Of or belonging to scirrhus.

SCIRRHUS SARCO'MA OF AB'ERNETHY, *Emphy'ma sarco'ma scirrho'sum*. Hard, rigid, vascular infarction of glandular follicles; indolent, insentient, glabrous; sometimes shrinking and becoming more indurated. Found in glandulous structures.

SCIRRHUS, *Squirrus*, *Scirrhus*, *Scirrhus*, *Scirrhus*, *Cancer scirrhus*, *Carcinoma simplex*, *C. fibro'sum*, *Induratio maligna*, *Schirrus*, *Sclerus*, *Carcinom'atous sarco'ma*, *Hard cancer*, *Fibrous cancer*; from *σκληρος*, 'hard,' 'indurated'; (F.) *Squirre*, *Schirre*, *Skirre*. A disease, so called from the hardness that characterizes it. It is a state of induration, of a peculiar kind, affecting glandular structures generally, but capable of occurring in other textures. It usually precedes carcinoma, of which it may, indeed, be considered as the first stage. Scirrhus must not be confounded with the induration which succeeds inflammation, although the two states are often complicated, and may stand, occasionally, in the relation of cause and effect to each other. Scirrhus is ordinarily accompanied by violent shooting pains. It is also irregular on its surface; and when cut into has a bluish or grayish white colour. When the surgeon is satisfied of the existence of scirrhus, he had better remove it at once. No other treatment seems to possess much advantage.

Galen uses the term *Scirrhus* for a livid excrescence caused by inflammation.

SCIRRHUS ET CARCINOMA VENTRICULI, see Gastrostenosis cardiaca et pylorica—s. Hepatis, Hepatoscirrhus—s. Intestini, Enteropathia cancerosa—s. Palpebrarum, see Scleritis—s. Testiculi, Sarcocoele—s. Uteri, Metroscirrhus—s. Ventriculi, Gastroscirrhus.

SCISSORS, *Forpèz*, *Forpez*, *Psalis*, *Tomis*, (F.) *Ciseaux*. A well known instrument in common use, and often employed in surgery. Scissors are composed of two cutting blades, crossing each other and moving upon an axis. They are *straight* or *curved*. Sometimes the curve is on the flat side when they are called in France *Ciseaux à cuiller*; at others, on their edges. The scissors, bent so that the blades make an obtuse angle with the handles, are also much used. They are called in France *Ciseaux ronds*. Scissors are used for dividing soft, loose, isolated parts, which it would be difficult to reach and to cut with the bistoury. They are employed, likewise, in the operation for harelip, and for removing warts, fungous excrescences, &c.

SCISSURA, Fissure—s. Vulvæ, see Rima.

SCISSURÆ, Rhagades.

SCISSURE DE GLASER, Fissure, glenoid—s. *Grande médiane du Cervelet*, Valley—s. *de Santorini*, Santorini, fissure of.

SCLAREA, *Salvia sclarea*.

SCLEREMA, Induration of the cellular tissue.

SCLÈREME, Induration of the cellular tissue.

SCLEREMIA, Induration of the cellular tissue.

SCLEREMUS, Induration of the cellular tissue.

SCLERENCEPHALIA, *Induratio cerebri*, from *σκληρος*, 'hard,' and *εγκεφαλον*, 'the brain.' (F.) *Endurcissement du cerveau*. Induration of the brain.

SCLERIA, Scleriasis.

SCLERIASIS, *Sclero'ma*, *Sclero'sis*, *Scleria*, *Sclerog'mus*, *Seph'irus*, from *σκληρος*, 'hard.' Any kind of hardness or induration. Sometimes hardness of the eyelids, *Callositas palpebra'rum*, *Scirrhublepharon'eus*, *Scirrhophtalmia palpebra'rum*, *Scirrhus palpebra'rum*; at others, hardness of the genital organs of the female; probably synonymous with scirrhus.—Galen. Paulus. Hardness of bones, *Fragilitas Os'sium*.

SCLERITIS, Sclerotitis.

SCLERODERMA, Induration of the cellular tissue.

SCLERODES, Sclerotic.

SCLEROMA, Induration of the cellular tissue, Scleriasis.

SCLEROMENINX, Dura mater.

SCLERONYXIS, Scleriticonyxis.

SCLEROPHTHALMIA, Hordeolum.

SCLEROS, Hard.

SCLEROSARCO'MA, from *σκληρος*, 'hard,' and *σαρκομα*, 'a fleshy tumour.' A hard, fleshy tumour, seated on the gums, and resembling a cock's comb.

SCLEROSIS, Induration of the cellular tissue, Scleriasis.

SCLEROSTENOSIS CUTANEA, Induration of the cellular tissue.

SCLEROTIC, *Sclerot'ica*, from *σκληρος*, 'I harden.' *Cornea opa'ca*, *Sclero'des*, *Tunica dura seu albugin'ea seu durior et crassior seu externa seu alba seu candida seu innominata oculi*, *Sclero'tis*, (F.) *Sclerotique*. A hard, resisting, opaque membrane; of a pearly white colour and fibrous nature, which covers nearly the posterior four-fifths of the globe of the eye, and has the form of a sphere truncated before. It is strengthened by the expansion of the muscles of the eye, to which expansion many anatomists have given the name *Tunica albugin'ea*. It forms the *white of the eye*, *Albu'men*, *Album oculi*, *Lon'chades*, *Log'ades*, *Loch'ades*, *Leu'cades*. The sclerotic is penetrated posteriorly by a round opening, for the passage of the optic nerve; and, anteriorly, it has a much larger opening, into which the transparent cornea is received. There are, besides, many small oblong apertures in it for the passage of nerves and vessels, proceeding to the interior of the eye. In the fœtus, the sclerotic may be separated into two very distinct laminae.

SCLEROTICA CERATOIDES, Cornea.

SCLEROTICITIS, Sclerotitis.

SCLEROTICONYX'IS, *Scleronyx'is*, *Sclerotomyx'is*, from *σκληρος*, 'hard,' and *νυξις*, 'puncturing.' Perforation of the sclerotic in the operation for cataract by depression.

SCLEROTICUS, Indurans.

SCLÉROTIQUE, Sclerotic.

SCLEROTIS, Sclerotic.

SCLEROTITIS, *Inflammat'io Sclerot'ica*, *Leuci'tis*, *Lonchadi'tis*, *Logadi'tis*, *Scleri'tis*, *Sclerociti'tis*, *Rheumat'ic ophthalm'ia*, *Ophthalm'ia arthrit'ica*, from scleroticæ, and *itis*, denoting inflammation. Inflammation of the sclerotic coat of the eye.

SCLEROTIUM CLAVUS, see Ergot.
 SCLERUNTIUS, Indurans.
 SCLERUS, Induration, Scirrhus.
 SCLERYNTICUS, Indurans.
 SCLERYSMA, from σκληρός, 'hard.' Induration; also, induration of the liver.—Bonet.
 SCLERYSMUS, Scleriasis.
 SCLIRUS, Scirrhus.
 SCLOPETA RIUS, from *sclopetum*, 'a gun.' Relating to a gun. Hence, *Aqua sclopetaria*, a water for gunshot wounds. *Vul'nera sclopetaria*, gunshot wounds, &c.
 SCLOPETOPLAGÆ, Wounds, gunshot.
 SCOBES, *Prisma*, *Xysma*, *Ramen'tum*, *Rasura*. A shaving, also, an alkali; and the scoria of any metal.
 SCENANTHUM, *Juncus odoratus*.
 SCOLECESIS, Helminthiasis.
 SCOLECIASIS, Helminthiasis.
 SCOLEX, *Ascaris lumbricoides*.
 SCOLIOMA, Scoliosis.
 SCOLIO'SIS, *Scolio'ma*, *Rhachio-scolio'ma*, from σκολιός, 'crooked.' A distortion of the spine to one side. See Hump.
 SCOLOPENDRA, *Asplenium scolopendrium*.
 SCOLOPENDRIA, *Asplenium ceterach*, and *A. scolopendrium*.
 SCOLOPENDRIUM OFFICINARUM, *Asplenium scolopendrium*.
 SCOLOPOMACHÆRION, from σκολομαχῆρ, 'the woodcock,' and μαχαιρα, 'a knife;' so called because it is bent a little at the extremity like a woodcock's bill. A sort of bluntpointed histoury.—Sculetus.
 SCOLYMUS SATIVUS, *Cynara scolymus*.
 SCOOP, Tent. Schoepe, *Cochlea'rè*, (F.) *Curette*. A surgical instrument of the shape of a spoon, which is used for the extraction of certain foreign bodies. The scoop is often employed to extract balls, impacted in the soft parts; to remove calculi from the urinary bladder in lithotomy, &c. A small scoop is sometimes used to extract foreign bodies from the meatus auditorius externus, nasal fossæ, &c.
 SCOPA REGIA, *Ruscus*.
 SCOPARIUS, see *Spartium scoparium*.
 SCOPE, σκοπη, *Scopia*, σκοπις, *Scopos*, σκοπος, from σκοπεω, 'I look around.' A common suffix to words meaning 'view, inspection,' as *craniocopy*, *stethocopy*, &c.
 SCOPTULA, *Scopula*.
 SCOPULA, Brush.
 SCOR, Excrement.
 SCORACRATI'A, *Scoracra'sia*, *Scatacra'sia*, *Scatacrati'a*, *Copracrati'a*, *Copracrasia*, *Incontinencia' Alvi*, from σκαω, 'excrement,' and ἀκρασια, 'want of control.' Want of power to retain the fæces. Involuntary evacuation of the fæces.
 SCORBUT, *Porphyra nautica*, *Purpura hæmorrhagica*—*s. des Alpes*, *Pellagra*—*s. de Terre*, *Purpura hæmorrhagica*.
 SCORBUTIC, *Scorbuticus*. That which belongs to scurvy. One affected with scurvy.
 SCORBUS, *Purpura*—*s. Alpinus*, *Pellagra*—*s. Nauticus*, *Porphyra nautica*—*s. Oris*, *Cancer aquaticus*.
 SCORDINEMA, *Careharia*, *Pandiculation*.
 SCORDINISMUS, *Careharia*, *Pandiculation*.
 SCORDIUM, *Teucrium scordium*.
 SCORDON, *Allium*.
 SCORITH, Sulphur.

SCORODON, *Allium*.

SCORPIODEX'IS, from σκορπιων, 'the scorpion,' and δηξις; 'bite;'—more properly, *Scorpiostigma*; from σκορπιων, and στιγμα, 'puncture.' The sting of the scorpion.

SCORPION, *Scorpio*, *Scorpius*, from σκορπιων, 'I puncture.' A genus of insects having a sting at the extremity of their tail, with which they make dangerous wounds. An *Oil of Scorpion* was once made from them, which is not now used.

SCORPIOSTIGMA, *Scorpiodexis*.

SCORPIUS, *Scorpion*.

SCORTUM, *Scrotum*.

SCORZONERA, *S. hu'milis*, *Escorzonera*, *Viperaria*, *Serpentaria Hispanica*, *Officinalis viper's grass*, *Viper's grass*, *Goat's grass*. *Family*, Cichoraceæ. *Sex. Syst.* Syngenesia Polygamia. The roots have been used as alexipharmics, and in hypochondriacal disorders and obstructions of the viscera. The root of the *Scorzonera Hispanica* is esculent, but inefficacious as a drug.

SCOTASMA, *Scoto'ma*, *Scoto'dia*, *Scoto'sis*, *Scotus*; from σκοτος, 'darkness.' Obscurity of vision, darkness. *Suffusio rad'ians*. Also *Scotodinia*.

SCOTODIA, *Scotasma*, *Scotodinia*.

SCOTODINIA, *Scotoma*, *Dinus Scoto'ma*, *Scotodine*, *Tenebrico'sa verti'go*, *Scotos*, *Scotas'ma*, *Scoto'sis*, from σκοτος, 'darkness,' and δινω, 'I turn round.' Giddiness, with impaired sight, often succeeded by headache. See *Vertigo*.

SCOTOMA, *Scotasma*, *Scotodinia*.

SCOTOS, *Scotasma*, *Scotodinia*.

SCOTOSIS, *Scotodinia*.

SCOTT'S ACID BATH, *Nitro-muriatic acid bath*. A bath of dilute aqua regia, employed by Dr. Scott, of India, as a remedy in hepatic diseases. Three pints by measure of muriatic acid, and two of nitric acid, are mixed to form the aqua regia. In preparing this for use, a pint of it is mixed with an equal quantity of water. The acid bath consists of three ounces of this dilute acid to every gallon of water.

SCRATCH, *Psora*.

SCREATUS, Excretion.

SCRIPTULUM, *Scruple*.

SCRIPULUM, *Scruple*.

SCRIPULUS, *Scruple*.

SCROBICULUS, *Scrobic'ulum*, (F.) *Fossette*. A little ditch or furrow; diminutive of *Scrobs*, 'a ditch.'

SCROBICULUS CORDIS, *Anticar'dium*, *Procar'dium*, (F.) *Fossette du cœur*, *Avant-cœur*, *Anticœur*. The pit of the stomach. The depression at the anterior part of the abdomen, below the xiphoid cartilage.

SCROBICULUS VARIOLÆ, *Pockmark*.

SCROFFÆ, *Scrofula*.

SCROFULA, *Scroph'ula*, *Scrophulæ*; from *scrofa*, 'a sow;' because swine were presumed to be subject to a similar complaint. *Scrophulosis*, *Morbus scrophulosis*, *Vit'ium scrophulosum*, *Cacochym'ia* seu *Cachec'ta* seu *Dyscrasia scrophulosa*, *Pædatroph'ia glandulo'sa*, *Struma*, *Chærus*, *Coiras*, *Tabes Glandularis*, *Adeno'sis scrofulosa*, *Scroffæ*, *Chæras*, *King's evil*, *The Evil*, *Cruels* (*Scottid*), (F.) *Scrophules*, *Serofules*, *Strumes*, *Escrouelles*, *Humours froids*, *Tubercules des glandes lymphatiques*, *Mal du Roi*. A state of the system characterized by indolent, glandular tumours, chiefly in

the neck; suppurating slowly and imperfectly, and healing with difficulty; the disease ordinarily occurring in those of a sanguine temperament, with thick upper lip, &c. The tumours, after suppuration, degenerate into ulcers; which, in process of time, cicatrize, leaving scars. The internal organs are apt to be attacked in those disposed to scrofula; hence they are often the subjects of phthisis and mesenteric affections. Scrofula is hereditary; and is frequently excited by insufficient or improper regimen, and by a close, confined air during the first years of existence. The best treatment is—to strengthen the system by animal diet; pure air, and exercise, cold bathing, or sea-water bathing, &c.

SCROFULA ABDOMINALIS INTERNA, Physconia strumosa.

SCROFULAIRE, Scrophularia nodosa—s. Aquatique, Scrophularia aquatica.

SCROFULEUX, Scrofulous.

SCROFULOUS, *Scrophulosus*, *Scrophularius*, *Strumous*, *Strumousus*, (F.) *Scrofuloux*, *Strumeux*. Suffering from, or relating to, scrofula.

SCROPHULA, Scrofula—s. Mesenterica, Tabes mesenterica—s. Moluccana, Frambesia.

SCROPHULÆ, Scrofula—s. Gonorrhœicæ, Gonorrhœa impura.

SCROPHULARIA AQUATICA, *Betonica aquatica*, *Ficaria*, *Ferraria*, *Castranigula*, *Greater Water Figwort*, *Water Betony*, (F.) *Scrofulaire aquatique*. The leaves are celebrated as correctors of the bad flavour of senna. They were at one time regarded as eminently antiscrofulous, stomachic, and carminative.

SCROPHULARIA FETIDA, Scrophularia nodosa—s. Minor, Ranunculus ficaria.

SCROPHULARIA NODO'SA, *Figwort*, *Kennelwort*, *Scrophularia fetida*, *Scrophularia vulgaris*, *Millemorbia*, *Scrophularia*, (F.) *Scrofulaire*, *Herbe aux écouelles*. The root and leaves of this plant have been celebrated, both as an internal and external remedy, against inflammations, piles, scrofulous tumours, ulcers, &c.

SCROPHULARIA VULGARIS, Scrophularia nodosa.

SCROPHULARIUS, Scrofulous.

SCROPHULES, Scrofula—s. *Mésentériques*, Tabes mesenterica.

SCROPHULOSIS, Scrofula.

SCROPHULOSUS, Scrofulous.

SCROTAL, *Scrotalis*; from *scrotum*. Relating to the scrotum,—as *Hernia scrotalis*, scrotal hernia.

SCROTOCELE. A hybrid term; from (L.) *scrotum*, and *κύη*, 'a tumour.' *Hernia Scrotalis*, *Scrotal hernia*. Inguinal hernia, descending into the scrotum—Oscheocele.

SCRÔTUM, from *scorteus*, *scortium*, 'made of leather.' (?) *Osché*, *Os'cheus*, *Os'chus*, *Oschœon*, *Och'eus*, *Perin*, *Scortum*, *Marsupium*, *Bursula*, *Bursa testium* seu *virilis*, *Capulus*, (?) *Orchæus*, *Os'chus*, *Folliculus genitalis*, *the Purse*, *the Cod*, (F.) *Les bourses*. The integuments which cover the testes. These are nothing more than a prolongation of the skin of the inner part of the thighs, perinæum, and penis. The skin is remarkable for its brown colour, for the numerous rugæ, especially when the scrotum is contracted; for the great number of sebaceous follicles it contains;

and for the long and few hairs which issue from it in the adult. The scrotum is divided into two equal parts by a raphe, which extends from the anus to the root of the penis. Its organization is similar to that of the skin of other parts of the body, except that the chorion is thinner.

SCROTUM CORDIS, Pericardium—s. Pendulum, Rhachosis.

SCRUPLE, *Diobolon*, *Gramma'rium*, *Scrupulus*, *Scrupulum*, *Scriptulus*, *Scriptulum*, *Scrupulus*. A weight of twenty grains, Troy; twenty-four grains, Poids de marc.

SCUDAMORE'S MIXTURE, see Mixture, Scudamore's.

SCULL, Cranium—s. Cap, Calvaria.

SCURF, Sax. *ſcurf*, Teut. *Schorft*; *Furfura*. Small exfoliations of the cuticle are so called.

SCURFY, Furfuraceous.

SCURVY OF THE ALPS, Pellagra—s. Land, Purpura hæmorrhagica—s. Petechial, Purpura simplex—s. Sea, *Porphyra nautica*—s. Grass, common, *Cochlearia officinalis*—s. Grass, lemon, *Cochlearia officinalis*—s. Grass, wild, *Cochlearia coronopus*.

SCUTELLA, Cup.

SCUTELLARIA GALERICULATA, *Tertiana'ria*, *Skull-cap*, (F.) *Casside bleue*. Family, Personæ. *Sex. Syst.* Didynamia Angiospermia. This plant has a bitter taste and a garlic smell. It has been esteemed especially serviceable in tertian ague.

SCUTELLARIA LATERIFLORA, *Skull-cap*, *Madweed*, *Hoodwort*, *Blue Pimpernel*. An indigenous plant, which grows in all parts of the United States in moist places. It was at one time esteemed a preventive of hydrophobia, but is probably possessed of little virtue of any kind.

SCUTELLARIA INTEGRIFOLIA, another indigenous variety,—is an intense bitter.

SCUTICULA DIGITORUM MANÛS, Phalanges of the fingers.

SCUTULÆ DIGITORUM MANÛS, Phalanges of the fingers.

SCUTUM, Thyroid cartilage—s. Cordis, Scapula, Sternum—s. Genu, Patella—s. Pectoris, Thorax.

SCUTUM STOMACH'ICUM. A large plaster, applied to the breast or stomach.

SCUTUM THORACIS, Scapula.

SCYB'ALA, plural of *σκυβαλον*, 'dung.' *Enterolithus Scyb'alum*, *Ezcrementa Alvi sicci'ora*, *Fæces induratae*. Hard fecal matters discharged in round lumps.

SCYLLA, Scilla.

SCYPHOPHORUS PYXIDATUS, Lichen pyxidatus.

SCYPHUS AUDITORIUS, Infundibulum of the cochlea—s. Cerebri, Infundibulum of the brain—s. Vieussenii, Infundibulum of the cochlea.

SCYROS, Callosity.

SCYTALIDES DIGITORUM MANÛS, Phalanges of the fingers.

SCYTHICA, (RADIX,) Glycyrrhiza.

SCYTHROPASMUS, from *σχυθραα*, 'gloomy;' *σχυθραα'ειν*, 'to look gloomy;' *Vultus tel'ricus et mœstus*. A gloomy, depressed countenance, of bad augury in serious diseases.

SCYTTITIS, Cytitis.

SCYTODEPSIUM, Tannin.

SEA-AIR. The air in the neighbourhood of the sea contains saline particles commingled

with it, which render it a valuable change for scrofulous and debilitated individuals. The sea and sea-coast are usually, also, more equable in their temperature than places inland.

SEA SICKNESS, *Nausea marina*—s. Water, see Water, Sea.

SEAL, GOLDEN, *Hydrastis Canadensis*—s. Solomon's, *Convallaria polygonatum*.

SEARCHING, *Sounding*; from (F.) *chercher*, 'to seek.' The operation of ascertaining whether a patient have a stone in the bladder, by the introduction of a metallic instrument.

SEASONING, Acclimation.

SEAT, Anns—s. Bone, Ischion.

SEBACE, Sebaceous.

SEBACEOUS, *Sebaceous*, (F.) *Sébacé*; from *sebum*, 'suet.' That which has the nature of suet.

SEBACEOUS FLUX, Stearrrhœa.

SEBACEOUS or SEBIPAROUS GLANDS, *Sebaceous Follicles*, *Sebaceous Crypts*, *Folliculi sebacei*, *Cryptæ sebaceæ*, *Oil Glands*, *Miliary glands*, are small hollow organs, of a rounded or pyriform shape, seated in the substance of the skin, and opening on its surface by a small, excretory duct; furnishing a yellow, unctuous humour, *Smegma cutaneum*, *Sebum cutaneum*, having some analogy with suet, which is destined to lubricate the surface of the body. Follicles of a similar nature exist around the corona glandis of the male, and under the skin of the labia majora and nymphæ of females. They secrete a sebaceous matter, which emits a peculiar odour; and, hence after the name of one who described them, have been called *Glandula odorifera Tysoni*, *G. Tysoni*, *Tyson's glands*.

SEBESTIER MYXA, *Sebestina*.

SEBESTINA, *Cordia myxa*, *Sebesten*, *Sebesten*, *Myxa*, *Cornus sanguinea*, *Prunus sebestina*, *Smooth-leaved Cordia* or *Assyrian plum*, (F.) *Sebestier myxa*. The dark, black fruit of the *Sebestina* possesses glutinous and aperient qualities, and is exhibited, in decoction, in various diseases of the chest.

SEBIPAROUS, see Sebaceous.

SEBSTEN, *Sebestina*.

SEBUM, Pinguedo, *Sevum*—s. Cutaneum, see Sebaceous glands.

SECALE, *S. cereale*. The *Rye plant*. (F.) *Seigle*. Rye is chiefly used as an article of diet, particularly in the northern parts of Europe, where a spirit is also extracted from it. The grain is disposed to acescency: and hence its internal use at first generally produces a laxative effect.

SECALE CORNUTUM, *Ergot*—s. *Luxurians*, *Ergot*.

SECALIS MATER, *Ergot*.

SECERNENT, *Secreting*.

SECERNING, *Secreting*.

SECESSIO FÆCUM, *Defecation*.

SECESSUS NIGER, *Melæna*.

SECHE, *Sepia*.

SECLUSORIUM, *Sac*.

SEC'ONDARY, from *secundus*, 'the second.' Something that acts subordinately to another; as the *secondary symptoms* of a disease; that is, those which supervene on the *primary*.

SECUNDINES, *Secundines*.

SECRET A. Same etymon as *Secretion*. Things or matters secreted or separated from the blood.

SECRETING, *Secretorius*, *Secerning*, *Secernent*. Same etymon as *Secretion*. That which secretes,—as a *secreting organ*.

SECRETIO, *Secretion*—s. *Lactis*, *Galactosis*—s. *Lotii*, *Uropoesis*—s. *Urinæ*, *Uropoesis*—s. *Vicaria*, see *Vicarious*.

SECRETION, *Secretio*, *Apoc'risis*; from *secerere*, 'to separate.' An organic function, which is chiefly executed in the glands, and consists in an elaboration or separation of the materials of the blood, at the very extremities of the arterial system, or rather of the vascular secretory system; and which differs in each organ according to its particular structure; hence the formation of different fluids;—bile, saliva, urine, milk, &c. The secretions are of three kinds:—*exhalant*, *follicular*, and *glandular*.

SECRETORIUS, *Secreting*.

SECT, METHODICAL, *Methodists*.

SEC'TIO, *Section*. The act of cutting. A division.

SECTIO ALTA, see *Lithotomy*—s. *Anatomica*, *Dissection*—s. *Cadaveris*, *Autopsia cadaverica*—s. *Cadaveris legalis*, *Autopsia cadaverica*—s. *Cæsarea*, *Cæsarean section*—s. *Franconiana*, see *Lithotomy*—s. *Hypogastrica*, see *Lithotomy*—s. *Lateralis*, see *Lithotomy*—s. *Legalis*, *Obductio*—s. *Mariana*, see *Lithotomy*—s. *Nympharum*, *Nymphotomy*—s. *Rectovesicalis*, see *Lithotomy*—s. *Renalis*, *Nephrotomy*—s. *Tendinum*, *Tenotomy*—s. *Vagino-vesicalis*, *Colpocystotomia*—s. *Vesicalis*, *Lithotomy*.

SECTION, *Sectio*—s. *Sigaultian*, *Symphysotomy*.

SECUNDÆ, *Secundines*.

SECUNDINÆ, *Secundines*.

SECUNDINÆ, *Hystera*, *Deuter'ion*, *After-birth*, *Secundæ*, *Secundinæ*, (F.) *Arrière-faix*, *Sécondines*, *Délivre*. All that remains in the uterus after the birth of the child,—viz., the placenta, a portion of the umbilical cord, and the membranes of the ovum. These are commonly not expelled till some time after the birth of the fœtus; hence their name. See *Délivrance*.

SECUNDUS PROPRIORUM AURICULÆ, *Retrahens auris*.

SEDANTIA, *Sedatives*.

SED'ATIVES, *Sedati'va*, *Pauon'ta*, *Sedantia*, *Adecta*, *Catastaltica*, *Deprimentia*, (F.) *Calman's*, *Tempéran'ts*, from *sedo*, 'I settle or assuage.' Medicines which directly depress the vital forces, and which are consequently employed whenever it is necessary to diminish preternaturally increased action. The chief reputed sedatives are: *Acidum Hydrocyanicum*, *Acidum Hydro-sulphuricum*, *Tabacum*, *Missio Sanguinis*, and certain gases by inhalation, as azote, carbonic acid, (?) carburetted and sulphuretted hydrogen.

SEDEM ATTOLLENS, *Levator ani*.

SEDES, Anus, *Excrement*—s. *Cruentæ*, *Dysentery*, *Hæmatochezia*—s. *Lactescentes*, *Cæliac flux*—s. *Procidua*, *Proctocele*.

SEDIMENT, *Sedimentum*, *Lemma*, *Residentia*. Same etymon. (F.) *Dépt*. A deposit formed by the precipitation of some one or more of the substances held in solution or suspension by a liquid. That which is formed in urine, at the time of cooling, has been called *Hypostasis*, *Hypostéma*, *Residentia*, *Subsidentia*, (F.) *Dépt de l'urine*. This sediment or deposit varies in different states of the sys-

tem. In calculous affections, it is one of the most important objects of attention.

SEDIMENTUM, Sediment—s. Urinæ lateriticum, see Lateriticus—s. Urinæ pityroides, see Furfuraceus.

SEDITIA, Nates.

SEDLITZ, MINERAL WATERS OF. *Seidlitz*, *Seidschütz* or *Seydschütz water*. Springs in Bohemia, near Prague, which are simple salines. They contain a large quantity of sulphate of magnesia, a little sulphate of soda and sulphate of lime, carbonic acid, carbonates of lime and magnesia, and a resinous matter. (?) They are employed as purgatives in a multitude of diseases.

SEDLITZ POWDERS may be formed of *Soda tartarizata* ℥ij, *Soda carbon.* ℥ij, in one paper; *Acid tartaric.* gr. xxxv, in another. For half a pint of water.

SEDON BRÛLANT, Sedum—s. *Reprise*, Sedum telephium.

SEDUM, *Sedum acrè*, *Illec'ebra*, *Hellec'ebra*, *Vermicul'ris*, *Piper mural'e*, *Sedum minus*, *Sempervi'vum acrè*, *Wall pepper*, *Stone crop*, *Biting Stone crop*, *Small Houseleek*, *Aci'chryson*, *Ac'non*, (F.) *Joubarbe acre*, *Orpin brûlant*, *Vermiculaire brûlante*, *Sédon brûlant*. Family, Crassulacæ. *Sez. Syst.* Decandria Pentagynia. In its recent state it is very acrid, and proves both emetic and cathartic. Externally, in the form of cataplasm, it produces vesications and erosions. It has been recommended in cancerous and malignant ulcers.

SEDUM, *Saxifraga granulata*—s. *Majus*, *Sempervivum tectorum*—s. *Minus*, Sedum.

SEDUM TELEPHIUM, *Faba crassa*, *Cras'sula*, *C. Major*, *Illec'ebra major*, *Tele'phium*, *Faba'ria cras'sula*, *Anacam'peros*, *Orpine*, (F.) *Sédon reprise*, *Grand orpin*, *Fève épaisse*, *Joubarbe des vignes*, &c. Formerly used as a cataplasm in cuts, hemorrhoids, corns, whitlows, &c.

SEED, Sperm.

SEGMENTA CARTILAGINEA, see Trachea.

SEGNIT'IA, *Segnit'ies*, from *segnis*, 'sluggish.' Sluggishness or torpor in the exercise of a function—as **SEGNITIES ALVI**, Torpor of the bowels; **SEGNITIES VIRIUM**, Languor.

SEGNITIES, Segnitia.

SEGRAY, MINERAL WATERS OF. Near Pithiviers, in Gâtinais, in the French department of Loiret, there is a chalybeate spring, which has some reputation.

SEGU, Sago.

SEIDLITZ, Sedlitz.

SEIDSCHUTZ, Sedlitz.

SEIGLE, Secale—s. *Ergotée*, Ergot.

SEIN, Uterus, see Mamma.

SEIRIASIS, *Coup de Soleil*.

SEKISKAYAVODKA, see Spirit.

SEL, Salt—s. *Admirable de Lemery*, Magnesiæ sulphas—s. *Admirable perlé*, Soda, phosphate of—s. *de Cuisine*, Soda, muriate of—s. *de Déroïne*, Narcotine—s. *d'Egra*, Magnesiæ sulphas—s. *d'Opium*, Narcotine—s. *de Saturne*, Plumbi superacetas—s. *de Verre*, see Vitrum—s. *Volatil d'Angleterre*, Ammoniiæ carbonas.

SELAGO, Camphorosma Monspelicia.

SELENE, Moon, see Nail.

SELENIASIS, Somnambulism.

SELENIASMUS, Somnambulism.

SELENOBLETUS, Lunatic.

SELENOGAMIA, Somnambulism.

SELELY, Apium graveolens.

SELF-HEAL, Prunella.

SELIBRA, *Semile'bra*, *Sembella*, half a pound. Six ounces, Troy; eight, Avoirdupois.

SELINOTES, σεληνιτης. Wine impregnated with the seeds of the σαλινον or smallage.—Dioscorides.

SELINUM GALBANUM, Bubon galbanum—s. Oreoselinum, Athamanta aureoselinum.

SELLA, S. Turcica—s. Equina, S. Turcica—s. Familiaris, Lasanum—s. Obstetricia, Diphrus—s. Sphenoidalis, S. Turcica.

SELLA TURCICA, *Ephippium*, *Fossa Pituitaria*, *Sella Turcica*, *Sella*, *S. equina* seu *sphenoidalis*, *Turkish Saddle*, (F.) *Selle Turcique* ou *du Turc*. A depression at the upper surface of the sphenoid bone, which is bounded, anteriorly and posteriorly, by the clinoid processes; and lodges the pituitary gland. It is so called from its resemblance to a *Turkish saddle*.

SELLA TURCICA, Pituitaria fossa.

SELLE TURCIQUE, Sella Turcica—s. *du Turc*, Sella Turcica.

SELS NEUTRES, Neutral salts.

SELTZ or **SELTZER**, MINERAL WATERS OF. Cold, acidulous springs, the source of which is at Seltz, nine leagues from Strassburgh, and in the Department of the Bas-Rhin. They contain carbonates of lime, magnesia, and soda, chloride of sodium, and much carbonic acid. They are refrigerent, tonic, diuretic, and aperient.

ARTIFICIAL SELTZER WATER may be made from *muriat. acid.* gr. xxxv. *water* Oj, *white marble* gr. iij. Stop up till dissolved. Add *carbonate of Magnesia*, gr. v, and, after some time, *subcarbonate of soda*, gr. xxxij. Close it till used.

SEMBELLA, Selibra.

SEMECARPUS ANACARDIUM, Avicennia tomentosa.

SEMEIOGRAPHY, *Semeiograph'ia*, *Semiography*, *Semiogr'aphia*, from σημειον, 'a symptom,' and γραφη, 'a description.' A description of symptoms or signs of disease.

SEMEIOLOGY, *Semeiologicè*, *Semiology*, *Semiologicè*, *Phenomenolog'ia*, from σημειον, 'a symptom,' and λογος, 'a discourse.' (F.) *Sémeiotiques*. The branch of pathology whose object is the doctrine of the symptoms or signs of disease.

SEMEION BOETHEMATICUM, Indication.

SEMEIOSIS, Semeiology.

SEMEIOTIQUE, Semeiology.

SEMEN, Sperm—s. Badian, Illicium anisatum—s. Cina, Artemisia santonica—s. Contra, Artemisia santonica—s. Contra vermes, Artemisia santonica—s. Masculinum. seu virile seu genitale, Sperm—s. Muliebre, Sperm (of the female)—s. Sanctum, Artemisia santonica—s. Zedoaria, Artemisia santonica.

SEMENTINA, Artemisia santonica.

SEMI, from ημισυ, 'half.' *Semi* or *demi*, in composition, universally signifies 'half;' both in French and English.

SEMIANIMIS, *Semimortuus*, *Sem'inox*, *Semivivus*; from semi, 'half,' and animus, 'soul.' Half-living. Half-dead.

SEMICANALICULUS, Sulcus.

SEMICANALIS, Sulcus.

SEMICEPHALUS, *Hemicephalus*.

SEMICIRCULI OSSEI, Semicircular canals.

SEMICIRCULAR, *Semicirculâris*. That which represents the half of a circle.

SEMICIRCULAR CANALS, *Canâles seu Ductus semicirculâres seu tubâform'es seu circulâres*, *Semicirculî os'sei*, *Funes seu Canalic'uli semiannulâres labyrinthi*, (F.) *Canaux demi-circulaires*, are seated in the pars petrosa of the temporal bone, and open into the vestibule, behind which they are situate. They are three in number, of which one is *superior* or *vertical*; another *posterior* or *oblique*; and the third *anterior* or *horizontal*. Their parietes are formed of a bony, compact, hard plate. Their uses in audition are not known: at their termination they have the elliptical arrangements called *ampull'æ*; and by both extremities they open into the vestibule, in the sac at its superior part—the *Sacculus Ellipticus*, *Alveus* seu *Utriculus commun'is*, *Utriculus Sinus* or *Alveus utriculo'sus*, *Sacculus vestibuli* or *Median sinus*. In front of the S. ellipticus, nearer the cochlea, and opposite the foramen ovale, is the *Sacculus sphericus* or *sacculus*.

SEMIRCIRCULUS EXSCULPTUS, Hiatus diaphragmatis aorticis.

SEMICONGIUS. Half a gallon, or four pints.

SEMICUBIUM, *Semicupium*, *Inses'sio*, *Inces'sio*, *Encathis'ma*, *Excathis'ma*, (F.) *Demi-bain*, from *semi*, 'half,' and *cubare*, 'to lie down.' A half-bath, or such as receives only the hips or extremities.

SEMICUBIUM, Bath, half, Semi-cubium—Semi-fibulæus, *Peronæus brevis*—Semi-interosseus indicis, *Abductor indicis*—Semi-interosseus pollicis, *Opponens pollicis*.

SEMILIBRA, *Selibra*.

SEMILLA DEL GUACHARO. Various kinds of hard and dry fruits, found in the stomachs of the young Guacharoes, a sort of nocturnal bird. The fruits are a celebrated South American remedy in ague.

SEMILUNAR, *Semilunâris*, (F.) *Demi-lunaire* ou *Semi-lunaire*, from *semi*, 'half,' and *luna*, 'the moon.' Having the shape of a half-moon.

SEMILUNAR CARTILAGES, *Semilunar fibrocartilages*, *Sigmoid cartilages*, *Cartilag'ines sigmoideæ* seu *semilunâres*, are two fibrocartilages, which exist between the condyles of the os femoris and the articular surfaces of the tibia. The innermost, which is longer from before to behind than transversely, is nearly semicircular. The outermost forms almost an entire circle; an arrangement, in both cases, corresponding to the different surfaces of the tibia. They are thicker at their outer circumference, which is convex, than at the inner, which is concave and very thin. Both are inserted, before and behind, into the spine of the tibia, by means of fibrous fasciæ.

SEMILUNAR GANGLION, *Ganglion abdominâl'e* seu *splanchn'icum* seu *transversum* seu *sold'rê*, *G. surrênal*, (Ch.), belongs to the great sympathetic. These ganglia present considerable variety, and are deeply situate in the abdomen, above and behind the supra-renal capsules. They correspond, posteriorly, to the pillars of the diaphragm and the aorta. They have the shape of a crescent reversed, often

surrounded by other ganglia of a smaller size. From their periphery the numerous filaments proceed, which go to the formation of the solar plexus.

SEMILUNAR NOTCH OF THE STERNUM, *Fourchette*—s. Valves, Sigmoid valves—s. *Masculatus*, Eunuch.

SEMILUNULA UNGUIUM, see Nail.

SEMIMAS, Eunuch.

SEMIMASCULUS, Eunuch.

SEMIMEMBRANEUS, *Semimembranosus*.

SEMIMEMBRANOSUS, *Semimembranæus*, (F.) *Ischio-popliti-fémoral*, *Ischio-popliti-tibial*, (Ch.) *Demimembranæus*. A muscle situate at the posterior part of the thigh. It is flat, thin, narrow, and aponeurotic in its upper third; broader and fleshy in the middle, and tendinous below. It is attached above to the tuberosity of the ischium; and below—by a tendon, which has three divisions—to the outer condyle of the femur, and to the posterior and inner part of the internal tuberosity of the tibia. This muscle is a rotator inwards, and a flexor of the leg. It can also bend the thigh upon the leg. In standing it maintains the pelvis in position, and can even draw it downwards.

SEMIMORTUUS, *Semianimis*.

SEMINA FRIGIDA MAJORA. The greater cold seeds. The ancients gave this name to the emulsive seeds of the cucumber, melon, gourd, and water-melon.

SEMINA FRIGIDA MINORA. The lesser cold seeds. The ancients gave this name to the seeds of the lettuce, purslane, endive, and chicory.

SEMINAL, Spermatic—s. Fluid, Sperm—s. Granules, see Granule.

SEMINALIS, Spermatic.

SEMINERVOSUS, *Semi-tendinosus*—Semi-orbicularis, *Orbicularis oris*—Semi-pestis, Typhus.

SEMINEX, *Semianimis*.

SEMINIFEROUS, from *semen*, 'sperm,' and *fero*, 'I carry.' *Spermatoph'orovus*. An epithet given to the vessels which secrete and convey the seminal fluid.

SEMINIUM, Sperm.

SEMIOGRAPHY, *Semeiography*.

SEMIOLGY, *Semeiology*.

SEMIOTICE, *Semeiotice*—s. *Faciei*, *Physiognomy*.

SEMIPTLEGIA, *Hemiplegia*.

SEMISEXTUM, *Hemietcon*.

SEMISICILICUS. A weight of one drachm or three scruples.—*Rhodus*.

SEMISIDERATIO, *Hemiplegia*.

SEMISIDERATUS, see *Hemiplegia*.

SEMISOMNIS, *Coma*.

SEMISOPITUS, *Coma*.

SEMISOPORUS, *Coma*.

SEMISPECULUM. An instrument used for dilating the incision made into the neck of the bladder in the operation of lithotomy.—*Fabricius Hildanus*.

SEMISPINALIS COLLI, *Semispinatus colli*, *Artic'ulo-spinalis*, *Transver'so-spinalis Colli*, *Spinalis cervic'is*, *Spinalis Colli*, *Transversa'lis Colli*, *Transverso-spinal*, (F.) *Demi-épineux* ou *transversaire-épineux du cou*. This muscle arises from the transverse processes of the six uppermost dorsal vertebrae, by an equal number of distinct tendons, which run ob-

liquely under the complexus, and is inserted in the spinous processes of all the cervical vertebrae, except the first and last. Its action is, to extend the neck obliquely backwards and to one side.

SEMISPINALIS DORSI, *Semi-spinalis externus*, *Transverser so-spinalis dorsi*, *Semi-spinatus*, (Riolan), *Transverso-spinalis*, (F.) *Demi-épineux du dos*, *Transversaire-épineux du dos*. This muscle arises from the transverse processes of the seventh, eighth, ninth, and tenth dorsal vertebrae, by as many distinct tendons, which soon grow fleshy; and then again become tendinous, and are inserted into the spinous processes of the sixth or seventh uppermost dorsal, and two lowest cervical vertebrae, by as many tendons. Its action is, to extend the spine obliquely backwards.

SEMISPINALIS EXTERNUS, *Semi-spinalis dorsi*—s. *Internus*, *Transversalis dorsi*—s. *Spinatus*, *Longissimus dorsi*, *Semi-spinalis dorsi*.

SEMISPINATUS COLLI, *Semispinalis colli*.

SEMIS-SIS, *Semis*. The half of a pound, ounce, drachm, &c.

SEMITENDINOSUS, *Semi-nervosus*, (F.) *Ischio-cræti-tibial*, *Ischio-prætibial*, (Ch.) *Demitendineux*. This muscle is situate at the posterior part of the thigh. It extends obliquely, downwards and inwards, from the tuberosity of the ischium—to which it is attached by a flat tendon, common to it and the biceps—as far as the posterior and inner part of the tibia, to which it is attached by means of another round tendon. Its fibres are commonly interrupted by an aponeurosis. Its uses are the same as those of the semimembranosus.

SEMITERTIANA, *Hemitritea*—s. *Tierce*, *Hemitritea*.

SEMIUNCIA, *Hemiuncion*.

SEMI VIR, *Eunuch*.

SEMI VIVUS, *Semianimis*.

SEMOLINA, *Manna croup*. This may be made by grinding wheat in an apparatus, separating the flour from the middlings, dressing the latter four different times in a bolting mill, and sifting through parchment sieves, until the product is perfectly freed from bran. In Poland it is called *Cracow groats*.

Semolina is generally imported into England from the Baltic, and in Russia is said to be manufactured from buckwheat. It has a granular form like some kinds of oatmeal, a dingy white colour, a farinaceous, somewhat insipid, taste, and is well adapted for the diet of children affected with derangement of the bowels.

SEMPERVIVUM ACRE, *Sedum*.

SEMPERVIVUM TECTORUM, *House-Leek*, *Sedum Majus*, *Aizoon*; *Beihalalen*, *Buphtalmus*, *Barba Jovis*, *Sengreen*, *Agriocin'ara*, *Andrachahara*, *Chrysoper'mum*, (F.) *Joubarbe des toits*. The leaves have a mild, subacid astringency, and are often applied to bruises and ulcers.

SEMUNCIA, *Hemiuncion*.

SENA, *Cassia senna*.

SÉNÉ, *Cassia senna*—s. *d'Amérique*, *Cassia Marilandica*—s. *Faux*, *Colutea arborescens*.

SENECIO, *S. vulgaris*, *Erig'erum*, *Cortalon*, *Erigeron*, *Groundsel*, *Fireweed*, (F.) *Senecion commun*. *Family*, *Corymbifera*. *Sez. Syst.* Syngenesia Polygamia Superflua. A common plant in Europe; frequently applied, bruised,

to inflammations and ulcers, as refrigerant and antiscorbutic.

SENECIO JACOBÆA, *Jacobæa*, *St. James' Wort*, *Ragwort*, (F.) *Jacobée*. The leaves have a roughish, bitter, subacid, and extremely nauseous taste. A decoction has been used in dysentery. A poultice of the leaves has been recommended in rheumatic affections; and a decoction of the root has often been employed in cases of wounds and bruises.

SENECON COMMUN, *Senecio*.

SENECTA, *Senectus*.

SENECTA AN'GUIUM. The cast-skin of a serpent. A decoction of it is said to cure deafness!

SENECTA DECREPITA, *Decrepitude*—s. *Extrema*, *Decrepitude*—s. *Summa*, *Decrepitude*—s. *Ultima*, *Decrepitude*.

SENECTUS, *Senecta*, from *senere*, 'to be old.' *Geras*, *Se'nium*, *Ætas senilis seu protracta seu mala*, *Old age*, *Senility*, (F.) *Vieillesse*. The last period of life, commencing, according to some, at 60 years of age, but varying according to numerous circumstances. It is characterized by progressive diminution of the physical and moral faculties.

SENECTUS ULTIMA, *Decrepitude*.

SENEGA, *Polygala senega*.

SENEGAL GUM. The exudation from the *Mimosa Senegal*, *Family*, *Leguminosæ*, *Sez. Syst.* *Polygamia Monœcia*, which grows in the country of Africa, through which the river Senegal runs. It is in loose or single drops, much larger than gum Arabic, or the gum which exudes from the cherry tree; and is much more difficult of solution than the former.

SENEGINE, see *Polygala senega*.

SENEKA, *Polygala senega*.

SENEVE, *Sinapis*.

SENGREEN, *Sempervivum tectorum*.

SENILE, *Senilis*, from *senere*, 'to be old.'

Relating or belonging to old age:—as '*senile delirium*,' dotage.

SENILITY, *Senectus*.

SENNÀ, *Cassia senna*—s. *Alexandrina*, *Cassia senna*—s. *American*, *Cassia Marilandica*—s. *Bladder*, *Colutea arborescens*—s. *Essence of*, prepared, *Selway's*, see *Infusum sennæ compositum*—s. *Italica*, *Cassia senna*—s. *Wild*, *Cassia Marilandica*.

SENS, *Sense*.

SENSATION, *Sensa'tio*, from *sentire*, *sensum*, 'to feel;' *Æsthe'ma*. The consciousness or cognizance by the brain of an impression caused by an external body on the organs of the senses. It is not necessarily, however, confined to bodies external to us; for we can receive an impression by touching any part of our own body. The body which communicates the impressions needs but to be external to the part impressed. Sensations are divided into *external*, *internal* and *morbid*. The *external* are communicated by the five organs of the senses. The *internal* are such as occur within the body, and arise from some alteration in the function of the part, for the time being. Hunger and thirst are internal sensations, as well as all the natural wants. *Morbid* sensations may be either internal or external.

SENSE, *Sensus*, *Sen'sio*, *Æsthe'sis*, (F.) *Sens*. Same etymon. A faculty, possessed by animals, of appreciating impressions from external objects. (F.) *Sentiment*. The senses are five in number: sight, hearing, smell, taste, and

touch. Of these, the first two and the last administer more to the intellect; and, hence, have been called, by some, the *intellectual senses*: the other two seem more destined for the nutrition of the body; and, hence, have been termed *corporeal* or *nutritive senses*. Other senses have been suggested—as the intense sensation experienced during the venereal act; a sense of heat and cold: a muscular sense, a common sense or *cœnæsthesis*, &c.

SENSSES, NERVOUS SYSTEM OF THE, Medulla oblongata.

SENSIBILITAS, Sensibility—s. Anomala, see Irritable—s. Aucta, see Irritable—s. Morbosa, see Irritable.

SENSIBILITY, *Sensibilitas*. Same etymon as Sensation; *Æsthēma*. The faculty of receiving impressions, and having the consciousness of them. Bichat defines it as the property possessed by living bodies, of receiving impressions, whether the individual be conscious of them or not. In the former case, where conscious, he calls the sensibility, *animal*: in the latter, where not, he terms it *organic*. This last is common to vegetables and animals, and presides over nutrition, absorption, exhalation, secretion, &c. The other does not exist in vegetables: it is the origin of the sensations—olfaction, vision, gustation, audition, thirst, hunger, pain, &c. There are few parts of the animal body, but what are sensible—if not in health—in disease. The free extremities of the hair, and nails, and the epidermis are not so. See Insensibility.

SENSIO, Sense.

SENSORIUM, Sensorium.

SENSORIUM, *Sensorium commune*, *Organon sensorium internum*, *Sensitorium*, *Emporium spirituum*, *Æsthētērion*. The common centre of sensations.

SENSORY, Sentient.

SENSORY GANG'LIA. A name given by Dr. Carpenter to a series of ganglionic masses at the base of the brain, which are in direct communication with the nerves of sensation—as the *olfactory*, *optic*, *auditory* and *gustatory*.

SENSORY NERVES, *Nerves of sensation*, are so called in contradistinction to *Motor nerves*. There are *general sensory nerves*—as those connected with the posterior part of the spinal marrow, and the fifth pair; and *special sensory*, as those of the senses.

SENSUS ÆGRITUDINIS, Indisposition—s. Osmometricus, Olfaction—s. Perversus, Pseudæsthesia.

SENTIENT, *Sen'tiens*, *Sensory*. Feeling.

SENTIENT EXTREMITIES OF NERVES are their minute terminations in the organs.

SENTIMENT, see Sense.

SEPARATORIUM, from *separo*, 'I separate.' A surgical instrument, for separating the pericranium from the skull.

A *Separatory*, *Vitrum Hypocleptivum*, is a pharmaceutical vessel for separating fluids of different densities from each other.

SEPEDOGENESIS, Sepedonogenesis.

SEPEDOGENESIS, *Sepedogen'esis*, from *σπεδων*, 'putrescency,' and *γενσις*, 'generation.' A septic disposition or tendency; such as is met with in typhus gravior.

SEPESES, *Sep'es*. 'A hedge,' 'a row:' as *Sepe* seu *Ser'ies* seu *Pecten dent'rium*:—a row of teeth.

SEPESE DENTIUM, see *Sepe*.

SEPHIRUS, Scleriasis.

SEPIA, *S. officinalis*, *Se'pium*, *Præcipitans magnum*, *Cuttle-Fish*, (F.) *Sèche*. The shell of the cuttle-fish has been used as an absorbent; and is often added to tooth powders.

SEPLASIA'RIOUS. A name formerly given to those who sold perfumes, ointments, &c. It is derived from *Seplasia*, the name of a public place at Capua, where these kinds of preparations were frequently sold. A druggist.

SEPSICHY'MIA, Septochymia.

SEPSIS, Putrefaction.

SEPTANA FEBRIS, Fever, septan.

SEPTENARY, from *septem*, 'seven.' 'Consisting of seven.' The septenary years of the old believers in critical periods were times at which, it was supposed, important changes might be expected to take place. The grand climacteric was fixed at 63, and it was considered that if a person passed that age, he had well-founded expectations that his life might be protracted to 90.

SEPTENN'IAD, Climacteric, (years.)

SEPTFOIL, UPRIGHT, Tormentilla.

SEPTIC, *Septicus*, *Septus*, from *σηπτιν*, 'to rot.' That which produces putrefaction. A substance which corrodes and disorganizes the soft parts without causing much pain.

SEPTIC POISON, see Poison.

SEPTIMESTRIS FŒTUS, see Fœtus septimestris.

SEPTINERVIA, Plantago.

SEPTOCHY'MIA, *Sepsichym'ia*; from *σηπτις*, 'putrefaction,' and *χυμος*, 'juice.' Putrefaction or putrescency of the humours.

SEPTOPYRA, Typhus gravior.

SEPTUM, (F.) *Cloison*. A part intended to separate two cavities from each other, or to divide a principal cavity into several secondary cavities.

These septa are numerous in the human body. The chief are the following:—

SEPTUM CEREBELLI, Falx cerebelli—s. Cerebri, Falx cerebri—s. Cochleæ auditoriæ, Lamina spiralis.

SEPTUM CORDIS, *Septum medium cordis*. The partition which separates the two ventricles of the heart.

SEPTUM ENCEPHALI, Tentorium.

SEPTUM LUCIDUM seu *pellucidum* seu *ten'ue* et *pellucidum* seu *medium* seu *Speculum lucidum* seu *Lapis specularis* seu *Mediastinum* seu *Diaphragma ventriculorum lateraliū cerebri*, *Speculum*, (F.) *Septum median*, (Ch.) *Cloison transparente*. The soft portion or medullary substance, which separates the two lateral ventricles of the brain from each other. This septum is composed of two laminæ; between which a small cavity exists, filled by a serous fluid, and called the *Fossa of Sylvius*, *5th ventricle of Cuvier*, *Sinus of the median septum*, (Ch.). The brothers Wenzel are of opinion that this cavity is lined by a peculiar membrane.

SEPTUM MĒDIAN, S. lucidum—s. *Médian du cervelet*, Falx cerebelli—s. Medium cerebri, S. lucidum.

SEPTUM NARIUM, *Interseptum* seu *Disseptimentum* seu *Interf'num* seu *Discri'men* seu *Imbrex* seu *Diaphragma narium*, (F.) *Cloison des Fosses nasales*. The partition between the nares. It is formed by the vomer, the perpendicular plate of the ethmoid bone, and a carti-

lage of a triangular shape. These parts are lined by the pituitary membrane, which receives a considerable number of nerves and vessels.

SEPTUM PARVUM OCCIPITALE, Falx cerebelli—s. Pellucidum, S. lucidum—s. Scalæ, Lamina spiralis—s. *Staphylin*, Velum pendulum palati—s. Tenue et pellucidum, S. lucidum—s. Thoracis, Mediastinum—s. *Transversa*, Tentorium—s. *Transversum*, Diaphragm—s. Vestibuli nervoso-membranaceum, see Labyrinth.

SEPTUS, Septicus.

SEPUM, Sevum.

SEQUESTRUM, from *sequestro*, 'I separate.' The portion of bone, in necrosis, which is dead, and separated from the living bone; acting, whilst retained, as an extraneous body. When the sequester is superficial and small, it is called *Eafofation*.

SERAPEUM, Syrup.

SERAPINON, Sagapenum.

SERAPIUM, Syrup.

SERBET, Scherbet.

SERICUM, *Silk*; from *Seres*—the Thibetans probably—from whom it was first obtained. (F.) *Sote*. The thread spun by the *Bombyx Mori* or *Silkworm*. Silk is used by surgeons for ligatures, &c.

SERICUM ANGLICUM, see Sparadrapum ad-hæsivum.

SERIES DENTILUM, see Sepes.

SÉRIEUX, Serious.

SERINGUE, Syringe.

SERIOLA, Cichorium intybus.

SÉRIOUS, (F.) *Sérieux*, *Grave*. A term applied to a disease, *Dyspathia*, *Morbus gravis*, and to a symptom that is attended with danger.

SERIS, Cichorium intybus.

SERMOUNTAIN, Laserpitium album.

SERO-COLITIS, see Colitis.

SERO-HEPATITIS, see Hepatitis.

SEROLIN, from *serum*, 'whey.' A fatty matter detected in the blood by Boudet, Lecanu, Sanson, and others.

SEROSITE, Serum.

SEROSITY, Serum.

SEROUS, *Sero'sus*, (F.) *Séreuz*. Thin; watery; relating to the most watery portion of animal fluids. See Serum.

SEROUS MEMBRANES, Membranes, serous.

SERPEDO, Psoriasis.

SERPENT, *Serpens*, *Anguis*, *Ophis*; from *serpo*, 'I creep.' A snake.

SNAKE BROTH was, at one time, recommended as a restorative.

Many serpents are venomous: and the bites of some fatal. See Poisons, Table of.

SERPENTAIRE NOIRE, *Actæa racemosa*.

SERPENTARIA, *Aristolochia serpentaria*—s. *Gallorum*, *Arum dracunculus*—s. *Hispanica*, *Scorzonera*—s. *Minor*, *Arum maculatum*—s. *Nigra*, *Actæa racemosa*.

SERPENTARIÆ BRAZILIENSIS RADIX, *Cainca radix*.

SERPENTINE, Ophites.

SERPENTINUS, Ophites.

SERPIGINOUS, from *serpere*, 'to creep.' An epithet given to certain affections, which creep, as it were, from one part to another,—'*Serpiginous erysipelas*,' (F.) *Erysipèle serpiginoux*.

SERPIGO, *Herpes circinatus*, *Lichen psoriasis*.

SERPILLUM, *Thymus serpyllum*.

SERPOLET, *Thymus serpyllum*.

SERPULLUM, *Thymus serpyllum*.

SERPULLUM, *Thymus serpyllum*—s. *Citratum*, see *Thymus serpyllum*.

SERRA, Saw—s. *Amputatoria*, Saw, amputation—s. *Versatilis*, *Trépan*.

SERRATULA AMARA, *Family*, *Cyanocephalææ*. *Sex. Syst.* Syngenesia Polygamia æqualis. A species of *Sawwort*, recommended in ague.

SERRATUS ANTICUS MINOR, *Pectoralis minor*—s. *Major*, *Serratus magnus*.

SERRATUS MAGNUS. So called from its serrated appearance; from *serra*, 'a saw.' *Serratus major anticus*, *Serratus major*, (F.) *Costo-basi-scapulaire*, *Costo-scapulaire*, (Ch.) *Grand dentelé*. A very broad (especially anteriorly,) thin, flat, irregularly quadrilateral muscle, situate at the sides of the thorax. It is attached, before, to the external surface of the first 8 or 9 ribs, by as many distinct digitations; and, behind, to the spinal edge of the scapula. The superior fibres are almost horizontal; the lower become gradually more and more oblique upwards and backwards. This muscle carries the scapula forwards, and causes it to execute a movement of rotation, which directs its inferior angle forwards, and the anterior upwards. When the shoulder is fixed, it raises the ribs.

SERRATUS POSTICUS INFERIOR, (F.) *Dorso-lombo-costal*, *Lombo-costal*, (Ch.) *Petit dentelé postérieur et inférieur*. A broader and thinner muscle than the following, but nearly of the same shape. It is situate obliquely at the lower part of the back; and extends from the spinous processes of the last two or three dorsal vertebra, and the first two or three lumbar, to the inferior margin of the last four false ribs. This muscle depresses the ribs, and thus concurs in expiration. It is an antagonist to the next.

SERRATUS POSTICUS SUPERIOR, (F.) *Cervi-ci-dorso-costal*, *Dorso-costal*, (Ch.) *Petit dentelé supérieur*. A flat, thin, quadrilateral muscle; situate obliquely at the posterior inferior part of the neck, and the superior part of the back. It passes from the posterior cervical ligament, the spinous process of the last cervical vertebra; from the spinous processes of the first two or three dorsal, to the second, third, fourth, and fifth ribs; into which it is inserted by as many digitations. It raises the ribs, and is, consequently, an inspiratory muscle.

SERTULA CAMPANA, *Trifolium melilotus*.

SERUM, Sperm.

SERUM, 'whey.' *Orrhos*, *Oros*, *Seros'ity*, (F.) *Sérosité*. The most watery portion of animal fluids, exhaled by serous membranes. It is a constituent part of blood, milk, &c.

SERUM OF THE BLOOD, *Hæ'myodor*, *Ichor sanguinis*, (F.) *Sérum du Sang*, is the liquid which separates from the blood, when coagulated at rest. It is of a greenish-yellow colour; viscid, slightly coagulable by heat, acids, and alcohol. It is composed of water; chloride of sodium; certain phosphates; and albumen, constantly united to soda, almost in a saponaceous combination.

The fluid which exudes from the albumen of the serum of the blood, when coagulated by heat, is by some called *serosity*.

SÉRUM DU SANG, S. of the blood.

SERUM LACTIS, *Aqua lactis*; the *Serum of Milk, Whey*, (F.) *Sérum du lait, Petit lait*. That part of milk, from which the butter and caseous matter have been separated. It is a transparent, citrine-coloured liquid, containing sugar of milk, mucilage, acetic acid, phosphate of lime, and some other saline substances. It is used as a slightly nutritious diluent and refrigerant.

SERUM LACTIS HOFFMAN'NI, (F.) *Petit-lait d'Hoffmann*, is a name given to the liquid, resulting from treating with boiling water milk which has been evaporated to an almost solid consistence. It is not much used.

RENNET WHEY is made thus: *milk* 2 pints; *rennet* ʒss, infused in a little hot water; mix and keep in a gentle heat for some hours, then strain.—Gray.

SERUM OF SEROUS MEMBRANES, *Serum membranarum serosarum, Water of Dropsy*, (F.) *Sérum des membranes séreuses, Eau des hydro-piques*. It resembles the serum of the blood,—especially in cases of hydrocele. The water of hydrothorax and ascites contains much less albumen:—sometimes enough to coagulate on the application of heat: at others, not.

SERVICE, MOUNTAIN, *Sorbus acuparia*—s. Tree, *Sorbus domestica*.

SERVLETTE EN CARRÉ, *Couvrechef*.

SESAMOID, *Sesamoides, Sesamoïdes, Sesamoïdes*, from *σάσμη*, 'a grain of sesamum,' and *ειδος*, 'resemblance.'

SESAMOID BONES, *Ossa seu Ossicula sesamoïdea*, are small bones, situate in the substance of tendons, near certain joints. Their number is various. They are commonly more in the male than female. Two are constantly met with beneath the metatarso-phalangeal articulations of the great toe. Sometimes, the articulations of other bones of the metatarsus with the phalanges of the toes have them likewise. In the hand, there are two before the metacarpo-phalangeal joint of the thumb. At times, they are met with in the other metacarpo-phalangeal articulations. Occasionally, two exist behind the condyles of the femur, in the tendons of the gastrocnemii muscles. A considerable os sesamoideum is also met with in the tendon of the peroneus longus. These bones are commonly round, and flattened only on one surface, which is incrustated with cartilage. Their size is very variable, according to the joints in which they exist. Traces of sesamoid bones are not observed in infants: in them, they are replaced by small, cartilaginous concretions. They are developed by a single point of ossification; and are, like the patella (which is a true sesamoid bone,) composed of much cellular substance, covered by a thin layer of compact tissue. The use of these bones is,—to allow the tendon to be inserted into the lever at a greater angle; and thus enable the power to act more advantageously.

Riolan has given the name *Ossa sesamoïdea* to two bony points sometimes met with;—the one at the outer side of the carotid canal of the temporal bone; and the other at the edge of the cavernous sinus, at the side of the internal carotid artery.

SESAMUM, see *Sesamum orientale*.

SESAMUM ORIENTALE, *Bennè, Oily Grain*. The seeds of this African plant are cultivated

in Georgia and South Carolina, where the negroes use them with Indian corn as an article of food. They yield a larger proportion of oil than any other vegetable; one hundred weight producing ninety pounds of oil, which is, at least, equal to Florence oil.

The *Benne oil, Oleum Ses'ami*, is used in the southern States as a laxative. The leaves—*Sesamum* (Ph. U. S.)—afford, by infusion, an excellent mucilage.

SESCUN'CIA, *Sesquim'cia, Hemial'ion*. An ounce and a half. See SESQUI.

SESELI, *Laserpitium siler*—s. *Ægopodium, Ligusticum podagraria*—s. *Creticum, Tordylum officinale*—s. *des Près, Peucedanum silaus*.

SESELI TORTUOSUM, *Seseli Massilien'sè, Hartwort of Marseilles*. The seeds have a warm taste; and a greater degree of pungency than those of *Laserpitium Siler*, which is the *Seseli* of the Pharmacopœias.

SESQUI. This word, joined with any number, weight, measure, &c., signifies one and a half; as *sesquigranum*, 'a grain and half.'

SESQUIUNCIA, *Sescuncia*.

SETA EQUINA, 'a horse's hair.' *Hair-worm, Helminthus Gor'dii*. A kind of worm, found in stagnant water, from 4 to 6 inches long, and twisted into various knots and contortions: colour pale brown, with dark extremities. It is common in the intestines of the Laplanders; causing the *Col'ica Lappon'ica*, in which the gripings are, at times, exceedingly severe.

SETA'CEUM, *Seto, Seton*, from *seta*, 'a bristle.' A long strip of fine linen or cotton twist, passed through the skin and cellular membrane, to keep up an issue; or through suppurating cavities, between the fragments of fractured bones, &c., to fulfil certain indications. The term is also applied to the issue so established. The operation is simple. It consists in laying hold of a fold of skin, and passing a seton needle through it, with the thread attached. Every day a fresh portion of the thread is drawn through the sore. Setons are established in many diseases;—in obstinate ophthalmiæ, cephalalgia; epilepsy, thoracic and abdominal affections, &c.; but they are not as much used as formerly.

SETFAST, see *Furunculus*.

SETO, *Setaceum*.

SETON, *Setaceum*.

SETTERWORT, *Helleborus fœtidus*.

SEVADILLA, *Veratrum sabadilla*.

SEVATIO, *Steatoma*.

SÉVRAGE, *Weaning*.

SEVUM, *Pinguedo*.

SEVUM, *Sebum, Sepum, Stear, Adeps ovill'i, Sevum vervecinum*. Suet, mutton suet. Pinguedo.

SEVUM PRÆPARATUM, *Sevum*, (Ph. U. S.)—*Ovill'i Sevum Præparatum, prepared Suet*, (F.) *Graisse de Mouton, Suif*, is formed by cutting suet in pieces; melting over a slow fire, and straining through linen. It is emollient, and is sometimes boiled in milk, (ʒij to Oj,) and is used in diarrhœa and dysentery. Its principal employment is in the formation of plasters.

SEVUM VERVECINUM, *Sevum*.

SEX, *Sexus, Genos, Physis*. The physical difference between male and female in animals and vegetables;—as the *male sex, Sexus pa'tior*

seu fortior seu *S. virilis*; and the female sex, *Sexus sequior, S. muliebris, Alter Sexus, 'The sex.'*

SEXTANS, *Sexta pars libræ*. The sixth part of a pound.—Galen.

SEXTARIUS. An ancient measure for liquid and solid substances. See Weights and measures.

SEXTULA, *Hexagivum, ἑξάγων*. The sixth part of an ounce.

SEX'UAL, *Sexualis*, from *sexus*, 'a sex.' That which relates to the sex; which characterizes the sex.

SEXUAL DISEASES, *Morbi sexuales*, are the diseases of the genital organs; as **SEXUAL FUNCTIONS** are the genital functions.

SEXUAL INTERCOURSE, Coition—s. Organs, Genital organs.

SEXUS, Sex—s. Alter, see Sex—s. Fortior, see Sex—s. Muliebris, see Sex—s. Potior, see Sex—s. Sequior, see Sex—s. Virilis, see Sex.

SEYDSCHÜTZ WATER, Sedlitz water.

SHALLOT, Echalotte.

SHAMPOOING, *Massing, (F.) Massage, Massment*. A Hindoo process, which consists in pressing the body of the bather in a peculiar manner; cracking the various joints, and employing blows and friction.

'Kneading' consists in pressing alternately upon a part of the body to arouse the muscles to more energetic action. It is employed at times in dyspepsia.

SHAMROCK, INDIAN, *Trillium latifolium*—s. Water, *Menyanthes verna*.

SHARON SPRINGS, NEW YORK. These springs, which are situate about 10 or 12 miles south of Canajoharie, N. Y., and 45 miles west of Albany, are much frequented. They contain, according to the analysis of Dr. Chilton, sulphate of magnesia, sulphate of lime, chloride of sodium, chloride of magnesium, sulphohydrate of sodium, sulphohydrate of calcium, vegetable extractive matter, and free sulphohydric acid gas. Their temperature is 48° Fahr.

SHEATH, Vagina.

SHEEP POISON, *Kalmia latifolia*.

SHELL FLOWER, *Trillium latifolium*—s. Liquid, see *Calcis murias*.

SHERBET, Scherbet—s. Orange, see *Syrup aurantii*.

SHERMAN'S WORM LOZENGES, see *Worm lozenges, Sherman's*.

SHERRY, Sack, see *Wine*.

SHIELD, WATER, *Nelumbium luteum*.

SHIN, *O'crea, Crista tibiae*. The spine or anterior part of the tibia or leg. It is, also, called *Anticnemion*, and *Crea*.

SHINGLES, *Herpes zoster*.

SHORT, Sax. *recept*, from *rcipan*, 'to cut, to shear,' *shored, shor'd, short, (F.) Court*. A word used, by anatomists, in opposition to *long*; and to distinguish parts from each other that have otherwise the same name.

SHORT BONES, for example, are those in which the three dimensions—length, breadth, and thickness—are nearly alike; such are the vertebræ, bones of the carpus, tarsus, &c.

SHOTBUSH, *Aralia spinosa*.

SHOULDER-BLADE, *Scapula*.

SHOVEL PICKEREL WEED, *Unisema deltifolia*—s. Pond, *Unisema deltifolia*.

SHOW, see *Parturition*.

SHOW-CHOO, see *Spirit*.

SHOWER-BATH, see *Bath*.

SHRUB. Perhaps from Arabic, *sharab*, 'syrup.' A compound of spirits, lemon juice, and sugar.

SHUDDERING, *Frem'itus, Phryag'ma*, from (G.) *Schneider, Schauer*, (F.) *Frémissement, Tressaillement*. A peculiar sensation, felt either externally or internally; and which seems to be the result of a spasmodic movement of the parts in which it occurs. A slight feeling of cold sometimes accompanies it. It is, at times, the result of a moral cause, and is often the precursor of shivering.

SHUMAC, *Rhus coriaria*.

SIAGANTRITIS; from *σιαγων*, 'the jaw,' *αρτρον*, 'a cavity,' and *itis*, denoting inflammation. Inflammation of the lining membrane of the antrum of Highmore.

SIAGON, Maxillary bone.

SIAGONAGRA, from *σιαγων*, 'the jaw,' and *αγχα*, 'a seizure.' *Arthrit'is maxilla'ris*. A gouty or rheumatic affection of the joint of the lower jaw.

SIALACHUS, Salivation.

SIAL'AGOGUE, *Sialago'gus, Sial'ogogue, Ptyal'agogue, Ptyas'agogue, Sali'vans, Sali'vatum, Sialocinet'icus, Apoplegmat'isans per os, (F.) Salivant*, from *σάλων*, 'saliva,' and *αγχα*, 'I expel.' That which provokes the secretion of saliva. Pyrethrum and mercury are sialogogues. Sialogogues may be of two kinds,—those which act through the circulation, and those which act immediately on the salivary organs. Mercury belongs to the former—pyrethrum to the latter class. The chief sialogogues are armoracia, calamus, mezerium, pyrethrum, tabacum and zingiber.

SIALISMUS, Salivation.

SIALOCINETICUS, Sialogogue.

SIALOLITHI, Calculi, salivary.

SIALOLOG'IA, from *σάλων*, 'saliva,' and *λογος*, 'a discourse.' A treatise on saliva.

SIALOMA, Saliva.

SIALON, Saliva.

SIALORRHŒA, Salivation.

SIALOR'CHESIS, from *σάλων*, 'saliva,' and *σχεσις*, 'retention.' Retention or suppression of the saliva.

SIALOSYRINGES, Salivary fistulæ.

SIALOZEMIA, Salivation—s. *Mercurialis*, Salivation, mercurial.

SIBARE, Phrenitis.

SIBBENS, *Sivvens, Framb'esia Scot'ica*. An infectious disease in the mountainous parts of Scotland, viewed to be of the venereal kind. *Sivvin*, in the Keltic, means raspberry; and it is said that, in this affection, fungi appear like raspberries. From *sivvin*, the inhabitants have made *sivvin, sibben, sibbens, and sivvens*. By some, this affection is regarded as a complication of the venereal and itch. In the Orkneys, *sibbens* means itch.—Jamieson.

SIBILISMUS AURIUM, Tinnitus aurium.

SIBILUS AURIUM, Tinnitus aurium.

SICCANT'IA, from *siccare*, 'to dry.' *Xerant'ica, (F.) Siccatifs*. Drying medicines.—Galen.

SICCANTIA, Desiccativa.

SICCATIFS, Siccantia.

SICCATIO, Drying.

SICCHASIA, *σικχασια*, 'disgust.' A distressing disgust for food; such as is experienced by women with child.

SICILICUM. A Roman weight of about two drachms.

SICK, Sax. *jeoc, Eger, Egro'tus, Nos'erous, Noso'des, Jacens, Laborio'sus, Labo'rans, (F.) Malade.* Labouring under disease. Such is its acceptance in old English, and generally in the United States. In England, it most commonly means disorder of the stomach,—nausea.

A sick person, *Eger, Egro'tus, (F.) Malade,* who is under the charge of a physician is said to be a *patient* or the patient of the physician. At times, but rarely, patient is used for a sick person in the abstract.

SICK STOMACH, Milk sickness.

SICKLY, Morbo'sus, Valetudina'rius, Adyn'atos, Nosa'cerus, Noso'des, (F.) Maladif. One who is subject to be sick, or is in feeble health.

SICKNESS, Disease—s. Falling, Epilepsy—s. River, Milk sickness—s. of the Stomach, Vomiting—s. Swamp, Milk sickness.

SICLIUM, Sicilicum.

SICUA, Cupping-glass.

SICULA, Beta, Penis.

SICYEDON, Canledon.

SIDA ABUTILON, Abutilon cordatum.

SIDE, PAIN IN THE, Pleurodynia.

SIDERA'TIO, Sydera'tio, Sidera'tion, from *Sidus,* 'a star;' because the condition was thought to be produced by the influence of the stars. The state of one struck suddenly, without apparent cause, and as if by the influence of the stars. The ancients comprised, under this name, different morbid conditions, such as paralysis; apoplexy, and gangrene.

SIDERATIO, Apoplexy, Asphyxia, Phrenitis—s. Ossis, Spina ventosa.

SIDERATION, Astrobolismos, Sideratio.

SIDERION, Ferramentum.

SIDERITES, Magnet.

SIDERITIS, Magnet, Teucrium chamæpitys.

SIDEROS, Ferrum.

SIDEROXYLON, Chrysophyllum cainito.

SIDHEE, see Gunjah.

SIDMOUTH, (CLIMATE OF.) Sidmouth is in Devonshire, England, on the sea-beach, at the mouth of the Sid. It is much frequented by invalids, both during the summer and winter. The climate is, however, damp, and subject to sea fogs.

SIEGE, Anus.

SIELISMOS, Salivation.

SIELON, Saliva.

SIFFLEMENT (F.), from *siffler,* 'to whistle.' Whistling.

SIFFLEMENT MODULÉ, *Chant des artères, Bruit musical,* 'modulated whistling, or music of the arteries.' A kind of sound heard on auscultation, resembling, at times, the humming of certain insects.

The sound is chiefly met with in those labouring under chlorosis.

SIGAUULTIAN SECTION, Symphyseotomy.

SIGE, Taciturnity.

SIGH, Suspirium.

SIGHT, Vision—s. Askew, Dysopia lateralis—s. False, Metamorphopsia, Pseudoblepsia—s. Feebleness of, Amblyopia.

SIGILLUM SALAMONIS, Convallaria polygonatum—s. Virginitatis, Hymen.

SIGMATOID, Sigmoid.

SIGMOID, Sigmoid, Sig'matoid, Sig'moïdes, Sigmoides, Sigmoides. That which

has the form of the Greek S or C; from sigma, and *eidōs,* 'resemblance.'

SIGMOID CARTILAGES, Semilunar cartilages.

SIGMOID CAVITIES OR FOSSEÆ of the Ulna, (F.) Cavités ou Fosses sigmoïdes, are two notches at the upper part of that bone,—one for the reception of the humerus; the other for that of the radius.

SIGMOID FLEXURE OF THE COLON, Fleau'ra sigmoïdea, is a turn the colon takes immediately before its termination in the rectum.

SIGMOID OR SEMILUNAR VALVES, Valvula Sigmoïdea, Proces'sus Sigmoïdes, (F.) Valvules sigmoïdes ou semilunaires, are three valvular folds, at the commencement of the pulmonary artery and aorta. These valves have the form of a crescent, when applied against the parietes of the vessel. When the blood is sent from the ventricles by their contraction, the valves are applied against the sides of the vessel; but, during the diastole of the ventricle, they are depressed, and prevent the blood from returning to the heart. At the middle of the convexity of each valve is a small, hard, triangular granulum, called *Corpusculum seu Globulus Arantii,* which completely closes up the passage. It is, also, called *Corpusculum Morgagnii,* and *C. Sesamoïdeum, (F.) Globule d'Arantius.*

SIGN, Signum, Semi'on, (F.) Signe. Any present or past circumstance, afforded by the examination of a patient, or of matters concerning him, whence a conclusion may be drawn regarding the nature and seat of his disease. The phenomena which precede the disease are called *anamnes'tic* or *commemorative signs*;—those which accompany it, are termed *diagnos'tic,* if they reveal the nature or seat of the disease,—*prognos'tic,* when they indicate its probable duration and termination.

SIGNA ASSIDENTIA, see Assidens.

SIGNATURE, Signat'ra, Signa'tio, from *signum,* 'a sign;' *Episphagismos.* This term was applied in the Eastern countries, in the middle ages, to mystic characters of good or bad augury, with which it was pretended that every one was marked by the star under which he was born.

SIGNATURES OF PLANTS meant certain peculiarities in their external formation or colour, which indicated that they were proper for particular diseases:—as in the case of the *Lungwort, Liverwort, &c.*

SIGNES AVANT-COUREURS, Precursory signs—s. *Précurseurs,* Precursory signs.

SIGNUM, see Parturition—s. Characteristic, see Pathognomonic—s. Conjunction, see Pathognomonic—s. Diacriticum, see Diacritica signa—s. Morbi essentielle, see Pathognomonic.

SILACH, Silac. An Arabic word, used to designate thickening of the eyelids, *Crassities Palpebrarum;* and, also, *Alopecia.*—Forestus, Stephanus.

SILENCE, see Murmur, respiratory.

SILE'NE VIRGIN'ICA, Ground Pink, Wild Pink, Catch Fly. The root has been employed in decoction, as an efficacious anthelmintic.

SILER MONTANUM, Laserpitium siler.

SIL'QUA, Cera'tion; the carat. A weight of about four grains.

SILQUA ARABICA, Tamarindus—s. Dulcis, Ceratonium siliqua.

SILIQUASTRUM PLINII, Capsicum annum.

SILK, Sericum—s. Weed, Asclepias tuberosa—s. Weed, common, Asclepias Syriaca—s. Worm, see Sericum.

SILLON, Sulcus—s. Horizontal de la veine ombilicale, see Liver—s. Transversale, see Liver—s. de la Veine cave inférieure, see Liver—s. de la Veine porte, see Liver.

SILU, Camus.

SILPHIUM, Laserpitium.

SILUS, Camus.

SILVER, Argentum—s. Ammonio-chloride of, see Argentum—s. Chloride of, see Argentum—s. Chloruret of, see Argentum—s. Cyanide of, see Argentum—s. Cyanuret of, see Argentum—s. Iodide of, see Argentum—s. Ioduret of, see Argentum—s. Leaf, Magnolia macrophylla—s. Muriate of, see Argentum—s. Nitrate of, Argenti nitras—s. Oxide of, see Argentum—s. and Ammonia, Chloride of, see Argentum—s. and Ammonia, Chloruret of, see Argentum.

SILYBUM, Carduus marianus.

SIMAROUBA, Quassia simarouba—s. Bitter, Quassia simarouba—s. Fauz, Malpighia mourella.

SIMARUBA, Quassia simarouba—s. Officialis, Quassia simarouba.

SIMILATIO, Assimilation.

SIMITIUM, Plumbi subcarbonas.

SIMO, Camus.

SIMONEA FOLLICULORUM, Acarus folliculorum.

SIMOTRACHELUS, Bysauchen.

SIMPLES. Medicinal herbs. One skilled in simples is called a *Simplist*, a *Rhizotomist*.

SIMPLIST, see Simples.

SIMULATED DISEASES, Feigned diseases.

SIMULATI MORBI, Feigned diseases.

SIMUS, Camus.

SINA LEVANTICA, Artemisia santonica.

SINAPEL'ON, from *σιναιτι*, 'mustard,' and *ελαιον*, 'oil.' Oil impregnated with mustard.

SINAPI, Sinapis.

SINAPIS, *Sinapis nigra*, *Brassica nigra*, *Napus*, *Eru'ca*, *Sina'pē*, *Sinapi*, *Na'pinum*, *Napy*, *Common Black Mustard*, (F.) *Moutarde noire*, *Senévé*, *Sanve*. *Family*, Cruciferae. *Sez. Syst.* Tetradyamia Siliquosa. The seeds are inodorous, when entire; but, when bruised, the odour is very pungent; taste bitterish and acrid. They yield their virtues to water, and afford a bland oil by expression. The seeds are stimulant, diuretic, emetic, and rubefacient. They are sometimes recommended to be swallowed whole, in dyspepsia, torpor of the bowels, &c. Externally, they are applied in the form of cataplasm. See Sinapism.

SINAPIS ALBA, *White Mustard*, *Napus Leucosinapis*, is also used medicinally. It is somewhat less pungent than the black. The distilled oil—*Oleum Sinapis*—is a powerful stimulant and rubefacient.

Whitehead's Essence of Mustard consists of oil of turpentine, camphor, and a portion of spirit of Rosemary: to which is added a small quantity of flour of mustard. It is a celebrated embrocation for rheumatism, &c.

Whitehead's Essence of Mustard Pills consist of yellow resin and balsam of tolu, enough to make into pills.

SINAPIS ARVEN'SIS, *Charlock*, *Wild Mustard*,

has the seeds sometimes substituted for black mustard.

SINAPISIS, Bole Armenian.

SIN'APISM, *Sinapis'mus*, from *σιναιτι*, 'mustard.' A cataplasm, of which mustard forms the basis, which is used for exciting redness, and acting as a counter-irritant. It is prepared by mixing flour of mustard and vinegar together to the due consistence. See Cataplasma sinapis.

SIN'ICIPUT, *Sincipital Region*, *Bregma*, *Syn'ciput*, *Mesocra'nium*, *Mesoc'ranium*, *Hemicephal'eum*, *Hemicephal'ium*, *Hemiceph'alum*; the top of the head. The French use it synonymously with *vertex*. By some it is applied to the frontal region or fore part of the cranium. The parietal bones have been called *sincipital bones*, *Ossa sincip'itis*, (F.) *Os du sinciput*.

SINDON, *σινδων*, very fine linen. A small piece of rag, or a round pledget, supported by a thread at its middle, and introduced into the opening in the cranium made by the trephine.

SINEW, Tendon.

SINGLETON'S GOLDEN OINTMENT is formed of sulphuret of arsenic (realgar), and lard, or *sprmaceti ointment*.

SINGULT'OUS, *Lygmo'des*, *Lygo'des*, *Lyn'go'des*, *Lynggo'des*; from *Singultus*, 'hiccough.' Relating to or affected with hiccough.

SINGULT'US, *Lynx*, *Lygmus*, *Spasmotyl'g-mus*, *Clonus Singult'us*, *Pneusis singult'us*, *Hiccough*, *Hiccup*, (F.) *Hoquet*. A noise made by the sudden and involuntary contraction of the diaphragm, and the simultaneous contraction of the glottis, which arrests the air in the trachea. It is a symptom of many morbid conditions, and especially of gangrene, but occurs, frequently, in persons otherwise in good health.

SINUEUX, Sinuous.

SINUOSITAS, Sinus.

SIN'UOUS, *Sinu'o'sus*, (F.) *Sinueux*, from *sinus*, 'a bay or curve.' An epithet given to certain ulcers, and especially to certain fistulæ, which are tortuous.

SINUS, *Sinu'o'sitas*, *Colpos*, *Abseon'sio*, *Euryoh'ria*, *Reces'sus*, (F.) *Golfe*. Any cavity, the interior of which is more expanded than the entrance. In this sense, anatomists have applied the term to cavities in certain bones of the head and face. It has been, also, applied to certain venous canals, into which a number of vessels empty themselves; such as the sinuses of the dura mater and of the spine; the sinus of the vena porta; uterine sinuses, &c.

In *surgery* it means a long, narrow, hollow track, leading from some abscess, diseased bone, &c., (F.) *Clapier*.

Sinuses of bones form part of the nasal cavities. They are the frontal, sphenoidal, maxillary, &c. The name has also been given, occasionally, to the ethmoid and mastoid cells.

SINUS ACUSTICUS, Auditory canal, internal—s. Arteriosus, S. pulmonalis—s. Basilar, Sinus transversus—s. *Caverneux*, Cavernous sinus—s. Cavernosi uteri, Sinus uterini—s. Cavernosus, Cavernous sinus—s. Cerebri, Ventricles of the brain—s. *Choro'idien*, S. quartus—s. Circular, of Ridley, Sinus coronarius—s. Circularis, S. coronarius—s. *Coronaire du cœur*, see Cardiac veins.

SINUS CORONA'RIS, *Sinus circula'ris*, S. *circula'ris Ridleyi*, *Circular sinus of Ridley*, *Coronary sinus*. A venous canal, which surrounds,

in a more or less regular manner, the pituitary fossa and gland, emptying itself into the corresponding cavernous sinus by each of its extremities.

SINUS, CORONARY, Sinus coronarius—s. Coronary of the heart, Sinus coronary, venous.

SINUS CORONARY, VENOUS, Coronary sinus of the heart. A name given, on account of its great size, to that portion of the great coronary vein which embraces the left auriculo-ventricular furrow.

SINUS COXÆ, see Cotyloid—s. *Droit*, S. quartus.

SINUS DEXTER CORDIS, Sinus vena'rum cava'rum, S. vena'sus, Saccus vena'rum cava'rum. The right auricle of the heart:—*A'trium cordis dextrum.* See Auricula.

SINUSES OF THE DURA MATER, Sinus seu Fistula seu Cavitate seu Ventriculi seu Tubuli seu Sanguiniferus seu Receptacula Dura matris, are formed by a separation of the layers of the dura mater, which acts as a substitute for the outer membrane of veins. Bichat admits only four great sinuses, of which all the others seem to be dependencies;—the two lateral sinuses, the straight sinus, and the longitudinal sinus. To the lateral sinuses belong,—the petrous sinuses, superior and inferior; the transverse sinus; the cavernous sinuses; the coronary sinus, and the occipital sinuses. To the straight sinus belongs the inferior longitudinal. The longitudinal sinus, properly so called, has no sinus under its dependence.

SINUS FALCIFORMIS INFERIOR, S. longitudinal, inferior—s. Falciformis superior, S. longitudinal, superior—s. Fourth, Torcular Herophili—s. Genæ pituitarius, Antrum of Highmore—s. of the Jugular vein, see Jugular veins—s. Lacrymalis, Lacrymal sac.

SINUSES OF THE LARYNX, Ventricles of the larynx.

SINUSES, LAT'ERAL, Sinus transvers'i, S. magni, S. laterales, (F.) Sinus lateraux. Each of these sinuses, distinguished into right and left, begins at the torcular Herophili, or confluence of the sinuses, and terminates at the sinus of the jugular vein.

SINUS LATÉRAUX, Sinuses, lateral.

SINUSES, LONGITUDINAL, S. Longitudinales. These are two in number. 1. SUPERIOR LONGITUDINAL SINUS, *S. falciformis superior, S. triangul'aris, Sinus median, (Ch.)* A long, triangular canal; convex above, concave below, which occupies the whole of the upper edge of the falx cerebri. It is broad behind, and much narrower before, where it commences by a *cul-de-sac*, at the crista galli of the ethmoid bone. It passes along the frontal or coronal crest, sagittal suture, and the vertical groove of the occipital bone. It receives several veins from the dura mater; and all those that are spread over the convex and plain surfaces of the two hemispheres of the brain. It discharges itself into the upper part of the torcular Herophili. 2. INFERIOR LONGITUDINAL SINUS, *Sinus falciformis inferior, Vena falcis cerebri.* This is much narrower than the last, and occupies the inferior edge of the falx cerebri, from its anterior third to the tentorium cerebelli, where it terminates, commonly by two branches, in the straight sinus.

SINUS MAGNI, Sinuses, lateral—s. Maxillary, Antrum of Highmore—s. *Median*, Sinus longi-

tudinal superior—s. Median, see Semicircular canals—s. Muliebris, Vagina.

SINUS, OCCIP'ITAL, Sinus occipitalis. These sinuses commence at the sides of the foramen magnum ossis occipitis, and ascend—becoming broader and nearer each other—into the substance of the falx cerebelli, where they frequently unite. Each opens into the inferior part of the torcular Herophili. They receive the veins of the falx cerebelli, of the dura mater which lines the fossæ cerebelli, and of the posterior part of the cerebellum. Haller and Sömmering have given them the name of *posterior occipital sinuses*, to distinguish them from the transverse sinus, which they have called *anterior occipital sinus*.

SINUS OCCIPITALIS ANTERIOR, Sinus transversus—s. Ophthalmic, see Cavernous sinus—s. Perpendicularis, S. quartus—s. Pituitarii frontis, Frontal sinuses—s. Polymorphus, Cavernous sinus—s. Portarum, see Liver—s. Pudendi, Vagina—s. Pudoris, Vagina, Vulva.

SINUS PULMONA' LIS, S. sinister cordis, A'trium cordis sinisterum, S. vena'rumpulmona'bium, S. arterio'sus, Saccus vena'rumpulmona'bium. The left auricle of the heart. See Auricula.

SINUS OF THE PULMONARY VEINS, Auricle, left.

SINUS QUARTUS, S. perpendicular'is, (F.) Sinus choroidien (Ch.), Sinus droit, Straight Sinus. This sinus—triangular throughout; wide posteriorly; narrower anteriorly; slightly oblique downwards and backwards—passes along the base of the falx cerebri, from the termination of the inferior longitudinal sinus to the torcular Herophili. It receives the inferior longitudinal sinus, the veins of the lateral ventricles or *vena Galeni*, the superior cerebellous veins, &c.

SINUS RENU, Pelvis of the kidney—s. Rhomboidal, Calamus scriptorius—s. of the Septum lucidum, Ventricle, fifth—s. Sinister cordis, S. pulmonalis—s. Sphenoidalis, Cavernous sinus—s. Straight, S. quartus—s. Superciliares, Frontal sinuses—s. Transversi, Sinuses, lateral.

SINUS TRANSVERSUS, S. occipitalis anterior, Basilar sinus. This sinus lies transversely at the anterior part of the basilar process of the occipital bone. It forms a communication between the two petrous sinuses, and the cavernous sinus of one side and those of the other. Its breadth is commonly very great. It is situated between two layers of the dura mater, and presents, internally, a kind of cavernous tissue.

SINUS TRIANGULARIS, S. longitudinal, superior.

SINUS UTERINI, Sinus cavernosi Uteri, Uterine sinuses. A name given to cavities, formed by the uterine veins in the substance of the uterine pareties. They are very large during pregnancy.

SINUS UTRICULOSUS, see Semicircular canals—s. des Vaisseaux séminifères, Corpus Highmori.

SINUSES OF VALSALVA are three depressions in the aorta and pulmonary artery, immediately opposite the semilunar valves. Their use is to leave the edges of the valves free, so that they can be caught by the reflux blood. Where the aorta is about to send off the first of its large branches, at the top of the thorax, it is of great size, and has been called the *Large sinus of Valsalva*.

SINUS OF THE VENA CAVA, Auricle, right—s. Venarum cavarum, S. dexter cordis—s. Vena-

rum pulmonalium, S. pulmonalis—s. Venosus, S. dexter cordis.

SINUSES, VERTEBRAL, (F.) *Sinus vertebræ*. Two great venous sinuses, different from those of the dura mater, which extend the whole length of the vertebral canal, from the occipital foramen to the end of the sacrum, behind the bodies of the vertebræ, before the dura mater, and at the sides of the posterior vertebral ligament. At their inner side they communicate with each other by means of branches, which form true *transverse sinuses*. They are situate at the middle of the body of each vertebra, passing under the posterior vertebral ligament. They receive, at their middle part, the veins that arise in the spongy tissue of the vertebræ. By their external side, the vertebral sinuses communicate with the posterior branches of the vertebral, intercostal, and lumbar veins. At their posterior side they receive the veins, which creep on the prolongation of the dura mater that envelops the marrow.

SINUS VULVÆ, Rima vulvæ.

SIPERI, Bebeeru.

SIPERINE, see Bebeeru.

SIPHAR, Peritoneum.

SIPHILIS, Syphilis.

SIPHITA, Somnambulism—s. Parva, Chorea.

SIPHO, Syringe—s. Urinæ, Diabetes.

SIPHONIA CAHUCHU, see Caoutchouc—

s. **Elastica**, see Caoutchouc.

SIPHUNCULUS, Syringe.

SIRA, Orpiment.

SIRIASIS, *Coup de Soleil*, Insolation, Phrenitis—s. *Ægyptiaca*, *Coup de Soleil*.

SIRIUM MYRTIFOLIUM, Santalum album.

SIRIUS, Canicula.

SIROP DE CAPILLAIRE, see *Adiantum capillus veneris*—s. *de Coralline*, see *Corallina Corsicana*.

SIRUP, Syrup.

SISON AMMI, *Family*, Umbelliferæ. *Sex. Syst.* Pentandria Digynia. The plant that affords the *Ammi verum* of the shops; (F.) *Ammi des Boutiques*. The seeds were once used as a carminative.

SISON AMOMUM, (F.) *Amome faux*, is considered to be excitant and diuretic. It is the *field honeysort*.

SISYMBRIUM MENTHASTRUM, *Mentha aquatica*.

SISYMBRIUM NASTURTIUM, *Nasturtium aquaticum*, *N. officinale*, *Laver odoratum*, *Cratævisium*, *Cressi*, *Cardami nê fontana*, *Water Cress*, (F.) *Cresson de fontaine*. *Family*, Cruciferæ. *Sex. Syst.* Tetradynamia Siliquosa. Water cresses are commonly used in salad. They have obtained a place in the materia medica for their antiscorbutic qualities.

SISYMBRIUM OFFICINALE, Erysimum.

SISYMBRIUM SOPHIA; the *Herb Sophia*, *Sophia Chirurgorum*, *Flix* or *Flux weed*, (F.) *Sageuse des Chirurgiens*. It was once reputed to be anthelmintic, and valuable in hysterical affections. It is not used.

Other species of *Nasturtium*, as *N. PALUSTRE*, *Marsh water cress*; and *N. amphibium*, *Water radish*, possess similar virtues with *Nasturtium officinale*.

SITICULOSUS, Dipsodes; see *Alterative*.

SITIENS, Dipsodes.

SITIS, Thirst—s. *Intensa*, *Polydipsia*—s. *Morbosa*, *Polydipsia*.

SITKA, MINERAL WATERS OF. See *Archangel*, *New*, mineral waters of.

SITOS, Aliment.

SITUS ANOMALUS seu **PERVERSUS INTESTINORUM**, Splanchnectopia.

SIUM, *Sium nodiflorum*, *Creeping Water-parsnep*, (F.) *Berle nodiflore*. *Family*, Umbelliferæ. *Sex. Syst.* Pentandria Digynia. It is stimulant, and supposed to be diuretic and lithontriptic. It is, sometimes, employed in cutaneous eruptions.

SIUM LATIFOLIUM is the common *Water-parsnep* of the United States. It is said to be poisonous.

SIUM NINSI. The plant whose root is called *Radix Ninsi*, *Ninzin*, *Nindsin*. This root was long supposed to be the same as ginseng, and it possesses similar, though weaker properties.

SIUM SISARUM, *Skirret*, is used as a salad in Europe; and has been supposed a useful diet in chest affections.

SIVENS, Sibbens.

SKELETIA, Emaciation.

SKELETOL'OGY, *Sceletologia*, (F.) *Squelettologie*, from *σκελετος*, 'a skeleton,' and *λογος*, 'a discourse.' A treatise on the solid parts of the body. This part of anatomy comprehends *Osteology* and *Syndesmology*.

SKELETON, *Scel'etum*, from *σκελετος*, *Cadaver exsiccatum*, (F.) *Squelette*, *Skeleton*, a dried body; from *σκελλω*, 'I dry.' The aggregate of the hard parts of the body, or the bones. A skeleton is found in almost all animals, although it may not be always formed in the same manner. In some, as in the crustacea and testacea, it is wholly or partly *external*, *Exo-skeleton*, *Dermo-skeleton*. In others, as in birds, the mammalia, &c., it is *internal*, *Endo-skeleton*, *Neuro-skeleton*. It serves as a support for other organs. On it the general shape of the body and of its various parts is greatly dependent. When the bones are united by their natural ligaments, the skeleton is said to be *natural*, *Scel'etum natura'le*; when articulated by means of wires, *artificial*, *Scel'etum artificia'le*.

SKELETOPE'IA, *Sceletopa'ia*, *Sceletop'is*, from *σκελετος*, 'a skeleton,' and *ποιω*, 'I make.' The part of practical anatomy which treats of the preparation of bones, and the construction of skeletons. Bones are prepared to exhibit their conformation, structure, chymical composition, mode of development, and changes; the different cavities formed by the union; and to demonstrate their connexions, relations, modes of union, &c.

SKEVISCH, *Erigeron Philadelphicum*.

SKEVISH, **FLEABANE**, *Erigeron Philadelphicum*.

SKIN, Cutis.

SKIN-BOUND DISEASE, Induration of the cellular tissue.

SKIOMACHIA, *Sciomachy*.

SKIRRET, *Sium sisarum*.

SKIRSE, *Scirrhus*.

SKOKE, *Phytolacca decandra*.

SKUE-SIGHT, *Dysopia lateralis*.

SKULL, *Cranium*.

SKULL-CAP, *Calvaria*, *Scutellaria galericulata*.

SKUNK-CABBAGE, *Dracontium fetidum*.

SLATE, *IRISH*, *Hibernicus lapis*.

SLATERS, *Onisci aselli*.

SLATKAIA TRAVA, see Spirit.

SLAVERING, from *saliva*: *Ptyalis/mus iners*, *Driv'elling*, (F.) *Bave*. Involuntary flow of saliva, from sluggishness of deglutition, without increased secretion. It is seen in the infant, the aged, and the idiot.

SLEEP, Sax. *ſlep*; *Somnus*, *Sompnus*, *Sopor*, *Dormit'io*, *Hypnos*, (F.) *Sommeil*. Temporary interruption of our relations with external objects. A repose of the organs of sense, intellectual faculties, and voluntary motion.

The act of quitting this condition is called *awaking*, (F.) *Évigation*, *Reveil*. Sometimes this is progressive and natural; at others, sudden and starting; (F.) *Reveil en sursaut*,—as in nightmare, affections of the heart, hypochondriasis, &c.

Magnetic sleep—*Hypno'sis biomagnet'ica*—is the sleep induced by the so called animal magnetism.

SLEEPLESSNESS, *Insomnia*.

SLEEP-WALKING, *Somnambulism*.

SLING, (G.) *Schlinge*, *Mittel'la*, *Mit'rium*. A bandage, employed to keep the forearm bent on the arm, in cases of injury done to those parts, in fracture of the clavicle, injury of the hands, &c. A handkerchief is often sufficient for this purpose. It must be folded diagonally, and be tied, by the extremities, round the neck. The French surgeons have used many varieties of *Echarpes* or *slings*; as the *Grande écharpe*, *écharpe moyenne*, *Petite écharpe*, *Echarpe de J. L. Petit*, &c.

SLIPPERS, *Impatiens*.

SLIT AND TAIL BANDAGE, *Invaginated bandage*.

SLOE TREE, *Prunus spinosa*.

SLOUGH, *Eschar*.

SLOWS, Milk sickness.

SLUG, *Limax*—s. *Sea*, *Biche de Mer*.

SLUMBER, *Somnolency*.

SMALLAGE, *Apium graveolens*.

SMALL-POX, *Variola*—s. *Modified*, *Varioloid*.

SMALT, *Protox'ide of Cobalt*, *Smaltum*, *Safr*, *Azur*, *Blus Starch*. This oxyd has been given in rheumatism, in the dose of ten to twenty grains. A larger quantity excites vomiting.

SMARAGDUS, (F.) *Émeraude*. The emerald. It was formerly regarded as a tonic.

SMARTWEED, *Polygonum punctatum*.

SMECTICA, *Detergents*.

SMECTIS, *Cimolia terra*.

SMECTRIS, *Cimolia terra*.

SMEGMA, *σμηγμα*; from *σμηγειν*, 'to wipe, to rub off.' Soap, grease, a salve, a liniment. Also, the secretion from the sebaceous follicles of the skin.

SMEGMA ARTICULARE, *Synovia*—s. *Cutaneum*, see *Sebaceous glands*.

SMEGMA PRÆPUTII. The fatty secretion from the sebaceous follicles of the glans penis.

SMEGMATORRHŒA, *Stearrhœa*.

SMEGMORRHŒA, *Stearrhœa*.

SMELL, SENSE OF, *Olfaction*.

SMELLING, *Olfaction*.

SMELLOME'S OINTMENT FOR THE EYES, *Ceratum resine*.

SMILAX, *Taxus baccata*—s. *Aspera Chinen'sis*, *Smilax China*—s. *Aspera Peruviana*, *Smilax sarsaparilla*.

SMILAX CHINA, *China*, *China orientalis*, *Sankira*, *Gauquara*, *Smilax aspera Chinen'sis*, *China root*, (F.) *Squinn*, *Esquive*. Family, *Smilacæ*. *Sex. Syst.* *Diœcia Hexandria*. Formerly much used in cutaneous and venereal affections.

SMILAX INDICA SPINOSA, *Smilax pseudo-China*—s. *Officialis*, *Smilax sarsaparilla*.

SMILAX PSEUDO-CHINA, *Smilax Indica spinosa*, *China occidentalis*, *China sp'ria nodosa*; *American* or *West India China*. In scrofulous disorders, the root has been often preferred to the oriental kind. In other cases, it possesses similar virtues.

SMILAX SARSAPARILLA, *S. officinalis*, *Sarsaparilla*, *Sartaparilla*, *Smilax aspera Peruviana*, *Sarza*, *Sarsa*, *Carivillan'di*, *Iva Pecan'ga*, *Macapalli*, *Zarsa*, *Zarzaparilla*; (F.) *Salso-parille*. The root of the *Sarsaparilla* is inodorous; taste bitterish, feculaceous, and fibrous: of a dark colour externally; white within. It is possessed of diuretic and demulcent properties, and has been often employed in the sequelæ of syphilis; when, after a mercurial course, nocturnal pains, ulceration, &c., continue. It has also been advised in scrofula, chronic rheumatism, &c.; but its efficacy is, to say the least of it, a matter of doubt. Dose, ℞j to ʒj of the powder.

SMILE, *αυλη*. A curved, two-edged bistoury. A knife.

SMILEON, *Scalpel*.

SMYRNA, *Myrrha*.

SMYRNISMOS, *Embalming*.

SMYRNISMUS OLUSATRUM, *Hipposelinum*, *Smyr'nium*, *Macro'na*, *Macedonis'ium*, *Herba Alexandrina*, *Gri'elium*, *Agrioselinum*, *Alexan'ders*, *Alsanders*. A plant formerly cultivated for culinary purposes. The seeds are bitter and aromatic, and the roots more powerfully bitter. They have been recommended as resolvents, diuretics, emmenagogues, &c.

SNAGREL, *Aristolochia serpentaria*.

SNAIL, *Limax*—s. *Shell*, *Cochlea*.

SNAKEHEAD, *Chelone glabra*.

SNAKEROOT, BIRTHWORT, *Aristolochia serpentaria*—s. *Black*, *Actæa racemosa*—s. *Button*, *Eryngium aquaticum*, *Liatrii spicata*—s. *Canada*, *Asarum Canadense*—s. *Dewitt*, *Prenanthes*—s. *Evergreen*, *Polygala paucifolia*—s. *Heart*, *Asarum Canadense*—s. *Virginiana*, *Aristolochia serpentaria*.

SNAKEWEED, *Aristolochia serpentaria*, *Helenium autumnale*, *Polygonum bistorta*—s. *American*, *Cicuta maculata*.

SNEEZING, from Sax. *niejan*; (G.) *Niesen*, *Clonuz Sternuta'tio*, *Sternuta'tio*, *Sternutamentum*, *Sternumentum*, *Ptarmos*, (F.) *Éternuement*. A convulsive motion of the expiratory muscles, by which the air is driven rapidly, and rushes sonorously, through the nasal fossæ; carrying with it the mucus and foreign bodies, which adhere to the pituitary membrane, and have occasioned the movement.

SNEEZEWORD, *Achillea ptarmica*, *Helenium autumnale*.

SNORING, *Rhenchus*, *Rhenais*, *Ronchus*, *Rhonchus*, *Stertor*, *Renchus*, (F.) *Ronflement*; from (G.) *scharren*. Noise made in the posterior part of the mouth and nasal fossæ during the movements of inspiration, particularly in sleep, both when the person is in health, and in disease, as in apoplexy. In certain affec-

tions of the chest—in some cases of pulmonary catarrh—a kind of snoring may be distinctly heard by applying the ear, or the stethoscope to the chest.

SNOT, Nasal mucus.

SNOW, Sax. *rnaz*. *Nix*, *Chion*, (F.) *Neige*. Water in a solid state, which falls from the atmosphere in white flakes. It is used externally as a tonic and discutient.

SNOWBALL, *Cephalanthus occidentalis*.

SNUFF, CEPHALIC, Pulvis asari compo-

tus.

SNUFFLES, Teut. *Snuffeln*, *Grave'do veno'nato'rurum*, *Rhinan'gia*, *Rhinauch'oné*. Breathing hard through the nose, often owing to accumulation of the mucous secretions,—an affection to which infants are liable, and which is relieved by oiling the interior of the nostrils.

SOAP, Sapo—s. Acid, see Sapo—s. Berries, *Sapindus saponaria*—s. Black, see Sapo—s. Castile, *Sapo durus*—s. of the Cocoa-nut oil, see Sapo—s. Common or soft, see Sapo—s. Liquid, see Sapo—s. Medicinal, see Sapo—s. Spanish, *Sapo durus*—s. Yellow, see Sapo.

SOAPWORT, *Saponaria*.

SOB, from Sax. *seopian*, 'to grieve;' (F.) *Sanglot*. A spasmodic, sudden, and momentary contraction of the diaphragm, immediately followed by relaxation, by which the little air, that the contraction has caused to enter the chest, is driven out with noise. It is an evidence of corporeal or mental suffering.

SOBOLES, Epigone.

SOBRIETAS, Temperance.

SOCIA PAROTIDIS, see Parotid.

SOCIETY, *Societas*, (F.) *Société*, from *sociare*, 'to associate.' An association for the promotion of some common object.

SOCIETIES, MEDICAL. Associations of medical gentlemen for the promotion of science have been numerous, and productive of valuable results. In the United States, societies exist in many of the states, possessing the power of examining into the qualifications of every one who may be desirous of practising within their particular jurisdiction. In some of the states, however, the qualified and unqualified are permitted to exercise their profession with equal privileges and immunities.

Amongst the medical associations that have issued from time to time useful transactions or publications, are the following: IN AMERICA,—*The Massachusetts Medical Society*; the *Physico-medical*, and *Medical Societies of the State of New York*; and the *College of Physicians of Philadelphia*. IN EUROPE,—*The Association of Fellows and Licentiates of the King's and Queen's College of Physicians of Ireland*; the *Medico-Chirurgical and Phrenological Societies of Edinburgh*; the *College of Physicians, the Medico-Chirurgical, the Medical and the Sydenham Societies of London*; the *Associated Apothecaries and Surgeon Apothecaries of England and Wales*, and the *Provincial Medical and Surgical Association*; the *Royal Academy of Surgery*, the *Royal Society of Medicine*, the *Société Médicale d'Emulation*, the *Société de Médecine*, the *Royal Academy of Medicine*, and the *Société Médicale d'Observation, of Paris*; the *Medico-Chirurgical Academy of Vienna*; the *Medical Societies of Berlin and Copenhagen*, &c. &c. IN ASIA,—*The Medical and Physical Society of Calcutta*.

Valuable medical essays are likewise contained in the published *Transactions of the American Philosophical Society*; of the *Royal Societies of London, Edinburgh, Göttingen, &c.*; of the *Royal Academy of Sciences of Paris*; the *Imperial Society of Sciences of St. Petersburg*; the *Royal Academy of Sciences of Turin*; the *Academia Imperialis Leopoldina Naturæ Curiosorum*, &c.

SOCORDIA, Hallucination.

SODA. An Arabic word. *Protoxide of sodium*, (F.) *Soude*, is obtained by adding caustic lime to a solution of carbonate of soda. The soda in solution may be obtained by evaporation as hydrate of soda. Its action is like that of potassa; but it is not official.

Soda impura, *Barilla*, *Bariglia*, *Barillor*, *Soda Hispanica*, *Anatron*, *Natron*, *Anaton*, *Nitrum Antiquorum*, *Kalp*, *Aphronitrum*, *Sal alkalinus fixus fossilis*, *Carbonas Sodæ impurus*, *Subcarbonas Sodæ impura*, *Anachron*, the mineral alkali is obtained from several sources;—naturally, in Egypt: artificially, from the incineration of marine plants; and from the decomposition of sulphate of soda, &c. It is principally, however, derived from plants growing on the sea-coast;—as the *Salsola sativa*, *S. soda*, *S. tragus*, *Salicornia herbacea*, *Salicornia Arabica*, &c. The *Barilla ashes* are from the ashes of the *Salicornia Europæa*:—the *Kalp*, *Soude de Vareog*, from the *Fucus vesiculosus* and other varieties,—the *Turkey Barilla*, *Roquette*, *Cendre du Levant*, *Rochet à Alexandrie*, from the *Mesembryanthemum Copticum*;—the *Alicant Barilla*, *Soda Alicantiæ*, *S. Alonen'sis*, from the *Mesembryanthemum nobile*;—and the *Carthage Barilla*, from the *Salicornia* and *Salsola*.

Impure subcarbonate of soda, (F.) *Soude du commerce*, consists of subcarbonate of soda, potash, chloride of sodium, clay, and other earthy substances. It is chiefly used for preparing the pure subcarbonate.

SODA, Cardialgia, Cephalalgia, Pyrosis.

SODA ACETATA, *Sodæ Acetas*, *Acetate of Soda*, *Terra foliata mineralis*, (F.) *Acétate de soude*. This salt is used in similar cases with the acetate of potass.

SODA AERATA, *Sodæ carbonas*—s. *Alonensis*, *Soda*—s. *Borate of Borax*—s. *Bicarbonate of Soda* carbonas—s. *Borate of Borax*—s. *Boraxata*, *Borax*.

SODA CARBONATE OF, *Sodæ Carbonas*, *Carbonas Natricum*, *Soda Aërata*, *Sodæ Bicarbonas*, *Bicarbonate of Soda*, *Carbonate of protoxide of Sodium*, (F.) *Carbonate de Soude*, *S. effervescente*, *S. aërée*, *S. Crayeuse*. (*Sodæ subcarb. liq.*, *aquæ destill.* Oijj. Dissolve the subcarbonate of soda, and pass carbonic acid through the solution; set it aside to crystallize.) Its use is the same as the subcarbonate; than which it is less caustic, and is better adapted for effervescing draughts.

SODA CAUSTICA, *Protoxide of Sodium*, *Caustic Soda*, (F.) *Soude caustique*, *S. à la Chaux*, *Soude pure*. The impure subcarbonate, treated by quicklime, and consequently deprived of its carbonic acid. It may be used as a caustic, like the *Potassa fusa*, and is even preferable to it, as it does not deliquesce and run.

SODA CHLORIDE OF, *S. Chlorinata*, *Sodæ Chloridum*, *Chlorinated Soda*, *Natrum Oxymuriaticum*, *Sodæ Chloruretum*, *Oxy muriatis*

of Soda, (F.) *Chlorure de Soude, Chlorure d'oxide de Sodium*. This salt is used as a disinfecting agent; both to remove offensive smells in chambers, and to alter the condition of fetid ulcers. See *Liquor Sodæ Chlorinatæ*.

SODA, CHLORINATED, Soda, chloride of—s. *Hispanica, Soda*—s. Hydrochlorate of, Soda, muriate of.

SODA, HYPOSULPHITE OF, *Sodæ hyposulph'is, (F.) Hyposulfite de Soude*. This salt has been lately extolled in chronic cutaneous, and scrofulous affections. It is given in syrup.

SODA, LITHATE OF, Urate of soda—s. Mephite of, Soda, subcarbonate of.

SODA, MURIATE OF, *Sodæ murias, Soda muriat'a, S. muriat'ica, Al'kali minera'lè sali'num, Sal commu'nis, Sal culina'ris, Sal font'ium, Sal gemmæ, Sal mari'nus, Natron muriat'um, Sal albus, Natrum muriat'icum, Common salt, Sea salt, Hydrochlorinas Natricus, Sal fos'silis, Sal Iw'cidum, Muria, Rock salt, Bay salt, White salt, Quadrichloruret of Sodium, Hydrochlorate of protoxide of Sodium, Hydrochlorate of Soda, Chloruret'um Sod'ii, Sod'ii Chlor'idum, Chloride of Sodium, (F.) Chlorure de Sodium, Sel de Cuisine*. In an impure state, this salt is one of the most abundant of natural productions. It is soluble in 3 parts of water, and is tonic, purgative, and anthelmintic. Externally, stimulant. It is a well known and useful culinary substance.

SODA, NITRATE OF, *Sodæ Nitras, Natron nitricum, Al'kali minera'lè nitrat'um, Nitrum Cubicum, Nitrate of protoxide of Sodium, Protonitrate of Sodium, Nitrum Rhomboid'alè, Nitras Natricum, Salp'etra*. Its virtues are similar to those of the nitrate of potass, for which it has been substituted.

SODA, OXYMURIATE OF, Soda, chloride of.

SODA, PHOSPHATE OF, S. Phosphor'a'ta, *Sodæ phosphas, Subphosphate of protoxide of Sodium, Phosphas Natricum, Natrum Oxyphosphorodes, Subprotophosphate of Sodium, Subphosphate of Soda, Sal mirabilè perl'atum, Tribasic phosphate of Soda, Alkali minera'lè phosphor'atum, Tasteless purging salt, (F.) Phosphate de Soude, Sel admirable perlé*. (Bone burnt to whiteness and powdered; ℥x; Sulphuric acid, ℥vj; Carbonate of soda, q. s. Mix the bone with the acid in a covered vessel, add a gallon of water, and stir. Digest for three days, occasionally adding a little water to that lost by evaporation, and frequently stirring the mixture. Pour in now a gallon of boiling water, and strain through linen, gradually adding more boiling water, until the liquor passes nearly tasteless. Set the strained liquor by, that the dregs may subside; from which pour off the clear solution, and boil down to a gallon. To this solution, poured off from the dregs and heated in an iron vessel, add by degrees the carbonate of soda previously dissolved in hot water, until effervescence ceases, and the phosphoric acid is completely neutralized; then filter the liquor, and set it aside to crystallize. Having removed the crystals, add, if necessary, a small quantity of carbonate of soda to the liquor, so as to render it slightly alkaline; then alternately evaporate and crystallize so long as crystals are produced. Lastly, preserve the crystals in a well stopped bottle,—Ph. U. S.) Cathartic, in the dose of from ʒss to ʒj.

SODA, PHOSPHATE OF, TRIBASIC, S. Phosphate of.

SODA, SUBCARBONATE OF, *Sodæ Subcarbonas, Sodæ Carbonas* (Ph. U. S.), *Subcarbonate of protoxide of Sodium, Mephite of Soda, Natron præpar'atum, Sal Soda, Salt of Soda, Flos Salis, Sagi'men Vitri, Salt of Baril'la, Sal al'kali, Carbonas Sodæ* of some, (F.) *Sous-carbonate de Soude*. The impure subcarbonate, dissolved in water; the solution filtered and crystallized. Soluble in two parts of water at 60°. It is much used as an antacid; and also as a deobstruent in scrofulous and other affections. Dose, gr. x to ʒss.

The dried Subcarbonate of Soda, *Sodæ Subcarbonas exsiccata, Sodæ carbonas exsiccatus, Carbonas Sodæ sicc'atum*, (F.) *Sous-carbonate de Soude desséché*, is employed as an antacid and lithoniptic. Dose, gr. x to xv.

SODA, SUBPHOSPHATE OF, S. phosphate of.

SODA, SULPHATE OF, *Sodæ Sulphas, Natron vitriol'atum, Sal catharticus Glaube'ri, Al'kali minera'lè sulphur'icum, Natrum sulphur'icum, Soda vitriola'ta, Sulphas natricus, Sal mirabilis Glaube'ri, Aperient Salt of Frederick, Glauber's Salts, (F.) Sulfate de Soude*. Obtained from the salt that remains after the distillation of muriatic acid; the superabundant acid being saturated with subcarbonate of soda. It is soluble in three parts of water at 60°; is purgative, and, in small doses, diuretic. Dose, ʒvj to ʒx.

The *Lympington Glauber's Salts* is a Sulphate of Magnesia and Soda, and is obtained from the mother liquor of sea-water, or by dissolving Epsom salt in a solution of Glauber's salt.

SODA, TARTRATE OF, *Tartrate of potass and Soda, Soda Tartariz'ata, Tartarized Soda, Sal Rupellen'sis, Rochelle Salt, Sal Polychres'tum Seignet'ti, S. Seignette's, Seignette's Salt, Natron tartariz'atum, Tartris potas'sæ et Sodæ, Sodæ et Potas'sæ Tartras* (Ph. U. S.). *Sodæ potassio-tartras, Tartras Potas'sæ et Sodæ, Tartrate de potasse et de Soude*. (Sodæ subcarb., p. 1; potass. supertart., p. 3; aq. fer., p. 15. Dissolve the subcarbonate in water; and add, gradually, the supertartrate. Filter the solution and crystallize.) It is a gentle cathartic. Dose, ʒss to ʒj.

SODA, URATE OF, Urate of Soda—s. Vitriolata, S. sulphate of—s. Water, Acidulous water, simple.

SODÆ ACETAS, Soda, acetate of—s. Biboras, Borax—s. Bicarbonas, Soda, carbonate of—s. Boras, Borax—s. Boras alcalescens, Borax—s. Boras supersaturus, Borax—s. Carbonas, Soda—s. Carbonas, Soda, Subcarbonate of—s. Carbonas exsiccatus, see Soda, subcarbonate of—s. Carbonas impurus, Soda—s. Chloras, Soda, chlorate of—s. Hyposulphis, Hyposulphite of soda—s. Murias, Soda, muriate of—s. Nitras, Soda, nitrate of—s. Phosphas, Soda, phosphate of—s. et Potassæ tartras, Soda, tartrate of—s. Potassio-tartras, Soda, tartrate of—s. Subboras, Borax—s. Subcarbonas impura, Soda.

SODII AURO-TERCHLORIDUM, see Gold—s. Chloridum, Soda, muriate of—s. Chloruretum, Soda, muriate of.

SODIUM, *Nat'rium, Natro'nium*. The metallic basis of soda.

SODIUM, CARBONATE OF, PROTOXIDE OF, *Sodæ carbonas*—s. Chloride of, Soda, muriate of—s. *Chlorure de, Sodæ murias*—s. *Chlorure d'Oxide*

de, Soda, chloride of—s. Protonitrate of, Soda, nitrate of—s. Protoxide of, hydrochlorate of, Soda, muriate of—s. Protoxide of, Soda—s. Protoxide of, nitrate of, Soda, nitrate of—s. Protoxide of, phosphate of, Soda, phosphate of—s. Protoxide of, subcarbonate of, Soda, subcarbonate of—s. Quadri-chloruret of, Soda, muriate of—s. Subborate of protoxide of, Borax—s. Subprotoborate of, Borax—s. Subprotophosphate of, Soda, phosphate of.

SODOMA GALLORUM, Syphilis.

SODOMIA, Buggery.

SODOMY, Buggery.

SOFTENING, Mollities.

SOI-POUR-SOI, Homœozygy.

SOIE, Sericum.

SOIF, Thirst—s. *Excessive*, Polydipsia.

SOL, Gold.

SOLANUM INTESTINORUM, Pimpinella anisum—s. Scabiosorum, Furaria.

SOL'ANOID, *Solanoides*; from *solanum*, 'the potato,' and *oides*, 'resemblance.' Resembling a potato; potato-like. An epithet applied to a form of cancer, which appears to be intermediate between scirrhous and encephaloid, increasing more rapidly than the former, yet approaching it in firmness.

SOLA'NUM, *S. nigrum*, *S. vulgare*, *Common Nightshade*, *Garden Nightshade*, (F.) *Morelle à fruit noir*. Family, Solanææ. Sex. Syst. Pentandria Monogynia. A narcotic poison.—The *Huile de Morelle* is made, by macerating in oil, for several days, the leaves and fruit of this plant. The oil is anodyne and discutient.

SOLANUM DULCAMA'RA, *Dulcamara*, *Solanum Scandens*, *Glyciphyros*, *Ama'ra dulcis*, *Solanum lignosum*, Στρογγυρος of Theophrastus, *Bittersweet*, *Woody Nightshade*, *Bittersweet Nightshade*, *Bittersweet Vine*, *Nightshade Vine*, *Violet bloom*, (F.) *Douce-amère*, *Morelle grimpante*. The taste of the stalks is bitter, followed by sweetness; hence its name. It has been used in many diseases, as a diuretic and sudorific, especially in chronic rheumatism, humoral asthma, dropsy, various skin diseases, scrofula, and jaundice. Dose, in powder, ℥j to ℥j.

SOLANUM ESCULENTUM, *S. tuberosum*—s. *Fætidum*, *Datura stramonium*—s. *Furiosum*, *Atropa belladonna*—s. *Lethale*, *Atropa belladonna*—s. *Lignosum*, *S. dulcamara*.

SOLANUM LYCOPE'RICUM; the *Love-apple plant*. The fruit of this, called *Toma'to* or *Love-apple*, (F.) *Pomme d'Amour*, is much eaten in the United States; and, with the French, Spaniards, Portuguese, &c., forms an esteemed sauce.

SOLANUM MAGNUM VIRGINIANUM RUBRUM, *Phytolacca decandra*—s. *Maniacum*, *Atropa belladonna*—s. *Maiacum*, *Datura stramonium*—s. *Melanocerasus*, *Atropa belladonna*.

SOLANUM MELON'GENA, *Molongena*, *Egg-plant*, *Mud Apple plant*; (F.) *Aubergine*. A native of Asia, Africa, and America. Its oblong, egg-shaped fruit, *Pomum Melon'genæ*, *Makum insa'num*, is prepared in soups and sauces in those countries, like the tomato.

SOLANUM NIGRUM, *Solanum*—s. *Racemosum Americanum*, *Phytolacca decandra*—s. *Scandens*, *S. Dulcamara*.

SOLANUM SANCTUM; the *Palestine Nightshade*. The fruit of this is globular, and is much eaten in the countries where it is a native.

SOLANUM TUBEROS'UM, *Bata'bas*, *Solanum esculentum*, *Papas America'nus*, *Pappus America'nus*, *America'num Tuberosum*, *Batta'ta Virginia'na*; the *Pota'to*, (F.) *Pomme de Terre*. A native of Peru. A nutritious and wholesome vegetable; one of the most useful, indeed, that exists. One hundred pounds of potatoes afford ten pounds of starch, which is equal to arrow-root, as a nutrient and demulcent. It is called *Potato Flour*, *P. Starch*, *French Sago*, *Petit Sague*, *Common Arrow-root*, &c.

SOLANUM URENS, *Capsicum annum*—s. *Vesicarium*, *Physalis*—s. *Vulgare*, *Solanum*.

SOLAR, *Sola'ris*, from *sol*, 'the sun.' Relating to the sun; having rays like the sun.

SOLAR PLEXUS, *Plexus sola'ris*, *Centrum commu'nè*, *Cer'ebrium abdomina'le*. A collection of ganglions and filaments, interweaving and anastomosing with each other repeatedly, and belonging to the system of the great sympathetic. This vast plexus, lying on the vertebral column, the aorta, and the pillars of the diaphragm, has a very irregular shape. The ganglions and filaments composing it are soft, reddish, and almost all issue from the semilunar ganglions. It receives, also, branches from the pneumogastric. It seems to be chiefly intended for the aorta, and accompanies all its branches; furnishing many secondary plexuses, which are called the *infra-diaphragmatic*, *caliac*, *superior mesenteric*, *inferior mesenteric*, *renal* or *emulgent*, *spermatic*, &c.

SOLDANELLA, *Convolvulus soldanella*.

SOLDIERS' WEED, *Matico*.

SOLE, *Solum*, *Solea*, *Basis cor'poris*, *Ichnus*, *Superfic'ies planta'ris pedis*, *Peti'na*, *Vestig'ium*, *Ped'ion*, *Peza*, *Pelma*, *Planta'ris superfic'ies pedis*, *Fa'cies conca'va seu infe'rior seu Plannum seu Conca'vum seu Pars infe'rior seu Planit'ies seu Planta seu Vola pedis*, (F.) *Plante du Pied*. The sole of the foot; the under surface of the foot.

SOLEA, *Sole*.

SOLEAIRE, *Soleus*.

SOLEN, *Cradle*, see *Vertebral column*.

SOLENARIUM, from *σωλην*, 'a canal.' (An instrument of surgery, representing a kind of gutter, in the cavity of which the penis was placed, like a limb in a *cradle*.—Galen. The word *Solen* itself—σωλην, *Canalis*—was used, in antiquity, for a grooved channel, in which a fractured limb was placed.)

SOLE'US, *Gastrocnemius inter'nus*, *Tibio-calcanæa*, (Ch.); (F.) *Sola'ire*, from *solea*, 'a sole of a shoe.' A muscle situate at the posterior part of the leg. It is broad, flat, and almost oval; and is attached, above, to the posterior edge of the fibula, to the oblique line on the posterior surface, and to the inner edge of the tibia. It terminates, below, by a large tendon, which unites to that of the gastrocnemius externus, to form the *tendo Achillis*. This muscle extends the foot on the leg, and conversely.

SOLID, *Sol'idus*, *Ste'reos*. A body whose integument molecules are so united by the force of cohesion, that they will not separate by their own weight. The solids, in the human body, are the bones, cartilages, tendons, muscles, ligaments, arteries, veins, nerves, membranes, skin, &c. The anatomy, or rather study of the solids, is called *Stereol'ogy*, from *στερεος*, 'solid,' and *λογος*, 'a discourse.'

SOLIDAGO, see *Solidago virgaurea*.—s. *Saracenicæ*, *S. virgaurea*.

SOLIDA'GO VIRGAUREA, *Virga aurea*, *Herba do'ra*, *Conyza coma aurea*, *Symphytum Petraeum*, *Elich'rysum*, *Consolida* seu *Solida'go Saracenicæ*, *Golden rod*. *Nat. Ord.* Compositæ *Corymbifera*. *Sez. Syst.* Syngenesia *superflua*. (F.) *Verge d'or*. The leaves of *Solida'go odo'ra*—*Solida'go* (Ph. U. S.)—and the flowers have been recommended as aperients and tonics, in urinary diseases, and in internal hemorrhage.

SOLIDISM, *Pathologia solidaris*. The doctrine of those physicians who refer all diseases to alterations of the solid parts of the body. To the believers in this doctrine, the appellation *Solidists* has been given. The solidists think that the solids alone are endowed with vital properties; that they alone can receive the impression of morbid agents, and be the seat of pathological phenomena. Solidism has been the prevalent doctrine until recently. It is scarcely necessary to say, that in all our investigations, the condition of both solids and fluids must be regarded.

SOLIUM, *Baignoire*, *Tænia solium*.—s. *Pedis*, *Metatarsus*.

SOLUBILITY, *Solubilitas*, from *solvere*, *solutum*, 'to dissolve.' That property of a body by virtue of which it can be dissolved in a menstruum.

TABLE OF THE SOLUBILITY OF SOME SUBSTANCES IN WATER.

NAMES OF SALTS.	Solubility in 100 parts water.	
	at 60°	at 212°
<i>Acids.</i>		
Benzoic,.....	0.208	4.17
Citric,.....	133	200
Oxalic,.....	50	100
Tartaric,.....	very soluble	
<i>Salts.</i>		
Acetate of Potass,.....	100	
Soda,.....	35	
Carbonate of Ammonia,.....	50	
Magnesia,.....	2	
Potass,.....	25	
Soda,.....	50	
Chlorate of Potass,.....	6	40
Soda,.....	35	35
Muriate of Ammonia,.....	33	100
Lime,.....	200	
Magnesia,.....	100	
Potass,.....	33	
Soda,.....	35.42	36.16
Nitrate of Potass,.....	14.25	100
Soda,.....	33	100
Phosphate of Soda,.....	25	50
Sulphate of Ammonia,.....	50	100
Copper,.....	25	50
Iron,.....	50	100
Magnesia,.....	100	133
Potass,.....	6.25	20
Soda,.....	37	125
Subborate of Soda,.....	8.4	16.8
Super sulphate of Potass,.....	5.0	100
Supertartrate of Potass,.....	1.5	3.3
Tartrate of Potass,.....	25	
Tartrate of Potass and Soda,.....	20	
Antimony and Potass,.....	6.6	13

SOLUM, *Sole*.

SOLUTIO, *Solution*.—s. *Alexiteria Gaubiana*, see *Disinfection*.—s. *Ammonia subcarbonatis*, *Liquor ammonia subcarbonatis*.—s. *Arsenicalis*, *Liquor arsenicalis*.—s. *Arsenicata*, *Liquor arsenicalis*.—s. *Arsenitis kalicæ*, *Liquor arsenicalis*.—s. *Calcis*, *Liquor calcis*.—s. *Camphoræ æthereæ*, *Tinctura æthereæ camphorata*.—s. *Camphoræ oleosa*, *Linimentum camphoræ*.—s. *Con-*

tinni, *Solution of continuity*.—s. *Ferri nitratis*, see *Tinctura ferri muriatis*.—s. *Guaiaci gummosa*, *Mistura guaiaci*.—s. *Muriatis baryte*, *Baryta*, *muriate of*.—s. *Muriatis calcis*, see *Calcis muriatis*.—s. *Muriatis ferrici æthereæ*, *Tinctura seu alcohol sulfurico-æthereus ferri*.—s. *Muriatis hydrargyri oxygenati*, *Liquor hydrargyri oxy-muriatis*.—s. *Potassii iodidi iodureta*, *Liquor iodini compositus*.—s. *Resinæ guaiaci aquosa*, *Mistura guaiaci*.—s. *Subcarbonatis ammoniaci spirituosæ*, *Spiritus ammoniaci*.

SOLUTIO SULPHATIS CUPRI COMPOSITA, *Aqua vitriolice caruleæ*, *Sydenham's Styptic Water*. (*Sulph. cupri*, ℥ij, *alum.*, acid. *Sulph.*, āā ℥ij, *aqua*, ℥viij; dissolve, and filter.)

SOLUTION, *Solutio*, *Lysis*, (F.) *Dissolution*. An operation which consists in dissolving a solid body in a menstruum. Likewise, the product of such operation. It means, also, with many, the termination of a disease:—with others, a termination accompanied by critical signs;—and, with others, again, it is synonymous with crisis.

SOLUTION OF ACETATE OF AMMONIA, *Liquor ammonia acetatis*.—s. of *Acetate of morphia*, *Liquor morphia acetatis*.—s. *Alkaline*, see *Fulgokali*.—s. of *Alkaline iron*, *Liquor ferri alkalinus*.—s. of *Alum compound*, *Liquor aluminis compositus*.—s. of *Ammoniated copper*, *Liquor cupri ammoniati*.—s. *Arsenical*, *Liquor arsenicalis*.—s. of *Charcoal, concentrated*, see *Tinctura catechu*.—s. of *Chlorinated soda*, *Liquor sodæ chlorinatæ*.—s. of *Citrate of potassa*, *Liquor potassæ citratis*.

SOLUTION OF CONTINUITY, *Solutio continui*. Any division of parts previously continuous;—as a wound, a fracture, &c.

SOLUTION OF CORROSIVE SUBLIMATE, *Liquor hydrargyri oxy-muriatis*.—s. *Donovan's*, see *Arsenic and Mercury, Iodide of*.—s. *Fowler's*, *Liquor arsenicalis*.—s. of *Hydriodate of potass*, *Liquor potassæ hydriodatis*.—s. of *Iodide of iron*, *Liquor ferri iodidi*.—s. of *Iodine compound*, *Liquor iodini compositus*.—s. of *Iron, nitrated*, see *Tinctura ferri muriatis*.—s. *Labarraque's*, *Eau de Javelle*.—s. of *Lime*, *Liquor calcis*.—s. *Lugol's*, *Liquor iodini compositus*.—s. of *Magnesia, condensed*, *Magnesia, fluid*.—s. of *Monro*, *Liquor of Monro*.—s. of *Oxymuriate of mercury*, *Liquor hydrargyri oxy-muriatis*.—s. *Plenck's*, see *Hydrargyri oxydum cinereum*.—s. *de Potasse*, *Liquor potassæ*.—s. of *Potass*, *Liquor potassæ*.—s. of *Subacetate of lead*, *Liquor plumbi subacetatis*.—s. of *Subacetate of lead, diluted*, *Liquor plumbi subacetatis dilutus*.—s. of *Subcarbonate of potass*, *Liquor potassæ subcarbonatis*.—s. of *Sulphate of morphia*, *Liquor morphia sulphatis*.—s. of *Tartarized antimony*, *Vinum antimonii tartarizati*.—s. of *Van Swieten*, *Liquor hydrargyri oxy-muriatis*.

SOLUTIVUS, *Laxative*.

SOLVENS, *Solvent*.—s. *Minerale*, *Liquor arsenicalis*.

SOLVENT, *Solvens*, (F.) *Fondant*, from *solvere*, 'to dissolve.' A medicine supposed to possess the property of dissolving or removing obstructions and extraneous substances. Thus we have *solvents* of the stone in the bladder, &c.

SOLVENT, MINERAL, *Liquor arsenicalis*.

SOLVENTS, *Dissolventia*.

SOMA, *Body, Corpus*.

SOMACETICS, *Gymnastics*.

SOMATIC, *Somat'icus*; from *σωμα*, 'the body.' That which concerns the body;—as *somatic* death, or death of the body, in contradistinction to *molecular* death or the death of a part.

SOMATOL'OGY, *Somatolog'ia*, from *σωμα*, 'the body,' and *λογος*, 'a discourse.' A treatise on the human body. Anatomy.

SOMATOTOMY, Anatomy.

SOMMEIL, Sleep.

SOMNAM'BULISM, *Somnambula'tio*, *Hypnobat'is*, *Hypnobuta'dis*, *Hypnobati'a*, *Rhembas'mus*, *Lunatis'mus*, *Hyponer'gia*, *Selenoga'mia*, *Nyctobute'sis*, *Autonyctobati'a*, *Seleni'asis*, *Selenis'mus*, *Somnambulis'mus*, *Nyctob'is*, *Noctambula'tio*, *Noctambulis'mus*, *Nyctob'dia*, *Nyctoba'tiu*, *Siphita*, *Syphita*, *Paroni'ria ambulans*, *Noctisur'gium*, *Oneirodyn'ia octi'va*, *Somno-vigil*, *Sleep-walking*, from *somnus*, 'sleep,' and *ambulare*, 'to walk.' A condition of the brain which occasions the individual to execute, during sleep, some of those actions that commonly take place when awake. It has been imagined that the somnambulist is guided solely by his internal senses; but there are many facts which induce the belief that the external senses are not always entirely suspended. The causes of somnambulism are very obscure; and the principal indication of treatment is,—to arrange the bed-chamber of the somnambulist, that he cannot get out of it during sleep; and to avoid suppers, as well as all bodily and mental excitement.

SOMNAMBULISM, **MAGNET'IC OR ARTIFIC'IAL**, *Somnambulis'mus artificialis*, *Cataph'ora magnet'ica*, is that peculiar nervous condition, into which individuals have been occasionally thrown by the *Animal Magnetizer*. It has occurred only in those of weak nervous temperament; in hysterical females, &c.

SOMNAMBULISMUS, Somnambulism—s. Artificialis, Somnambulism, magnetic.

SOMNAM'BULIST, *Somnam'bulus*, *Hypnob'ates*, *Noctam'bulus*, *Lunatis'cus*, *Noctam'bulo*, *Somnam'bulo*. A sleep-walker.

SOMNAMBULO, Somnambulist.

SOMNIA'TIO, from *Somnium*, 'a dream.' The act of dreaming.

SOMNATIO MORBOSA, *Oneironosus*—s. in *Statu Vigili*, Hallucination.

SOMNIF'EROUS, *Som'nifer*, *Soporifer*, *Hypnot'icus*, *Hypnopais*, *Soporati'vus*, *Soporific*, *Soporif'erous*. A medicine which causes sleep.

SOMNLO'QUIUM, *Somniloquis'mus*, *Somniloquis'm*, from *somnus*, 'sleep,' and *loquor*, 'I speak.' Talking in the sleep.

SOM'NIUM, *Enyph'nos*, *Insom'nium*, *a Dream*, (F.) *Rêve*, *Songe*. A confused assemblage, or accidental and involuntary combination of ideas and images, which present themselves to the mind during sleep. Dr. S. Mitchell, of New York, used the word *Somnium* to signify the state between sleeping and waking, in which persons perform acts of which they are unconscious.

For 'waking dreams,' see Hallucination.

Those distressing dreams which occur during a state of half sleep, are called, by the French, *Répasseries*.

SOMNO-VIGIL, Somnambulism.

SOMNOLENCY, *Somnolen'tia*, *Hypnæsthe'sis*, *Hypno'dia*, *Dormita'tio*, *Heaviness*,

Carus Lethar'gus Cataph'ora, *Cataphora*, *Coma Somnolent'um*, *Caro'sis*, *Slumber*, (F.) *Assoupissement*. Sleepiness. Also a state intermediate between sleeping and waking. It is often a symptom of disease.

SOMNUS, Sleep.

SOMP'NUS, Sleep.

SON, Furfur, Sound.

SONCHUS OLERA'CEUS, *Cicer'bita*, *Sora Thistle*, (F.) *Laïteron doux*. Family, Cichoraceæ. Most of the species of *Sonchus* abound with a milky juice, which is very bitter, and said to possess diuretic virtues.

SONDE, Sound, Specillum—s. *Cannêlée*, Director.

SONDE D'ANEL. A very fine stylet of silver, awl-shaped at one end. It is used for probing the lachrymal passages through the punctum lachrymale.

SONDE DE BELLOC. An instrument invented by Belloc for plugging the nasal fossæ, in cases of hemorrhage. It consists of a curved silver canula, open at both ends, and furnished with a button. The instrument is passed through the nares to the throat; and a plug is attached to the button, so that, when the instrument is drawn forwards through the nose, the posterior nostril is stopped.

SONDE BRISÉE (F.), *Eyed probe*. A long, straight stylet, composed of two parts, which may be screwed to each other; blunt at one end, and furnished at the other with an eye, so that it may be used either as a probe for punctured wounds, or for a seton needle.

SONDE À CONDUCTEUR, (F.). A modification of the ordinary catheter;—to facilitate the changing of catheters, without the fear of making false passages. It is a common catheter, open at its beak. The *Stylet* or *Mandrin* is one half longer than that of the ordinary catheter. To use the instrument, the stylet is pushed into the cavity of the bladder through the catheter. The latter is then withdrawn by slipping it over the stylet, which is kept in its place, and serves as a guide to a fresh catheter.

SONDE DE LAFOREST. A small, crooked canula, used for probing the nasal duct from below upwards, and for throwing injections into it.

SONDE ou PINCE DE HUNTER. A cylindrical silver canula; of the size of a common catheter; open at both extremities, and containing a wire of iron, one of the ends of which is split into two parts; each being terminated by a small silver scoop, and separating from each other by virtue of their elasticity, when pushed out of the canula, and again approximating when drawn in. It has been used for laying hold of small calculi in the urethra.

SONDE DE VARECQ, Soda.

SONGE, Somnium.

SONITUS AURIUM, *Tinnitus aurium*—s. *Fluidi*, *Hyg'rechema*—s. *Hepaticus*, *Hepatechema*—s. *Intestinalis*, *Enterechema*—s. *Stomachicus*, *Gasterechema*.

SONUS, Sound—s. *Vocis*, *Accent*.

SOOJA, see *Dolichos*.

SOOT, *Fuligo*—s. *Tea*, see *Fulgigali*—s. *Wart*, *Cancer*, *chimney-sweeper's*.

SOPHIA, *Sisymbrium sophia*—s. *Chirurgorum*, *Sisymbrium sophia*.

SOPHISTICATIO, *Falsificatio*.

SOPHORA HEPTAPHYLLA, *Antichorica*. Family, Leguminosæ. *Sez. Syst.* Decandria Monogynia. The root and seeds of this shrub are intensely bitter, and are said to have been found useful in cholera, colic dysentery, &c.

SOPHORA TINCTORIA, *Baptisia tinctoria*, *Podalyria tinctoria*, *Indigofera*, *Wild Indigo*, *Indigæ Weed*, *Broom*, *Indigo Broom*, *Horsefly Weed*, *Yellow Broom*, *Clover Broom*, *Rattle Bush*, *Yellow Indigo*. An American plant, the taste of whose root is unpleasant, subacid, and nauseous—very similar to ipecacuanha. In a large dose, the bark of the root acts both as an emetic and cathartic. It has been considered antiseptic and febrifuge, and has been used, in the form of fomentation or cataplasm, in phagedenic and gangrenous ulcers. A liniment, prepared by simmering the *cortical part* of the root in cream, has been found an efficacious application to sore nipples and to ulcerated breasts.

SOPHRONISTÆ DENTES, see Dentition.

SOPHRONISTERES DENTES, see Dentition.

SOPHROSINE, Temperance.

SOPHENS, Paregoric.

SOPHO, Opium.

SOPOR. A profound sleep, from which the person can be roused with difficulty. It is a symptom in many of the neuroses.

SOPOR CAROTICUS, Carus.

SOPORARIÆ ARTERIÆ, Carotids.

SOPORATIVUS, Somniferous.

SOPORIFER, Somniferous.

SOPORIFIC, Somniferous.

SORA, Essera.

SORB TREE, *Sorbus domestica*.

SORBASTRELLA, *Pimpinella saxifraga*.

SORBEFACIENS, *Sorbefaciens*, from *sorbere*, 'to suck in,' and *facere*, 'to make.' A remedy that promotes absorption.

The following are the chief sorbefacients:—Acida Vegetabilia; Alkalia; Ammoniacum; Brominum; Galbanum; Hydrargyri Præparata; Iodinum; Liquor Calcii chloridi; Spongia usta; Compression, (methodical); Friction; Mental Sorbefacients, (Imagination, Emotions.)

SORBETHUM, Sherbet.

SORBETTUM, Sherbet.

SORBETUM, Sherbet.

SORBIER DES OISELEURS, *Sorbus acuparia*.

SORBITIO, Jus.

SORBITIO CARNIS seu Ex CARNE. Broth or soup made of meat.

SORBITUM, Jus.

SORBUM, see *Sorbus domestica*.

SORBUS, *Cratægea aria*, *S. domestica*.

SORBUS ACUPARIA, *Mespilus*, *Mountain Service*, *Mountain Ash*, *Quicken Tree*, *Roan Tree*, (F.) *Sorbier des Oiseleurs*. The berries of this tree are employed for similar purposes as the last.

SORBUS DOMESTICA, *Sorbus*, *Oie*, *Service* or *Sorb Tree*, (F.) *Cormier*. Family, Rosaceæ. *Sez. Syst.* Icosandria Trigynia. The fruit of this tree, *Sorbum*, is astringent and has been recommended in diarrhœa and dysentery. It is given in the form of rob. A kind of cider is made from it, and also brandy.

SORDES, *Rhypos*. A dirty-looking sanies, discharged from ulcers. Also, accumulations of the secretions of the mouth, on the teeth in

adynamic fevers more especially, and of foul matters in the stomach.—*Sordes primarum viarum*, *Rhypparia*. The French call an ulcer, exhibiting such an appearance, *sordid*. Also dirt of any kind.

SORDES, Ichor, Saburra—s. Acidæ, Acidities—s. Aurium, Cerumen—s. Primarum viarum, *Embarras gastrique*, see *Sordes*—s. Ventris, Excrement.

SORDICULÆ AURIUM, Cerumen.

SORE, Ulcer.

SORE, BAY. A disease which Mosely considers to be a true cancer. It is endemic in the Bay of Honduras.

SORE MOUTH, Stomatitis—s. Clergyman's, Pharyngitis, follicular—s. Gangrenous, Cancer aquaticus—s. Inflammatory, Cynanche tonsillar—s. Putrid, Cynanche maligna—s. Throat, Cynanche—s. Throat, ulcerous, Cynanche maligna.

SORENESS, from Teut. *seer*, (G.) *Sehr*, 'very,' Sax. *ȝap*, *Parap'sis acris teneritudo*. Painful uneasiness or tenderness, local or general, on being touched with a pressure that does not usually excite distressing feeling. Often, a febrile symptom. Also, the tenderness of a wound, ulcer, &c.

SORGHUM, *Panicum Italicum*.

SOROCCO, Puna.

SOROCHE, Puna.

SORORATIO. The period at which the breasts of the female become developed. The act of becoming thus developed. A young maiden, whose mammæ begin to show, was formerly called *sororians virgo*.—Plautus.

SORREL, COMMON, *Rumex acetosa*—s. French, *Rumex scutatus*—s. Garden, *Rumex scutatus*—s. Mountain, *Oxalis acetosella*, *Oxyria reniformis*—s. Salt of, Potass, oxalate of—s. Roman, *Rumex scutatus*—s. Tree, *Andromeda arborea*—s. White, *Oxalis acetosella*—s. Welsh, *Oxyria reniformis*.

SOSTRUM, improperly *Sotrum*; from *σωτηριον*, 'to save.' A reward given to one who saves the life of another. A physician's fee or honorarium.

SOTERIA DOCTRINA, Medicina.

SOTERIÆ AQUÆ, Waters, mineral.

SOTIRELLA. Ancient name of a medicine composed of opium, several narcotics, nutmeg, saffron, camphor and soot. It was used in certain diseases of the teeth.

SOTRUM, Sostrum.

SOUBRESAUT, Subsultus tendinum.

SOUCHERLOON, Bit noben.

SOUCHE DES INDES, *Curcuma longa*—s. Odorant, *Cyperus longus*—s. Rond, *Cyperus rotundus*.

SOUCI, *Calendula officinalis*, *Panophobia*—s. des Champs, *Calendula arvensis*—s. Ordinaire, *Calendula officinalis*.

SOUDE, Soda—s. Acetate de, Soda, acetate of—s. Aéré, Sodæ carbonas—s. Borate de, Borax—s. Borate sursaturé de, Borax—s. Carbonate de, Sodæ carbonas—s. Caustique, Soda caustica—s. à la Chaux, Soda caustica—s. Chlorure de, Soda, chloride of—s. du Commerce, Soda—s. Crayeuse, Sodæ carbonas—s. Effervescente, Sodæ carbonas—s. Hyposulfite de, Soda, hyposulphite of—s. Phosphate de, Soda, phosphate of—s. et de Potasse, Tartrate de, Soda, tartrate of—s. Pure, Soda caustica—s. Sous-borate de, Borax—s. Sous-carbonate de, Soda,

subcarbonate of—*s. Sulfate de, Soda, sulphate of.*

SOUFFLE, see Murmur, respiratory—*s. Amphorique*, see Cavernous respiration—*s. Métallique*, see Cavernous respiration—*s. Placentaire, Bruit placentaire*—*s. Tubaire*, see Murmur, respiratory—*s. Utérin, Bruit placentaire.*
SOUFFRE, Sulphur—*s. Sublimé*, Sulphur sublimatum.

SOUND, *Specillum, Stylus, Exploratorium, Radiotus*, (F.) *Sonde*. An instrument used by surgeons to discover whether there be a stone in the bladder. It is usually made of highly polished steel, and is shaped like the catheter. The operation is termed sounding.

The French *Sonde* has, however, a more extensive signification. It means different instruments introduced into cavities of certain organs, or into wounds, fistulas, &c., to investigate their condition; or to fulfil some therapeutical indication. See *Sonde*.

SOUND, Bruit—*s. Auricular, Apyromele*—*s. Bellows, friction, rasp, saw, lancet, &c.*, see *Bruit*—*s. Laryngeal, Laryngeche*.

SOUNDING, Searching, see Sound.

SOUPIR, Sigh.

SOUR BERRY, see Oxycantha Galeni, Vaccinium oxycoccos—*s. Dock, boreal, Oxuria reniformis*—*s. Leaf, Andromeda arborea*—*s. Tree, Andromeda arborea*—*s. Wood, Andromeda arborea*.

SOURCIL, Supercilium.

SOURCILIER, Corrugator supercillii, Superciliary.

SOURDS MUETS, see Mutitas surdorum.

SOURIS, Nictation.

SOUS-ACROMIO-CLAVI-HUMÉRAL, Deltoid—*s. Atoïdien, Subatloïdeus*—*s. Acoïdien, Subaxoïdeus*—*s. Clavier, Subclavus*—*s. Costaux, Intercostal*—*s. Cutané, Subcutaneous*—*s. Épineux, Infra-spinatus*—*s. Lingual, Sublingual*—*s. Maxillaire, Submaxillary*—*s. Maxillo-Labial, Depressor anguli oris*—*s. Mental, Submental*—*s. Métacarpo-latéri-phalangien, Prior annularis*—*s. Optico-sphéno-scléroticé, Rectus inferior oculi*—*s. Orbitaire, Suborbitar*—*s. Pubio-coccygien, Levator ani*—*s. Pubio-crém-tibial, Gracilis*—*s. Pubio-prétibial, Gracilis*—*s. Pubio-trochantérien-externe, Obturator externus*—*s. Pubio-trochantérien-interne, Obturator internus*—*s. Scapulaire, Subscapularis*—*s. Scapulo-trochimien, Subscapularis*—*s. Sels*, see Salt.

SOUTHERNWOOD, Artemisia abrotanum—*s. Field, Artemisia campestris*—*s. Maritime, Artemisia maritima*—*s. Tartarian, Artemisia santonica*.

SOWBREAD, Arthanita, Cyclamen.

SOY, see Dolichos soja.

SPA, MINERAL WATERS OF. A town seven leagues S. E. of Liège, where there are several springs, possessing a sharp acidulous taste; containing much carbonic acid, carbonates of iron, lime, and magnesia; carbonate of soda, and chloride of sodium. The water is much used as a tonic.

SPA WATER, ARTIFICIAL. *Sodæ subcarb.*, gr. viij; *magnesiæ carbon.*, ℥j; *imat. ferri.*, gr. iij; *sodii chlorid.*, gr. j; *aquæ*, Oij. Impregnate with gas from marble powder and sulph. acid., aa ℥x.

SPACE, INTERPEDUNCULAR, Tarini

pons—*s. Perforated, anterior, Locus perforatus anticus*—*s. Perforated, posterior, Tarini pons*.

SPADO, Castratus, Eunuch, Spasm.

SPAGYRIA, Chymistry.

SPAGYRISTS, from *παω*, 'I separate,' and *αυσίω*, 'I assemble;' because they reduced compounds into elements; and formed the latter into compounds (?). A sect of physicians, who pretended to account for the changes that occur in the human body in health and disease, in the same manner as the chymists of their day explained those of the inorganic kingdom.—*Medicîna Paracelsistica* seu *Spagyrica*, was likewise called *Hermetica*, because it was believed that the means of cure adopted in it had been found in the books of Hermes.

SPANÆMIA, from *σπας*, 'poor,' and *αιμα*, 'blood.' Poverty of the blood. Diminution in the quantity of fibrin and red corpuscles of the blood,—as where bleeding has been carried beyond certain limits.—Simon.

SPANDRAPUM, Sparadrapum.

SPANISH FLY, Cantharis.

SPANOPOGON, from *σπανος*, 'rare,' and *πωγων*, 'beard.' One who has lost his beard, or has a thin beard.

The Greeks called those who had little beard, or who had lost it, *Spanopogones*.

SPARADRAPA, Sparadrapum.

SPARADRAPIER. The name of a machine for spreading sparadraps. A *Plaster machine*. It consists of a table, with two raised pieces, movable, and furnished with points, by which the cloth can be stretched, and of a lamina or blade of metal to extend the plaster over it.

SPARADRAPUM, *Sparadrâpa, Sparadrâpus, Tela emplâstica, Spandara'pum*, (F.) *Sparadrap*. Any adhesive plaster spread upon linen or paper. The chief sparadraps are the following:—

SPARADRAPUM ADHESIVUM, *Adhesive Plaster*. A spread plaster of the *Emplastrum adhésivum*. It is also called *Strapping*.

English Court Plaster is a Sparadrap, (F.) *Taffetas agglutinatif, T. gommé, Taffetas d'Angleterre; Sericum anglicum, Emplastrum Anglicum, E. Anglica'num, E. Adhésivum Woodstock'ii, E. Ichthyocol'æ tela indutum, E. Glutinosum, Tela Ichthyocol'æ glutinans, Isinglass Plaster*. It is made by stretching black silk, and brushing it over with a solution of isinglass ℥j, in proof spirit, ℥xij, to which tinct. benz. ℥ij, are added. When dry, this is repeated five times; after this, two coats are given it of a solution of tereb. Chia ℥iv, in tinct. benz. ℥vj, which renders it less liable to crack.

Liston's Isinglass Plaster is made by spreading several coats of strong solution of isinglass in weak spirit over oiled silk, or, still better, over animal membrane previously prepared for the purpose from the peritoneal coat of the cæcum of the ox.

SPARADRAPUM PRO FONTICULIS, *Issue Plaster*, is sometimes made of simple diachylon, lbij; *Burgundy pitch*, and *sarcocolla*, each ℥iv; common turpentine, ℥j. Spread upon linen and polished with a moistened calendering glass rubber.

SPARADRAPUM SEU TELA GALTERI, *Defensive Plaster*, (F.) *Toile de Gautier*. This is made of olive oil, lbss; suet, ℥iv; wax, ℥x; litharge,

common turpentine, thus and mastick, ἀά ζῖj; bole armeniac, flour, ἀά ζῖj. Pour it, while liquid, upon cloth, and spread. Used for issues and to keep on dressings.

SPARADRA'PUM VESICATO'RIMUM. Several substances have been introduced as substitutes for blistering plaster, (see Emplastrum Lyttæ,) under the names—*Tela vesicato'ria*, *Blistering Tissue*, &c., and other forms of which are the *Taffetas vesicant*, *Papier épispastique*, *Taffetas épispastique*. They are made of an ethereal or alcoholic extract of cantharides, or of cantharidin, mixed with wax and spread, in a very fine layer, on silk or paper previously oiled or waxed. They are efficient agents.

SPARADRAPUM VIR'IDĒ, *Corn Plaster*. This may be made of *yellow wax*, lbj; *Burgundy pitch*, ζῖxj; *common turpentine*, ζῖvj; *verdigris*, ζῖij; spread on cloth and polished.

Kennedy's Corn Plaster is made of *yellow wax*, lbj; *Venice Turpentine*, ζῖj; *verdigris*, ζῖj. SPARADRAPUS, Sparadrapum.

SPARAGMA, Laceration.

SPARAGMOS, Spasm.

SPARAGUS, Asparagus.

SPARAL'IUM, *Clyster uterinus*. An injection into the vagina.—Ruland and Johnson.

SPAREDIA. A ligature covered with the white of egg.—Paracelsus.

SPARGANON, *Sparaganum*, from σπαργω, 'I swathe, I wrap.' 'Swathing clothes;' a kind of bandage, with which children were formerly surrounded.—Foesius. Also, a fascia.

SPARGANO'SIS, *Spargo'sis*, *Intumescencia lactea mamma'rum*, *Mastodyn'ia polyg'ala*, from σπαργω, 'I am ready to burst.' Extreme distention of the breasts by milk. Sparganosis also means the wrapping of a child in swathing clothes.

SPARGANOSIS PUERPERARUM, Phlegmatia dolens.

SPARGANUM, Sparganon.

SPARROWGRASS, Asparagus.

SPARSUS, Sporadic.

SPARTIUM JUN'CEUM, *Spanish broom*. A small European shrub, cultivated in the gardens of the United States, on account of its yellow flowers. The seeds are diuretic and tonic, in small doses; emetic and cathartic in large. They have been used in dropsy—10 or 15 grains three times a day.

SPARTIUM SCOPA'RIMUM, *Cyt'isus scopari'us*, *Genista*, *Broom*, *Cytiso-genista*, (F.) *Génêt à balai*. Family, Leguminosæ. *Sex. Syst.* Diadelphia Decandria. *Broom Tops*, *Spartii Cucumina*, *Scopa'rius*, (Ph. U. S.)—have a bitter taste, and are possessed of diuretic properties. They have been used in dropsies. Dose, of the powder, ℞j to ℥j. All the genistæ have similar virtues. A decoction of the genista, along with the cauterization of the pustules under the tongue, has been recommended in hydrophobia.

SPASM, *Spasmus*, *Sparag'mos*, *Synol'cē*, *Spado*, from σπασω, 'I draw.' The Greeks gave this name to all kinds of convulsions. It is now usually applied to involuntary muscular contractions; and these, again, have been divided into *tonic spasm*, *Paraton'ia*, which consists in permanent rigidity and immobility of the muscles that are the seat of it, (see Tetanus); and *clonic spasm*, which consists in alternate contractions and relaxations, (see Convulsion.)

Cullen has a class, *Spasmi*—the *neurospasmi* of Fuchs.

SPASM, CLONIC, Convulsion—s. Cynic, see Canine laugh—s. of the Glottis, Asthma thymicum—s. of the Larynx, Asthma thymicum—s. with Rigidity, Tetanus.

SPASMATI'CUS, Spasmodicus.

SPASMATODES, Spasmodicus.

SPASME, DE LA GLOTTE ET DU THORAX, Asthma thymicum—s. *de la Vessie*, Cystospasmus.

SPASMI, see Spasm.

SPASMODES, Convulsive.

SPASMODIC, Spasmodicus.

SPASMOLOG'Y, *Spasmolog'ia*, from σπασμος, 'spasm;' and λογος, 'a treatise.' A treatise on spasms.

SPASMOLYGMUS, Singultus.

SPASMO'TICUS, *Spasmat'icus*, *Spasmatodes*, *Spas'ticus*, *Spasmod'ic*. Any thing relating to spasm. Also, an antispasmodic.

Morbi constricto'rii, *M. spasmot'ici*, &c., are diseases accompanied with spasm.

SPASMUS, Convulsion; Spasm—s. Aurium,

Otalgia—s. Caninus, see Canine laugh—s. Clonic, Convulsion—s. Cynicus, see Canine laugh

—s. Facialis, Tic—s. Glottidis, Asthma thymicum—s. Linguae, Glossospasmus—s. Maxillæ

inferioris, Trismus—s. Muscularis, Cramp—s. Musculorum Faciei, Canine laugh—s. Universalis, Synclonus—s. Ventriculi, see Cardialgia

—s. Vesicæ, Cystospasmus.

SPAS'NIA, same etymon. (?) A term, used by Mercurialis, to designate the lancinating pain, produced, at times, in the chest by violent fits of coughing.

SPASTICUS, Spasmodicus, Tonic spasm.

SPATHA, Hypaleiptron.

SPATHES'TER, from σπασω, 'I draw.' (?) A surgical instrument, used for drawing the prepuce over the glans, when too short.—P. Amman.

SPATHOMELE, Spatula.

SPATHULA, Scapula, Spatula—s. Fætida, Iria fætidissima.

SPATHYEMA FÆTIDA, Dracontium fætidum.

SPATILĒ, σπατιλη, 'human excrement.' A liquid fecal evacuation. Excrement.—Hippocrates.

SPATIUM ORIS, Mouth.

SPAT'ULA, *Spath'ula*, diminutive of *Spatha*, σπαθη, 'a broad-sword.' *Spathome'le*, *Spathill'um latum*. An instrument, used for spreading plasters, stirring ointments, holding down the tongue, &c. Also, the scapula.

SPATULA PRO ORE, Glossospatha.

SPEARWORT, Ranunculus flammula.

SPEAUTER, Zinc.

SPECIES, Powders, compound—s. Aromaticæ, Pulvis cinnamomi compositus—s. Diacinnamomi, Pulvis cinnamomi compositus—s. Diacretæ, Pulvis cretæ compos.—s. Diagalapæ, Pulvis jalapæ compositus—s. Diambrae sine odoratis, Pulvis cinnamomi compositus—s. Diatragacanthæ frigidæ, Pulvis tragacanthæ compositus—s. Hieræ picræ, Pulvis aloes cum canellâ—s. Lætificantes Rhazis, Pulvis cinnamomi compositus—s. e Scordio cum opio, Pulvis cretæ compositus cum opio—s. e Scordio sine opio, Pulvis cretæ compositus.

SPECIF'IC, *Specific'us*, from species, 'a form or fashion;' and facere, 'to make.' A substance to which is attributed the property of

removing, directly, one disease rather than any other. Probably no such remedy exists. *Mercury* in syphilis, and *sulphur* in the itch have been regarded as the strongest examples,

SPECIFICUM HERRENSCHWAND. A once celebrated German vermifuge. It is said to have consisted of 10 grains of *Gamboge*, with 20 of *Carbonate of Potassa*. It is affirmed, that mercury and arsenic have also been found in it.—Paris.

SPECIFICUM PARACELSI, Potassa sulphas.

SPECIL'UM, *Melè, Styhus, Explorato'rium*, from *specio*, 'I examine,'—*Specula'rium*, a probe. (F.) *Styilet, Sondè*. A surgical instrument, employed for examining wounds, fistulas, and for passing setons, &c. It is usually formed of silver; and is terminated, at one end, by an olive-shaped button. The *eyed probe* has an aperture at the other extremity.

SPECILLUM, Everriculum, Hypaleiptron, Sound—s. Auricularium, Apyromele—s. Cereum, *Bougie*—s. Excavatum, Stylus excavatus—s. Latum, Spatula—s. Minus, Melotis.

SPECLARION, Specillum.

SPEC'TACLES, from *spectare*, 'to behold;' *Conspicil'la*, (F.) *Besicles, Lunettes ordinaires, Conserves*. Glasses to assist the sight; arranged so as to be adapted to both eyes. These glasses are more or less *concave* or *convex*, according as the sight is more or less short, (*myopic*;) or long (*presbyopic*.) When the glass is adapted to one eye, it is called an *Eyeglass, Conspicil'lum, Perspicil'lum, Vitrum ocularè*.

SPECULA'RIS LAPIS. A transparent mineral, but of what nature is not clear, which was formerly employed in epilepsy. In old times it was used for glass.—Pliny.

SPEC'ULUM, *Cutopter, Cutopter, Dioptron*. In Latin, 'a mirror;' from *specio*, 'I see.' In *surgery*, it means different instruments for dilating cavities, and facilitating their examination. See Dilator. There are various instruments of this kind,—the *S. Ani, S. Vaginae, (Colpeurynter, Elytreurynter,)* *S. Matri'cis, S. Oculi, S. Oris* (F.) *Bailton,* *S. Gutturis, S. Vesticæ*.

SPECULUM CITRINUM, Orpiment—s. Indicum, Ferri limatura—s. Lucidum, Septum lucidum—s. Oris, Glossocatochus—s. Veneris, Achillea millefolium.

SPECUS, Vulva—s. Cordis, Ventricle of the Heart—s. Pro medullà spinali, see Vertebral column—s. Vertebralis, see Vertebral column.

SPEDALSKE, see Radzygè.

SPEDALSKHED, see Radzygè.

SPEECH, Voice, articulated.

SPEECHLESSNESS, Mutitas.

SPEEDIMAN'S PILLS, see Pilulæ aloes et myrrhæ.

SPEEDWELL, BROOKLIME, *Veronica beccabunga*—s. Female, *Antirrhinum elatine*—s. Official, *Veronica*—s. Water, *Veronica beccabunga*.

SPELTRUM, Zincum.

SPERAGUS, Asparagus.

SPERM, from *σπερμα*, 'I sow.' *Spermat'ic fluid* or *liquor, Sem'inal fluid, Seed, Semen, S. viri'le* seu *masculi'num* seu *genita'le, Sem'ini'um, Genita'le, Medul'la, Rytis'ma, Ros, Sanguis, Serum, Humor genita'lis* seu *sem'inal'is* seu *venè'reus, Uri'na genita'lis, Genitu'ra, Sperma, S. viri'le, Sperm'ium, Tho'rè, Tho'rus, Lac maris, Lagnè'a, Lagni'a, Lagneu'ma, Germen,*

Male's milk, Prop'agatory or *genital liquor, Vita'le virus, Vital* or *quicken'g venom*. A whitish, viscid fluid, of a peculiar smell, secreted by the testicles, whence it is carried by the vasa deferentia to the vesiculæ seminales, to be thrown into the vagina, during coition, through the ejaculatory ducts and the urethra. It is the fecundating fluid, and must come into actual contact with the germ of the female. The *Aura semi'nis, Gonau'ra* is incapable of effecting fecundation. The semen, at the time of emission, is composed of two different fluids; the one liquid and transparent, which is considered to be the secretion of the prostate,—the other, white, and as thick as mucilage; the product of the testicular secretion. The sperm contains, according to Vauquelin, 900 parts of water, 50 of animal mucilage, 10 of soda, and 30 of calcareous phosphate. The animal matter is peculiar, and by some termed *spermatin*.

Microscopic observations show that it contains *Spermatozoa*, or more properly *spermatozoids*, for their animalcular nature is questionable. By careful examination, other minute, round, granulated bodies may almost always be detected, which are in all cases much less numerous than the spermatozoa. These bodies are the *seminal granules*. Pure sperm, in its most perfect state, consists principally of seminal animalcules and seminal granules; both of which are enveloped in a small quantity of fluid, *liquor sem'inis*.

It has been imagined, but erroneously, that during coition, there is a secretion of *female sperm*—*Semen mulie'bre, Thelygonum*. The increased secretion that takes place is chiefly from the glands of Duverney.

SPERMA, Sperm—s. *Mercurii, Hydrargyri* acetatus.

SPERMA RANA'RUM, *Sperni'ola* seu *Sperni'olum* seu *Sperni'ola* seu *Sperni'olum rana'rum*. Frog's spawn. Once used in medicine.

SPERMACE'TI, Cetaceum—s. Whale, see Cetaceum.

SPERMACRASIA, Spermatorrhœa.

SPERMATACRASIA, Spermatorrhœa.

SPERMATACRATIA, Spermatorrhœa.

SPERMAT'IC, *Spermat'icus, Sem'inalis, Sem'inal*. That which relates to the sperm. A name given to different parts connected with the organs of generation.

SPERMATIC ARTERIES, *A. Spermat'icæ, A. præparan'tes*, (F.) *Artères testiculaires, A. de l'ovaire* (Ch.) are two in number;—one on each side,—and arise from the sides of the aorta, sometimes from the renal arteries. They descend, almost vertically, at the sides of the vertebral column, and are distributed differently in the two sexes. In man, the spermatic artery, situate at the side of the vas deferens, issues by the abdominal ring; gives numerous ramifications to the spermatic chord, and divides into two fasciculi of branches, one of which goes to the testicle,—the other to the epididymis. In the female, the spermatic artery, *ovarian artery*, dips into the pelvis, and passes to the ovarium, Fallopiian tube, and round ligament.

SPERMATIC CHORD, *Testic'ular Chord, Funic'ulus Spermaticus, Corpus varicosum*, (F.) *Cordon spermaticum* ou *testiculaire*. The vascular and nervous chord, by which the testicle is suspended. It is composed of the spermatic artery and veins; of other small vessels; of

lymphatics; of nervous filaments from the spermatic plexus, and from the genito-crural branch of the lumbo-abdominal plexus; of the vas deferens, and, very often, of a fibro-cellular chord, which unites the peritoneum to the upper part of the tunica vaginalis, and in which encysted hydrocele of the spermatic chord occurs. All these parts are united together by a very lax, cellular tissue, and surrounded by coats, which, reckoning from without, are;—1. The skin and cellular membrane. 2. A fibro-cellular membrane, formed by the fascia superficialis. 3. A very thin layer, formed by fibres of the cremaster muscle, united archwise before, and often also behind, the chord. 4. The proper sheath of the spermatic vessels, or the tubular prolongation furnished by the fascia transversalis to the chord, on a level with the superior orifice of the inguinal canal. The spermatic chord is commonly shorter on the right side than on the left; and of a different size in different individuals. It ascends, almost vertically from the superior margin of the testicle as far as the lower orifice of the inguinal canal; passes through this canal and enters the abdomen, crossing the epigastric artery. Here it forms an evident elbow, directing its course backward. At this part, also, the organs composing it separate from each other:—the vas deferens descending into the pelvis to pass behind the bladder;—the blood-vessels and lymphatics ascending towards the lumbar region, &c.

SPERMATIC FLUID, Sperm—s. *Liquor, Spém.*

SPERMATIC PASSAGES OF WAYS, *Viz Spermaticæ*, are the canals concerned in the excretion of semen.

SPERMATIC PLEXUSES OF NERVES, *Plexus testiculares*, are two in number, and are furnished by the renal plexuses. Their filaments, called *Spermatic nerves*, follow the arteries of the same name to the testicle in man; and to the ovary and Fallopian tube in the female,—*ovarian nerves*. They cannot be traced into the substance of these organs.

SPERMATIC VEINS are two or three in number, on each side. They accompany the spermatic artery, and open:—those of the right, into the vena cava inferior; those of the left, into the corresponding renal vein. These veins form, above the testicle, a kind of venous network, called, by some, the *Spermatic Plexus*; and another plexus before the psoas muscle, called the *Corpus pampiniforme*.

SPERMATIN, see Sperm.

SPERMATIS'MUS, *Emis'sio sem'inis*, from *σπερμα*, 'sperm,' and *μισ*, 'the emission of sperm.'

SPERMATOCE'LE, *Hernia seminal'is scroti, Oschoec'e* *semin'al'is, Gonoc'e'le*, from *σπερμα*, 'sperm,' and *κληη*, 'a tumour.' The ancients gave this name to certain swellings of the testicle which were regarded as produced by an accumulation of sperm in the organ. Also, varicocele.

SPERMATOCLEMMMA, see Pollution.

SPERMATOCLEPSIS, see Pollution.

SPERMATOCYSTIDORRHAG'IA, *Caulorrhag'ia ejaculato'ria, Hæmatu'ria ejaculato'ria, H. seminal'is*, from *σπερμα*, *σπερματος*, 'sperm,' *κυστις*, 'bladder,' and *ερχηη*, 'a breaking forth.' A discharge of blood from the urethra, or the act of ejaculation of sperm.

SPERMATODES, Gonoides.

SPERMATOGON'IA, *Spermogon'ia, Sper-*

matop'ia, Spermatoop'ois, Sperm'ium, from *σπερμα*, 'sperm,' and *γεννωσ*, 'to beget.' The preparation or secretion of sperm.

SPERMATOID, Gonoides.

SPERMATOLEPSIS, see Pollution.

SPERMATOLIPSIS, see Pollution.

SPERMATOL'OGY, *Spermatalog'ia*, from *σπερμα*, 'sperm,' and *λογος*, 'a discourse.' A treatise on sperm.

SPERMATOPH'OROUS, *Seminiferous*, from *σπερμα*, 'sperm,' and *φωω*, 'I carry.' Sperm-bearing. The cells or granules in the sperm have been so called.

SPERMATOPE'IA, Spermatoгонια.

SPERMATOPOESIS, Spermatoгонια.

SPERMATOPOETIC, Spermatoγονος.

SPERMATOPE'US, *Spermatopeut'icus, Spermatopeut'icus, Spermatopeut'ic, Gonerpe'us, Gonerpeut'icus, Gonopoit'icus*, from *σπερμα*, 'sperm,' and *ποιειν*, 'to make.' Food, to which has been attributed the property of augmenting the secretion of semen; and, consequently, of exciting the venereal act. Very succulent and very nutritious substances have been so considered.

SPERMATORRHE'A, *Spermorrhæ'a, Spermacra'sta, Spermatozémia, Spermatacra'sia, Gonacra'sia, Gonacra'ti'a, Spermatacra'ti'a, Gonorrhæ'a vera*, (F.) *Flux de Spermæ, Pollutions, Pertes séminales*; from *σπερμα*, 'sperm,' and *ρην*, 'I flow.' An emission of sperm, without copulation. See Gonorrhæa and Pollution.

SPERMATORRHEA ATONICA, Gonorrhæa laxorum.

SPERMATOS'CHESIS, from *σπερμα*, 'sperm,' and *σχεσις*, 'retention.' Retention or suppression of the spermatic secretion.

SPERMATOZEMIA, Spermatorrhæa.

SPERMATOZO'A, *Zoosper'mata*, from *σπερμα*, 'sperm,' and *ζων*, 'animal.' *Zoöspermes, Spermatozoaires, Spermatozooids, Animal'cula seminal'ia seu spermatic'ia, Vermiculi spermatic'ici*. Spermatic animalcules(?). Animalcules seen in the sperm, and by some supposed to be the formative agents in generation. See Sperm.

SPERMATOZOAIRES, Spermatozoa.

SPERMATOZOIDS, Spermatozoa.

SPERMIOLOM RANARUM, Sperma ranarum.

SPERMIIUM, Sperm, Spermatoгонια.

SPERMIOBOLE, see Ejaculation, Spermatis'mus.

SPERMIOEDIA CLAVUS, Ergot.

SPERMIOGONIA, Spermatoгонια.

SPERMORRHÆA, Spermatorrhæa.

SPERNIOLOM RANARUM, Sperma ranarum.

SPHACÈLE, Sphacelus—s. *de la Bouche, Cancer aquaticus.*

SPHACELIA SEGETUM, see Ergot.

SPHACELISMUS, Sphacelus—s. *Cerebri, Phrenitis.*

SPHAC'ELUS, *Gangræ'na Sphacelus, Sphacelis'mus, Cold mortification*, (F.) *Sphacèle, Gangrène froide*, from *σφαζω*, 'I slay.' This word is used, by some, synonymously with gangrene; by others, with gangrene when it occupies the whole substance of a limb. Commonly, it means the disorganized portion, in cases of mortification, *anthraconecro'osis*, which must be thrown off—or is, in other words, totally dead. The foul disorganized portion of an ulcer—called the *slough*—must be considered a kind of sphacelus.

Sphacelus was formerly used for excessive pain; and for agitation from excessive pain, or violent emotion.

SPHACELUS CEREALIS, Ergotism.

SPHÆRA, Pila—s. Marina, Pila marina—s. Thalassia, Pila marina.

SPHÆRANTHUS INDICUS, Adaca.

SPHÆRIDION, Pilula.

SPHÆRION, Globule, Pilula.

SPHÆROCEPHALA ELATIOR, Echinops.

SPHÆROCOCCUS CRISPUS, Fucus crispus.

SPHÆRULÆ SANGUINIS, Globules of the blood.

SPHAGE, Throat.

SPHENDONE, Funda.

SPHENOID, *Sphenoides*, *Sphenoïdes*, *Sphenoides*, *Sphenoidalis*, from *σφην*, 'a wedge,' and *ειδος*, 'resemblance.' Wedgeshaped. Hence,

SPHENOID BONE, *Sphenoides os*, *Os basilare* seu *cuneiforme* seu *cu'neo comparatum* seu *sphenoidale* seu *multiforme* seu *azygos* seu *papillare* seu *polymorphon* seu *paxilla're* seu *bazilla're* seu *alzeforme* seu *sphœoides* seu *vespiforme* seu *inconjugatum*, *Pterygoid bone*. An azygous bone, situate on the median line, and at the base of the cranium. It articulates with all the other bones of that cavity; supports them, and strengthens their union. Its form is singular, and resembles a bat with its wings extended. It has, 1. An *inferior* or *guttural surface*, on which is situate the crista, that joins the vomer; a channel, which concurs in forming the pterygo-palatine foramen; the pterygoid process; the pterygoid fossa; the scaphoid depression; the Vidian or pterygoid canal; the foramina—ovale, spinale, &c. 2. A *superior* or *cerebral surface*, on which are:—the clinoid processes; the pituitary fossa; the foramina (ovale, rotundum, and spinale;) the *Apophysis of Ingrassias* or lesser wing; the foramen opticum, &c. 3. An *occipital* or *posterior surface*, which is articulated with the basilar process of the occipital bone. 4. An *anterior* or *orbital-nasal surface*; having, anteriorly, a crista to unite with the ethmoid bone; and, on each side, a round aperture, which leads into two cavities in the substance of the bone, separated by a middle septum, and called the *sphenoidal sinuses*. 5. Two *zygomato-temporal* or *external surfaces*, which correspond to the temporal and zygomatic fossæ.

Some divide the sphenoid into *body* or *middle portion*; and *ala*, which are four in number, and are subdivided into *great* (*Temporal Plates* or *Wings*) and *little* (*Apophyses of Ingrassias*.) The *Sphenoid suture* surrounds the bone.

SPHENOID, SPINOUS PROCESS OF THE, Sphenoid spine.

SPHENOIDAL, *Sphenoidalis*. That which belongs or relates to the sphenoid bone.

SPHENOIDALIA CORNUA, (F.) *Cornets sphenoidaux*, *Cornets de Bertin*; *Ossicula Bertini*, *Ossa triangularia*, *Pyramids of Wistar*. Two small, thin, and curved bones, situate between the sphenoid and ethmoid, with which they are confounded in the adult. They have the shape of a hollow pyramid, with the base turned backwards; and are developed by a single point of ossification. They are articulated with the sphenoid, ethmoid, palate bone, and vomer.

SPHENOIDAL OF SUPERIOR ORBITARY FISSURE, *Foramen lac'rum superius*, (F.) *Fente*

sphenoïdale, is a large fissure, situate between the great and little ala of the sphenoid. It is seen at the upper and back part of the orbit, between which and the cranium it is a means of communication.

SPHENOIDAL SPINE, (F.) *Épine sphenoïdale*, *Spinous Process of the Sphenoid*;—1. A projecting crista at the inferior surface of the sphenoid bone, for articulation with the vomer. 2. A triangular process, *Apophyse sous-temporale*, (Ch.) met with near the posterior margin of the same bone, behind the foramen spinale. At the point of the spinous process, a *styloid process* is frequently met with.

SPHENOIDES, Cuneiform, Sphenoid—s. Os, Sphenoid bone.

SPHENOMAXILLARY, *Spheno-maxillaris*. That which relates to the sphenoid and maxillary bones.

SPHENOMAXILLARY FISSURE, *Inferior orbital Fissure*, (F.) *Fente spheno-maxillaire* ou *orbitaire inferieure*, called, also, *Foramen lac'rum inferius*, *F. spheno-maxilla're*, is situate at the posterior part of the angle formed by the union of the internal and inferior parietes of the orbit. It is constituted, above, by the sphenoid bone; below, by the superior maxillary and palate bones; and, before, by the malar bone. It is narrower at the middle than at the extremities, and forms a communication between the orbital cavity and the zygomatic fossa.

SPHENOMAXILLARY FOSSA is a name given by some anatomists, to a depression at the union of the sphenomaxillary and pterygomaxillary fissures.

SPHENOÖRBITAR. A name given, by Béclard to the anterior part of the body of the sphenoid bone, which is developed by a variable number of points of ossification.

SPHENOPALATINE, *Sphenopalatinus*. That which relates to the sphenoid and palate bones.

SPHENOPALATINE ARTERY, *Large lateral nasal A.*, is the termination of the internal maxillary. It enters at the posterior part of the superior meatus of the nose, through the sphenopalatine foramen, and spreads its numerous branches on the pituitary membrane covering the septum, the cornua, and the meatus.

SPHENOPALATINE FORAMEN is a round aperture, formed by the vertical portion of the os palati and the sphenoid. It establishes a communication between the nasal fossæ and the zygomatic fossa.

SPHENOPALATINE GANGLION, *Ganglion of Meckel*, *Sphenoïdal G.* (Ch.) A small, nervous, cordiform, or triangular ganglion, of variable size, situate without the foramen sphenopalatinum in the pterygomaxillary fissure. It seems suspended by several nervous filaments to the trunk of the superior maxillary nerve, and gives off *internal* or *sphenopalatine filaments*, *inferior* or *palatine filaments*, and a *posterior filament*, which is the *Vidian* or *pterygoid nerve*.

SPHENOPALATINE NERVES, *Lateral nasal Nerves*, arise from the ganglion—just described—at its inner part, and enter the nasal fossæ by the sphenopalatine foramen. They are 5 or 6 in number, and distribute their filaments to the outer and inner parietes of the nasal fossæ. One of the most remarkable branches is the *Naso-palatine*.

SPHENOPALATINUS, Levator palati.

SPHENOPARIETAL, *Spheno-parietalis*. That which belongs or relates to the sphenoid and parietal bones.

SPHENOPARIETAL SUTURE is formed by the articulation of the extremity of the greater ala of the sphenoid with the anterior and inferior angle of the parietal bone.

SPHENO-PTERYGO-PALATINUS, Circumflexus—s. *Salpingostaphylinus*, Circumflex—s. *Salpingo-mallien*, Laxator tympani.

SPHENOSIS, see Wedged.

SPHENOSTAPHYLINUS, Levator palati.

SPHENOTEMPORAL, *Spheno-temporalis*. That which belongs to the sphenoid and temporal bones.

SPHENOTEMPORAL SUTURE is the suture at the articulation of the great alæ of the sphenoid bone with the squamous portion of the temporal. Béclard gives the name *sphenotemporal* to the posterior part of the body of the sphenoid, which is developed by distinct points of ossification.

SPHEX, Wasp.

SPHINCTER, *Constrictor*, *Musculus constrictorius*; from *σπῆγν*, 'I constrict.' A name given to several annular muscles, which constrict or close certain natural openings.

SPHINCTER ANI, *Annularis Ani*. Many anatomists have described two sphincter muscles of the anus:—1. The *S. externus*, *Aspidis'cos*, *S. cutaneus*, *Coccygio-cutane-sphincter*, *Orbicularis Recti*, *Constrictor Ani*, *Coccygio-anal*, (Ch.) It is situate around the anus; is elliptical from before to behind; flattened, and pierced at its middle. Its fibres describe concentric arcs, which are attached, behind, to the extremity of the coccyx, by a dense, cellular substance; and are confounded, anteriorly, with the bulbo-cavernosi and transversi perinæi muscles. This muscle contracts and closes the anus. 2. The *inner or internal Sphincter Ani*, *Sphincter intestinalis* of Winslow, is by many anatomists considered as the termination of the circular fibres of the rectum. It is annular, and situate around the inferior extremity of the rectum, to the extent of about a finger's breadth. It has the same uses as the other.

SPHINCTER GULÆ, *Constrictores pharyngis*—s. *Ilei*, *Bauhin*, valve of—s. *Intestinalis*, *Sphincter ani internus*—s. *Labiorum*, *Orbicularis oris*—s. *Oculi*, *Orbicularis palpebrarum*—s. *Palpebrarum*, *Orbicularis palpebrarum*—s. *Pylori*, see *Pylorus*—s. *Vaginæ*, *Constrictores cunni*—s. *Ventriculi*, *Pylorus*.

SPHINCTER VESICÆ, *Sphincter of the bladder*. Some anatomists have given this name to whitish, elastic, and circular fibres, which surround the neck of the bladder, but do not constitute a particular muscle. Morgagni has given the name PSEUDO-SPHINCTER to the anterior fibres of the levator ani, which pass beneath the neck of the bladder, and, by their contraction, close that opening.

SPHONGUS, Spongia.

SPHRAGIDONYCHARGOCOMETA, from *σφραγις*, 'a seal,' *οὐνίς*, 'the nail,' *αἰγιος*, 'white,' or perhaps *αργυριος*, 'silver,' and *κομετω*, 'I adorn.' A charlatan who adorned his fingers to the very nails with rings.—Aristophanes, Hippocrates.

SPHYGMA, Pulse.

SPHYG'MICA ARS, *Sphygmia art*, from *σφυγμος*, 'the pulse.' The art of judging by the pulse, in health or disease.

SPHYGMICA DOCTRINA, *Sphygmologia*.

SPHYGMICUS, Throbbing.

SPHYMOCEPHALUS, *Crotaphe*.

SPHYGMODES, Throbbing.

SPHYGMOLOG'IA, *Sphygmica Doctrina*, from *σφυγμος*, 'the pulse,' and *λογος*, 'a description.' The doctrine of the pulse.

SPHYGMOMETER, *Pulsilegium*.

SPHYGMOS, Pulsation, Pulse.

SPHYGMOSCOPIUM, *Pulsilegium*.

SPHYRA, *Malleolus*.

SPHYXIS, Pulsation.

SPIC, *Lavendula*.

SPICA, *Fascia repens*; the *Spica bandage*, (F.) *Epi*. A bandage so called in consequence of its somewhat resembling a *spike* of barley. The turns of the bandage cross like the letter V;—each leaving a third of the roller uncovered. It is distinguished into *ascending* and *descending*. It may be applied over various parts of the body, and in a different manner in each case; thus, there is the *Spica seu Fascia inguinalis*, *Spica inguinalis duplex*, the *spica* for the shoulder, and another for the thumb.

SPICA ALPINA, *Valeriana Celtica*—s. *Celtica*, *Valeriana Celtica*—s. *Indica*, *Nardus Indica*—s. *Nardi*, *Nardus Indica*.

SPICEBERRY, *Gaultheria*, *Laurus Benzoin*.

SPICEBUSH, *Laurus Benzoin*.

SPICES, FOUR, see *Myrtus pimenta*.

SPICEWOOD, *Laurus Benzoin*.

SPICILLUM, *Specillum*.

SPIDER, see *Aranæa tela*.

SPIDERWORT, *Liliago*.

SPIGELIA, *S. Marilandica*.

SPIGELIA MARILANDICA, *Anthel'mia*, *Spigelia Lonic'era*, *Perennial Wormgrass* or *Indian Pink*, *Carolina Pink*, *Starbloom*, *Worm root*. *Nat. Order*, *Gentianæ*. *Class*, *Pentandria*. *Order*, *Monogynia*. *Indigenous*. The root—*Spigelia*, (Ph. U. S.)—is celebrated as an anthelmintic, particularly in cases of *lumbri*.

It is also asserted to have been found serviceable in remittent fever. It is a narcotico-acrid. Dose, gr. x to ʒss.

SPIGNEL, *Æthusa meum*.

SPIKENARD, *Conyza squarrosa*, *Nardus Indica*—s. *American*, *Aralia racemosa*—s. *Small*, *Aralia nudicaulis*—s. *Tree*, *Aralia spinosa*.

SPILANTHUS ACMEL'IA, *Achmella*, *Acmella*, *Balm-leaved Spilanthus*. *Family*, *Corymbifera*. *Sex. Syst.* *Syngenesia*, *Polygamia æqualis*. This plant possesses a glutinous, bitter taste, and fragrant smell. The herb and seed are said to be diuretic and emmenagogue. They have been used in dropsies, jaundice, fluor albus, and calculous complaints; given in infusion.

SPILANTHUS, BALM-LEAVED, *Spilanthus acmella*.

SPILANTHUS OLERA'CEUS, *Spear-leaved Spilanthus*, (F.) *Cresson de Para*. A tincture of the plant has been recommended in toothache.

SPILI, see *Nævus*.

SPILOMA, see *Nævus*.

SPILOSIS, *Ephichrosis*—s. *Ephelis*, *Ephelides*—s. *Poliosis*, *Poliosis*.

SPILSBURY'S ANTISCORBU'TIC DROPS.

An empirical preparation, formed of *hydrarg. ozymur.*, *rad. gentian.*, *cort. aurant. succ. ʒā*

3j, *antimon. crud.*, *santal. rubr.* ãã 3j, *spiritus vini rectific.*, *aque*, ãã 3vij.

SPINA, 'a thorn;' *Spine*, (F.) *Épina*. A process on the surface of a bone, which has been compared to the spines or thorns on certain vegetables. The chief processes of this name, are:—the *nasal spine*, the *spine of the scapula*, the *spine of the ischium*, the *four iliac spines*, the *palatine spine*, the *maxillary*, the *sphenoid*, &c. The *spine of the back* is the collection of vertebra constituting the *vertebral column*.

SPINA, Penis—s. *Acida*, *Oxycaantha Galeni*—s. *Ægyptiaca*, see *Acacia gummi*—s. *Alba*, *Carduus marianus*, *Mespilus oxycantha*—s. *Bifida*, *Hydrorachis*—s. *Cervina*, *Rhamnus*—s. *Dorsi*, *Vertebral column*, see *Nasus*—s. *Dorsi introrsum Flexa*, *Lordosis*—s. *Ferrea*, *Pin*—s. *Helmontii*, *Aiguillon*—s. *Hirci*, *Astragalus verus*—s. *Insectoria*, *Rhamnus*—s. *Nodosa*, *Rachitis*.

SPINA VENTOSA, *Spina ventositas*, *Tere'do*, *Fungus Articulii*, *Ostiarthrocacé*, *Tumor fungosus articuli*, *Lu'pina junctura*, *Hyperspor'gia*, *Flatus spinæ*, *Arthro'cacé*, *Pædarthrocacé*, *White Swelling* (of some), *Sideratio Ossis*, *Cancer Ossis*, *Gangra'na Ossis*, *Exostosis*. A term of no definite meaning, as is obvious from these various words having been considered its synonymes. By some, it is defined to be a disease of the osseous system, in which the texture of the bone dilates, seeming to be distended with air, and constituting a variety of osteo-sarcoma. By others, it is considered to be a tumour arising from an internal caries of a bone; occurring most frequently in the carpus or tarsus. The term itself is a translation from the Arabic of Rhazes. See, also, *Hydrarthrus* and *Mollities ossium*.

SPINA VERTEBRALIS, *Vertebral column*.

SPINACH, *Spinacia*.

SPINACHIA, *Spinacia*.

SPINACIA, *Spina'chiu*, *Spina'cia olera'cea*, *Spin'age*, *Spinach*, (F.) *Épinard*. *Family*, *Atripliceæ*. *Sez. Syst.* *Diœcia Pentandria*. A plant which resembles the cabbage in its dietetic powers. The leaves boiled, with the addition of oil, form a good emollient cataplasm. It has been used in phthisical complaints; but its medicinal properties, if it have any, are not now regarded.

SPINACIA OLERACEA, *Spinacia*.

SPINÆ, *Spinous Processes*—s. *Ventositas*, *Spina ventosa*.

SPINAGE, *Spinacia*.

SPINAL, *Spinalis*, *Spino'sus*, *Spina'tus*, (F.) *Épinière*, from *spina*, 'the spine.' That which relates to the vertebral column.

SPINAL ARTERIES are two in number, viz: 1. The *posterior spinal*, *Artère médiane postérieure du Rachis*, (Ch.) It arises from the vertebral, near the corpora pyramidalia, and descends on the posterior surface of the spinal marrow, distributing its ramifications to it. 2. The *anterior spinal artery*, *A. médiane antérieure*, (Ch.,) is larger than the last, and arises, also, from the vertebral. It descends, in a serpentine manner, upon the anterior surface of the marrow; furnishes ramusculi to it, and unites with that of the opposite side, opposite the foramen magnum occipitis. A very tortuous branch arises from this union, which descends as far as the inferior extremity of the marrow, to which it sends numerous divisions.

The term *Spinal Arteries* or *Rachidian Ar-*

teries is also given, in the abstract, to all the arteries of the spinal marrow and vertebral canal. The same may be said of the veins and nerves.

SPINAL CORD, *Medulla spinalis*.

SPINAL FORAMINA, (F.) *Trous rachidiens*, in the abstract, are the foramina formed by every two contiguous vertebræ, through which the spinal nerves issue. See *Vertebral*. The term *Foramen Spinalè* is especially applied, however, to a small foramen, in front of the spinous process of the sphenoid bone, through which the middle artery of the dura mater enters the cranium. It is, likewise, called *Foramen sphenospino'sum*, (F.) *Trou Sphéno-épineux ou petit rond*, *Trou épineux*.

SPINAL IRRITA'TION, *Rhachialgi'tis*, *Rhachial'gia*, *Neural'gia spinalis*, *Notal'gia*. A modern pathological view, which refers most nervous diseases to irritation of the spinal cord. This irritation is presumed to be indicated by tenderness on pressure over the spinous process of one or more vertebræ, or over the nerves proceeding from the cord and distributed to the parts at the sides of the spine. Such tenderness, however, by no means indicates the pathological condition in question, as it is often met with in those enjoying perfect health. The treatment advised is cupping and counter-irritation on each side of the spine, which may be beneficial in such diseases, no matter what part of the frame may be in a morbid state, by exciting a new and revellent impression on a very sensible portion of the cutaneous surface.

SPINAL NERVE, *Accessory of the Par vagum* or *8th pair*, *Accessory nerve of Willis*, *Spinal Accessory*, *Spino-cranio-trapèzien*, *Superior respiratory N.*, *Eleventh pair of encephalic nerves*, *Trachélo-dorsal*, (Ch.) arises from the medulla spinalis, within the vertebral canal, between the anterior and posterior roots of the cervical nerves at a greater or less distance from the cranium. The roots unite to form the nerve, which ascends into the cranium through the foramen magnum of the occipital bone, and issues by the foramen lacerum posterius, crossing the sterno-cleido-mastoides, to which it gives filaments, and losing itself entirely on the trapezius muscle.

SPINAL NERVES, *Vertebral nerves*—s. *Prolongation*, *Medulla spinalis*.

SPINALES COLLI MINORES, *Interspinales colli*—s. *et Transversales lumborum*, *Transversalis dorsi*.

SPINALIS CERVICIS, *Semi-spinalis colli*—s. *Colli*, *Semi-spinalis colli*.

SPINALIS DORSI, *Grand épineux du dos*, *Spinalis Dorsi major*. Winslow calls thus some fleshy fasciculi, which are situate on the lateral surfaces of the spinous processes; from the third dorsal vertebra to the first or second lumbar; and which form part of the transverso-spinalis of most authors. The same anatomist calls—*Spinalis Dorsi minor*, *Petit épineux du dos*—some small, fleshy fibres, situate on each side of the interspinal ligament. They are short, flat, and pass from one spinous process to the other. Like the preceding, they form part of the transverso-spinalis. All these fleshy fasciculi strengthen the vertebral column.

SPINATI, *Interspinales colli*.

SPINATUS, *Spinal*.

SPINDLE TREE, *Euonymus Americannus*.

SPINE, Vertebral column—s. Curvature of the, Gibbositas.

SPINI-AXOIDO-OCCIPITALIS, Rectus capitis posticus major—s. *Axoido-trachelii-atloidiæ*, Obliquus inferior capitis.

SPINITIS, Myelitis.

SPINO-DORSITIS, Myelitis.

SPINOLA, see Hydrorachis.

SPINOSUS, Spinal.

SPINOUS, *Spina'sus*, (F.) *Épineux*. Having the shape of a spine or thorn.

SPINOUS PROC'ESSES or APOPH'YSES of the *Vertebrae*, *Acan'thae*, *Spinae*, *Cynol'ophoi*, (F.) *Apophyses épineuses*, are situate at the posterior part of each vertebra, and afford attachment to the muscles, whose office it is to extend the spine. See *Vertebra*.

SPIRACULA, (F.) *Spiracules*, from *spiro*, 'I breathe.' Respiratory pores of the skin.

SPIRÆ CEREBRI, Convulsions, cerebral.

SPIRÆA FILIPENDULA, *Filipendula*, *Saxifraga rubra*, *Drapwort*, (F.) *Filipendule*. Family, Rosaceæ. *Sex. Syst.* Icosandria Pentagynia. The root of this plant is said to possess astringent and lithontriptic virtues.

SPIRÆA TOMENTO'SA, *Hardhack*, *Red meadow-sweet*, *Steeple bush*, *Rosy bush*, *White-leaf*. This indigenous species, which is abundant in the northern states of the Union, is tonic and astringent; and is usually administered either in the form of extract or of decoction, (*Spirææ 3ss*; *aguæ Oj*.)

SPIRÆA TRIFOLIATA, *Gillenia trifoliata*.

SPIRÆA ULM'ARIA, *Ulmaria*, *Reg'ina Prati*, *Barba capræ*, *Meadow Sweet*, *Queen of the Meadows*, *Bar'bula capri'na*, (F.) *Ulmairé*, *Reine des Prés*. The leaves have been recommended as mild astringents:—the flowers as antispasmodics and diaphoretics.

SPIRAMENTA PULMONUM, see Pulmo.

SPIRAMENTUM ANIMÆ, Pulmo.

SPIRAMINA PALPEBRARUM, Lachrymal puoc'ta—s. Pulmonum, see Pulmo.

SPIRATIO, Respiration.

SPIRIT, *Spir'itus*; from *spirare*, 'to exhale;' (F.) *Esprit*. A name given to every liquid product of distillation. Spirits were formerly distinguished into—*inflammable*, *acid*, and *alkaline*; and consequently a number of substances were crowded together, which often resembled each other in no other property than in being volatile. The term is now confined to alcoholic liquors, of which the following are the chief.

Arrack. Distilled from coarse palm sugar, named jaggery, fermented with the bark of the *Mimosa leucaphlea*; also from rice and the fermented juice of the Palm; made in India. Its varieties are:—

1. *Mahwah Arrack*. Made in India from the flowers of the Madhuca tree, *Bassia butyracea*.
2. *Tuba*. Made from palm wine, in the Philippine Islands.

Araka. Distilled, by the Tartars, from koumis, fermented mare's milk.

Araki. Distilled from dates, by the Egyptians.

Arika. A variety of koumis, distilled from fermented mares' milk, in Tartary and Iceland.

Brandy. Distilled from wine, figs, peaches, persimmon apple, mulberries, and sometimes

other fruits, in Europe, Asia, North and South America, wherever wine is made. The best brandy is that of Cognac; the next, that of Bordeaux and Rochelle. The varieties are—

1. *Aguardiente*, (S.) In Peru, the common brandy obtained from grapes is the *Aguardiente de Pisco*, so called, because shipped at the port of Pisco. Another kind, much dearer, and of excellent flavour is made from Muscadel grapes, and is called *Aguardiente de Italia*. It is sometimes seen in the United States.

2. *Lau*. Made from rice, in Siam.

3. *Rakia*. Made in Dalmatia from the husks of grapes mixed with aromatics.

4. *Rossalio*. Made at Dantzic, from a compound of brandy, rossolis, and other plants.

5. *Troster*. Made on the Rhine, from the husks of grapes, fermented with barley and rye.

6. *Sekis-kayavodka*. Made from the lees of wine and fruit at Scio.

Geneva Hallands, (*genièvre*, French for juniper.) Distilled from malted barley and rye, rectified on juniper berries, in Holland. Its variety is—

Gin. Made in England, from malted barley, rye, potatoes; rectified with turpentine.

Goldwasser. Distilled at Dantzic, from wheat, barley, and rye, rectified with aniseed, cinnamon, and other spices.

Kirschwasser. Distilled from the Malacheb cherry, in Switzerland.

Maraschino. Distilled from the Macarska cherry, at Zara, the capital of Dalmatia.

Rum, (supposed to be derived from the terminal syllable of the word *saccharum*: but the native Americans called this liquor Rum.) Distilled, in the West Indies and South America, from cane-sugar and molasses, and in North America from maple sugar. Its variety is—

Slatkaia trava. Made at Kamtschatka, from a sweet grass.

Show-choo. Distilled, in China, from the lees of mandarin, a wine made from boiled rice.

Whisky, (supposed to be derived from *usqu*, the first two syllables of *usquebagh*, the original name in Ireland.) Distilled, in Scotland and Ireland, from malted and raw barley, rye, oats, and potatoes; and in the south of France, from sloes. In Ireland it was called *buil-cean*, or madness of the head. The best Scotch whisky is *Glenlivet*, the best Irish, *Ennishoven*.

Y-wer-a. Distilled, in the Sandwich Islands from the root of the Tee-root, baked, pounded, and fermented.

To these may be added an intoxicating liquor made by the Affghanistans, from ewes' milk; and that made at Kamtschatka, from a species of mushroom, named muchumer.

SPIRIT OF ANISEED, Spiritus anisi—s. Bathing, Freeman's, see Linimentum saponis compos.—s. Bathing, Jackson's, see Linimentum saponis compos.—s. Bezoardic of Bussius, see Bussii spiritus Bezoarticus—s. Bone, Liqueur volatilis cornu cervi—s. of Burhus, Burhi spiritus matricialis—s. of Caraway, Spiritus carui—s. of Ether, aromatic, Spiritus ætheris aromaticus—s. Fuming, of Beguin, Ammonia sulphuretum—s. Fuming, of Boyle, Ammonia sulphuretum—s. of Hartshorn, Liqueur cornu cervi—s. of Horseradish, compound, Spiritus armoraciæ compositus—s. of Lavender, Spiritus lavandulæ—s. of Lavender, compound, Spiritus lavandulæ compositus—s. of Mindererus, Li-

quor ammoniæ acetatis—s. of Nitre, sweet, Spiritus ætheris nitrici—s. of Nitric ether, Spiritus ætheris nitrici—s. of Pennyroyal, Spiritus pulegii—s. of Peppermint, Spiritus menthæ piperitæ—s. Proof, Spiritus tenuior—s. of Salt, Muriaticum acidum—s. of Scurvygrass, golden, see Spiritus armoraciæ compositus—s. of Spearmint, Spiritus menthæ viridis—s. of Sulphuric ether, Spiritus ætheris sulphurici—s. of Sulphuric ether, compound, Spiritus ætheris sulphurici compositus—s. of Turpentine, Oleum terebinthinæ rectificatum—s. Verdigris, Aceticum acidum—s. of Vitriol, Sulphuric acid—s. of Wine and camphor, Spiritus camphoræ.

SPIRITS, ANIMAL, Nervous fluid.

SPIRITUS, Breath, Life, Respiration, Spirit—s. Æthereus nitrosus, Spiritus ætheris nitrici—s. Æthereus vitriolicus, Spiritus ætheris sulphurici.

SPIRITUS ÆTHERIS AROMAT'ICUS, *Æther Sulphuricus cum alcoholè aromaticus, Eliz'ir vitriol'è dulcè, Sweet Eliz'ir of Vit'riol, Viga'n's Eliz'ir of Vitriol, Aromatic Spirit of Ether.* (Cinnam. cort. contus. ʒij. cardam. sem. contus. ʒss. piperis longi fruct. cont., zingib. rad. coucis, sing. ʒj. spiritus ætheris sulphurici. Oj. Macerate, for 14 days, in a stopped glass vessel and strain. Ph. L.) It is used as a stimulant in nervous affections. Dose, f. ʒss to f. ʒj.

SPIRITUS ÆTHERIS NITRICI, *Sp. Ætheris nitrosi, Sp. nitri dulcis, Sp. Ætheris nitrosus, Sweet Spirit of Nitre, Nitre drops, Æther nitricus alcoholisatus, Spirit of Nitric Ether.* (Nitrate of Potassa, in coarse powder, lbij, Sulphuric acid, lbss; Alcohol, Oixss; Diluted Alcohol, Oj; Carbonate of Potassa, ʒj. Mix the nitrate of potassa and the alcohol in a large glass retort, and having gradually poured in the acid, digest with a gentle heat for two hours; then raise the heat, and distil a gallon. To the distilled liquor add the diluted alcohol and carbonate of potassa, and again distil a gallon.—Ph. U. S.) It is refrigerant, diuretic, antispasmodic, and diaphoretic. Dose, gr. xxv. to f. ʒj.

SPIRITUS ÆTHERIS SULPHURICI, *Æther Sulphuricus cum Alcoholè, Liqueur Ætheris Sulphuricus, Spiritus Vitriol'è dulcis, Spiritus Ætheris vitriolici, Liqueur Sulphuricus alcoholisatus, Spirit of Sulphuric Ether.* (Æther. sulphuric. Oss; sp. rec. Oj. Mix. Ph. L.) Stimulant, diaphoretic, diuretic, and antispasmodic. Dose, f. ʒss to f. ʒj.

SPIRITUS ÆTHERIS SULPHURICI COMPOSITUS, *Sp. ætheris vitriol'ici compositus, Liqueur anod'ynus Hoffmanni, Compound Spirit of Sulphuric Ether, Hoffmann's Anodyne Liqueur.* (Æther Sulphuric. Oss; Alcohol. Oj; Ol. Æther. f. ʒij. Ph. U. S. Ph. L.) Mix. A stimulant and antispasmodic.

SPIRITUS ÆTHERIS VITRIOLICI COMPOSITUS, Spiritus ætheris sulphuric. comp.

SPIRITUS AMMONIÆ, *Alkali ammoniacum spirituosum, Alcohol ammoniacum, Sp. salis ammoniaci, Ammoniac alcoholisata, Liqueur ammoniaci vinosus, L. ammoniac spirituosus, Lixivium ammoniacalè vinosum, Spiritus salis ammoniaci vinosus seu dulcis seu dulcificatus, Salutio subcarbonatis ammoniaci spirituosus, (F.) Esprit d'ammoniaque.* (Ammon. muriat. in pulv. subtilissim., calcis, aa lbj; alcohol. f. ʒxx; aquæ, ʒix. The water is employed to slake the lime; the muriate of am-

monia is then well mixed with it, and by means of heat, the ammonia is made to pass into the distilled water contained in a quart bottle. Ph. U. S.) Stimulant and antispasmodic. Dose, f. ʒss to f. ʒj.

SPIRITUS AMMONIÆ AROMAT'ICUS, *Alcohol ammoniacum aromaticum, Aromatic ammoniacal Alcohol, Sal volat'ile Drops, Spiritus salis volat'ilis oleosus, Sp. volatilis aromaticus, Sal volatile aleosum Sylviæ, Sp. ammoniac compos'itus, Tinctura aromatica ammoniata, Liqueur oleosus Sylviæ, Lixivium ammoniacalè aromaticum.* (Ammon. muriat. ʒv; Potass. carb. ʒvii; cinnam. cont., caryophyll. cont. aa ʒij; Limon. cort. ʒiv; alcohol. aquæ aa, Or. M. Distil Oviijss. Stimulant. Dose, f. ʒss to f. ʒj.)

SPIRITUS AMMONIÆ COMPOSITUS, Spiritus aromaticus.

SPIRITUS AMMONIÆ FETIDUS, *Sp. volat'ilis fetidus, Fet Drops, Alcohol ammoniacum fetidum, Tinctura asafetide ammoniata, Fetid Spirit of Ammonia.* (Sp. ammoniac Oij, asafetide ʒij. Macerate for 12 hours, and distil Oiss. Ph. L.) Stimulant and antispasmodic. Dose, f. ʒss to f. ʒj.

SPIRITUS AMMONIÆ SUCCINATUS, *Succinated Spirit of Ammonia, Common Eau de Luce, Ammoniacum succinatum, Aqua Luceæ, Liqueur ex Ammonia et Oleo Succini, Liqueur excitans, Spiritus Ammoniac cum Succino, Sp. Salis Ammoniaci lactes cœns seu lacteus.* (Mastic. ʒij, sp. rect. f. ʒix, ol. lavand. gr. xiv, succin. ol. gr. iv, liq. ammon. f. ʒx. Macerate the mastic in the alcohol, and pour off the clear tincture: add the rest and shake. Ph. L.) Stimulant and antispasmodic. Dose, gr. x to f. ʒss, or f. ʒj.

SPIRITUS ANIMALIS, see Nervous fluid.

SPIRITUS ANISI, *Spiritus Anisi compos'itus, Aqua anisi fortis, Aqua Seminum Anisi composita, Spirit of Aniseed, (F.) Esprit d'anis.* (Anisi sem. cont. lbss, spirit tenuior. cong., aquæ quod satis sit ad prohibendum empyreuma. Ph. L.) Carminative. Dose, f. ʒss to f. ʒss. In the compound spirit, angelica is usually an ingredient.

SPIRITUS ANTHOS, Spiritus rosmarini.

SPIRITUS ARMORACIÆ COMPOSITUS, *Sp. Raph'ani compositus, Aqua Raphani composita, Compound Spirit of Horseradish, (F.) Esprit de raifort composé.* (Armorac. rad. recent. concis., aurant. cort. exsicc., sing. lbj, myrist. nuc. contus. ʒss, spirit. ten. cong. aquæ q. s. ad prohibendum empyreuma. Ph. L.) Stimulant and antiscorbatic. (?) Dose, f. ʒj, to f. ʒiv.

The Golden Spirit of Scurvy grass—an empirical preparation—is formed by adding gamboge ʒviiij, to one gallon of the sp. armoraciæ compositus.

Greengough's Tincture for the teeth, is formed of amygd. amar. ʒij, lig. Bresil., cassiæ bacc., aa ʒiv, irid. Florent. ʒij, coccinell., sal. acetoselle, alum. aa ʒj; sp. vin. rect. Oij, sp. armoraciæ comp. f. ʒss.

SPIRITUS BEGUINIUS, Ammoniac sulphuretum.

SPIRITUS CAMPHORÆ, *Sp. camphoratus, Sp. vinosus camphoratus, Tinctura Camphoræ, Spirit of Wine and Camphar, Spirit of Camphor, (F.) Esprit de Camphre, Alcohol camphré, Eau de Vie camphré.* (Camphor. ʒiv, alcohol. Oij. Dissolve.) Stimulant, anodyne and discutient. Used only externally.

SPIRITUS CARUI, *Sp. Cari Carui, Spirit of Carraway, Aqua Seminum Carui fortis, A. Seminum Carui, Strong Carui Waters, (F.) Esprit de Carvi. (Carui sem. cont. lbiss, sp. tenuior. cong. j, aquæ q. s. Distil a gallon. Ph. L.)* Carminative. Dose, f. ʒj to f. ʒss.

SPIRITUS CINNAMOMI, *Sp. Lauri Cinnamomi, Spirit of Cinamon, Aqua Cinnamomi fortis, Aqua Cinnam. spirituo'sa, Strong Cinnamon Water, (F.) Esprit de Cannelle. (Cort. cinnam. ʒv, sp. rect. Oivss.)* Stimulant and carminative. Dose, f. ʒj to f. ʒss.

SPIRITUS COLCHICI AMMONIATIS, *Ammoniated Spirit of Colchicum. (Sem. colchic. cont. ʒij, sp. ammon. aromat. Oj. Ph. L.)* Narcotic, cathartic, and diuretic. Used in gout, rheumatism, and dropsy. Dose, from gr̄. xxx to f. ʒj.

SPIRITUS CORNU CERVI, *Liquor C. C.—s. Fumans Beguini, Ammonia sulphuretum—s. Genitalis, Aura seminis.*

SPIRITUS JUNIPERI COMPOSITUS, *Compound Spirit of Juniper, Aqua Juniperi composita, (F.) Esprit de genièvre composé. (Bacc. junip. cont. lbj, sem. carui cont., fenicul. sem. cont., aa ʒiiss, sp. ten. cong. j, ag. Oij. Distil a gallon. Ph. L.)* Stimulant and diuretic. Dose, f. ʒj to f. ʒss.

SPIRITUS LAURI CINNAMOMI, *Spiritus cinnamomi.*

SPIRITUS LAVANDULÆ, *Sp. Lavandulæ spicæ, Spirit of Lavender, Sp. Lavand. simpl., Lavender Water, (F.) Esprit de Lavande. (Lavand. flor. recent. lbij, sp. rectific. cong., aqua Oij.)* Distil a gallon.) Usually made by adding the oil to rectified spirit. Used as a perfume chiefly.

SPIRITUS LAVANDULÆ COMPOSITUS, *Tinctura Lavandulæ composita, Red Hartshorn, Lavender drops, Compound Spirit of Lavender, (F.) Esprit de Lavande composé. (Sp. Lavand. Oij, sp. rosmarin. Oj, cinnam. cort. contus. ʒij, myristic. nucleor. cont. ʒss, caryophyll. cont. ʒij, pterocarp. ligni conc. ʒijj. Macerate for 14 days, and filter through paper. Stimulant. Dose, gr̄. xl to f. ʒij.*

SPIRITUS LETHALIS, *Carbonic acid—s. Lumbricorum, Liquor volatilis cornu cervi.*

SPIRITUS MENTHÆ PIPERITÆ, *Spirit of Peppermint, Aqua Menthæ piperitidis spirituo'sa, Sp. Menthæ piperitidis, (F.) Esprit de Menthe poivrée. (Olei menth. pip. ʒviss, sp. rectific. Oivss, aquæ, q. s. distil a gallon. Ph. L.)* Carminative and stimulant. Dose, f. ʒss to f. ʒij.

SPIRITUS MENTHÆ SATIVÆ, *Spiritus menthæ viridis.*

SPIRITUS MENTHÆ VIRIDIS, *Spearmint, Spiritus menthæ sativæ, Aqua Menthæ vulgaris spirituo'sa, (F.) Esprit de Menthe verte. (Olei Menth. virid. ʒviss, sp. rectific. Oivss, ag. q. s. Distil a gallon. Ph. L.)* Like the last in properties and dose.

SPIRITUS MILLEPEDARUM, *Liquor cornu cervi.*

SPIRITUS MYRISTICÆ, *Spiritus Myristicæ Moschatæ, Sp. Nucis Moschatæ, Aqua Nucis Moschatæ, Nutmeg Water, Aqua Nephriticæ, (F.) Esprit de Muscade. (Myrist. nucl. cont. ʒij, spirit. tenuior. cong. j, aquæ Oj. Distil a gallon. Cordial and carminative. Dose, f. ʒj to f. ʒiv.*

SPIRITUS MYRTI PIMENTÆ, *Spiritus pimentæ—s. Nitri acidus, Nitric acid—s. Nitri dulcis,*

Spiritus ætheris nitrici—s. Nitri duplex, Nitric acid—s. Nitri fumans, Nitric acid—s. Nitri Glauberi, Nitric acid—s. Nitri simplex, see Nitric acid—s. Nitri vulgaris, see Nitric acid—s. Nucis moschatæ, Spiritus myristicæ—s. Ophthalmicum Mindereri, Liquor ammoniæ acetatis.

SPIRITUS PIMENTÆ, *Sp. Myrti Pimentæ, Spiritus Pimento, Spirit of Pimento, Aqua Mirabilis. (Piment. baccar. cont. ʒij, sp. tenuior. cong., aqua Oj. Distil a gallon. Cordial and carminative. Dose, f. ʒj, to f. ʒiv.)*

SPIRITUS PULEGIÏ, *Spirit of Pennyroyal, Aqua Pulegiï spirituo'sa, Spirituosus Pennyroyal Water, (F.) Esprit de Pouliot. (Olei pulegiï ʒvij, sp. rect. Oivss, aquæ, q. s. Distil a gallon. Ph. L.)* Same as spirit of spearmint in properties and dose.

SPIRITUS RECTIFICATUS, *Sp. Vini rectificatus, Enostag'ma, Cenele'um, Pyra'nus, Sp. Vinosus rectificatus, Alcohol, A. Vini, Spirit of Wine, (F.) Esprit de Vin rectifié. Rectified spirit is much used in Pharmacy to dissolve resinous and other substances. It is seldom exhibited internally; although it exists in the diluted state in all vinous and spirituous liquors. Externally, it is employed as a discutient.—S. g., according to the London Pharmacopœia, 0.838; according to that of Dublin, 0.840; of Edinburgh and United States, 0.835, (see Alcohol,) and of Paris, 0.819 to 0.827.*

SPIRITUS RECTOR, *Aroma—s. Raphani compositus, Spiritus armoraciæ compositus.*

SPIRITUS ROSMARIÏNI, *Sp. Rosmarini officinalis, Spirit of Rosemary, Spiritus Anthos, Hungary Water, (F.) Esprit de Romarin. (Ol. rosmarin. ʒij, sp. rect. cong. j, aquæ Oj. Distil a gallon.)* Stimulant. Dose, f. ʒj, to f. ʒiv.

SPIRITUS SALIS ACIDUS *seu FUMANS, Muriaticum acidum—s. Salis ammoniaci, Spiritus ammoniæ—s. Salis ammoniaci aquosus, Liquor ammoniæ—s. Salis ammoniaci lactescens seu lacteus, Spiritus ammoniæ succinatus—s. Salis ammoniaci sulphuratus, Ammonia sulphuretum—s. Salis Glauberi, Muriaticum acidum—s. Salis marini coagulatus, Potassæ murias—s. Salis marini, Muriaticum acidum—s. Salis volatilis oleosus, Spiritus ammoniæ aromaticus—s. Sulphurico-athereus camphoratus, Tinctura ætherea composita—s. Sulphurico-athereus martialis, Tinctura seu Alcohol sulphurico-athereus ferri—s. Sulphuris, Sulphurous acid—s. Sulphuris per campanam, Sulphurous acid—s. Sulphuris volatilis, Ammonia sulphuretum—s. Sulphurous volatilis, Sulphurous acid.*

SPIRITUS TENUIOR, *Alcohol dilutum, Spiritus vinosus tenuior, Proof Spirit, (F.) Esprit de vin délayé. Generally made for pharmaceutical purposes, by mixing equal parts of rectified spirit and water. S. g. Lond. 0.920; Edinb. and United States, 0.935. It is employed in the same cases as those in which the alcohol is used—chiefly, as a solvent of vegetable matters, in the form of tinctures.*

SPIRITUS VENERIS, *Aceticum acidum—s. Vini rectificatus, Spiritus rectificatus—s. Vinosus camphoratus, Spiritus camphoræ—s. Vinosus tenuior, Spiritus tenuior—s. Vitalis, Nervous fluid—s. Vitrioli, Sulphuric acid—s. Vitrioli acidus Vogleri, Sulphuricum acidum dilutum—s. Vitrioli coagulatus Mynsichti, Potassæ sulphas—s. Vitrioli dulcis, Spiritus ætheris sulphurici—s. Vitrioli phlogisticatus, Sulphurous acid—s. Volatilis aromaticus, Spiritus ammoniæ*

aromaticus—s. Volatilis fœtidus, Spiritus ammoniæ fœtidus.

SPIROID CANAL, Aquæductus Fallopii.

SPIROMETER; badly compounded from *spiro*, 'I breathe,' and *μετρον*, 'a measure:'—properly *Anapnometer*, *Pneusometer*. Any instrument for measuring the quantity of air given out in respiration.

SPIROPTERA HOMINIS, see Worms.

SPISSANTIA, Incrassantia.

SPIT, Sputum.

SPITAL, MINERAL WATERS OF. The village of Spital is situate on the south side of the Tweed, near Tweedmouth. The springs there contain chloride of calcium, sulphate of soda, sulphate and carbonate of lime. They act as saline cathartics.

SPITHAMA, *Dorans*. A measure of twelve fingers' breadth.

SPITTING, Exspuition.

SPITTLE, Saliva—s. Sweet, see Salivation.

SPLANCHNA, Entrails.

SPLANCHNECTOPIA, *Splanchnodias'tasis*, *Situs perversus* seu *anomalous intestinodurum*; from *σπλαγχνον*, 'an intestine,' *εκ*, 'out of,' and *τοπος*, 'place.' Misplacement or ectopia of the intestines.

SPLANCHNELMINTHA, Worms.

SPLANCHNEURYSMA, from *σπλαγχνον*, 'an intestine,' and *ευρυνω*, 'I dilate.' Morbid dilatation of the intestines.

SPLANCHNIC, *Splanchnicus*, *Vis'ceral*, from *σπλαγχνον*, 'viscus.' That which relates to the viscera.

SPLANCHNIC CAVITIES are the three great cavities of the body;—those of the cranium, chest, and abdomen.

SPLANCHNIC NERVES belong to the great sympathetic, and are two in number on each side. They are distinguished into:—1. The *great splanchnic nerve*, (F.) *Grand surnéal*, (Chaus.) Its roots—four or five in number, come from the 6th, 7th, 8th, 9th, and sometimes the 10th thoracic ganglion. They descend inwards, on the sides of the vertebral column, beneath the pleura, and unite into a single trunk, which enters the abdomen through a separation of the fleshy fibres of the pillars of the diaphragm; passes behind the stomach, and divides into several branches, which pass into the semilunar ganglion. 2. The *lesser splanchnic nerve*, (F.) *Splanchnique accessoire* of Walther, *Petit surnéal*, (Ch.,) is composed of two distinct branches, proceeding from the 10th and 11th thoracic ganglion, which unite on the 12th dorsal vertebra into a cord, that pierces the diaphragm singly; enters the abdomen, and divides into two branches, one of which anastomoses with the greater splanchnic nerve, whilst the other sends its filaments to the renal and solar plexuses.

SPLANCHNICA. Medicines adapted to diseases of the bowels. Also, the 2d order of the class *Cæliaca* of Good; defined,—diseases affecting the collatitious viscera, and characterized by disquiet or diseased action in the organs auxiliary to the digestive process, without primary inflammation.

SPLANCHNODIASTASIS, *Splanchnectopia*.

SPLANCHNODYNĒ, from *σπλαγχνον*, 'a viscus,' and *οδυνη*, 'pain.' Pain in the bowels.

SPLANCHNOGRAPHIA, *Splanchnography*.

SPLANCHNOGRAPHY, *Splanchnograph'phia*, from *σπλαγχνον*, 'a viscus,' and *λογος*, 'a description.' The part of anatomy which treats of the viscera.

SPLANCHNOLITHIASIS; from *σπλαγχνον*, 'a viscus,' and *λίθος*, 'a stone.' The formation of a calculous concretion in any viscus.

SPLANCHNOLOGY, *Splanchnolog'ia*, from *σπλαγχνον*, 'a viscus,' and *λογος*, 'a discourse.' A treatise on the viscera:—also, *Splanchnography*.

SPLANCHNOPATHIA, from *σπλαγχνον*, 'a viscus,' and *παθος*, 'suffering.' A disease of the intestines.

SPLANCHNOSCLEROSIS, from *σπλαγχνον*, 'a viscus,' and *σκληρος*, 'hard.' Induration of a viscus.

SPLANCHNOTOMY, *Splanchnotom'ia*, *Splanchnotomē*, from *σπλαγχνον*, 'a viscus,' and *τεμνω*, 'I cut.' Dissection or anatomy of the viscera.

SPLAYFOOT, see *Kyllosis*.

SPLEEN, *Lien*, *Hepar sinistrum* seu *adulterinum*, (F.) *Kate*. A soft, spongy, parenchymatous organ; of a more or less deep violet red, situate deeply in the left hypochondrium, below the diaphragm, above the colon, between the great tuberosity of the stomach and the cartilages of the false ribs, and above and anterior to the kidney. Its ordinary length is 4½ inches; its thickness, 2½; and its weight 8 ounces. Its parenchyma, which is bathed in blood, contains a multitude of grayish, soft, and semi-transparent granulations—*splenic corpuscles*. It is covered by a serous membrane, furnished by the peritoneum; and by a proper coat, of a fibrous nature, which is intimately united with it, and transmits into its interior delicate, solid, and very elastic prolongations. At its inner edge is a fissure, by which the vessels and nerves enter the organ. The functions of the spleen are unknown. One of the latest opinions is, that it belongs to the lymphatic system.

SPLEEN, Hypochondriasis—s. *Supernumerary*, *Lienculus*.

SPLEENWORT, *Asplenium*, *Asplenium scolopendrium*—s. *Bush*, *Comptonia asplenifolia*.

SPLENAL'GIA, *Neural'gia lie'nis*, *Splenica*, *Splenodynia*, from *σπλην*, 'the spleen,' and *αλγος*, 'pain.' Pain in the spleen.

SPLENALGIA PHLEGMONODEA, *Splenitis*—s. *Subinflammatoria chronica*, *Splenoncus*.

SPLENECTAMA, *Splenoparectama*.

SPLENECTASIS, *Splenoparectama*.

SPLENECTOMIA, *Splenectomē*, from *σπλην*, 'the spleen,' *εκ*, 'out of,' and *τεμνω*, 'I cut.' Extirpation of the spleen.

SPLENECTOPIA, *Dislocatio lie'nis* seu *splenis*; from *σπλην*, 'the spleen,' and *εκτοπος*, 'out of place.' Dislocation of the spleen. Not a common occurrence.

SPLENEMPHRAXIS, *Splenophrax'ia*, from *σπλην*, 'the spleen,' and *εμφρασσω*, 'I obstruct.' Obstruction of the spleen.—Vogel.

SPLENES, Hypochondriasis.

SPLENETICUS, *Sple'nicus*, *Spleniticus*, *Lienosus*, (F.) *Katéleuz*. That which relates to the spleen: one labouring under diseased spleen. A medicine adapted for diseases of the spleen.

SPLENIC, *Sple'nicus*, *Sple'nicus*, from *σπλην*, 'the spleen.' That which relates to the spleen.

SPLENIC ARTERY. It arises from the cœliac; and passes from right to left, forming many windings along the upper edge of the pancreas, which lodges it in a special groove. It reaches the fissure of the spleen, and divides into several branches that enter the organ. In its course it furnishes the pancreatic, left gastro-epiploic, and the *vasa brevia*.

SPLENIC CACHEXIA; see Cachexia splenica—s. Corpuscles, see Spleen.

SPLENIC PLEXUS is a nervous network, which proceeds from the cœliac plexus, and accompanies the splenic artery, sending secondary plexuses to each division.

SPLENIC VEIN arises from the spleen, and accompanies the splenic artery; proceeding from left to right, to unite with the superior mesenteric vein, and to form, with it, the abdominal vena porta. In its course, it receives veins corresponding to the *vasa brevia*; the right and left gastro-epiploic, the duodenal, pancreatic, coronaria ventriculi, and inferior mesenteric veins.

SPLENICA, Splenalgia.

SPLENICUS, Splenicus, Splenic.

SPLENIOLOA, Compress.

SPLENIS TUMOR, Ague cake.

SPLENISATION, Splenization.

SPLENISCUS, Compress.

SPLENITICUS, Splenic.

SPLENITIS, from σπλην, 'the spleen,' and *itis*, denoting inflammation. Inflammation of the spleen. *Empres'ma splenitis, Inflammatio lienis, I. splenis, Splenalgia phlegmonoidea,* (F.) *Inflammation de la Rate.* A rare disease, characterized by local pain, swelling, and heat, which sometimes terminates by suppuration. It must be treated like other inflammations.

SPLENIUM, Compress—s. Cruciatum, *Croix de Malte.*

SPLENIUS, S. Capitis, S. Colli, (F.) *Cervico-dorso-mastoidien et dorso-trachélien, Cervico-mastoidien* (Ch.), *Posterior mastoid muscle.* So called from its resemblance to the spleen of certain animals. A muscle situate at the posterior part of the neck, and upper part of the back. It is much broader above than below, where it terminates in a point. It is attached, by its inner edge, to the spinous processes of the first five dorsal vertebræ; to that of the 7th cervical, and to the inferior part of the posterior-cervical ligament. By its upper extremity, it is attached to the transverse processes of the first two cervical vertebræ, to the mastoid process, and to the posterior surface of the occipital bone. Some have considered this muscle to be formed of two portions, which they have called *Splenius colli*, and *Splenius capitis*. The splenius extends the head, inclines it, and rotates it. If the splenii of each side act together, they extend the head.

SPLENIZATION, *Splenizatio*, (F.) *Splenisation*, from σπλην, 'the spleen.' A term applied to the state of the lung in the first or second stage of pneumonia in which its tissue resembles that of the spleen.

SPLENOCELE, *Her'nia liena'lis*, from σπλην, 'the spleen,' and κηλη, 'a tumour.' Hernia formed by the spleen.

SPLENODYNIA, Splenalgia.

SPLENOGRAPHY, *Splenograph'ia*, from σπλην, 'the spleen,' and γραφη, 'a description.' A description of the spleen.

SPLENOHÆMIA, (F.) *Splénohémie*, from

σπλην, 'the spleen,' and αἷμα, 'blood.' Congestion or hyperæmia of the spleen, a common phenomenon in many diseases, especially in typhoid and intermittent fevers.

SPLENOID, *Splenoïdes, Spleno'des*, from σπλην, 'spleen,' and εἶδος, 'resemblance.' Spleen-like. Having the appearance of the spleen.

SPLENOLOGY, *Splenolog'ia*, from σπλην, 'the spleen,' and λογος, 'a discourse.' A treatise on the spleen.

SPLENONCIE, Splenoncus.

SPLENO'NCUS, *Megalosple'nia, Hypertroph'ia seu Supernutri'tio splenis seu lie'nis, Intumescen'tia seu Infarctus seu Phycos'nia lienis, Splenalgia subinflammato'ria chronica, Splenemphraz'is, Hypersplenotroph'ia,* (F.) *Splénoncie, Hypertrophie de la Rate;* from σπλην, 'the spleen,' and ογκος, 'a tumour.' Tumefaction of the spleen. See Ague cake.

SPLENO PARECTAMA, *Splenec'tama, Splenoparectasis, Splenec'tasis*, from σπλην, 'the spleen,' and παρ'εκτανω, 'excessive volume.' Excessive enlargement of the spleen.—Ploucquet.

SPLENO PARECTASIS, Splenoparectama.

SPLENO PHRAXIA, Splenemphraxis.

SPLENO RRHAG'IA, from σπλην, 'the spleen,' and ραγη, 'rupture.' Hemorrhage from the spleen.

SPLENO SCIRRHUS, from σπλην, 'the spleen,' and σκίρρος, 'hardness.' Scirrhus or cancer of the spleen.

SPLENOT OMY, *Splenotom'ia, Splenot'omé*, from σπλην, 'the spleen,' and τεμνω, 'I cut.' Dissection of the spleen.

SPLINT, Teut. Splinter, from splijten, 'to split;' *Hastella, Ass'ula, Asser'culum, Plag'ula, Narthez, Fer'ula,* (F.) *Attelle, Eclisse.* A flexible and resisting lamina of wood, used in the treatment of fractures, to keep the fragments in apposition, and prevent their displacement. Splints are made of iron, wood, bark of trees, leather, pasteboard, &c. They are generally padded, and are fixed by a roller or by tapes, according to circumstances.

SPLINTER, (F.) *Esquille.* Same etymon. This term is sometimes applied to a small portion of wood, which occasionally enters the skin, and gives occasion to much irritation until it is removed,—*Aculeus lig'neus,* (F.) *Écharde.*

It is also applied to fragments that separate from a fractured or diseased bone.

SPLITROCK, *Heuchera cortusa.*

SPODIUM GRÆCORUM, Album græcum.

SPOLIARIUM, Apodyterium.

SPOLIATI'VA, from *spolio*, 'I take away.' *Phlebotom'ia spoliati'va,* (F.) *Soignée spoliative.* Blood-letting, used for the purpose of diminishing the mass of blood.

SPOLIARIUM, Apodyterium.

SPONDYLAL'GIA, *Spondylodyn'ia*, from σπονδυλος, 'a vertebra,' and αλγος, 'pain.' Pain in the vertebræ. *Cacorrhachitis.* See Vertebral Disease.

SPONDYLARTHRTIS, from σπονδυλος, 'a vertebra,' αρθρον, 'a joint,' and *itis*, denoting inflammation. Gouty or rheumatic inflammation of the spinal column.

SPONDYLARTHROCEAE, Vertebral disease.

SPONDYLI, Vertebræ.

SPONDYLIS, Coccyx.

SPONDYLITIS, *Inflammatio vertebræ*, from σπονδύλος, and *itis*, denoting inflammation. Inflammation of the vertebræ.

SPONDYLIUM, Coccyx, Heracleum spondylium.

SPONDYLOPACE, Vertebral disease.

SPONDYLODYNIA, Spondylalgia.

SPONDYLOPATHIA, from σπονδύλος, 'a vertebræ,' and πάθος, 'a disease.' A disease of the vertebral column.

SPONDYLOPYOSIS, Vertebral disease.

SPONDYLUS, σπονδύλος. A vertebræ; and, especially, the two large cervical vertebræ. Also, the vertex.

SPONGE, BASTARD, Alcyonium.

SPONGI. The tumefied glands of the neck.

SPONGIA, *Spongos*, *Sphongus*, *Spongia officinalis*, *Spongia Marina*, *Sponge*, (F.) *Éponge*. An organized marine substance, of the great class of Zoophytes, met with in many seas, but especially in the Mediterranean and Arabian. It is supple, elastic, porous, and capable of absorbing fluids in which it may be placed, and of thus increasing in size. It is employed in surgery, for cleansing or washing; for absorbing acrid discharges from ulcers; suppressing hemorrhage when the mouth of the vessel can be compressed by it, and for forming tents for dilating wounds; in which case, the sponge is immersed in melting wax, and cooled before being used. It is then called *Prepared Sponge* or *Sponge Tent*.

SPONGIA ASSA, S. Usta—s. Cynosbati, Bedegar.

SPONGIA USTA seu ASSA, *Carbo spongiæ*, *Burnt Sponge*, contains carbonate and phosphate of lime, carbonate of soda, charcoal, and iodine. It is used in bronchocele, scrofulous affections, and herpetic eruptions; and its good effects seem to be dependent upon iodine. It is made by cutting sponge into pieces, and heating it, that any extraneous matter may be separated; burning it in a close iron vessel until it becomes black and friable, and, lastly, rubbing it into very fine powder.—Ph. U. S.

SPONGIÆ LAPIS. A name given to small friable stones found in sponge. They were formerly esteemed lithontriptic.

SPONGIOIDES, Spongoid.

SPONGIOLE, *Spongiolum*: from σπογγιον, 'a sponge.' The soft succulent extremity of the fibrils or true roots of a plant, by which it absorbs or sucks up fluid. Similar spongioles have been supposed to exist at the terminations of the absorbents in animals.

SPONGION. Ancient name of an epithem made of goats' dung: and also of a malagma, which was considered capable of absorbing the serum in dropsies, like a sponge.—Paulus, Gorræus.

SPONGIOSUM (OS), Ethmoid bone.

SPONGIOSUS, Spongoid.

SPONGOID, *Spongoides*, *Spongioides*, *Spongioides*, from σπογγια, 'sponge,' and εἶδος, 'resemblance.' Resembling sponge. Of the nature of sponge.

SPONGOID INFLAMMATION, Hæmatodes fungus.

SPONGOID TISSUE, (F.) *Tissu spongioide*. An adventitious spongy tissue, found in cases of rickets.—Guérin.

SPONGOS, Tonsil.

SPONSA SOLIS, *Calendula officinalis*.

SPONTANEOUS, *Spontaneus*, from sponte,

'voluntarily.' That which occurs of itself, or without any manifest external cause. Evacuations are termed *spontaneous*, which are not produced by medicine. *Spontaneous lassitude* is that which is not the result of fatigue. Diseases are also *spontaneous* which supervene without apparent cause.

SPOONWOOD, *Kalmia latifolia*, *Tilia*.

SPORADIC, *Sporades*, *Sporadici*, *Morbi dispersi*, *Morbi sparsi*, from σπειρειν, 'to spread.' Diseases are so called which supervene indifferently in every season and situation, from accidental causes, and independently of any epidemic or contagious influence.

SPORE, *Sporule*, *Sporum*, *Sporulum*, from σπειρω, 'I sow.' The reproductive body in cryptogamous plants, which is analogous to the seed of phanerogamous plants.

SPORIDIUM; same etymon. The reproductive body in algaceous plants, which resembles the spore of other plants.

SPORULE, Spore.

SPORUM, Spore.

SPOTS, GERMINAL, see Molecule.

SPOTS, RED, (F.) *Taches rouges*, *Rose spots*. Small red spots which appear in typhoid fever, from the 8th to the 15th day of the disease. They are most frequently seen on the lower and middle portions of the chest, and upper part of the abdomen.

SPOTS, ROSE, see Spots, red.

SPRAIN, corrupted from strain:—*Subluxatio*, *Distortio*, *Diastrôphê*, *Diastremma*, *Luxatio imperfecta*, *Ecarthrema*, *Ecarthro'sis*; *Stremma*, *Thlasma Stremma*; a wrench, (F.) *Détorse*, *Entorse*, *Foulure*. A violent straining or twisting of the soft parts surrounding the joints. According to the degree of the sprain, the fibrous parts of the joint may be simply stretched, or they may be ruptured. This affection, which has been regarded as incomplete luxation, occurs, particularly, in the ginglymoid joints;—as in the foot, wrist, knee, &c. The violence causes an afflux of blood, the serum of the blood is poured out, and often the blood itself, owing to the rupture of vessels; and inflammation arises, which ends in resolution or induration. Local, antiphlogistic applications are required, with perfect rest; a d, when the inflammatory action has subsided, cold pumping and friction, with the application of a plaster and bandage, will afford support till the parts affected recover their due tone.

SPRAT, YELLOW-BILLED, *Clupea thryssa*.

SPRUCE BEER, *White Spruce Beer*. A beer made as follows. To 10 gallons of water, add 6 pounds of sugar, and 4 oz. of essence of spruce. Add yeast, and bottle, when ready. It is grateful and antiscorbutic.

SPRUCE BEER POWDERS may be formed of white sugar, ʒj, and ʒij; soda subcarb., gr. xxvj; essence of spruce, gr. x, in each blue paper; and acid of tartar, ʒss in each white paper. For half a pint of water.

SPUITIO, Exspuition.

SPUMA ARGENTI, *Plumbi oxydum semivitreum*—s. *Cerevisia*, *Yest*—s. *Triam draconum*, *Antimonium muriatum*.

SPUMEUX, Frothy.

SPUMOSUS, Frothy.

SPUNK, *Boletus ignarius*.

SPUR, Sax. ʃpur, (F.) *Éperon des Artères*.

The angle at which the arteries leave a cavity or trunk.

SPUR, Ergot.

SPURGE, CAPER, *Euphorbia lathyris*—s. Cypress, *Euphorbia Cyparissias*—s. Flax, *Daphne gnidium*—s. Flowering, large, *Euphorbia corollata*—s. Garden, *Euphorbia lathyris*—s. Greater, *Euphorbia palustris*—s. *Ipecacuanha*, *Euphorbia ipecacuanha*—s. Laurel, *Daphne laureola*—s. Marsh, *Euphorbia palustris*—s. Olive, *Cneorum tricoccon*—s. Olive, *Daphne mezereum*—s. Sea, *Euphorbia paralias*,

SPUTAMEN, Saliva, Sputum.

SPUTAMENTUM, Saliva, Sputum.

SPUTATIO, Exspuition.

SPUTUM, *Apochrem'ma*, *Chremma*, *Emp'tys'ma*, *Sputa'men*, *Pty'elon*, *Pytis'ma*, *Spit*, from *spuere*, *sputum*, 'to spit.' (F.) *Crachat*. The secretions ejected from the mouth in the act of spitting. It is composed of saliva, and of the mucus secreted by the mucous membrane of the nasal fossæ and fauces, and often by the membrane of the larynx and bronchia. The sputa are, sometimes, called *eruginous*, when of a greenish-yellow colour; *gummy*, when they resemble a thick solution of gum; *frothy*, (F.) *mousseux*, when covered with froth; *rubiginous*, (F.) *rubiginoux* ou *rouillés*, when of a reddish-yellow; and *streaked*, (F.) *striés*, when mixed with lines of blood. Also, saliva.

SPUTUM CRUENTUM, Hæmoptysis—s. Dulce, *Saccharorrhœa pulmonalis*—s. Oris, Salivation—s. *Saccharatum*, *Saccharorrhœa pulmonalis*—s. Sanguinis, Hæmoptysis.

SQUALLING, Vagitus.

SQUAMA, Scale, Table.

SQUAMÆ, Scaly diseases.

SQUAMARIA, *Plumbago Europæa*.

SQUAMEUX, Squamous.

SQUAMIFORMIS, Squamous.

SQUAMOUS, *Squamo'sus*, *Lepido'des*, *Lepido'des*; *Squamifor'mis*, *Scaly*; from *squama*, 'a scale.' That which relates to or resembles a scale.

SQUAMOUS PORTION of the temporal bone, (F.) *Portion Squameuse* ou *écailleuse* du *Temporal*, is the upper part of the temporal, so called from a fancied resemblance to a scale.

SQUAMOUS SUTURE, *Sutu'ra squamo'sa*, *S. mendo'sa* seu *lepidoe'des* seu *lepid'o'des*, *Sutu'ra cra'nii squamo'sa*, (F.) *Suture squameuse* ou *écailleuse*. The suture which unites the squamous portion of the temporal bone to the parietal.

Certain scaly cutaneous affections are also called *squamous*, (F.) *squameux*. See Scale.

SQUARE STALK, *Monarda coccinea*.

SQUAW-MINT, *Hedeoma*.

SQUAW-ROOT, *Actæa racemosa*, *Caulophyllum thalictroides*.

SQUAW-WEED, *Erigeron Philadelphicum*.

SQUELETTE, Skeleton.

SQUELETTEOLOGIE, Skeletology.

SQUILL, *Scilla*—s. Vinegar of, *Acetum scillæ*.

SQUILLA, *Scilla*.

SQUINANCIE, *Cynanche*, *Cynanche tonsillaris*.

SQUINANCY, COMMON, *Cynanche tonsillaris*.

SQUINANTHIA, *Cynanche*.

SQUINANTHUS, *Juncus odoratus*.

SQUINE, *Smilax China*.

SQUINSY, *Cynanche tonsillaris*.

SQUINTER, see *Strabismus*.

SQUINTING, *Strabismus*.

SQUIRRE, *Scirrhus*.

SQUIRROGASTRIE, *Scirrhogastria*.

SQUIRRUS, *Scirrhus*.

STACHELBERG, MINERAL WATERS OF. *Stachelberg Springs* are far down in the valley of the Linth, in Switzerland. The waters are sulphureous, and are much visited by gouty and rheumatic invalids.

STACHYS FÆTIDA, *Galeopsis*.

STACTE, *Myrrha*.

STADE, Stage.

STADIUM, Period, Stage.

STADIUM ANNIHILATIO'NIS seu CONVALESCEN'TIÆ. The period of recovery from disease.

STADIUM AUGMEN'TI seu INCREMENTI MORBI. The period or stage of increase of a disease.

STADIUM CALORIS, Stage, (hot)—s. *Convalescentiæ*, *S. annihilationis*.

STADIUM DECREMENTI. The period or stage of decrease of a disease.

STADIUM FRIGORIS, Stage, (cold)—s. *Incrementi Morbi*, *S. Augmenti morbi*.

STAFF, (D.) *Staf*. An instrument of great importance in lithotomy, — being the director for the gorget or knife. It is made of steel; and the handle is flat and rough, in order that it may be more securely held. The groove is on its convex surface.

STAFFA, Stapes.

STAG'S PIZZLE, see *Cervus*.

STAGE, *Sta'divum*, (F.) *Estage*, *Étage*, *Stade*. The period or degree of a disease; especially the period of an intermittent:—as the *cold stage*, — *sta'divum fr'igoris*, — *hot stage*, &c.

STAGGERWEED; *Delphinium*.

STA'GIUM. The sixth part of an ounce.

STAGMA, from *σταγών*, 'I distil'; *Stalag'ma*. Any distilled liquid or liquor.

STAGMA, *Gutta*.

STAGNA'TION, *Stagna'tio*, from *stagnare*, 'to form a pond.' Accumulation and retardation of fluids in any part of the body.

STAGNUM CHYLLI, *Receptaculum chyli*.

STAHLIAN. One who follows the doctrine of Stahl.

STAHLIANISM. The doctrine of Stahl, which considered every vital action under the direction and presidency of the soul. See *Animist*.

STALAGMA, *Stagma*.

STALAGMITIS CAMBOGIOIDES, see *Cambogia*.

STALAGMOS, *Distillation*.

STAL'TICUS, *Incarmans*.

STAMMERING, *Albulities*—s. of the *Fingers*, *Cramp*, *writers'*.

STANGOS, *Tin*.

STANNI MURIAS, *Tin*, *muriate* of—s. *Oxyduli murias*, *Tin*, *muriate* of.

STANNIOLUM, *Tinfoil*.

STANNUM, *Tin*—s. *Foliatum*, *Tinfoil*—s. *Indicum*, *Zincum*.

STAPEDIEN, *Stapedius*.

STAPE'DIUS, *Stapes*, (F.) *Stapedien*, *Pyramidal-stapedien*. A muscle of the middle ear, which draws the stapes obliquely upwards.

STAPES, *Stapha*, *Staffa*, 'a stirrup.' (F.) *Étrier*. The innermost of the small bones of the ear, so called because it resembles a *stirrup*. It is situate horizontally in the cavity of the tympanum. Its head, which is directed outwards, is articulated with the *os orbiculare*.

Its base faces inwards, and is applied to the fenestra ovalis, which it closes imperfectly, and to the membrane of which it is united. Its branches are one anterior, and the other posterior. They are curved; and the space between them is parabolic. Surgeons have given the name *Stapes* to a bandage used in bleeding from the foot; which forms a figure of 8 around the ankles.

STAPHA, Stapes.

STAPHIS, Delphinium staphisagria.

STAPHISAGRIA, Delphinium staphisagria.

STAPHISAIGRE, Delphinium staphisagria.

STAPHYLÆMATOMA, from *σταφυλή*, 'the uvula,' and *Hæmatoma*. A tumour formed by effusion of blood beneath the mucous membrane of the uvula.

STAPHYLAGRA, Staphylepartes.

STAPHYLE, Uvula, see *Vitis vinifera*.

STAPHYLEPARTEs, from *σταφυλή*, 'the uvula,' and *επαίγω*, 'I lift up;' *Staphylagra*. An instrument for laying hold of, and removing the uvula.—Paulus.

STAPHYLINI, see *Azygos muscle*—s. Medii, see *Azygos muscle*.

STAPHYLINO-PHARYNGEUS, Palatopharyngeus.

STAPHYLINUS EXTERNUS, Circumflexus.

STAPHYLIS, Nipple.

STAPHYLITIS, Uvulitis.

STAPHYLIUM, Nipple.

STAPHYLODIALYSIS, Cionis, Staphylædema.

STAPHYLÆDEMA, *Angi'na uvulæ'ris*, *Dysphagia uvulæ'sa*, *Hypostaphylê*, *Hypostaphylit'is*, *Staphylo'dial'ysis*, *Prolapsus* seu *Proptosis uvulæ*, *Casus Uvulæ*, *Himas*, *Himantoma*, *Himantosis*, *Staphylon'cus*, *Staphylon'cia*, *Cædema uvulæ*, *Productio uvulæ à pituitâ*, *Uvula decidua seu relaxata*, *Cras'pedon*. Relaxation and tumefaction of the uvula, which, either from inflammation or infiltration, hangs down so as to occasion difficult deglutition, cough, &c. Scarification, astringent gargles, and, if necessary, excision, constitute the treatment.

STAPHYLOMA, from *σταφυλή*, 'a grape.' *Uvd'tio*, *Myoceph'alon*, *Myioceph'alum*, *Parop'is* *Staphylo'ma*, *Staphylo'sis*, *Polygro'ma*. A name given to different tumours of the anterior surface of the globe of the eye.

STAPHYLOMA CONICUM, Staphyloma of the cornea—s. *Pellucidum conicum*, *Staphyloma of the cornea*.

STAPHYLOMA OF THE CORNEA, *Sugar-loaf Cornea*, *Con'ical Cornea*, *Con'ical hydrophthal'mia*, *Staphylo'ma con'icum*, *S. pellucidum con'icum*, *Conophthal'mia*, *Prolap'sus cor'neæ*, *Ceraton'cus*, *Hypercerato'sis*, *Hypercer'asis*, is an unequal, embossed, bluish or whitish, round or conical tumour; of variable size; formed by the projection of the transparent cornea, which is sometimes extenuated and distended, at others thickened.

STAPHYLOMA OF THE IRIS is the disease described by Scarpa under the name *Procidencia Iridis*. It is hernia of the iris, through an accidental opening of the cornea. Also, *iridauxe-sis*.

STAPHYLOMA OF THE SCLEROTIC differs from the last, in the prominence existing on a part

of the eye covered by the sclerotic, which is much thinner.

STAPHYLOMA UVEÆ, *Iridauxe-sis*.

STAPHYLONCIA, *Staphylædema*.

STAPHYLONCUS, *Staphylædema*.

STAPHYLOPLAS'TIC, *Staphyluplas'ticus*. from *σταφυλή*, 'the uvula,' and *πλασσω*, 'I form.' An epithet applied to the operation for replacing the soft palate, when it has been lost.

STAPHYLORAPHY, *Velosynth'esis*, *Staphylorrhaph'ia*, *Kionorrhaph'ia*, *Cionorrhaph'ia*, *Uranorrhaphê*, *Uranorrhaph'ia*, *Uraniscorrhaph'ia*, *Uraniscorrhaphê*, from *σταφυλή*, 'the uvula,' and *ραφή*, 'a suture.' The operation for uniting a cleft palate. It consists in paring the edges of the cleft; passing ligatures through them, and bringing them together.

STAPHYLOSIS, *Staphyloma*.

STAPHYLOTOMY, *Staphylotom'ia*, from *σταφυλή*, 'the uvula,' and *τομή*, 'incision.' Amputation of the uvula.

STAR-APPLE, BROAD-LEAVED, *Chrysophyllum cainito*—s. *Blazing*, *Aletris farinosa*—s. *Bloom*, *Spigelia Marilandica*—s. *Grass*, *Aletris farinosa*—s. *Knap-weed*, *Centaurea calcitrapa*—s. *Stroke*, *Coup-de-soleil*—s. *Wort*, *Aletris farinosa*—s. *Wort*, *golden*, *Bubonium*.

STARBECK SPA. A chalybeate spring at Harrowgate.

STARCH, *Amylum*—s. *Blue*, *Smalt*—s. *Iodide of*, see *Iodine*—s. *Potato*, see *Solanum tuberosum*.

STARKEY'S PILLS, see *Pilulæ ex helleboro et myrrhâ*.

STASE, *Stasis*.

STASIS, *στασις*, from *στω*, 'I stop.' (F.) *Stase*. This word has nearly the same signification as stagnation. Stagnation, however, sometimes includes a morbid condition of the fluids,—*Stasis never*.

STASIS, *Station*.

STATIC. An epithet applied to the physical phenomenon presented by organized bodies in contradistinction to the organic or vital.

STATICA SEPTI NARIUM, *Appendix cutanea septi narium*. The cutaneous appendage to the septum narium.

STATICE CAROLINIANA of the United States, *American Thrift*, *Marsh Rose'mary*, *Marsh Ropt*, *Seaside Thrift*, *Inkroot*, *Sea Lavender*, is considered to be a mere variety of the stative limonium.

STATICE LIMONIUM, *Behen rubrum*, *Limonium*, *L. majus*, *Behen*, *Sea Lav'ender*, *Red Behen*, *Behen Ackmar*, *Marsh Rose'mary*, *Lavender Thrift*, (F.) *Behen rouge*. Family, *Plumbaginææ*. *Sex. Syst.* Pentandria Pentagynia. The roots have been esteemed astringent, tonic, and eminently antiseptic.

STA'TION, *Statio*, *Stasis*, *Status*; from *stare*, 'to stand.' The act of standing.

STA'TIONARY, *Stacionarius*, from *stare*, 'to stand.' A name given by Sydenham and Stoll to certain diseases, which depend upon a particular state of the atmosphere; and which prevail in a district for a certain number of years, and then give way to others.

STATISTICS, MEDICAL, *Vital Statistics*, (F.) *Statistique médicale*. That part of medicine which relates to the detail of facts connected with the mortality, salubrity, &c. of different countries and situations.

It has also been used in a wider sense to signify the same as *Numerical method*, (F.) *Méthode numérique*; which is applied to the systematization of medical facts, or to the use of numbers in the investigation of disease.

STATISTICS, VITAL, Statistics, medical.

STATURE, *Statūra, Megēthos, Magnitudo corporis*. The height of the human figure. The following table exhibits the results of several admeasurements, with the heights of some of the monkey species, on the authority of Mr. Lawrence.

	Stature.	Fect.	In.
An Englishman, - - - - -	}	6	4½
		5	00
An Englishwoman, - - - - -	}	5	4
		5	00
European male skeleton, - - - - -	}	5	8
Do. - - - - -		5	5
A Negro at the Lunatic Hospital, Liverpool, - - - - -	}	5	10½
Another from Virginia, - - - - -		5	5½
Another from the Gold Coast, - - - - -	}	5	8
Another, - - - - -		5	00
Negro skeleton, - - - - -	}	4	11
Another, - - - - -		5	7½
A Lascar, - - - - -	}	5	4
Venus de' Medici, - - - - -		5	00
Tyson's Chimpanzé (<i>Simia Troglodytes</i>), - - - - -	}	2	2
Mr. Abel's Orang Outang, - - - - -		2	7
Camper's Do - - - - -	}	less than 30	
Mr. White's Monkey, - - - - -		2	2

STATUS, Acme—s. Cruditatis, Crudity—s. Erethiticus, Nervous diathesis—s. Gastricus, *Embarras gastrique*—s. Nervosus, Nervous diathesis—s. Sthenicus, Sthenia—s. Verminosus, Helminthiasis.

STAVESACRE, Delphinium staphisagria.

STAXIS, *Apostax'is*. A slight epistaxis or nasal hemorrhage.—Hippocrates.

STEAR, Pinguedo, Sevum.

STEARIN, see Pinguedo.

STEARRHŒA, *Steatorrhœa*, *Smegmatorrhœa*, *Smegmorrhœa*, *Sebœceous Flux*, from *στεαρ*, 'suet,' and *ρœα*, 'I flow.' Augmentation of secretion from the sebaceous follicles of the skin.

STEATITES, Polysarcia.

STEATOCELE, from *στεαρ*, 'suet,' and *κελη*, 'a tumour.' A tumour formed by a collection of steatomatous matter in the scrotum.

STEATOMA, *Tumor lar'deus*, from *στεαρ*, 'suet,' *Sevatio*, *Steatosis*, *Emphy'ma encystis steatoma*. An encysted tumour, whose contents are similar to fat.

STEATOPYGA; from *στεαρ*, 'fat,' and *πυγη*, 'buttocks.' Fat buttocks; such as exist in the Hottentot females.

STEATORRHŒA, Stearrhœa.

STEATOSIS, Steatoma.

STEATOSIS CORDIS, *Degeneratio adiposa cordis*, *Cardiethmoliposis* and *Cardiomyoliposis*, (Piorry), *Fatty heart*. Unusual deposition of fat on the heart:—by some presumed to be occasionally a true adipous degeneration of the substance of the heart, which is probably incorrect.

STEATOZOON FOLLICULORUM, Acaurus Folliculorum.

STEEL, Chalybs.

STEEPLE-BUSH, *Spirœa tomentosa*.

STEER'S OPODELDOCH, see Opedeldoch, Steer's.

STEGANOPODES, *στεγανποδες*, *Planipedes*. They who have flat feet, or are web-footed, from *στεγανος*, 'covered,' and *πους*, 'foot.'

STEGNOSIS, *Steno'sis*, *Constipatio*, *Stipatio*, *Condensatio*, *Obstructio*, from *στεγναι*, 'I constrict.' Constriction or narrowness of the pores and vessels. Stricture. Constipation. Suppression of the evacuations.

STEGNOTICA, Astringents.

STEIROSIS, Sterilitas.

STENGLIS, *Stridor dentium*.

STELLA, *Fus'cia stella'ta*, (F.) *Étoile*. A bandage, improperly compared to a star, because it is crossed like the letter X. This bandage is applied upon one or both shoulders. In the first case, it is called *simple*; in the second, *double*. It was employed in cases of fractures of the sternum, clavicle, and scapula; in luxations of the humerus, &c.

STELLA TERRÆ, *Plantago coronopus*.

STELLATA RUPINA, *Centaurea calcitrapa*.

STELOCHITIS, Osteocolla.

STENAGMUS, *Susprium*.

STENAXIS, *Susprium*.

STENIA, Sthenia.

STENICUS, Active.

STENOBREGMATE, see Cranium.

STENOCARDIA, *Angina pectoris*.

STENOCHOR'IA, *Stenochori'asis*. Angustia. Employed by some for contraction of the vagina.

STENOCORIA INTESTINI RECTI, Stricture of the rectum—s. *Cesophagi*, *Dysphagia constricta*.

STENOMYSTER'IA; from *στενος*, 'narrow,' and *μυτηγ*, 'nose.' Contraction of the nasal passages.

STENOSIS, Stegnosis.

STENOSTEGNOSIS, Stenostenosis.

STENOSTENOSIS, *Stenostegno'sis*; from *Steno*, and *στενωσις*, 'contraction.' *Obstructio ductus Stenoni'dani*; narrowness or contraction of the Duct of Steno.

STENOSTOMIA; from *στενος*, 'narrow,' and *στομαξ*, 'mouth.' Contraction of the mouth.

STENOTHORACES, from *στενος*, 'narrow,' and *θωραξ*, 'the chest.' They who have narrow chests.

STENTOROPHONUS, from *Στενωρ*, *Stentor*, a Greek in the army before Troy; and *φωνη*, 'voice.' One who has a strong voice.

STEPHANE, Crown.

STEPHENS, MRS., REMEDY FOR THE STONE. This consisted of lime, prepared by calcining the shells of eggs and snails, made into pills with soap. A decoction was, also, administered, consisting of chamomile, fennel, parsley, and burdock, with a portion of Alicant soap. Its virtues were dependent upon the lime and the tonic properties of the decoction. Hales, Hartley, Kirkpatrick, Lobb, and others, wrote in favour of this nostrum; and it was ultimately bought by the British parliament for £5000.

STERA, Uterus.

STERCORACEOUS, *Stercorarius*, *Diachoreticus*, *Ster'coral*, from *stercus*, 'dung.' *Fœcal*, (F.) *Stercoraire*, *Stercoral*.

The French use the term *Fistules stercoraires*

for those which are kept up by the constant passage of fecal or *stercora'ceous matter*. The name *Stercoraires* is sometimes given, in derision, to those physicians, who are fond of purging their patients: à *posteriori* has been similarly used.

STERCORAIRE, Stercoraceous.

STERCUS, Excrement, Fimus—s. Anseris, Fimus anseris—s. Caninum album, Album Græcum—s. Diaboli, Asafetida—s. Equi non castrati, Fimus.

STERCUS HUMANUM, Homerda. Human excrement.

STERCUS LACERTÆ, Crocodilia.

STEREOCYST'IS, from στερεος, 'hard,' and κυστις, 'cyst.' A hard steatoma.

STEREOS, Solid.

STEREOT'ICA, from στερεος, 'hard.' Fortuitous lesions or deformities affecting the hard parts. The 2d order, class *Tychica* of Good.

STERILE, *Ster'ilis*, *Agonos*, *Aph'orus*, *Aphor'icus*, *Abla'stes*, *Infecun'dus*, (F.) *Stérile*. Same etymonas *Stertilas*. Not producing fruit: *infecund*.

STERILIS, Sterile.

STERILITAS, *Agon'ia*, *Steiro'sis*, *Stiro'sis*, *Agenne'sia*, *Agenne'sis*, *Infecun'ditas*, *Steril'ity*, *Acy'e'sis*, *Bar'renness*, *Infecun'dity*, *Apho'ria*, *Ateo'ria*, *Atoc'ia*, from στερος, or στερεος, 'hard, barren.' Quality of that which is barren. Sterility may be *absolute* or *relative*. The former depends upon some vitious conformation of the genital organs, apparent or concealed, and occasionally admits of cure. Sterility is *relative* when a female does not conceive with one individual, but does with another. Sterility in females is often dependent upon a condition of the uterus characterized by membranous menstruation.

STERNALGIA, Angina pectoris.

STERNO-CLAVICULAR, *Sterno-clavicu-laris*. That which relates to the sternum and clavicle.

STERNO-CLAVICULAR ARTICULATION is the union of the inner extremity of the clavicle with a round facette at each side of the superior extremity of the sternum. In this articulation there are, besides the incrusting cartilages, two *radiated sterno-clavicular*, (F.) *Sterno-clavicu-laires rayonnées*; one anterior, and one posterior—an *inter-clavicular ligament*, extending between the two clavicles, and two synovial capsules, separated by an *inter-articular fibro-cartilage*. The costo-clavicular ligament may also be considered to belong to this articulation.

STERNO-CLAVIO-MASTOÏDIEN, Sterno-cleido-mastoideus—s. Cleido-hyoideus, Sterno-hyoideus.

STERNO-CLEIDO-BRACHIALIS, Pectoralis major.

STERNO-CLEIDO-MASTOÏDEUS, *Sterno-mastoïdeus*, *Cleido-mastoïdeus*, *Mastoïdeus*, *Mastoïdeus anterior*, *Nuta'tor cap'itis*; (F.) *Sterno-clavio-mastoïdien*, *Sterno-mastoïdien*; from στερον, 'the sternum,' κλεις, 'the clavicle,' and μαστος, 'the mastoid process.' A muscle situate at the anterior and lateral part of the neck. It is long and flattened: simple, above: and divided into two portions below; where it is inserted into the anterior and superior part of the sternum, and the inner quarter of the clavicle. Above, it terminates at the mastoid process, which it embraces, at the neigh-

bouring part of the temporal bone, and at the outer third of the upper curved line of the occipital bone. It carries the head forward; inclines, and rotates it to one side. When both contract, they bend the head directly forwards.

STERNO-COSTAL, *Triangularis sterni*—s. *Costo-clavio-huméral*, *Pectoralis major*—s. *Huméral*, *Pectoralis major*.

STERNO-HYOÏDEUS, *Sterno-cleido-hyoïdeus*, *Sterno-hyoïdes*, *Hyoïdes primus*: from στερον, 'the sternum,' and υοιδης, 'the os hyoïdes.' A muscle situate at the anterior part of the neck; inserted, above, at the inferior edge of the body of the hyoid bone; below, into the upper part of the posterior surface of the sternum;—at the posterior part of the sterno-clavicular articulation, and sometimes into the cartilage of the first rib. It depresses the os hyoïdes.

STERNO-MASTOÏDIEN, *Sterno-cleido-mastoïdeus*—s. *Pubien*, *Rectus abdominis*.

STERNO-THYROÏDEUS, *Sterno thyroïdes*, *Bron'chius*. A muscle, situate at the anterior part of the neck. It is attached, above, to the oblique line seen on the outer surface of the thyroid cartilage; and terminates, below, at the upper part of the posterior surface of the sternum, and the cartilage of the second rib. When it contracts, it depresses the thyroid cartilage and os hyoïdes, by the medium of the thyroïd membrane.

STERNODYNIA SYNCOPALIS, Angina pectoris—s. *Syncoptica et Palpitans*, Angina pectoris.

STERNUM, *Sternon*, from στερεος, 'solid;' *Pectus*, *Os asser seu pectorie seu ziphoïdes seu gladi'oli seu ensi'formè*, *Scutum cordis*, *Breast Bone*. An azygous symmetrical bone, situate at the forepart of the chest. It is flat; broad above; narrower in the middle; and terminates, below, by a pointed cartilage—the xiphoid. It has an *anterior* or *cutaneous surface*, a *posterior* or *mediastinal*—a *superior* or *clavicular extremity*, and an *inferior* or *abdominal*. It is articulated with the clavicles and the seven upper ribs on each side, by means of their cartilages. According to Bèclard, it is formed of six principal bones, which he names, from their position, 1. *Primi-sternal* or *clavi-sternal*: 2. *Duo-sternal*: 3. *Tri-sternal*. 4. *Quarti-sternal*: 5. *Quinti-sternal*: 6. *Ultimi-sternal* or *ensi-sternal*.

STERNUMENTUM, Sneezing.

STERNUTAMENTORIA, Achillea ptarmica.

STERNUTAMENTUM, Sneezing:

STERNUTATIO, Sneezing.

STERNUTATOIRE, Sternutatory.

STERNUTATORY, *Sternutato'rius*, from *sternutare*, 'to sneeze.' *Sternutamen'tum*, *Er-rhi'num*, *Ptar'micum*, *Anarri'num*, (F.) *Sternutatoire*. A substance which provokes sneezing;—as tobacco, &c.—See Errhine.

STERTEUR, Stertor.

STERTOR, *Ronchus* or *Rhonchus*, *Ronchus*, *Rhencus*, (F.) *Sterteur*, *Ronflement*, from *sterte*, 'to snore.' The deep snoring which accompanies inspiration in some diseases, particularly in apoplexy. Such respiration is said to be *stertorous*; *Rèspiratio stertuo'sa* seu *stertens* seu *stertoro'sa*.

STETHÆMIA, *Hyperæ'mia Pulmo'nium* seu *Pectoris*, *Conges'tio Pulmonum* seu *Pectoris*,

(F.) *Hyperæmie des Poumons, Congestion des Poumons.* Hyperæmia of the lungs. Congestion or accumulation of blood in the pulmonary vessels,

STETHOCATHARSIS, Expectoration.

STETHOCHYSIS, Hydrothorax.

STETHODESMIS, Corset.

STETHODESMIUM, Corset.

STETHODESMUS, Corset.

STETHORRHEUMA, Pleurodynia.

STETHOSCOPE, *Stethoscopium, Stethoscopia*, *Echoscopium, Psophometer, Thoracoscopium*, from *σθησε*, 'the chest,' and *σκοπεω*, 'I examine.'

An instrument invented by Laënnec, of Paris, for exploring the chest.

The stethoscope, sometimes called *Pectoriloque*, is a cylinder of wood, from four inches to a foot long; pierced through and through by a longitudinal canal about a quarter of an inch in diameter. The longer are generally composed

of two portions, that fit together by means of a screw, one of which is hollowed at the extremity, in the shape of a funnel. These two portions being screwed to each other, the physician lays hold of the instrument, as he would

of a pen, puts the funnel-shaped extremity on the chest of the patient, and applies his ear to the other. To explore the pulsations of the heart, the funnel is plugged up by a piece of the same kind of wood accurately adapted to it, and

pierced by a canal of the same width as that in the body of the instrument. Stethoscopes are sometimes flexible, like the flexible ear-trumpet.

This mode of examining affections of the chest, *Stethoscopy, Stethoscopia*, &c., is what Laënnec terms *Auscultation médiante, Médiate Auscultation*.

STETHOSCOPIA, see Auscultation, and Stethoscope.

STETHUS, Thorax.

STEW, Stove.

STHENIA, *Steni'a, Diathesis sthenica*, *Status sthenicus, Vis aucta*, from *σθενος*, 'strength,' 'power.' Excess of strength; excitement of the organic actions. A word used, especially by the Brunonians, as well as *Asthenia*,—its antitheton. *Sthenic* or *dynamic diseases* are such as depend upon excessive excitement.

STHENICUS, Active.

STHENOPYRA, Synocha.

STIBI, Antimonium.

STIBIALIS, Antimonial.

STIBIATUS TARTRIS LIXIVIÆ, Antimonium tartarizatum.

STIBII BUTYRUM, Antimonium muriatum

—s. Deuto-murias sublimatis, Antimonium muriatum—s. et Potassæ deuto-tartras, Antimonium tartarizatum—s. Hydrosulphuretum rubrum, Antimonii sulphuretum rubrum—s. Oxidum acido muriatico oxygenato paratum, Algaroth—s. Oxidum album mediante nitro confectum, Antimonium diaphoreticum—s. Oxidum præcipitando paratum, Algaroth—s. Oxodes album, Antimonium diaphoreticum—s. Oxodes sulphuretum, Antimonii sulphuretum præcipitatum—s. Oxydi sulphurati hydro-sulphuretum luteum, Antimonii sulphuretum præcipitatum—s. Oxydulati sulphuretum, Antimonii sulphuretum præcipitatum—s. Oxydulum vitreum, Antimonii vitrum—s. Oxydum semivitreum, Antimonii vitrum—s. Oxydum sulphuratum, Oxydum stibii sulphuratum—s. Subhydrosulphas, Antimonii sulphuretum rubrum—s. Sub-

urias præcipitando paratum, Algaroth—s. Sulphurati hydrosulphuretum rubrum, Antimonii sulphuretum rubrum—s. Sulphuretum nigrum, Antimonium—s. Vitrum, Antimonii vitrum.

STIBIOSUM HYDROSULPHURETUM CUM SULPHURE, Antimonii sulphuretum præcipitatum—s. Oxidum, Antimonium diaphoreticum.

STIBIUM, Antimonium.

STICHAS ARABICA, *Lavendula stæchas*.

STICKWORT, Agrimony.

STICTA PULMONACEA, Lichen pulmonarius.

STIFF JOINT, MUSCULAR, Contractura.

STIFF JOINTS, Milk sickness.

STIFFNECK, Torticollis.

STIGMA, Cicatricula.

STIGMATA, see Nævus.

STIGMATA OVARIO'RUM, *Cicatrice Ovariorum*. The cicatrices left in the ovary after the escape of ova.

STILBOMA, Cosmetic.

STILLA, Gutta.

STILLATIO SANGUINIS E NARIBUS, Epistaxis.

STILLCIDIUM, *Substillum*, from *stillare*, 'to drop.' This term is often used synonymously with *Strangury*. It means the flow of any fluid—particularly the urine—drop by drop. Also a kind of embrocation, *Stillicidium supra partem*, effected by dropping a liquid upon a part.

STILLCIDIUM LACHRYMARUM, Epiphora—s. Narium, Coryza—s. Sanguinis e naribus, Epistaxis—s. Supra partem, see Stillicidium.

STILLINGIA, *S. sylvatica, Queen's Root, Queen's delight, Yaw root, Mar'cory, Cockup hat*. An indigenous plant, which grows in pine barrens, from Virginia to Florida. *Sex. Syst.* Monœcia Monadelphia. *Nat. Ord.* Euphorbiaceæ. The root is said to be used in syphilis, obstinate cutaneous affections, &c., like sarsaparilla.

STIMATOSIS, *Stymatosis, Hæmorrhægia Penis, Stymatorrhægia, Phallorrhægia, Caulorrhægia*, from *στυμα*, 'priapism,' itself from *στυειν*, 'to erect.' Hemorrhage from the male organ, accompanied or not with priapism.

STIMMI, Antimonium.

STIMULANT, *Stimulans, Excitans, Excitant, Incitans, Incentivum, Irritans, Incitant*, from *stimulare*, 'to goad.' A medicine which has the power of exciting the organic action of the different systems of the economy. Some stimulants are *diffusible*,—that is, have a prompt but temporary action; others are *permanent* or *persistent*. The action of stimulants is called *Stimulation, Stimulatio, Incitatio*.

The chief stimulants are the following:—Æther Sulphuricus, Ammonia, Asafetida, Brucia, Camphora, Capsicum, Castoreum, Cinnamonum, Copaiba, Cubeba, Guaiacum, Hydragryri Præparata, Iodinum, Nux Vomica, Olea Essentialia, Opium (in small dose), Piper, Sinaapis, Strychnia, Zingiber,—Alcohol, Caloric, Electricity, Mental Emotions, (the Impetuous.)

STIMULUS, 'a goad.' *Incitamentum, Irritamentum, Irritamentum, Potentia Irritans*. Any thing which excites the animal economy.

STINK POKE, *Dracontium fœtidum*—s. Weed, *Chenopodium anthelminticum, Datura stramonium, Polanisia graveolens*.

STIPATIO, Stegosis.

STIPATIO TELÆ CELLULOÆ INFANTUM. In-
duration of the cellular tissue of children.

STIROISIS, Sterilitas.

STITCH, Pleurodynia—s. Common, Suture,
common—s. Royal, Suture, common—s. in the
Side, Pleurodynia.

STIZOLOBIUM, Dolichos pruriens.

STLENGIS, Stridor dentium.

STOCHEION, Element.

STOCKING, LACED, (F.) *Bas lassé*. A
bandage used by surgeons, which consists of a
stocking made of firm cloth or dog-skin, admit-
ting of being tightly laced anteriorly. It is
employed in varices and ulcers of the legs.

STECCHAS ARABICA, Lavendula stœchas.

STOMA, Mouth.

STOMAC'ACE, *Stomatoc'acé, Stomal'gia,*
Labrisul'cium, Cheiloc'acé, Uloc'acé, Cheiloma-
la'cia, Stomatou'na, Stomatonecro'sis, from
στομα, 'the mouth,' and *κακος,* 'evil.' *Cancer*
Oris, Canker. Fœtor of the mouth with a
bloody discharge from the gums. (F.) *Cancer*
aquatique; see *Cancer Aquaticus.* Also,
Scurvy.

STOMACACE, *Porphyra nautica*—s. *Gangræ-*
nosum, Cancer aquaticus—s. *Universale, Pur-*
pora hæmorrhagica.

STOMACAL, Stomachal.

STOMACALGIA, Cardialgia.

STOMACH, *Stomachus, Ventic'ulus, Ne-*
dys, Anocæ'lia, Gaster, (F.) *Estomac,* from
στομα, 'a mouth.' One of the principal organs
of digestion. It is a musculo-membranous re-
servoir; continuous, on the one side, with the
œsophagus; on the other, with the duodenum.
It is situate beneath the diaphragm, between the
liver and the spleen; and occupies the epigas-
trium and a part of the left hypochondrium.
In it the food is converted into chyme. When
viewed externally, the stomach has, 1. An an-
terior face, which looks a little upwards. 2. An
inferior face, directed downwards. 3. An
inferior or colic margin, which is convex and
extensive, and is called the *greater curvature,*
(F.) *Grand courbure.* It gives origin to the
omentum majus. 4. A superior or diaphrag-
matic margin, which is shorter, concave, and is
called the *lesser curvature,* (F.) *Petit courbure.*
The lesser omentum is attached to this. 5. A
left or œsophageal orifice, called, also, the *car-*
dia, Os ventic'uli or *upper orifice.* 6. A right
or intestinal, or inferior orifice, called the *py-*
lorus. 7. A considerable dilatation, situate to
the left of the cardia and greater curvature—
the *great tuberosity of the stomach;* and, 8. A
less extensive dilatation, situate to the right of
the greater curvature,—the *lesser tuberosity* or
lesser cul-de-sac, Antrum Pylori. The inner
surface of the stomach is of a reddish-white
colour, and has a marbled appearance. It is
constantly covered by thick mucus, and is
lined by a mucous membrane, which presents
numerous wrinkles. The parietes of the stom-
ach consist of three membranes in superpo-
sition. The outermost is serous: and is an ex-
tension of the peritoneum; the middle coat is
muscular,—some of its fibres running longitu-
dinally; others, transversely: the innermost
membrane is of a mucous nature, *Crusta villosa*
ventric'uli, Gastro-myco'd'eris, but not exactly
a continuation of the membrane that lines the
œsophagus. The mucous and muscular mem-
branes form, at the pylorus, a valve, called

the *Pyloric valve.* These three coats are united
by a dense, close, cellular membrane; and, be-
tween the mucous and muscular coats, along
the two curvatures especially, is a quantity of
muciparous glands, called *Glands of Brunner.*
The arteries of the stomach are very numerous,
and proceed from the coronaria venticuli, the
pyloric, splenic, and right and left gastro-epi-
loic. The veins have the same name, and pur-
sue the same course as the arteries. They pour
their blood into the trunk of the vena porta.
Its lymphatic vessels are very numerous, and
pass into ganglia, situate along the two curva-
tures. The nerves of the stomach proceed from
the pneumogastric, and three divisions of the
celiac plexus.

STOMACH DISEASE, Limosis.

STOMACH PUMP, *Gastren'cheta, Antli'a gas-*
trica. A useful instrument for conveying fluids
to the stomach, when deglutition is impracti-
cable, and for pumping up the contents of the
stomach. It consists of a forcing syringe, to
the bottom and nozzle of which flexible tubes
can be attached. When the object is to force
fluids into the stomach, the stomach-tube must
be attached to the nozzle, and passed down the
throat,—the tube connected with the bottom
of the syringe being placed in the fluid to be in-
jected. To empty the stomach, the stomach-
tube must be attached to the bottom of the in-
strument. This instrument has been of great
service where poisons have been taken. The
antidote, when any exists, and is at hand should
be administered immediately prior to its use.

The stomach pump was first employed in
America by Dr. Physick, in the year 1812.

STOMACH, SICK, Milk sickness—s. Tube, see
Tube, œsophageal.

STOMACHAL, *Stomach'ic, Cardi'acus, Stom-*
mach'icus, Stomacha'lis, Viscera'lis, (F.) *Sto-*
macal, Stomachique. That which belongs to
the stomach; that which is good for the stom-
ach; which strengthens the stomach. A me-
dicine that gives tone to the stomach.

STOMACHALGIA, Cardialgia.

STOMACHI RESOLUTIO, Dyspepsia.

STOMACHIC, Stomachal.

STOMACHIQUE, Stomachal.

STOMACHUS, from *στομα;* 'mouth.' This
word has been used in several different accepta-
tions; for example, for the œsophagus, for the car-
diac orifice of the stomach, (see *Cardia*.) and for
the stomach itself. Hippocrates calls the neck of
the bladder *στομαχος κυστω;* and the neck of
the uterus *της μήτρας στομαχος.*

STOMAL'GIA, *Stomatal'gia, Stomatodyn'ia,*
from *στομα,* 'mouth,' and *αλγος,* 'pain.' Pain
in the mouth; *Stomac'acé.*

STOMAPYRA, Aphthæ—s. Aphtha, Aphthæ.

STOMATALGIA, Stomachal.

STOMAT'IC, *Stomat'icus,* from *στομα,*
'mouth.' A medicine used in diseases, &c., of
the mouth. Dentifrices, masticatories, &c., are
stomatics.

STOMATITE APHTHEUSE, Stomatitis,
aphthous—s. *Charbonneuse, Cancer aquaticus*
—s. *Couenneuse, Stomatitis, pseudo-membra-*
nous—s. Crêmeuse pultacée, Aphthæ—s. Folli-
culéuse, Stomatitis, aphthous—s. Gangrèneuse,
Cancer aquaticus—s. Mercurielle, see Salivation,
mercurial—s. Ulcéreuse, Stomatitis, aphthous.

STOMATITIS, from *στομα,* 'the mouth,'
and *itis,* denoting inflammation. (F.) *Inflam-*

mation de la Bouche; Inflammation of the mouth.

STOMATITIS, APHTHOUS, S. follicular, S. ulcerous, Emphly'sis Aphthæ, A. Adulto'rum, (F.) Stomatite, S. aphtheuse, S. folliculeuse, S. ulcèreuse. An inflammation of the follicles of the mouth, constituting the aphthæ of the adult, which is generally accompanied by cephalic, gastric, and general disturbance. It may be either discrete or confluent, and requires general and local treatment, adapted to the case.

STOMATITIS, ERYTHEMATOUS. Simple inflammation of the mouth.

STOMATITIS, EXSUDATIVA, Aphthæ—s. Follicular, S. aphthous—s. Gangrenous, Cancer aquaticus.

STOMATITIS, MERCURIAL, Hydrargyrostomatitis, Hydrargyrostomatitis, Stomatitis mercurialis. Inflammation of the mouth induced by mercury.

STOMATITIS OF NURSING-WOMEN appears to be a variety of S. aphthous.

STOMATITIS, PSEUDOMEMBRANOUS, (F.) Stomatite couenneuse, Diphthèrite buccale; Pseudomembranous inflammation of the mouth;—in its worst form, *Stomatyphus, (F.) Fégarite.* Inflammation of the mouth accompanied by the exudation of a false membrane,—a disease which is rarely seen except in large foundling establishments.

STOMATITIS, ULCEROUS, S. aphthous—s. Vesiculosa infantum, Aphthæ.

STOMATOCACE, Stomacace.

STOMATODYNIA, Stomalgia.

STOMATOGASTRIC, Sto'mato-gast'ricus, from *στομα*, 'the mouth,' and *γαστηρ*, 'the stomach.' Appertaining to the mouth and stomach,—as the *stomato-gastric ganglia* of the lower animals.

STOMATOMALACIA PUTRIDA, Cancer aquaticus.

STOMATONECROSIS, Cancer aquaticus, Stomacace.

STOMATONOMA, Stomacace.

STOMATOPA'NUS, from *στομα*, 'the mouth,' and *πανος*, 'a glandular tumour.' Stomatophy'ma glandulosum, Panus Fau'cium. Tumefaction of the glands of the mouth.

STOMATOPHY'MA, from *στομα*, 'the mouth,' and *φουα*, 'a swelling.' A swelling in the mouth.

STOMATOPHYMA GLANDULOSUM, Stomatopanus.

STOMATOPLASTIC, Stomatoplas'ticus; from *στομα*, 'the mouth,' and *πλασσω*, 'I form.' The operation of forming a mouth, where the aperture has been contracted from any cause.

STOMATORRHAG'IA, Stomatorrhæ'a, Hæmorrhag'ia oris, H. fau'cium, San'guinis profu'vium ex Orè, Hæmorrhoides Oris, Stomatosis, Stomorrhag'ia, (F.) Hæmorrhagie buccale, from *στομα*, 'the mouth,' and *εξηγνυμι*, 'I break out.' Hemorrhage from the mouth.

STOMATORRHAGIA ALVEOLORUM, Phatnorrhagia—s. Gingivarum, Ulorrhagia.

STOMATORRHEA, Stomatorrhagia.

STOMATOSCOPE, from *στομα*, 'mouth,' and *σκοπεω*, 'I view.' Any instrument for keeping the mouth open, so as to permit the parts within to be inspected; *Speculum oris.*

STOMATOSEPSIS, Cancer aquaticus.

STOMATOSIS, Stomatorrhagia.

STOMATOSPASMUS; Trismus.

STOMATYPHUS, Stomatitis, pseudomembranous.

STOMOMANICON, Platysma myoides.

STOMORRHAGIA, Stomatorrhagia.

STONE IN THE BLADDER, Calculi, vesical—s. Binder, Osteocolla—s. Crop, Sedum—s. Crop, biting, Sedum—s. Mint, Cunila mariana—s. Pock, Acne—s. Root, Collinsonia Canadensis.

STONES, THE, Testes.

STOOL, Dejectio.

STORAX, Styrax—s. Liquida, Liquidambar styraciflua.

STOREY'S WORM CAKES. An empirical preparation, formed of *calomel* ℞j, *jalap.* ℥j, *zingib.* ℞ij, *sacch.* ℥j, *cinnab. antim.* q. s. to colour them; *syrup. simpl.* q. s. to make into cakes.

STORKBILL, Geranium maculatum.

STOVE. Old French *Estuve, Stupa*; a *Stew, Estuvarium, (F.) Étuve.* A limited space, warmed artificially, and in which the air is slowly renewed. It is used for drying various substances, as plants, extracts, conserves, &c., or for taking vapour baths. In this case, the *stew* or *stove* is said to be *wet* or *humid*; in the opposite case, it is said to be *dry, (F.) sèche.* The latter, which is used by the Turks, is the *Lacnicum* or *Calidarium* of the Romans. The former is their *Tepidarium*, or *Vaporarium.* These kinds of baths greatly excite the cutaneous transpiration; and are valuable agents in rheumatic and other affections.

STRABI, see Strabismus.

STRABILISMOS, Strabismus.

STRABISMUS, Strabismus, Parop'sis Strabismus, from *στρεβος*, 'twisted,' 'one who squints;' *Strabos'itas, Lozophthalmus, Distorsio, Lus'citas, Ilo'sis, Ilo'stis, Helo'sis, Squinting, Goggle Eye, (F.) Strabisme, Vue louche, Louchement.* Want of concordance of the optic axes. It may be dependent upon natural or acquired inequality in the action of the motory muscles of the eye; on a convulsive state of one of those muscles; a difference in the sensibility of the two eyes; or a cerebral affection. In the treatment, if the disease seem to depend upon an excess of strength in one of the motory muscles, we must endeavour to give tone to that which is too weak, by placing before the eye a mask having a small aperture on the side to which it is necessary to direct the pupil; or by wearing glasses, provided with a piece of looking-glass, on the side to which the eye is vitiously turned; so that the reflection may be inconvenient, and occasion the organ to be turned in an opposite direction; or by putting a black patch on the angle opposite to that to which the eye is turned. If owing to weakness, the organ must be strengthened by being exerted alone, and by leaving the other at rest. If the disease be symptomatic of cerebral affection, attention must, of course, be directed to the latter.

Those affected with Strabismus are called *Strabi, Strabones, Straboni, Strebli, Illi, Squinters;* in French, *Louches, Bigles.*

STRABONES, see Strabismus.

STRABONI, see Strabismus.

STRABOSITAS, Strabismus.

STRABOT'OMY, Strabotom'ia, from *στρεβ-*

βοο, 'one who squints,' and *τομή*, 'incision.' The operation for the removal of squinting by the division of the muscle or muscles that distort the eye-ball.

To STRAIN, *colare*, (F.) *couler*, from *σφραγίζω*, *stringere*; (F.) *astreindre*, 'to constrict or squeeze.' To pass decoctions, infusions, &c., forcibly through linen; also, to exert an effort. This is accomplished by fixing firmly the parts where the muscles to be exerted originate, in order that their full power may be developed.

STRAINING, Nisus.

STRAITS OF THE PELVIS, see Pelvis.

STRAMOINE, *Datura stramonium*.

STRAMONIA, *Datura stramonium*.

STRAMONIUM, *Datura stramonium*—s. *Majus album*, *Datura stramonium*—s. *Spinosum*, *Datura stramonium*.

STRANGALIDES, from *σφραγίζω*, 'I torment.' Small, hard tumours, which form in the breast, when the milk does not find issue.

STRANGALION, Tubercle.

STRANGALIS, Tubercle.

STRANGALISMUS, Strangulation.

STRANGERS' FEVER, see Fever, strangers'.

STRANGULATIO, Orthopnœa, Strangulation—s. Uterina, Angone.

STRANGULATION, *Strangulatio*, *Præix*, *Præixmos*, *Strangalis'mus*, (F.) *Étranglement*, *Strangulation*. State of a part too closely constricted. Thus we say that there is *strangulation* of an intestinal hernia, when the opening that gives passage to the portion of protruded intestine contracts, so as to intercept the continuity of the digestive canal. In *Legal Medicine*, it means the forcible obstruction of the air passages, by a ligature or by the hand for criminal purposes. See Suffocation.

STRANGULATOR, see Lycoides.

STRANGURIA, Enuresis—s. Cruenta, Cystorrhagia.

STRANGURIE, Strangury—s. *Menstruelle*, *Dysmenorrhœa*.

STRANGURY, *Strangu'ria*, *Paru'ria stillantia*, from *σφραγίζω*, 'to squeeze,' and *ουρον*, 'urine.' *Dysu'ria*, *Urinæ Stillicidium* vel *Substillum*, (F.) *Strangurie*. Extreme difficulty in evacuating the urine, which issues only drop by drop, and is accompanied with heat, pain, tenesmus at the neck of the bladder, &c. See Ischuria, and Retention.

STRATHEPPER, MINERAL WATERS OF. A sulphuretted water, at Strathpeffer, a few miles west from Dingwall in Ross-shire, Scotland. It contains sulphate of soda, sulphate of lime, chloride of sodium, sulphate of magnesia, and sulpho-hydric acid.

STRATIOTES, *Achillea millefolium*.

STRATUM PROLIGERUM, Proligerous disc.

STRAWBERRY, *Fragaria*—s. Bush, *Euonymus Americanus*—s. Shrubby, *Rubus arcticus*—s. Tree, *Euonymus Americanus*.

STREATHAM, MINERAL WATERS OF. Streatham is a village near London. The waters are saline and cathartic.

STREBLI, see Strabismus.

STREBLOSIS, Luxation.

STREMMIA, Luxation. SpRAIN.

STREPITUS MORBUS. 'Noisy disease.' A kind of flatulent disease, said by Sorbait to be not uncommon in the Austrian Alps,

in which emphysematous tumours form on different parts of the body,—accompanied by sonorous excretions of gas by the mouth and anus.

STREPITUS AURIUM, Tinnitus aurium.

STRETCHING, PANDICULATION.

STRI—VIBICES—s. Ciliares, Ciliary processes—s. Corneæ, *Tenia semicircularis*—s. *Retinæ subjectæ ligamento ciliari*, *Halo signatus*—s. *Semilunares*, *Tænia semicircularis*.

STRIATED MUSCULAR FIBRE, see Muscular fibre.

STRIATUS, *Cannelé*, Grooved, see Corpora striata.

STRIBILIGO, Efflorescence.

STRICTURA, Stricture—s. Ani, Stricture of the rectum—s. *Intestini recti*, Stricture of the rectum—s. *Intestini recti spasmodica*, Stricture of the rectum, spasmodic—s. *Œsophagi callosa*, *Dysphagia constricta*—s. *Œsophagi spasmodica*, *Œsophagismus*—s. *Pharyngis seu œsophagi vera*, *Dysphagia constricta*—s. *Præputii*, *Phimosi*—s. *Urethræ*, *Urethrostenosis*.

STRICTURE, *Strictu'ra*, from *stringere*, *strictum*, 'to tie hard.' *Coarctatio*, *Stegno'sis*, (F.) *Rétrécissement*. A diminution or contracted condition of some tube or duct, as the œsophagus, rectum, urethra, &c. This must be dilated by appropriate bougies. Strictures may, also, occur in the intestines, &c.: they are unmanageable, with the exception of those of the rectum, which admit of topical applications.

STRICTURE OF THE ŒSOPHAGUS, *Dysphagia constricta*—s. of the Pharynx, *Dysphagia constricta*.

STRICTURE OF THE RECTUM, SPASMODIC, *Strictu'ra Intestini Recti spasmodica*, *Obstructio Recti spasitica*. An affection occurring in the nervous especially, which subsides spontaneously, after a longer or shorter continuance.

Stricture of the rectum, *Strictu'ra Ani seu Intestini Recti*, *Archostegno'ma*, *Rectostenosis*, *Euthyente osteno'ma*, *Archostegno'sis*, *Archostenosis*, *Proctoœnclisis*, *Angustatio et Restrictio intestini recti vel ani*, *Stenochoria intestini recti*, *Proctostenosis organica*, occurs also organically, and is a very serious affection; being generally dependent upon scirrhus.

STRICTURE OF THE STOMACH, *Gastrosteno'sis*, *Coarctatio ventriculi*. See *Gastrostenosis cardiaca*, &c.

STRICTURE OF THE URETHRA, *Urethrostenosis*—s. of the Urinary bladder, *Cystostenochoria*—s. *Vesicæ urinariæ*, *Cystostenochoria*.

STRIDOR DENTIUM, Brygmus.

STRIGA CARTILAGINOSA CORDIS, Isthmus of the fossa ovalis.

STRIGIL, *Strig'ilis*, *Selen'gis*, *Stelen'gis*. A flesh brush. Also, an instrument, anciently used in the baths, for scraping off the sweat.

STROBILITES, from *στροβίλος*, *stro'bilus*, 'a cone of the pine.' Wine impregnated with the cones of the pine.

STROFEMIA, Cadaba.

STROKE, APOPLECTIC. An apoplectic seizure.

STROKE, BACK, OF THE HEART, Impulse, diastolic.

STROKE, PARALYTIC. A sudden attack of encephalo-spinal paralysis.

STROMA, *Stragulum*, *Stramentum*; from *σπρηννός*, *σπρηννύμι*, 'to spread out; to cover.' The bed or foundation texture of an organ,—as the stroma of the ovary. Applied, also,

to the bed or base of any deposit—as the ‘amorphous stroma’ of scrofulous deposits.

STROMBULCUS, Forceps (bullet.)

STRONGLE, Strongylus—s. Géant, Strongylus gigas.

STRONGYLUS, from *στρογγυλος*, ‘round.’ Hippocrates, Chabert, and others mean the *Ascariis lumbricoides* by this term. The *Strongylus Gigas*, (F.) *Strongle*, *S. géant*, is, however, distinct. It has an obtuse, flat head; mouth, surrounded with six flattish papillæ: the whole bursa of the male truncated: the tail of the female rounded. It is sometimes met with,—five inches, a foot, a foot and a half, and even three feet long,—and from two lines to half an inch in diameter. It is occasionally found in the human kidney; rarely in other viscera, and still more rarely in the intestinal tube.

STRONGYLUS, Teres.

STROPHOS, Tormina.

STROPHULE, Strophulus.

STROPHULUS, *Lichen'asis stroph'ulus*, *Ebullit'io*, *Exanthema strophulus*, *Exor'mia strophulus*, *Red Gum*, *Red Gown*, *Tooth Rash*, *White Gum*, *Milk-spots*, (F.) *Strophule*, *Feux de dents*. It consists of an eruption of red, or sometimes whitish pimples; occurring in early infancy, chiefly about the face, neck, and arms, surrounded by a reddish halo; or interrupted by irregular patches of cutaneous blush. All the varieties under this genus arise in consequence of the extreme vascularity and irritability of the skin at this period of life, when the constitution is liable to be disturbed by irritation, either in the alimentary canal, gums or other parts. None of these eruptions are of any importance, and no medical treatment is usually necessary. If the stomach seem at all disordered, a little rhubarb and magnesia may be administered occasionally. Willan and Bateman reckon five species,—*Strophulus inverte'ticus*, *Red gum or gown*; *S. al'bidus* or *white gum*; *S. confertus* or *rank red gum*, *Tooth rash*; *S. volat'icus* or *Erythema volat'icum*, and *S. candidus*.

STROPHULUS SYLVESTRIS, *Ignis sylvaticus*—s. *Volaticus*, *Ignis sylvaticus*.

STROPHUS, Tormina.

STRUCTIO, Structura.

STRUCTURE, *Structura*, *Struct'io*, *Conformat'io*, *Catascu'e*, from *struere*, *structum*, ‘to build.’ The arrangement of the different tissues or organic elements of which animals and vegetables are composed.

STRUMA, Bronchocele, Scrofula.

STRUMA ADIPOSA, *Obesitas colli*. Fatty neck. Prominence of the neck from obesity.

STRUMES, Scrofula.

STRUMEUX, Scrofulous.

STRUMOSIS CEREBRI, *Encephalophymata*—s. *Pulmonum*, Tubercles of the lungs.

STRUMOSUS, Scrofulous.

STRUMOUS, Scrofulous.

STRUTHIOPHAGUS, from *στρουθιον*, ‘a young ostrich,’ and *φαγω*, ‘I eat.’ Struthiophagous tribes still exist in some parts of Africa.

STRUTHIUM, Saponaria.

STRUVE'S LOTION FOR HOOPING-COUGH, see *Lotion*, *Struve's*, for *hooping-cough*.

STRYCHNIA, *Strychnina*.

STRYCHNINE, *Strychni'na*, *Strych'nia*, *Strychni'num*, *Strych'num*, *Vauqueline*. An

alkaline principle; solid, crystalline, inodorous, bitter, and excessively poisonous, which has been discovered in the *Strychnos nux vomica*. (*Nucis vomicae*. rasur. ℥iv; *calcis* pulv. ℥vj; *acid. muriat.* f. ℥iij; *alcohol.*, *acid. sulphuric. dil.*; *liquor. ammoniac.* carbon. animal. purif., *aqua*, āā q.s. Digest the nux vomica in two gallons of water, acidulated with a fluidounce of muriatic acid, for 24 hours: then boil for two hours, and strain with expression through a strong linen bag. Boil the residuum twice successively in the same quantity of acidulated water, each time straining as before. Mix the decoctions, and evaporate to the consistency of thin syrup; then add the lime previously mixed with a pint of water, and boil for ten minutes, frequently stirring. Pour the mixture into a double linen bag, and having washed the precipitate well with water, press, dry, and powder it. Treat the powder repeatedly with boiling alcohol, until deprived of its bitterness; mix the liquors and distil off the alcohol by means of a water bath. Mix the residue with water, and having applied heat, drop in sufficient diluted sulphuric acid to neutralize and dissolve the strychnia; then add purified animal charcoal; boil for a few minutes, filter, evaporate, and crystallize. Dissolve the crystals in water, and add sufficient solution of ammonia to precipitate the strychnia. Lastly, dry the precipitate on bibulous paper. Ph. U. S.) The medical action of strychnia on man and animals is exactly like that of the alcoholic extract of nux vomica. It is, however, more active. An eighth of a grain is sufficient to kill a large dog; and a quarter of a grain produces marked effects on the human body, when in health. It has been given in paralysis and other cases like the nux vomica. Dose, gr. one-twelfth to one-eighth.

The *Acetate of Strychnia*, the *Iodate* in the dose of one-eighth of a grain; the *Nitrate* and the *Sulphate* have been given in the same cases as pure strychnia.

STRYCHNOS, *Solanum dulcamara*—s. *Guianensis*, see *Curare*.

STRYCHNOS NUX VOMICA, *Nux Vomica*, *Nux Metel'la*, *Caniram*, *Koachla Tree*. Family, *Strychnoidæ*. *Sex. Syst.* Pentandria Monogynia. (F.) *Vomiquier*. A tree of the family *Strychnoides* which grows in India, and the seeds of which have been long sold in the shops, under the names, *Nux Vomica*, *Vomic nut*, *Poison nut*, *Bachelors' buttons*, &c., (F.) *Noix vomique*. For a long time, these seeds were used only for poisoning rats; but, of late years, an alcoholic extract has been prepared from them, which has been administered in paralytic affections, in small doses. Dose of the *alcoholic extract*, *Extractum nucis vomicae spirituosum*, *E. nucis vomicae resinosum*, *E. n. v. alcohol'icum*, (F.) *Extrait alcoolique de noix vomique*, one or two grains. It produces a kind of tetanic convulsion in the paralyzed parts, when given to the requisite extent. It has, also, been administered in chronic diarrhœa and dysentery. The following is the formula for the preparation of the *EXTRACTUM NUCIS VOMICÆ* of the Pharm. U. S. (1842.) Take of *Nux vomica*, ℥ij; *Alcohol*, a sufficient quantity. Expose the *Nux Vomica* to steam till it is softened; then, having sliced and dried it, grind it into powder. Introduce it into an apparatus for displacement, and pour alcohol upon it gradually, until the

liquid passes without bitterness. Distil off the greater part of the alcohol from the filtered liquor, and evaporate the residue to the proper consistence.

The wood of *Strychnos Colubrina*, an Indian tree, contains strychnia. It was formerly considered a specific against the bites of venomous animals; and was recommended by Boerhaave, in intermittents. It is the *Lignum Colubrinum*, (F.) *Bois de Couleuvre*.

STRYCHNOS TOXICARIA, see Curare.

STRYPHNA, Astringents.

STRYPHNOUS, Acerb.

STUDIOSUS MEDICINÆ, Philiatros.

STUDIUM INANE, Aphelxia otiosa.

STUDY, BROWN, Aphelxia otiosa.

STUFFING, Cyananche trachealis.

STULTITIA, Fatuitas.

STUNNED. Old French *Estonné*, (L.) *attonitus*, 'astonished.' (F.) *Étonné*. An epithet, applied to one, who, in consequence of a fall or other accident, has received such a concussion of the brain as to deprive him, for a time, of his mental manifestations.

STUPA, *Stupha*, *Stuppa*, *Stupeion*. Tow, used in certain surgical apparatus and dressings. Also, a *Stupe*, that is, cloth or tow used in fomentations. A flannel, wrung out of hot water, and applied to a part, is a *stupe*.

STUPE, Stupa.

STUPEFACIENTIA, Narcotics.

STUPEFACTIVES, Narcotics.

STUPEFACTIO, Narcosis.

STUPEFIANTS, Narcotics.

STUPEION, Stupa.

STUPEUR, Stupor.

STUPHA, Stove, Stupa.

STUPIA, Tin.

STUPIDITAS, Idiotism, Imbecility.

STUPOR, *Eplexia's*, *Eplexia*, *Consternatio*, (F.) *Stupeur*, from *stupere*, 'to be stupified.' Diminished activity of the intellectual faculties; often amounting to lethargy. It occurs in many affections, especially in the neuroses.

STUPOR, Narcosis—s. Artuum, Obdormitio—s. Dentium, Hæmodia—s. Formicans, Formication—s. Mentis, Fatuitas—s. Vigilans, Catalepsy.

STUPPA, Stupa.

STUPRUM, *Rape*, (F.) *Défloration*, *Viol*. Forcible and illicit enjoyment of a married or unmarried female. When committed upon the latter, which is most commonly the case, it is also called, *Défloration*, *Défloratio*, *Devirginatio*, *Vitiatio*, *Apanthismus*, &c. In judging whether rape has been committed under such circumstances, the state of the genital organs; the age of the individual; and the possibility of accidents and diseases of the parts, will have to be considered. It will be necessary, also, to be acquainted with the evidences of virginity; and to determine,—if signs of virginity no longer exist,—whether its loss be attributable to copulation, or to the introduction, into the vagina, of any other body than the male organ, &c. *Recent deflowering* can, of course, be much more readily distinguished than that which has taken place some time.

STYAN, Hordeolum.

STYE, Hordeolum.

STYGMATES. M. J. Cloquet has proposed this word, or *Stigmates*, from *στυγμα*, 'a mark,' to designate the marks, in form of cicatrices,

which remain on the peritoneum after the obliteration of the neck of the hernial sac. They are, commonly, radiated folds, of a whitish appearance, more or less thick, and of a fibrous or fibro-cartilaginous nature.

STYLET, Specillum.

STYLI, Styloid processes.

STYLIFORM, Styloid.

STYLO-CERATOIDES, Stylo-hyoideus—s. Cerato-hyoideus, Stylo-hyoideus.

STYLO-CHONDRO-HYOIDEUS. A name given, by Douglas and Albinus, to a fleshy fasciculus, which the stylo-hyoid muscle sometimes presents, and which is attached to the lesser cornu of the os hyoides. It is the same fasciculus which Santorini calls *Stylo-hyoïdes novus*, *Stylo-hyoïdes alter*.

STYLO-GLOSSUS. A muscle situate at the anterior and superior part of the neck. It is narrow behind; much broader before; and is attached to the styloid process of the temporal bone, and to the stylo-maxillary ligament; and is inserted into the side of the tongue. It raises the base of the tongue and carries it backwards.

STYLO-HYOIDEUS, *Stylo-hyoïdien*, *Stylocerato-hyoïdeus*, *Styloceratoïdes*, *Stylo-hyoïdes major*. A muscle situate at the superior, anterior, and lateral part of the neck. It is thin and narrow,—especially posteriorly; anteriorly, it opens to give passage to the tendon of the digastricus. It is attached to the styloid process of the temporal bone, and to the body of the os hyoides. It raises the os hyoides, and carries it backwards.

STYLO-HYOID LIGAMENT is a fibrous, flattened cord, which passes from the styloid process to the lesser cornu of the os hyoides.

STYLO-HYOID NERVE is the second branch given off by the facial nerve.

STYLOID, *Styliform*, *Styloïdes*, *Graphioïdes*, *Graphoïdes*, *Graphoides*, *Graphidoïdes*, *Belonoïdes*, from *στυλος*, 'a style,' 'a peg,' 'a pin,' and *ειδος*, 'shape.' Shaped like a peg or pin.

STYLOID CORNUA, see Hyoides os.

STYLOID PROCESSES, *Pencil-like Processes*, *Processus Beloides* seu *Belemnoïdes* seu *Belonoïdes* seu *Graphioïdes* seu *Graphoïdes*, *Styli*, are, 1. A long and slender process of the temporal bone, to which are attached the stylo-glossus, stylo-pharyngeus, and stylo-hyoideus muscles; and the stylo-hyoid and stylo-maxillary ligaments. 2. Two slender and pyramidal processes at the inferior extremities of the radius and ulna.

STYLO-MASTOID, *Stylo-mastoides*. That which relates to the styloid and mastoid processes.

STYLO-MASTOID ARTERY arises from the posterior auricular, and, in some subjects, from the occipital. It enters the stylo-mastoid foramen; passes along the aqueduct of Fallopius, and spreads its ramifications on the mucous membrane of the tympanum, and in the mastoid cells, and semi-circular canals; and terminates by anastomosing with a branch of the *Arteria meningæ media*, which enters by the *Hiatus Fallopii*. Murray has given the name—*Stylo-mastoid*—to the posterior auricular artery itself.

STYLO-MASTOID FORAMEN, *Foramen Stylo-mastoidum* or *F. Aquæductus Fallopii*, (F.) *Trou anonyme*, is situate at the inferior surface of the petrous portion of the temporal bone, between the styloid and mastoid processes. It terminates

the aqueduct of Fallopius, and gives passage to the facial nerve.

STYLO-MAXILLARY, *Stylo-maxilla'ris*. That which relates to the styloid processes and jaw.

The **STYLO-MAXILLARY LIGAMENT** is a ligamentous, flat cord, extending between the styloid process and the angle of the jaw.

STYLO-PHARYNGEUS, (F.) *Stylo-thyro-pharyngien*. A muscle, situate at the anterior and lateral part of the neck. It is slender; thin, above; attached to the styloid process of the temporal bone, and terminates in the parietes of the pharynx, as well as at the posterior margin of the thyroid cartilage. It raises the pharynx, and carries it backwards. Professor Chaussier has united, under the name *Stylo-pharyngien*, the three constrictor muscles of the pharynx, the stylo-pharyngeus, and palato-pharyngeus.

STYLO-THYRO-PHARYNGIEN. Stylopharyngeus.

STYLUS, Sound.

STYLUS EXCAVATUS, *Spicillum excavatum*. A hollow sound.

STYMA, Erection, Priapismus.

STYMATOSIS, Stimatosis.

STYMATATA, from *στυμμα*, 'that which constricts or thickens.' The most solid ointments. Also, the ingredients proper for increasing their consistence.

STYPSIS, Astriction, Constipation.

STYPTERIA, Alumen, Styptics.

STYPTIC, **EATON'S**. A name first given to *Helvetius's Styptic*, when introduced into Great Britain. It is now usually made of *calcined green vitriol*, ζj; *proof spirit*, tinged with a little oak bark, Oij.

STYPTIC, **HELVETIUS'S**, see *Ferrum tartarizatum*.

STYPTIC, **RUSPINI'S**. A nostrum said to consist of *gallic acid*, a small quantity of *sulphate of Zinc* and *Opium*, dissolved in a mixture of *alcohol* and *rose water*, which has had much reputation as an internal and external astringent.

STYPTICS, *Contrahentia*, *Constrictiva Medicamenta*; *Constringentia*, *Anastaltica*, *Stypteria*, from *στυπώ*, 'I constringe.' Sometimes used synonymously with astringent, but generally applied to a substance employed to arrest hemorrhage.—*Enæmon*. A *mechanical styptic* is one that arrests the flow of blood, by being applied immediately to the mouth of the bleeding vessel, or by inducing a coagulum, *mechanical*, in the vessel. A *chymical styptic* is one which coagulates, *chymically*, the blood around a bleeding orifice.

STYRACINUM OLEUM. Oil obtained by boiling storax in good olive oil.

STYRAX, from *στυραξ*, 'a reed,' in which it was preserved. A resin obtained from the *Styrax officinalis*, and *S. calami'ta*. It is the *solid storax*;—*officinal storax*. There are two kinds of storax met with: 1. The *Red Storax*, *Gum Storax*, *Thuis Judæorum*, *Styrax rubra*, *Styracis balsamum*, *Balsamum styracis officinalis*, which is obtained by incision from the *Styrax officinalis*, and, perhaps, from the *Liquidambar orientalis*. The purest is in tears; but it has lost some of its smell in drying. 2. *Common storax*, *Styrax calami'ta*. That which has been received in reeds or vessels, and has had

saw-dust added immediately to thicken it. The odour of Storax is fragrant: the taste aromatic. It is considered, like the other balsams, to be stimulant and expectorant, but is rarely used long.

PURIFIED STORAX, *S. colata*, *S. purificata*, is prepared by dissolving storax in alcohol; straining the solution; then distilling off the alcohol with a gentle heat, until the storax acquires the proper consistence.—Ph. U. S. Dose, gr. x to xxx.

STYRAX ALBA, see *Myroxylon Peruiferum*—*s. Benzoin*, see *Benjamin*—*s. Liquida*, *Liquidambar styraciflua*.

STYSIS, Erection, Priapismus.

SUAVEOLENS, Beneolens.

SUB. A common Latin prefix, signifying 'beneath.'

SUBAC'TIO, *Chiro'sis*, *Cheiro'sis*. The operation of making plasters, extracts, &c., with the hand, or with the pestle and mortar.

SUBAFFECTIO, *Hydropathia*.

SUBAGITATRIX, *Tribade*.

SUB-ATLOÏDEUS, *Infra-atloïdeus*, (F.) *Sous-atloïdien*. That which is situate beneath the atlas or first cervical vertebra. Chaussier has given this name to the second pair of cervical nerves.

SUB-AXOÏDEUS, *Infra-axoïdeus*, (F.) *Sous-axoïdien*. That which is below the axis or vertebra dentata. Chaussier has given this name to the third pair of cervical nerves.

SUBBORAS NATRICUM, Borax.

SUBCARTILAGINEUM, Hypochondrea.

SUBCLAVIAN, *Subclavius*, *Subclavicula'ris*, from *sub*, 'under,' and *clavis*, 'the clavicle.' That which is under the clavicle.

SUBCLAVIAN ARTERIES, (F.) *Artères sous-clavières*, are situate at the upper part of the chest, and the lateral and lower parts of the neck. The right arises at the corresponding side of the trachea, and comes off from the arteria innominata or brachio-cephalic trunk. The left leaves the aorta at the end of the arch. Both extend as far as the superior surface of the first rib, in the space between the scaleni muscles, beyond which they take the name *axillary arteries*. The subclavian arteries run, for some distance, without sending off any branch. In the neighbourhood of the first rib, however, they give off, 1. *Upwards*, the *vertebral and inferior thyroïdeal*. 2. *Downwards*, the *internal mammary*, and *superior intercostal*. 3. *Outwards*, the *transverse cervical or posterior scapular*, the *superior scapular*, and the *posterior cervical or profunda*.

SUBCLAVIAN OF SUBCLAVIUS MUSCLE, *Subclavi'anus*, (F.) *Costo-claviculaire* (Ch.) *Sous-clavier*, is situate at the superior and anterior part of the chest. It is attached, by its inner extremity, to the superior surface of the cartilage of the first rib; and by its superior margin and outer extremity to the inferior surface of the clavicle. This muscle depresses the clavicle, and carries it forward. When the shoulder is fixed, it can raise the first rib.

SUBCLAVIAN VEINS, (F.) *Veines sous-clavières*, are continuations of the axillary, and extend from the inferior extremity of the scalenus anticus, in front of which they pass, to the vena cava superior, which they form by their union. The right subclavian vein is very short: the left, longer and broader. These veins receive

the mouths of the internal and external jugulars, vertebral and superior intercostal. The left subclavian receives two veins more than the right,—the left internal mammary and left inferior thyroid. The thoracic duct opens into the left subclavian:—the corresponding great lymphatic vessel into the right.

SUBCLAVICULA, from *sub*, 'under,' and *clavicula*, 'the clavicle.' The first rib.

SUBCLAVICULARIS, Subclavian.

SUBCLAVIUS, Subclavian muscle.

SUBCRUENTUS, 'somewhat bloody;' from *sub*, and *cruentus*, 'bloody;' *Hyphæos*. That which has the colour and nature of blood. An epithet given to certain excreted substances, which are mixed with blood, or have the appearance of blood.

SUBCRURÆI, see *Cruræus*.

SUBCUTANÆUS, *Subcutaneus*, from *sub*, 'under,' and *cutis*, 'the skin;' *Intercutaneus*, (F.) *Sous-cutané*. That which is placed immediately under the skin.

SUBDELIRIUM, Typhomania.

SUBDITA, *Subditi'tia*, from *subdere*, 'to put under;' *Pros'theta*. Medicines introduced into some one of the natural apertures;—as suppositories, pessaries, &c.

SUBDITI'TIA, Subdita.

SUBDUCTIO, Dejection.

SUBER, *Cork*:—the bark of the *Quercus Suber* or *Cork Tree*. (F.) *Liège*. Family, Amentaceæ. *Sex. Syst.* Monœcia Polyandria. Cork, when burnt, is applied as a mechanical styptic to bleeding piles, &c. Surgeons use it for making tents; and it has been recommended to be worn as an amulet to suppress the secretion of milk!

SUBETH, Coma.

SUBFRONTALIS SUTURA. A suture, resulting from the articulation of the os frontis with the nasal process of the superior maxillary bone, and the proper bones of the nose.

SUBGRONDATION, Depression.

SUBHUMERATIO, Catatismos.

SUBIGATOR, *Tribade*.

SUBINFLAMMATIO, Subinflammation—s. Hepatis, Hepatitis, chronic.

SUBINFLAMMATIO, *Subinflamma'tio*, from *sub*, 'under,' and *inflamma'tio*. *Inflammati'cula*, *Hypophlegma'sia*. A mild degree of inflammation, so slight as hardly to deserve the name *inflammation*. Broussais understood by the term, an augmentation in the vital phenomena of the vessels that convey white blood. Lymphatic engorgements, scrofula, herpes, and cancer he considered subinflammations.

SUBINTRANTES FEBRES, from *sub*, 'under,' and *intrare*, 'to enter.' *Communicantes febres*. Fevers primarily intermittent, whose paroxysms approximate, so that one paroxysm begins before that which preceded it has gone through its stages.—L. Bellini.

SUBJEE, see *Ganjah*.

SUBLIGACULUM, Truss.

SUBLIGATURA, Truss.

SUBLIMENTUM, Enæorema.

SUBLIMATE, CORROSIVE, Hydrargyri oxymurias.

SUBLIMATION, *Sublima'tio*, *Meteoris'mus*, *Hypo'sis*, from *sublimo*, 'I raise up.' An operation by which dry and solid matters are volatilized and condensed at the upper part of a subliming apparatus. The oxymuriate of

mercury, sal ammoniac, &c. are commonly obtained by sublimation. The product of sublimation is a *Sub'imate*, *Sublima'tum*, (F.) *Sublimé*.

SUBLIMATUS CORROSIVUS, Hydrargyri oxymurias.

SUBLIME, Sublimis.

SUBLIMÉ, Enæorema, Sublimate—s. *Corrosif*, Hydrargyri oxymurias.

SUBLYMIS, (F.) *Sublime*, 'high, elevated, superficial.' Anatomists have given the name *sublimis* to certain muscles, which are situate more superficially than their kindred muscles. These last they have called *profundi*. Of the former, the *flexor sublimis digitorum* is an example.

The French use the term '*respiration sublimé*' for the respiration which is accompanied by considerable elevation of the ribs, and with separation of the *alæ nasi* at the time of inspiration.

SUBLINGUA, Uvula.

SUBLINGUAL, *Sublingualis*, (F.) *Sous-lingual*, from *sub*, 'under,' and *lingua*, 'the tongue.' That which is seated under the tongue.

SUBLINGUAL ARTERY, with some is the *Lingual*. With others, it is a branch given off by the lingual opposite the genio-glossus muscle, which is distributed particularly to the sublingual gland, to the mylo-hyoid, and genio-glossus muscles, &c.

SUBLINGUAL GLAND, *Glandula sublingualis*, *G. Bartholiniana*, *G. Riviniana*, is seated in the substance of the inferior paries of the mouth, beneath the anterior part of the tongue. It is smaller than the submaxillary, of which it frequently seems to be only a prolongation. It is oblong, flattened, amygdaloid, and is covered by the mucous membrane of the mouth, beneath which it projects. This gland has 10 or 12 excretory ducts—*Ductus Riviniani* seu *Waltheriana*—some of which open beneath the *frænum linguæ*, joining Wharton's duct, whilst others pierce the mucous membrane of the mouth separately. It has the same structure as the parotid.

SUBLINGUIUM, Uvula.

SUBLINGUUM, Epiglottis.

SUBLUXATIO, Sprain.

SUBMAXILLARY, *Submaxilla'ris*, *Inframaxilla'ris*, (F.) *Sous-maxillaire*, from *sub*, 'under,' and *maxilla*, 'the jaw.' That which is seated beneath the jaw.

SUBMAXILLARY GANGLION is a small nervous ganglion, situate opposite the gland. It seems to be formed by the superior branch of the Vidian nerve, and communicates with the lingual nerve of the inferior maxillary. Its filaments form a plexus which penetrates the submaxillary gland.

SUBMAXILLARY GLAND, *Maxillary Gland*, *Hypognath'aden*, is a salivary gland, less than the parotid, seated at the inner side of the ramus and body of the inferior maxillary bone, in the triangular space between the two bellies of the digastricus. Irregularly ovoid, and flattened on three surfaces, it has the same aspect and organization as the other salivary glands. Its excretory duct is called *Wharton's Duct*, and terminates at the side of the *frænum linguæ*, by a very small orifice. It is also called *Ductus inferior*.

SUBMENTAL, *Submentalis*, (F.) *Sous-mental*, from *sub*, 'under,' and *mentum*, 'the chin.' Situate under the chin.

SUBMENTAL ARTERY is furnished by the facial, near the base of the jaw. It passes forwards along the attachment of the mylo-hyoideus, to which it furnishes branches that cross it to anastomose with those of the sublingual. Near the median line it bifurcates, to be distributed to the chin and muscles of the infra-hyoid region.

SUBMENTAL VEIN, which accompanies the artery, opens into the labial.

SUBMERSION, *Submersio*, from *sub*, 'under,' and *mergere*, *merstum*, 'to plunge.' The act of plunging, or being entirely plunged, in a liquid.

Asphyxia by *submersion*, *drowning*, *Asphyxia Immer sorum*, is not owing to a certain quantity of liquid being introduced into the alimentary or air-passages: but simply to the interception of air, and of the respiratory phenomena. It is a case of suffocation, the signs of which, on dissection, are equivocal, without circumstantial evidence.

SUBMISIO, Remission—s. Cordis, Systole.

SUBMURIAS AMMONIACO-HYDRARGYRICUS, Hydrargyrum præcipitatum.

SUBORBITAR, *Suborbitarius*, *Infra-orbitar*, *Infra-orbitalis*, *Infra-orbitarius*, (F.) *Sous-orbitaire*, from *sub*, 'under,' and *orbita*, 'the orbit.' That which is seated beneath the orbitar cavity.

SUBORBITAR ARTERY, *Infra-orbitar A.*, proceeds from the internal maxillary, from which it separates near the anterior and superior part of the zygomatic fossa. It enters the infra-orbitar canal, and passes through it, giving branches to the anterior and superior dental canal; issues by the foramen infra-orbitarium; and divides, in the fossa canina, into a number of branches, which lose themselves in the neighbouring parts. The infra-orbitar vein follows the same course.

SUBORBITAR CANAL, *Infra-orbitar Canal*, (F.) *Canal ou Conduit sous-orbitaire*, is a small canal, which runs obliquely through the substance of the inferior paries of the orbit. It begins, behind, by a simple gutter, and divides, anteriorly, into two branches, one of which descends into the anterior paries of the maxillary sinus, whilst the other passes out, in the canine fossa, by an orifice, called *Forem-infra-orbitarium*, (F.) *Trau sous-arbitaire*. The infra-orbitar artery and nerve pass along it.

SUBORBITAR FISSURE, *Infra-orbitar Fissura*, *Rima canalis orbitarii*, *Fissura infra-orbitalis*. A fissure in the superior maxillary bone; the superior commencement of the suborbitar canal.

SUBORBITAR FOSSA, Canine fossa.

SUBORBITAR NERVES, *Infra-orbitar Nerves*, seem to terminate the superior maxillary. They issue from the infra-orbitar canal by the foramen of the same name, and spread out in a radiated manner in the fossa canina, to divide into *superior or palpebral filaments*, *inferior or labial*, *internal or nasal*, and *external or buccal*.

SUBPERTONEAL APONEUROSIS, Fascia, subperitoneal.

SUPPLACENTA, Decidua membrana.

SUBPOPLITEUS, Popliteus muscle.

SUBPUBIC ARCH, *Arcus subpubicus*. A strong arch of the superior pelvic aponeurosis,

which completes the posterior orifice of the obturator or subpubic canal.

SUBPUBIC MEMBRANE, Obturator membrane. **SUBPUBIO-FEMORALIS**, Abductor brevis—s. Prostaticus, Compressor prostatae.

SUBPUTRIS, Hyposappus.

SUBSCAPULAR, *Subscapularis*, (F.) *Sous-scapulaire*, *Sous-scapulo-trochirien*, from *sub*, 'under,' and *scapula*, 'the shoulder-blade.' That which is beneath the scapula.

SUBSCAPULAR FOSSA, *Fossa Subscapularis*. A considerable excavation at the anterior surface or venter of the scapula, in which the subscapularis is seated.

SUBSCAPULAR MUSCLE, *Subscapularis Muscle*, *Immersus*, *Infra-scapularis*, (F.) *Sous-scapulo-trochirien*, (Ch.) *Porte-feuille*, *Muscle sous-scapulaire*. A muscle situate in the above mentioned fossa. It is flat, broad, and triangular; is attached, by its base, to the subscapulary fossa and to the anterior lip of the edge of the spine of the scapula, and is inserted into the lesser tuberosity of the humerus. It carries the arm in rotation inwards. It can also depress it, and bring it towards the body.

SUBSIDENTIA, Sediment.

SUBSTANCE ÉMAILLÉE DES DENTS, Enamel of the teeth.

SUBSTANCE, HYALINE, *Cytoblastema*—s. Intercellular, *Cytoblastema*—s. *Vitrée des Dents*, Enamel of the teeth.

SUBSTANCE, WHITE, OF SCHWANN. A hollow cylinder within the tubular nervous fibre, which differs in composition and refracting power from the matter that occupies the centre of the tube.

SUBSTANTIA ADAMANTINA DENTIIUM, Enamel—s. *Filamentosa dentium*, Enamel—s. *Hyalina*, *Cytoblastema*—s. *Ossea dentium*, see *Tooth*—s. *Osteoidea*, see *Tooth*.

SUBSTANTIA PERFORATA MEDIA. When the pia mater has been removed from the space between the crura cerebri termed the *inter-cru'al* or *interpeduncular*, the surface appears cribriform from the perforations of the numerous minute vessels which penetrate it. This is the *substantia perforata media* of Vicq d'Azyr.

SUBSTANTIA PULPOSA DENTIS, Dental pulp—s. *Rhomboidea*, *Corpus dentatum*—s. *pongiosa* *Urethræ*, *Corpus spongiosum urethræ*—s. *Vitreæ dentium*, Enamel of the teeth—s. *Vitreæ*, *Cytoblastema*.

SUBSTANTIVE, *Substantivus*; from *substare*, (*sub* and *stare*), 'to stand under or subsist.' An epithet applied by Dr. Paris to aliments which are nutritious, in contradistinction to *adjective* aliments, which are themselves not possessed of nutritive virtues, but impart to the digestive organs greater energy, so as to enable them to extract more nutriment from the substantive aliments. Meat, for example, is a *substantive* aliment: the condiment, as mustard, eaten with it, an *adjective* aliment.

SUBSTILLUM, Stillicidium.

SUBSULTIO, Palpitation.

SUBSULTUS TENDINUM, *Soltus tendinum*, *Clavus subsultus*, *Subsultus*, *Carpolog'ia spasmodica*, *Myopal'mus*, *Twitching of the Tendons*, (F) *Soubresaut*, from *subsilire*, *subsultum*, (*sub* and *silire*), 'to make short leaps.' Twitching, communicated to the tendons by the involuntary and instantaneous contraction of the muscular fibres. It is more observable at

the wrist than elsewhere; and is an evidence of great cerebral irritability, and debility, when it occurs at an advanced period of fever.

The muscular agitations or twitchings observed in febrile diseases, especially of children, have been termed *Convulsibilitas*, *Sceloty' bē febrilis*, and *Irritabilitas morbo'sa*.

SUBSURDITAS, Deafness.

SUB'UBERES, from *sub*, 'under,' and *ubera*, 'the breasts.' *Infantes sugentes*, *Sucking children*. Infants at the breast, in contradistinction to the *Exubereres*, ἀπογυμνῆται, or those which have been weaned.

SUBVER'SIO STOMACHI, Vomiturition.

SUBVERTEBRA, Sacrum.

SUBVERTEBRUM, Sacrum.

SUBVOLA, Hypothenar.

SUC, Succus—*s. Gastrigue*, Gastric juice—*s. Médullaire*, Marrow.

SUCCA'GO, from *succus*, 'juice.' The inspissated juice of plants; robs, jellies, &c.

SUCCIDA'NEUM, *Succida'neum*, *Substitutivum*, *Antiballon'erium*, *Surrogativum*, *Autemballon'erium*, *Quid pro quo*, from *succedere*, (*sub* and *cedere*), 'to go under, to come in place of another.' An epithet for medicines that may be substituted for others possessing similar properties.

SUCCENTURIA'TUS, from *succenturiare*, (from *sub* and *centuria*), 'to supply a soldier to fill a vacancy; and hence 'to substitute or put in the room of.' That which is a substitute for another; as *Renes succenturiati*, *ventriculus succenturiatus*, &c.

SUCCHAR, Saccharum.

SUCCIDANEUM, Succedaneum.

SUCCIN, Succinum.

SUCCINCTURA, Diaphragm.

SUCCINCTUS, Diaphragm.

SUCCINI RESINA, Musk, artificial.

SUCCINIC ACID, *Ac'idum Succini*, *A. Succinicum*, *Acor succineus*, *Sal Succini*, *Sal volat'ile Succini*, has been considered antispasmodic and diaphoretic, in the dose of from five to twenty grains.

SUCCINUM, *Electrum*, *Ambra*, *Ambra*, *Ampar*, *Berevi'ca*, *Amber*, *Yellow Amber*, (F.) *Succin*, *Ambre jaune*. This substance, which is found on the shores of the Baltic, is composed of a resinous matter, of essential oil, and an acid *sui generis*. It is inodorous, except when heated or rubbed; insipid; in fragments of a pale golden yellow colour; transparent, and has a shining lustre. S. g. 1.08: insoluble in water, and slightly acted on by alcohol. It is used for affording its essential oil—the *O'leum* or *Bal'samum Succini*; (F.) *Huile de Succin*. This oil possesses stimulant, antispasmodic, diuretic, and rubefacient properties.

The *O'leum Succini rectificatum*, *Rectified Oil of Amber*, is made as follows—*Oil of Amber*, Oj, *water*, Ovj. Mix in a glass retort, and distil until Oiv of the water have passed with the oil into the receiver; separate the oil from the water, and keep it in well stopped bottles. (Ph. U. S.)

The *white amber*, *Leucoelectrum*, (F.) *Ambre blanc*, is a variety.

SUCCINUM CINERUM, *Ambergris*—*s. Gri-scum*, *Ambergris*.

SUCCION, Sucking.

SUCCISA, *Scabiosa succisa*.

SUCCOLATA, Chocolate.

SUCCORY, WILD, *Cichorium intybus*, *Chironia angularis*.

SUC'CUBUS, from *sub*, and *cubare*, 'to lie.' Some authors have used this word synonymously with nightmare. Others mean by it a female phantom, with which a man in his sleep may believe he has intercourse;—as *Incubus*, has been applied to the male phantom, with which a female may dream she is similarly situate.

SUCCUS, *Chylus*, *Opos*, *Opis'ma*, *Chylis'ma*, *Echyloma*, *Apothlim'ma*, *Juice*, (F.) *Suc*. The fluid obtained by pressing plants, flesh, &c.; *succus expressus*. It is also applied to certain animal fluids, as *S. Gastricus*, &c.

SUCCUS ACACIÆ GERMANICÆ INSPISSATUS, see *Prunus spinosa*—*s. Acaciæ nostratis*, see *Prunus spinosa*—*s. Cicutæ spissatus*, *Extractum conii*—*s. Cyrenaicus*, *Laserpitium*.

SUCCUS ENTERICUS, *S. intestinalis*, *Intestinal Juice*. The fluid secreted from the lining membrane of the small intestines.

SUCCUS EXPRESSUS, *Apothlimma*—*s. Gastricus*, *Gastric juice*—*s. Intestinalis*, *Succus entericus*—*s. Japonicus*, *Catechu*—*s. Nervus*, *Nervous fluid*—*s. Nutritivus*, *Chyle*—*s. Pancreaticus*, see *Pancreas*—*s. Spissatus Aconiti*, *Napelli*, *Extractum aconiti*—*s. Spissatus atropæbelladonnæ*, *Extractum belladonnæ*—*s. Spissatus conii maculati*, *Extractum cicutæ*—*s. Spissatus hyoscyami nigri*, *Extractum hyoscyami*—*s. Spissatus lactucæ sativæ*, *Extractum lactucæ*.

SUCCUSSION, *Hippocratic Succussion*, *Succus'sio*, from *succuto*, (*sub* and *quatio*), 'I shake from beneath.' A mode of ascertaining the existence of a fluid in the thorax, by giving the body one or more slight shakes.

SUCCUSSIO, *Ballottement*.

SUCHOR, Saccharum.

SUCKING, *Suctio*, *Suctus*, *Athelxis*, *Bdalis*, *Myze'sis*, (F.) *Succion*; from *sugere*, *suctum*, 'to suck.' The act of drawing liquid into the mouth, by forming a vacuum with the tongue acting as a piston, during inspiration.

SUCKING CHILD, *Lactens*. A suckling.

TO SUCKLE, *Lactare*, γαλακτοποιεῖν, τισθησκειν. (F.) *Allaiter* ou *Alaiter*. To give suck. To nurse.

SUCKLING, *Lactation*, *Sucking child*.

SUCRE, *Saccharum*—*s. Candi*, *Saccharum candidum*—*s. de Lait*, *Sugar of milk*—*s. de Saturne*, *Plumbi superacetar*.

SUCTIO, *Exsuctio*, *Sucking*.

SUCTION POWER. The force exerted on the blood in the veins, by the active dilatation of the heart. See *Derivation*.

SUCTUS, *Sucking*.

SUDAMINA, *Hydro'ata*, *Hidro'ata*, *Hidro'ta*, *Pap'ulæ sudorales*, *Suffersu'ra*, *Alha'sef*, *Planta noctis*, *Boa*; from *sudor*, 'sweat.' Small vesicles, which appear upon the skin, especially in the summer time, in hot countries, and in diseases attended with much sweating. It is a miliary eruption. See *Miliary fever*.

SUDAMINA, *Desudatio*, *Échauboultures*, *Lichen tropicus*.

SUDARIUM, *Achicolum*, *Vaporarium*.

SUDATIO, *Hidrosis*.

SUDATORIA, *Hidrosis*—*s. Maligna*, see *Sudor Anglicus*.

SUDATORIUM, *Achicolum*, *Vaporarium*.

SUDOR, *Hidros*, (F.) *Sueur*, 'sweat.' The

product of cutaneous transpiration, when visible on the surface of the body. It is colourless; of an odour more or less strong and variable; and of a saline taste. It is composed, according to Berzelius, of water, lactic acid, lactate of soda united with a little animal matter, chloride of sodium, and a little chloride of potassium, an atom of earthy phosphate, and some oxyd of iron.

SUDOR, Miliary fever.

SUDOR ANGLICUS, Hidron'asos, Hidrap'ya, Hidrapyr'etas, Febris sudata'ria, Miliaris sudata'ria, Sudor miliaris, Morbus sudatarius, Ephem'era maligna, E. sudataria, E. Britannica, Pestis Britannica, Sudato'ria maligna, E. Anglica pestilens, Sweating Sickness, Sweating fever, (F.) Suette, S. Miliare, S. Epidémique, Sueur Anglaise. A very severe epidemic disease, characterized by profuse sweating, which appeared in England in 1486; and recurred, at different times, until about the middle of the 16th century. It was accompanied with coldness, excessive prostration of strength, palpitation, frequency and inequality of the pulse, &c., and terminated favourably or unfavourably in the course of 24 hours. The French have given the name *SUETTE DE PICARDIE, Suette des Picards, Fièvre suante, Miliaris sudataria, Sudor Picardicus*, to an epidemic disease, which has appeared several times in that province; the principal symptoms of which were, profuse sweats, and a miliary eruption. The disease recurred in 1821, and has been described, at length, by M. Rayer, who considers it to consist of a simultaneous state of inflammation of various tissues; and proposes to class it with variola, scarlatina, and measles.

SUDOR COLLIQUATIVUS, S. Profusus.

SUDOR CRUENTUS, S. sanguineus, Hæmatidra'sis, Hæmathidra'sis, Ehidra'sis cruenta, Hæmorrhag'ia per Cutem, (F.) Hématidrose, Sueur de Sang; Sweating of blood, Bloody sweat, Hemorrhage from the skin. Cutaneous perspiration intermixed with blood:—a very uncommon affection.

SUDOR DULCIS, Sacchararra'ha cutanea, Ehidra'sis saccharata. A discharge of saccharine matter by perspiration.

SUDOR LOCALIS, Meridrosis—s. Miliaris, Miliary fever, Sudor Anglicus—s. Partialis, Meridrosis.

SUDOR PERFUSUS, S. Colliquativus. A profuse or immoderate sweat.

SUDOR SANGUINEUS, Sudor cruentus—s. Universalis, Panhidrosis.

SUDORIFER, Sudoriferous, Sudorific.

SUDORIFEROUS, Sudorifer, Hydroph'orus, from sudar, 'sweat,' and fera, 'I carry.' That which carries sweat, as the sudoriferous ducts or glands.

SUDORIFIC, Sudarificum, Sudorifer, Hidrot'icum, Hydrate'rium, Hydrotop'eum, Hidropoët'icum, from sudor, 'sweat,' and facio, 'I make.' A medicine which provokes sweating. See Diaphoretic.

FOUR SUDORIFIC WOODS, Quatuor ligna sudorifica, were, formerly, guaiacum, perfumed cherry, sarsaparilla, and sassafras.

SUDORIPAROUS, see Perspiration.

SUDORIS NULLITAS, Anidrosis—s. Privatio, Anidrosis—s. Suppressio, Ischidrosis.

SUET, Sebum.

SUETTE, Sudor Anglicus—s. Epidémique,

Sudor Anglicus—s. Miliare, Sudor Anglicus—s. de Picardie, Sudor picardicus—s. des Picards, Sudor picardicus.

SUEUR, Sudor—s. Anglaise, Sudor Anglicus—s. d'Expression, Expression, sweat of—s. de Sang, Diapedesis, Sudor cruentus.

SUFFERSURÆ, Sudamina.

SUFFIMEN, Suffimentum.

SUFFIMENTUM, Hypocapnis'ma, Suffimen, Thymi'ma, Suffitus, Suffumigatio, (F.) Parfum. A perfume. A fumigation.

SUFFITIO, Fumigation.

SUFFITUS, Fumigation, Suffimentum.

SUFFLATIO, Puffiness.

SUFFOCATIO, Suffocation, Orthopnoea—s. Hypochondriaca, Hypochondriasis—s. Hysterica, Angone—s. Stridula, Cyanche trachealis—s. Uterina, Angone.

SUFFOCATION, Suffocatio, Præfocatio, Apapnia'sis, Asphyxia, Melanæ'ma, from sub, 'under,' and facus, 'a fire-place.' Death, or suspended animation from impeded respiration, whether caused by the inhalation of noxious gases, drawing, hanging, strangling, or smothering. The principal morbid appearances in such cases are:—the lungs of a deep blue colour, with the blood extravasated in the air-cells; right auricle and ventricle filled with dark blood, as well as the neighbouring veins; lividity of the countenance, turgescence, and, perhaps, rupture of the vessels of the brain.

Treatment of suspended animation by suffocation in general. The patient must be conveyed into a room not too warm. Blood-letting must be used, if at all, with caution:—friction must be employed with salt or warm flannels: stimulating fluids, in a dilute state, be poured into the stomach by means of a tube, and attempts be made to inflate the lungs. Laryngotomy, if necessary.

SUFFOCATION, Puigaphobia, (F.) Étauffement, is used for threatened suffocation, as strangling is. It means the state of dyspnœa and oppression experienced when a sufficient quantity of air does not enter the lungs, or when the chemical phenomena of respiration are imperfectly executed; as in cases of asthma.

SUFFOCATION UTERINE, Hysteria.

SUFFRAGO, Poples.

SUFFUMIGATION, Suffimentum.

SUFFUMIGIUM, Fumigation.

SUFFUMINATIO, Fumigation.

SUFFUSIO, Pseudoblepsia—s. Auriginosa, Icterus—s. Bilis, Icterus—s. Colorans, Chromopsia—s. Dimidians, Hemipopia—s. Exclarans, Oxyopia—s. Fellis, Icterus—s. Lentis crystallinæ, Cataract—s. Metamorphosis, Metamorphopsia—s. Multiplicans, see Diplopia—s. Myodes, Metamorphopsia—s. Nigra, Amaurosis—s. Oculi, Cataract, Pseudoblepsia—s. Oculorum, Metamorphopsia—s. Radians, Scotasma—s. Sanguinis, Ecchymoma.

SUGAR, Saccharum—s. Barley, Penidium—s. Candy, Saccharum candidum—s. Cane, see Saccharum—s. of Lead, Plumbi superacetat—s. Pine, see Arrowroot.

SUGAR OF MILK, Sud'charum lactis, Galactosaccharum, (F.) Sucre de Lait, is obtained from whey by evaporation and crystallization. It possesses the demulcent properties of the sugars.

SUGARS, VARIOUS, see Saccharum.

SUGGILLATION, Sugilla'tio, Livor, Su-

gillation, *Cædema cruentum*; a bruise; from *sugillare*, 'to give a black eye.' By most authors used synonymously with ecchymosis and ecchymoma. It is, also, applied to the spots, or ecchymoses which occur in consequence of intrinsic causes,—in disease and in incipient putrefaction. It is common in dead bodies. To this last case it is, indeed, restricted by some medico-legal writers; and an interesting question sometimes arises:—Whether the appearance have been induced before death or afterwards? Whether it be a case of *ecchymosis* or of *sugillation*? In the former, the extravasated blood will usually be coagulated; not so in the latter. It is often, however, difficult to form a correct judgment without reference to the history of the case.

SUGGRUNDIUM, perhaps from *suggredi*, 'to go under.' The eave of a house.

SUGGRUNDIUM OCULI, Superciliary arch.—s. Superciliorum, Frontal protuberance.

SUICIDA, Autochir.

SUICIDAL INSANITY, Suicide.

SUICIDE, *Suicidium*: from *sui cædes*, 'murder of one's self.' The act of killing one's self. *Autochiria*, *Autoctonia*, *Idioctonia*, *Autophonía*. Suicide is very frequently the result of disease of the mind; the individual seeming, at times, to be irresistibly impelled to self-destruction.—*Melancholia Suicidium*, *M. autochiria*, *Suicidal Insanity*. Also, one who commits self-murder.

SUIE, Fuligo.

SUIF, Sevum.

SUITES DE COUCHES, Lochia.

SULCATUS, *Cannelé*, Grooved.

SULCULUS LABII SUPERIORIS, Lacuna Labii superioris.

SULCUS, *Semicanalís*, *Semicanaliculus*. A furrow. A groove. (F.) *Sillon*. Anatomists have given this name to grooves on the surface of bones and other organs.

French writers on anatomy often use the term *Sillons* for the grooves which lodge the arteries and creep on the surface of bones; whilst those that receive veins are called *gouttières*, 'gutters.' Also, the Vulva.

SULCUS ANTERO-POSTERIOR JECORIS, see Liver.—s. Labii superioris, Lacuna Labii superioris.—s. Transversalis, see Liver.—s. Umbilicalis, see Liver.

SULFATE D'AMMONIAQUE, Ammonia sulphas.

SULFIDUM CARBONII, Carbonis sulphuretum.

SULFUR, Sulphur.

SULFURE DE CARBON, Carbonis sulphuretum.

SULPHAS ALUMINARIS, Alumen.—s. Ammoniacæ Cupratæ, Cuprum ammoniatum.—s. Cadmicæ, Cadmii Sulphas.—s. Calico-aluminicum, Alumen.—s. Natricus, Soda, sulphate of.—s. Zincicum, Zinci sulphas.

SULPHUR, *Sulfur*, *Scorith*, *Thei'on*, *Thion*, *Averich*, *Terra foliata*, *Fumus citrinus*, *Aquila*, *Brimstone*, (F.) *Soufre*. The Native Sulphur is called *Rock Sulphur*, *Sulphur vivum*, &c. Sulphur, as we meet with it, is in rolls, *Sulphur in rotulis*, *S. rotundum*, *Roll Brimstone*. It is a volcanic production, and is obtained, in large quantities, from Solfatara, in Italy. *Roll Sulphur* is impure sulphur, melted, and run into moulds. It is unpleasantly

odorous, when heated or rubbed; insipid; solid, and brittle. S. g. 1.99. Fusible at 226°; volatilizable by heat, and condensing unchanged.

SULPHUR ANTIMONIATUM, Antimonii sulphuretum præcipitatum.—s. Carburet of, Carbonis sulphuretum.—s. Iodatium, see Iodine.—s. Iodide of, see Iodine.—s. Liver of, Potassæ sulphuretum,

SULPHUR LOTUM, *Sulphur sublimatum lotum*, *Washed Sulphur*, *Magisterium Sulphuris*, *Sulphuris Flores loti*, is prepared by pouring boiling water on sublimed sulphur, so as to wash away any acid it may contain, and then drying it.

SULPHUR PRÆCIPITATUM, *Lac Sulphuris*, *Milk of Sulphur*, *Præcipitated Sulphur*, (F.) *Crème de Soufre*, is prepared by boiling sublimed sulphur and lime together, and adding muriatic acid to precipitate the sulphur.

SULPHUR SUBLIMATUM, *Sulphur*, (Ph. U. S.) *Sublimed Sulphur* or *Flowers of Sulphur*, (F.) *Soufre sublimé*, *Fleurs de Soufre*, is the sulphur of commerce, sublimed in close vessels.

Sulphur is possessed of stimulant, laxative, and diaphoretic properties. As a laxative, it is used in hemorrhoidal and other affections. In the itch, applied externally and taken internally, it has been considered as a specific (?), and it is a valuable remedy in most cutaneous affections that are local. Dose, ʒss to ʒij.

The fæces or dregs, left in the purification or sublimation of sulphur, are called *Horse Brimstone*, *Dregs of Sulphur vivum*, *Sulphur caballinum*, *S. vivum*, *Sulphuris vivi recrementa*. They are very impure, and are only used externally.

SULPHUR, VEGETABLE, Lycopodium.—s. Wort, Peucedanum.

SULPHURATUS, Sulphureous, Sulphurated. SULPHUREOUS, *Sulphureosus*, *Sulphureus*, *Sulphuratus*, *Sulphuretted*. Possessing the properties of, or relating to sulphur.

SULPHURETTED, Sulphureous.—s. Hydrogen, see Hydrogen, sulphuretted.

SULPHURETUM AMMONIACÆ, Ammoniacæ sulphuretum.—s. Ammoniacæ hydrogenatum, Liqueur fumans Boyllii.—s. Kalicum, Potassæ sulphuretum.—s. Lixiviæ, Potassæ sulphuretum.

SULPHURIC ACID, *Acidum Sulphuricum* vel *Sulfuricum*, *Oleum Vitrioli*, *Spiritus Vitrioli*, *S. v. fortis*, *Acidum vitriolicum*, *Oil of Vitriol*, *Spirit of Vitriol*, *Vitriolic Acid*, *Acidum Vitrioli dephlogisticatum*, *Acid Sulphuricæ*, (F.) *Acide Sulphurique* ou *Sulfurique*. Sulphuric acid is inodorous; has a strong acid taste, and is corrosive. S. g. 1.845 (Ph. U. S.) It is escharotic, stimulant, rubefacient. Mixed with lard, it is sometimes used in local pains, and certain cutaneous affections.

SULPHURIC ACID, AROMATIC, *Acidum Sulphuricum Aromaticum*, *A. vitriolicum aromaticum*, *A. vitriolicum alcoholè aromaticum*, *Elixir vitrioli*, *E. v. aromaticum*, *E. vitrioli Mynsichtii*, *E. vitrioli Edinburgensium*, *E. vitrioli cum tincturâ aromaticâ*, *E. vitrioli dulcè seu acido-aromaticum*, *Alcohol cum aromatibus sulphuricatus*, *Tinctura acidi sulphurici*, is formed of sulphuric acid, f. ʒijss; ginger, bruised, ʒj; cinnamon, bruised, ʒiiss; Alcohol, Oij.—Ph. U. S. Dose, gr. x to xxx. Ph. L.

SULPHURIC ACID, DILUTED, *Acidum Sulphuricum Dilutum*, *Acidum vitriolicum dilutum*, *Elixir of Vitriol*, *Elixir vitrioli*, *Spiritus vitrioli ac'idus Vogleri*, (F.) *Acide sulfu-*

rigue délayé, is formed, according to the Pharmacopœia of the United States, by adding *aq. destillat.* f. ℥xij, to *acid. sulph.* f. ℥j. It is tonic, astringent, and refrigerant. Dose, gr' x to xx, largely diluted. When used as a gargle, half a drachm may be added to ℥vj of water.

Very dilute sulphuric acid was formerly termed *Phlegma vitrioli*.

SULPHURIS IODIDUM, *Iodide of Sulphur*, see Iodine. It is thus directed to be prepared in the Pharmacopœia of the U. S. (1842). (*Iodin.* ℥iv; *sulphur.* ℥j.) Rub the iodine and sulphur together in a glass, porcelain, or marble mortar, until they are thoroughly mixed. Put the mixture into a matrass, close the orifice loosely, and apply a gentle heat, so as to darken the mass without melting it. When the colour has become uniformly dark throughout, increase the heat so as to melt the iodide; then incline the matrass in different directions, in order to return into the mass any portions of iodine which may have condensed on the inner surface of the vessel: lastly, allow the matrass to cool, break it, and put the iodide into bottles, which are to be well stopped.

SULPHURIUS, Sulphureous.

SULPHUROSUS, Sulphureous.

SULPHUROUS ACID, *Ac'idum sulphureos'icum*, *A. sulphuris volat'ile*, *A. Sulphurosum* vel *Sulfurosum*, *Spiritus sulphuris*, *Spiritus sulphuro'sus volat'ilis*, *Sp. sulphuris per camp'nam*, *Sp. vitrioli phlogisticatus*, *Gas sulphuris*, (F.) *Acide Sulfureux*, *Air Acide Vitriolique*. Obtained by treating mercury with concentrated sulphuric acid, or by burning sulphur. It is sometimes used in the gaseous,—at others, in the liquid state. Sulphurous acid gas is used to disinfect cloths, confined air, letters coming from infected places, &c. It is also exhibited, with great success, in the form of fumigation, in the treatment of certain chronic cutaneous affections, and of sciatic and rheumatic pains in general. If respired pure, it acts in the manner of violent irritants; and is not long in producing death.

SULTZMALT, **MINERAL WATERS OF**. Sultzmalt is a village in the department of the Upper Rhine; where are several sources of cold, acidulous waters, which seem to contain carbonic acid, subcarbonate of soda, subcarbonate of lime, sulphate of lime, and a little bitumen. They are refrigerant, aperient, and alterative.

SUMAC DES CORROYEURS, *Rhus coriaria*—s. *Vénéneux*, *Rhus toxicodendron*.

SUMACH, *Rhus coriaria*.

SUMEN, *Hypogastrium*.

SUMMER COMPLAINT. A popular name in the United States, for diarrhoea occurring in summer. It is often, also, made to include dysentery and cholera infantum: with some it means cholera infantum only.

SUMMER DISEASES, see Estival—s. *Rash*, *Lichen tropicus*.

SUMMITAS CUTIS, *Epidermis*.

SUMMUS HUMERUS, *Acromion*.

SUNBURN, *Ephelides*—s. *Dew*, *Drosera rotundifolia*—s. *Flower*, *false*, *Helenium autumnale*—s. *Pain*, see *Hemicrania*—s. *Rash*, *Lichen*—s. *Stroke*, *Coup de Soleil*.

SUNSTROKE, **EGYPTIAN**, *Coup de Soleil*.

SUPELLECTILE DIOGENIS, *Palm*.

SUPELLEX ANATOMICA, *Museum anatomicum*—s. *Diogenis*, *Palm*.

SUPER. A common Latin prefix; in composition, signifying 'above.'

SUPERBUS, *Rectus superior oculi*.

SUPERCILIARIS, *Corrugator supercilii*.

SUPERCILIARY, *Superciliaris*, from *super*, 'above,' and *cilium*, 'the edge of the eyelid.' That which relates to the supercilia or eyebrows. (F.) *Sourcilier* on *Surcilier*.

SUPERCILIARY ARCHES, *Superciliary Ridges*, *Arcus superciliares*, *Suggrun'dia oculorum*, (F.) *Arcades sourcilières*, are two slightly projecting apophyses, situate at the anterior surface of the os frontis, above the superior margin of the orbits. They are separated by the nasal *bossa*, and covered by the superciliaris muscle, to which they give attachment.

SUPERCILIARY RIDGES, *Superciliary arches*.

SUPERCILITUM, *Ophrys*, *Oph'rya*, *Vallum*, (F.) *Sourcil*. Same etymon. The eyebrows are two arched eminences,—convex above, and more or less prominent, according to the individual,—which lie on the superciliary arch of the os frontis, above the eyelids, and extend from the sides of the root of the nose to the temple. Their inner extremity or head is more prominent than the outer or tail. The eyebrows are covered with short and stiff hairs, which are directed, obliquely, from within outwards, and are, commonly, of the colour of the hair. The skin in which these hairs are implanted, rests on the *orbicularis palpebrarum*, *frontalis*, and *superciliaris* muscles, which move the eyebrows in different directions. The eyebrows serve as an ornament to the countenance; and by covering the eye defend it from the impression of too strong a light. They direct the perspiration also from the eye.

SUPERCILIUM ACETABULI. The edge of the cotyloid cavity of the os innominatum.

SUPEREVACUATIO, *Hypercrisis*.

SUPERFUNDATIO, *Superfætation*.

SUPERFICIES PLANTARIS PEDIS, *Sole*.

SUPERFECUNDATIO, *Superfætation*.

SUPERFËCETATIO, *Superfætation*.

SUPERFËCETATIO, *Superfætatio*, *Superfætatio*, *Epicye'sis*, *Hypercye'sis*, *Superimprægnatio*, *Epig'onê*, *Superfæcunda'tio*, *Epicye'ma*, *Superfécundation*, from *super*, 'upon,' and *fætare*, 'to bring forth young.' Conception of a fœtus—*epicye'ma*—in a uterus which already contains one. The impregnation of a female already pregnant. The possibility of this has been denied; but there is abundant evidence to show, that it is possible at a very early period of pregnancy.

SUPERGEMINALIS, *Epididymis*.

SUPERGENUALIS, *Patella*.

SUPERHUMERALE, *Epomis*.

SUPERIMPRÆGNATIO, *Superfætation*.

SUPERIOR AURIS, *Attollens aurem*—s. *Rotundus clitoridis*, *Ischio-cavernous*.

SUPERLABIA, *Clitoris*.

SUPERLIGAMEN, *Epidesmus*.

SUPERLIGULA, *Epiglottis*.

SUPERNUTRITIO LIENIS, *Splenoncus*—s. *Splenis*, *Splenoncus*.

SUPEROXALAS KALICUM, *Potass*, *oxalate of*.

SUPERPURGATIO, *Hypercatharsis*.

SUPERSCAPULARIS, *Supraspinatus*—s. *Inferior*, *Infra-spinatus*.

SUPINATEUR COURT ou **PETIT**, *Supinator radii brevis*—s. *Grand ou long*, *Supinator radii longus*.

SUPINATION, *Supinatio*, from *supinus*, 'lying on the back.' The movement in which the forearm and hand are carried outwards, so that the anterior surface of the latter becomes superior.

In Pathology, *Supination*, *Supinatio*, *Hypitas'ma*, *Hypitas'mys*, means the horizontal position on the back, with the head thrown back, and the legs and arms extended. It is often a sign of great weakness in disease.

SUPINATOR. Same etymon. That which produces supination. A name given to two muscles of the forearm.

SUPINATOR BREVIS seu **MINOR**, *Supinator radii brevis*—s. *Longus seu major*, *Supinator radii longus*.

SUPINATOR RADII BREVIS, *S. brevis seu minor*, (F.) *Epicondyloradialis* (Ch.), *Supinateur court ou petit supinateur*. A muscle, seated at the outer and back part of the forearm. It is flattened, triangular, and curved upon itself, in such a manner that it embraces the superior extremity of the radius. It is attached, on the one hand, to the external tuberosity of the humerus, and to a small portion of the posterior surface of the ulna, and is inserted into the upper third of the outer and upper surfaces of the radius. It produces, by contracting, the motion of supination.

SUPINATOR RADII LONGUS, *S. longus sive major*, *Bra'chio-radialis*, (F.) *Huméro-sus-radialis* (Ch.), *Long ou grand supinateur*, is seated at the anterior and outer part of the forearm. It arises from the inferior part of the outer edge of the os humeri, and from the external intermuscular aponeurosis; and is inserted, by a long tendon, into the outer edge of the radius, near the base of the styloid process. It causes the supination of the forearm, which it can likewise bend on the arm.

SUPPEDANEA, Hypopodia.

SUPPLANTALIA, Hypopodia.

SUPPLEMENTA EPIPLOICA, Epiploic appendages.

SUPPORTER, ABDOMINAL, Belt, Russian.

SUPPORTION DE PART, Pregnancy, pretended.

SUPPOSITORIUM, Suppository—s. *Uterinum*, Pessary.

SUPPOSITORY, *Suppositorium*, *Hypotheton*, *Bacillus*, *Balanismus*, *Balanus*, *Glans*, from *supponere*, (*sub*, and *ponere*, 'to put,') 'to put under.' Any solid medicine, in the form of a cone or cylinder, intended to be introduced into the rectum;—either for the purpose of favouring intestinal evacuations, or to act as an anodyne. Purgative suppositories are made of soap, aloes, or any other irritating substance.

SUPPRESSIO ALVI, Constipation—s. *Lochiorum*, *Ischlochia*—s. *Lotii*, *Ischuria*—s. *Mensium*, *Amenorrhœa*—s. *Menstruationis*, *Amenorrhœa*—s. *Sudoris*, *Ischidrosis*.

SUPPRESSION DU FLUX MENSTRU-EL, *Amenorrhœa*—s. *de Part*, see *Parturition*—s. *d'Urine*, *Ischuria*.

SUPPURANS, Suppurative.

SUPPURATION, *Suppuratio*, *Ecpye'ma*, *Purulentia*, *Pyosis*, *Pyesis*, *Diapye'ma*, *Diapyesis*, *Pyogenia simplex*, (F.) *Aboutissement*.

Formation or secretion of pus, (see, also *Pyogenia*), from *sub*, 'under,' and *pus*. It is a frequent termination of inflammation, and may occur in almost all the tissues. This termination is announced by slight chills; by remission of the pain, which, from being lancinating, becomes heavy; by a sense of weight in the part, and, when the collection of pus can be easily felt, by fluctuation. When pus is thus formed in the cellular membrane, and is collected in one or more cavities, it constitutes an *abscess*. If it be formed from a surface exposed to the air, it is an *ulcer*: and such ulcers we are in the habit of establishing artificially in certain cases of disease.

SUPPURATIVE, *Suppurans*, *Suppurativus*, *Diapye'ticus*, *Ecpyoticus*, *Ecpyicon'tus*. That which facilitates suppuration. Suppuratives are, generally, vesicants mixed with lard.

SUPRA. A common Latin prefix: in composition, signifying 'above.'

SUPRA-COSTALES, *Levatores Costarum*, (F.) *Sur-costaux*, from *supra*, 'above,' and *costa*, 'a rib.' A name given to twelve small, fleshy fasciculi, which are flattened, triangular, and with radiating fibres. They pass from the transverse processes of the dorsal vertebrae to the superior margin of the rib beneath. Spigelius, Cowper, Boyer, Chaussier, and others consider them to form part of the *intercostales externi*.

SUPRA-ORBITAR, *Supra-orbitalis*, *Supra-orbitarius*, (F.) *Sus-orbitaire*, from *supra*, 'above,' and *orbita*, 'the orbit.' That which is situate above the orbit.

SUPRA-ORBITAR FORAMEN, *Foramen Supra-orbitarium*, *F. orbitarium superius*, (F.) *Trou sus-orbitaire* ou *orbitaire supérieur*, is a foramen or notch completed by a ligament at the inner third of the orbital arch. It gives passage to the *supra-orbital* or *superciliary artery*, a branch of the ophthalmic, which ascends the forehead, and is distributed thereto.

SUPRA-PUBIAN, *Supra-pubic*, *Supra-pubianus*, from *supra*, and *pubes*. That which is seated above the pubis.

SUPRA-PUBIAN NERVE, (F.) *Nerf sus-pubien*, is the internal ramus of the inguino-cutaneous branch of the first lumbar nerve. It is the *genito-crural* branch of Bichat. It descends almost vertically before the *psaos muscle*; and, near the crural arch, divides into two branches. One of these accompanies the spermatic cord, and is distributed to the cremaster, scrotum, and integuments on the inner part of the thigh. The other issues from the pelvis with the femoral filaments; traverses the aponeurosis of the thigh, and is distributed to the integuments of the upper and anterior part of the limb.

SUPRA-RENAL, *Supra-renal's*, (F.) *Sur-rénal*, from *supra*, 'above,' and *ren*, 'the kidney.' Seated above the kidney—as the *supra-renal capsule*.

SUPRA-SCAPULARIS, *Supra-spinatus*.

SUPRA-SEMIORBICULARIS, *Orbicularis oris*.

SUPRA-SPINATUS, *Supra-spino'sus*, (F.) *Sur-épineux*, *Sus-épineux*, from *supra*, and *spina*. That which is seated above the spine.

SUPRA-SPINATA FOSSA, (F.) *Fosse sus-épineuse*, is a triangular depression above the spine of the scapula.

SUPRA-SPINATUS MUSCLE, *Super-scapularis*,

(F.) *Sus-spino-scapulo-trochitérien*, *Petit sus-scapulo-trochitérien*, (Ch.) *Supra-scapularis*, is situate in the fossa supra-spinata. It is elongated, thick, and triangular, and is attached, on the one hand, to the two inner thirds of the fossa supra-spinata; and terminates, on the other, at the anterior part of the great tuberosity of the humerus. This muscle raises the arm.

SUPRA-SPINO'SA LIGAMENTA, *Supra-spinal ligaments*, are two in number. 1. The *Dorsolumbo-supra-spinal ligament*, (F.) *Ligament sur-épineux dorso-lombaire*, extending above the spinous processes of the dorsal and lumbar vertebrae from the 7th cervical as far as the median crista of the sacrum. 2. *Cervical-supra-spinal ligament*, (F.) *Ligament-sur-épineux cervical*, which extends above all the cervical spinous processes, and is attached, above, to the outer occipital protuberance.

SUR, *Supra*. A French prefix, signifying 'above.'

SURA, *Gastrocné'mé*, *Gastrocné'mia*, *Gastrocné'mium*; calf of the leg, (F.) *Mollet*, *Gras de Jambe*. The projection, formed at the posterior part of the leg by the gastrocnemii muscles. Also, the fibula.

SURCILIER, *Corrugator supercilii*, *Superciliary*.

SURCOSTAUX, *Supracostales*.

SURCULI FELLEI, *Pori biliarii*.

SURCULUS, *Ramusculus*.

SURDENT (F.), *supra*, 'above,' and *dens*, 'a tooth.' When a milk tooth does not fall out at the period of the second dentition, but is merely forced to one side by the new tooth, it is called a *surdent*.

SURDITAS, *Cophosis*, *Deafness*.

SURDITÉ, *Cophosis*, *Deafness*.

SURDOMUTITAS, *Deaf-dumbness*.

SUREAU COMMUN, *Sambucus*.

SURELLE, *Oxalis acetosella*.

SURÉPINEUX, *Supraspinatus*.

SUR-EXCITATION, see *Excitement*, and *Super-excitation*.

SURFEIT, *Colica crapulosa*.

SURGEON, *Chirurgéon*; old French, *Surgien*, *Chiro'nax*, *Chirurgus*, *Vul'nerum medicus*, *Cheiria'ter*, *Chiria'ter*, *Iâtrus*, (F.) *Chirurgien*, from $\chi\epsilon\iota\rho$, 'the hand,' and $\epsilon\rho\gamma\omega$, 'work.' One who practises surgery. The surgeon, says Celsus, ought to be young, or, at all events, not advanced in life. His hand must be steady, expert, and never tremulous: he must use the right or left with equal facility: his sight must be clear and penetrating: his mind intrepid; and although unmoved when he proceeds to operate, he must not be in haste, nor cut less than is necessary, but finish his operation, as if the cries of the patient made no impression upon him.

SURGEON-APOTHECARY. One who unites the practice of surgery with that of the apothecary. A *general practitioner*.

SURGEON-DENTIST, *Dentist*.

SURGERY, *Chirurgia*, *Chiriatri'a*, *Cheirix'is*, *Chi'risis*, *Chirix'is*, *Chiris'mus*, *Metacheirix'is*, *Metachi'risis*, *Metachiris'mus*, *Tractatio manua'ria*, *Medici'na operati'va*, *Medici'na eff'caax*, (F.) *Chirurgie*. The part of the healing art which relates to external diseases; their treatment; and, especially, to the manual operations adapted for their cure. Also, the office of a surgeon.

SURGERY, **ANAPLASTIC**, *Morioplastice*—**s.** *Autoplastic*, *Morioplastice*—**s.** *Dental*, *Dentistry*.

SURGERY, **MILITARY**, (F.) *Chirurgie militaire*, is that which relates to the operations to be performed on the field of battle, or subsequently;—with the attention to be paid to the wounded, &c.

SURGERY, **OPERATIVE**, is termed *Acicur'gia*, *Acur'gia*, and *Acidur'gia*.

SURGERY, **PLASTIC**, *Morioplastice*.

SURGICAL, *Chirurg'gius*, (F.) *Chirurgique*. That which relates to surgery; as *surgical anatomy*, *surgical operations*, *surgical instruments*, &c.

SURGLEN, *Surgeon*.

SURINAMINE, see *Geoffræa Surinamensis*.

SUR-IRRITATION, see *Irritation*.

SUROXYGENESES. A name given by Baumes to diseases attributed by him to superabundance of oxygen.

SURPEAU, *Epidermis*.

SURRECTA ALBA, *Ranunculus flammula*.

SUR-RÉNAL, *Supra-renal*.

SURROGATUM, *Succedaneum*.

SURSELS, see *Salt*.

SURTOUTS LIGAMENTEUX DE LA COLONNE VERTÉBRALE, *Vertebral ligaments*.

SURUMPE (S.) A disease to which the traveller in the Cordilleras is liable. It consists of a violent inflammation of the eyes, caused by the reflection of the bright rays of the sun. The eyes become violently inflamed, and the lids swell and bleed. The pain is intense, and frequently induces delirium.—Tschudi.

SURVIE, *Survivorship*.

SURVIVORSHIP, (F.) *Survie*, from *super-vivere*, (*super*, and *vivere*), (F.) *survivre*, 'to live longer.' In *legal medicine*, this word means the probability that any individual has survived others in an accident, which has been fatal to all. This is often an important question, connected with the inheritance of property, and on which physiology can rarely afford more than presumptive grounds for conclusion.

SUS, *Supra*. A French prefix, signifying 'above.'

SUS-ACROMIO-HUMÉRAL, *Deltoid*.

SUS-CARPIEN; from *sus*, (F.) 'above,' and *carpe*, 'the wrist.' Above the wrist. An epithet given by Chaussier to the dorsal artery of the wrist—*Artère sus-carpienne*—a branch of the radial.

SUS-ÉPINEUX, *Supraspinatus*—*s.* *Maxillo-labial*, *Lévatour anguli oris*—*s.* *Maxillo-labial, grand*, *Lévatour labii superioris alæque nasi*—*s.* *Maxillo-labial moyen*, *Lévatour labii superioris proprius*—*s.* *Maxillo-nasal*, *Compressor naris*—*s.* *Optico-sphéno-scléroticien*, *Rectus superior oculi*—*s.* *Orbitaire*, *Supra-orbitaire*—*s.* *Phalangien du pouce*, *Abductor pollicis brevis*—*s.* *Pubio-fémoral*, *Pectinalis*—*s.* *Scapulo-trochitérien, le plus petit*, *Teret minor*—*s.* *Scapulo-trochitérien, petit*, *Supraspinatus*—*s.* *Spino-scapulo-trochitérien*, *Supraspinatus*.

SUSCEPTIBILITY, from *facile suscipiens*, (*sub* or *sus*, and *capio*, 'I take,') 'easily taking, or undertaking.' Sensibility, in its most enlarged acceptation. Impressibility. This term, with the epithet *nervous*, is sometimes used for that increase in the moral sensibility which is particularly observed in nervous affections.

SUSCEPTIO INTESTINORUM, Intussusception.

SUSPENSICULUM, Cremaster.

SUSPENSÀ, Enæorema.

SUSPENSIOIRE, Suspensory.

SUSPENSORIUM, Suspensory—s. Testis, Cremaster.

SUSPENSORY, *Suspensorius*, from *suspendere*, (*sub* or *sub*, 'under,' and *pendere*, 'to hang,') 'to hang under.' (F.) *Suspensioire*. That which sustains or suspends.

SUSPENSORY BANDAGE, *Suspensorium*, is a bandage intended to support the scrotum, in cases of disease of the testicle or of scrotal hernia. It consists of a kind of bag, fixed above to a cincture, and retained below by strings passing between the thighs, and fixed to the cincture behind.

SUSPENSORY LIGAMENT OF THE LIVER, *Ligamentum suspensorium hepatis*, *Perpendiculum hepatis*, is a triangular duplicature of the peritoneum, between the inferior surface of the diaphragm and the upper surface of the liver, which is continuous with the great falk of the umbilical vein.

SUSPENSORY LIGAMENT OF THE PENIS is a fibro-cellular fascia, of a triangular shape, which extends from the anterior part of the symphysis pubis to the corpus cavernosum, which it sustains. A similar ligament belongs to the clitoris.

SUSPENSUM, Enæorema—s. Urine, Enæorema.

SUSPIRATIO, Suspirium.

SUSPIRATUS, Suspirium.

SUSPIRITUS, Suspirium.

SUSPIRIUM, *Suspiratio*, *Suspiratus*, *Suspiritus*, from *sub* or *sub*, 'under,' and *spiro*, 'I breathe;' *Mygmus*, *Mychmus*, *Mychthismus*, *Stenagmus*, *Stenaxis*; a sigh, (F.) *Soupir*. A short breathing: A slow, voluntary contraction of the diaphragm and intercostal muscles, the effect of which is to restore the due relation between the circulation and respiration, or to free ourselves from an inconvenient sense of weight felt in the chest, when we are much depressed,—a weight, which appears to be chiefly dependent on the functions of the heart being disturbed through the moral influence. The sigh differs from the *sob*.—the latter being involuntary and spasmodic. Sighing, occurring in fevers to a great extent, indicates considerable depression. When accompanied with a vocal sound, it constitutes a *groan*.

SUSPIRIUM CARDIACUM, Angina pectoris.

SUSTENTACULUM, Aliment.

SUSTENTATOR CLITORIDIS, Erector clitoridis—s. Penis, Erector penis.

SUSURRUS, *Bourdonnement*—s. Aurium, Tinnitus aurium.

SUTELA, Suture.

SUTERBERRY, *Xanthoxylum fraxineum*.

SUTORIUS, Sartorius.

SUTTER, Saccharum.

SUTURA ABDOMINALIS, *Gastrophagy*—s. Arcualis, Coronal suture—s. Biparietalis, Sagittal suture—s. Clavata, Suture, quilled—s. Cranii squamosa, Squamous suture—s. Dentata, see Suture—s. Frontoparietalis, Coronal suture—s. Jugalis, Sagittal suture—s. Lambdoidalis, Lambdoid suture—s. Limbosa, see Suture—s. Lepidoides, Squamous suture—s. Mendosa, Squamous suture—s. Notha, see Suture—s. Obe-

læa, Sagittal suture—s. Ossium Spuria, Harmony—s. Proræ, Lambdoid suture—s. Punctata, Suture, common—s. Puppis, Coronal suture—s. Rhabdoides, Sagittal suture—s. Serrata, see Suture—s. Serrata, Sagittal suture—s. Vera, see Suture.

SUTURE, *Sutu'ra*, *Sutt'la*, *Armè*, *Rhaphè*, from *suere*, *sutum*, 'to stitch;' *Dove-tail joint*, (F.) *Engrenure*. A kind of immovable articulation, in which the bones unite by means of serrated edges, which are, as it were, *dove-tailed* into each other. The articulations of the greater part of the bones of the skull are of this kind. The coronal, lambdoidal, and sagittal sutures are called *true sutures*, the two temporal are called *false sutures*, *suture nothæ*.

A *dentated suture*—*Sutu'ra dentata*—is one in which the processes are long and dentiform, as in the interparietal suture. In a *serrated suture*—*sutu'ra sen syntax'is serrata*—the indentations and processes are small and fine, like the teeth of a saw, as in the suture between the two portions of the frontal bone. In the *sutu'ra limbo'sa* there is along with the dentated margins a degree of bevelling of one, so that one bone rests on the other, as in the occipito-parietal suture.

SUTURE, in *Surgery*, *Rhaphè*, means an opération which consists in stitching the lips of a wound to procure their union. The suture was, at one time, largely employed; but, in modern times, its use has been wisely restricted. There are few wounds in which the edges may not be brought together by adhesive plaster appropriately applied. This kind of union, by adhesive plaster simply, has been absurdly termed *Sutura sicca* or *dry suture*, in opposition to the *Sutura cruenta* or suture properly so called. The suture is generally performed with waxed thread and straight or curved needles, according to the arrangement of parts.

The chief sutures are the *interrupted suture*, the *quilled suture*, the *glover's suture*, and the *twisted suture*. 1. The INTERRUPTED SUTURE, (F.) *Suture à points séparés*, *Suture entrecoupée*, is performed by passing a needle, armed with a ligature, through the lips of the wound previously brought into contact; and then tying the extremities of the thread. The other stitches are made in the same manner. They are separate or interrupted. It is the suture most commonly used. 2. The QUILLED SUTURE, *Sutura clava'ta*, (F.) *Suture enchevillée* ou *emplumée* ou *empenée*, *Compound Suture*, is merely the interrupted suture, with this difference, that the ligatures are not tied over the face of the wound, but over two quills or rolls of plaster, or bongs, which are laid along the sides of the wound. It is used by some surgeons, on account of there being less danger of the stitches tearing out. It is not much employed. 3. The GLOVER'S SUTURE, *Contin'ued Suture*, *Un-interrupted Suture*, (F.) *Suture de Pelletier*, *Suture en surget*, is executed by introducing the needle first into one lip of the wound from within outwards, then into the other in the same way; and, in this manner, sowing up the whole extent of the wound. It has been chiefly used in wounds of the intestinal canal. It is now rarely employed except for stitching up dead bodies. The common stitch or suture, *Sutura punctata*, (F.) *Suture à points passés*, has been used in similar cases. 4. The ROYAL

STITCH or **SUTURE** is the name of an old operation for the cure of bubonocele. It consisted in putting a ligature under the hernial sac, close to the abdominal ring, and then tying that part of the sac, so as to render it impervious by the adhesive inflammation thus excited. 5. The **TWISTED SUTURE**, (F.) *Suture entortillée*, is employed, chiefly, to unite wounds of the cheeks and of the free edges of the lips. To perform it, a pin or needle is passed through the edges of the wound, so as to keep them accurately in contact. A piece of thread is then wound accurately round the pin, from one side of the division to the other, in the form of the figure ∞ . The number of pins and sutures must, of course, correspond with the extent of the wound. This is the suture used in cases of harelip. 6. The **SUTURE À ANSE**, of Le Dran, has only been employed in cases of wounds of the intestines. For this purpose, the edges of the wound are brought together, and as many needles, with unwaxed threads, used as there are to be stitches. Each stitch is then made by passing a needle through the edges; and all the ligatures which belong to one side of the wound are tied together, and twisted so as to form a thread, which is fixed externally.

SUTURE, **COMPOUND**, Suture, quilled—s. Continued, Suture, glover's—s. *Écailluse*, Squamous suture—s. *Empennée*, Suture, quilled—s. *Emplumée*, Suture, quilled—s. *Enchevillée*, Suture, quilled—s. *Entortillée*, Suture, twisted—s. *Entrecoûpée*, Suture, interrupted—s. False, Harmony—s. *Occipitale*, Lambdoid suture—s. Occipito-parietal, Lambdoid suture—s. *de Pelletier*, Suture, glover's—s. *à Points passés*, Suture, common—s. *à Points séparés*, Suture, interrupted—s. Sagittal, see Sagittal suture—s. *Squamuse*, Squamous suture—s. *en Surget*, Suture, glover's—s. Superficial, Harmony—s. Uninterrupted, see Suture, glover's.

SWADDLING CLOTHES, Swathing clothes.

SWALLOW, *Hirundo*—s. Wort, *Asclepias vincetoxicum*—s. Wort, orange, *Asclepias tuberosa*—s. Wort, tuberous-rooted, *Asclepias tuberosa*—s. Wort, white, *Asclepias vincetoxicum*.

SWAMP CABBAGE, *Dracontium fetidum*—s. Sickness, Milk sickness—s. Wood, *Cephalanthus occidentalis*, *Dirca palustris*.

SWATHING CLOTHES, *Swaddling Clothes*, *Inennab'ula*, *Fasciæ*, *Panni*, from Sax. *ƿeþan*, 'to bind.' (F.) *Maillet*. The kind of clothing or bandaging formerly applied to children during the first year of life. It is now, properly, laid aside, and every freedom allowed to muscular exertion.

SWEAT, *Sudor*—s. Bloody, *Sudor cruentus*—s. Scab, *Crusta genu equina*.

SWEATING OF BLOOD, see *Diapedesis*, and *Sudor cruentus*—s. Plant, *Eupatorium perfoliatum*—s. Sickness, *Sudor Anglicus*.

SWEATING SICKNESS, **MALWAH**. A disease which appears to be allied to the worst form of cholera, and to bear a close relation to malignant congestive fever. As its name imports, it occurs in Malwah in India.

SWEET BITTER, *Triosteum*—s. Bush, *Comptonia asplenifolia*—s. Fern, *Comptonia asplenifolia*—s. Flag, *Acorus calamus*—s. Pod, *Ceratanium siliqua*—s. Root, *Aralia nudicaulis*.

SWELLING, *Epanaste'ma*, *Exar'ma*, *Exar'de'sis*, *Presis*, *Presma*, *Oncus*, *Eatume'factio*,

Tumor, *Tumefactio*, (F.) *Enflure*, *Gonflement*, from Sax. *ƿeþellan*, (D.) *swellen* (G.) *schwellen*, 'to swell.' Morbid increase of bulk in the whole, or a part, of the body. See *Tumour*.

SWELLING, **WHITE**, *Hydrarthrus*.

SWERTIA CHIRAYITA, *Gentiana chirayita*—s. *Difformis*, see *Calumba*—s. *Fraseria*, see *Calumba*.

SWIETENIA FEBRIFUGA, *Febrifuge Swietenia*, (F.) *Mahogan fébrifuge*. Family, *Meliacæ*. Sex. *Syst. Decandria Monogynia*. The bark of this tree, which is a native of the East Indies, and called there *Rohena Bark*, has an aromatic odour and bitter taste. It is tonic and stomachic, and has been used in intermittents, and in diseases where bitter tonics are indicated. Dose, $\mathcal{R}j$ to $\mathcal{R}ij$ of the powder.

SWIETENIA MAHOGANI, *Mahogany Tree*, grows in the West Indies and tropical America, and is possessed of similar properties.

SWIMMING, *Natation*—s. of the Head, *Vertigo*.

SWOON, *Syncope*.

SYALADENITIS, *Inflammatio glandularum salivalium*, from *σάλις*, 'saliva,' *αδην*, 'a gland,' and *itis*, denoting inflammation. Inflammation of the salivary glands.

SYCAMINOS, *Morus nigra*.

SYCAMINUM, see *Morus nigra*.

SYCE, *Ficus*, *Ficus carica*.

SYCEA, *Ficus*.

SYCEPHALUS, from *συς*, 'with,' and *κεφαλή*, 'head.' A monster having two heads united together.

SYCION, *συκιον*, from *συκον*, 'a fig.' A decoction of dried figs.

SYCITES, from *συκον*, 'a fig.' Wine, in which figs have been infused.

SYCITES, *Catorchites*.

SYCOMA, *Ficus*.

SYCO'SIS. Same etymon. A tumour of the shape of a fig. Also, a fungous ulcer. A horny excrescence about the eyelids. Dr. Bateman defines it:—an eruption of inflamed but not very hard tubercles occurring on the bearded portion of the face and on the scalp, in adults; and usually clustering together in irregular patches;—*Phyma Sycosis*, *Rosé'ola fico'sa*. Of this he has given two species: 1. *Sycosis Menti*, *S. barbæ*, *Ment'agra*, *Menti'go*, *Varus Ment'agra*, *Chinwelk*, *Barber's Itch*, (F.) *Dartre pustuleuse mentagre*: and 2. *Sycosis Capilli*, *S. Capillit'ii*. The treatment, in both cases, resembles that for *Porrigo favosa*.

Sycosis, *Ficus*.

SYCUM, *Ficus*.

SYDERATIO, *Sideratio*.

SYLLEPSIOLOG'IA, from *συλληψις*, 'conception,' and *λογος*, 'a description.' The doctrine of conception.

SYM, **SYN**, *συν*, 'with, together,' like the *cum*, *con*, *col*, *cor*, &c., of the Latins. A common prefix. Before *b*, *p*, *ph*, *ps*, and *m*,—*sym*, or *syn*, is changed into *sym* or *sym*, (com;) before *c*, *ch*, *g*, *k*, and *x*, into *syn* or *syn*, *συ*, *ξυ*, (con;) before *l* into *syl* or *axyl*, (col;) before *r* into *syn* or *ayr* (cor;) and before *s* into *sy* or *xy*, and *sys*, (co and cos.)

SYMBLEPHARON, *Ankyloblepharon*.

SYMBLEPHAROSIS, *Concretio palpebrarum cum bulbo oculi*, from *συν*, 'with,' and *βλεφαρον*, 'an eyelid.' A preternatural adhe-

sion between the eyelids; and especially between the upper eyelid and globe of the eye.

SYMBLEPHAROSIS, Ankyloblepharon.

SYMBOLE, Commissure.

SYMBOLEUSIS, Consultation.

SYMBOLISMUS, Sympathy.

SYMBOLIZATIO, Sympathy.

SYMBOLOLOGICA, Symptomatology.

SYMBOLUM, Sympathy.

SYMMELES; from *συμ*, 'with,' and *μελες*, 'an extremity.' *Monopus*. A genus of monsters whose extremities are joined together.—I. G. St. Hilaire.

SYMMETRIA, Symmetry.

SYMMETRICAL, *Symmet'ricus*, *συμμετρικος*, from *συμ*, 'with,' and *μετρειν*, 'to measure.' An epithet given to those parts of the body, which, if seated on the median line, may be divided into two equal, and perfectly like halves; or which—if situate, the one to the right, the other to the left of this line—have a similar conformation, and a perfectly analogous arrangement.

SYMMETRY, *Symmet'ria*, *Commen'sum*, *Membro'rum Omnium Competen'tia*, *Proportio*. The regularity in form, observed in many parts, situate on the median line; and also, the resemblance which exists between many organs that are situate on each side the median line. Bichat first noticed that this symmetry was confined to the organs of animal life; as the head, brain, spine, organs of sense, of locomotion, &c.

SYMPARATERESIS, Observation.

SYMPASMA, Catapasma.

SYMPATHESIS, Sympathy.

SYMPATHET'IC, *Sympath'icus*, *Sympathe'ticus*, (F.) *Sympathique*, from *συμ*, 'with,' and *παθος*, 'suffering.' That which depends on sympathy. Sympathetic affections of an organ are those morbid phenomena that supervene without any morbid cause acting directly on it, and by the reaction of another organ primarily affected. Thus, itching of the nose is a *sympathetic affection*, produced by irritation in the intestinal caecal.

The epithet *sympathetic* is also given to different nerves. See Trisplanchnic, Pneumogastric, and Facial.

SYMPATHETIC, GREAT, Trisplanchnic nerve—s. Middle, Pneumogastric.

SYMPATHETIC POWDER, *Pulvis sympathet'icus* of Sir Kenelm Digby, was composed of calcined sulphate of iron, prepared in a particular manner. It was long supposed to be able to cure a wound, if applied to the weapon that inflicted it; or even to a portion of the bloody clothes. It is proper to remark, however, that the wound itself was carefully excluded from the air, and from all irritation.

SYMPATHETICUS MINOR, Facial nerve.

SYMPATHETISMUS, Sympathy.

SYMPATHIA, Consent of parts.

SYMPATHICUS, Sympathetic.

SYMPATHIQUE, Sympathetic.

SYMPATHY, *Sympath'ia*, *Sympathe'sis*, *Compassio*, *Consensus*, *Sympathet'ismus*, *Xympath'ia*, *Confluxio*, *Conspiratio*, *Commer'cium*, *Consortium*, *Homoiopath'ia*, *Homoth'nia*, *Adelphi'is*, *Symbolis'mus*, *Symbolizatio*, *Sym'bolum*. The connexion that exists between the action of two or more organs, more or less distant from each other; so that the affection of the first is transmitted, secondarily,

to the others, or to one of the others, by means unknown. A knowledge of the particular sympathies between different organs, throws light on the etiology of diseases, their seat, and the particular organ towards which our therapeutical means should be directed. See Irritation.

SYMPEPSIS, Coction.

SYMPEXIS, Concretion.

SYMPHORA, Congestion.

SYMPHOREMA, Congestion.

SYMPHORESIS, Congestion.

SYMPHYIA, Symphysis.

SYMPHYOCEPH'ALUS, *Metop'ages*, *Cephalop'ages*; from *συμφυης*, 'united together,' and *κεφαλη*, 'head.' A monstrosity in which twins are united by the head.

SYMPHYSEOT'OMY, *Symphysot'omy*, *Synchondrot'omy*, *Symphyseotom'ia*, *Symphysiotom'ia*, from *συμψυσις*, and *τεμνω*, 'I cut.' The operation or section of the Symphysis, *Sigaultian operation*, *Sigaultian section*. This operation is performed with the view of augmenting the diameter of the pelvis, in order to facilitate delivery in certain cases of faulty conformation of that cavity, with wedging of the head of the child therein. To perform the operation, (F.) *désymphyser*, the female is placed on her back; the pubes is shaved; and, with a strong scalpel, the soft parts are divided on the median line. The articulation is then cut. As soon as the fibrous parts, which hold the bones together, are divided, they separate to a certain distance from each other; and the delivery may be accomplished. The knife, with which the operation is performed, is called, by the French, *Couteau symphyisien*.

SYMPHYSIA, from *συμφυσις*, 'a growing together.' A malformation consisting in the union of parts that are usually divided.—Breschet.

SYMPHYSIOTOMIA, Symphyseotomy.

SYMPHYSIS, *Symphy'ia*, *Coalescent'ia*, *Coalit'us*, from *συμφυω*, (*συμ*, 'with,' and *φωω*, 'I grow,') 'I unite together.' A union of bones. The bond of such union. The aggregate of means used for retaining bones *in situ* in the articulations. The name symphysis has, however, been more particularly appropriated to certain articulations; as to the *symphysis pubis*, *sacro-iliac symphysis*, &c.

SYMPHYSIS, Coalescence, Commissure, Insertion—s. Cartilaginea, Synchondrosis—s. Ligamentosa, Syndesmosis—s. Ossium muscularis, Syssarcosis—s. Pubis, Pubic articulation.

SYMPHYSOTOMY, Symphyseotomy.

SYMPHYTOS, Hereditary.

SYMPHYTUM. Same etymon. *Symphytum officina'le*, *Consolida major*, *Comfrey*, *Alum*, *Alus*, (F.) *Grande Consoude*. Family, Boraginæ. *Sez. Syst.* Pentandria Monogynia. The roots of this European plant are very mucilaginous, and are employed as emollients. They are used in decoction in hæmoptysia, dysentery, chronic diarrhoea, &c.

SYMPHYTUM, Solidago virganeæ—s. Minimum, Bellis—s. Minus, Prunella.

SYMPHYTUM PETRÆ'UM, *Coris Montpel'ien'sis*, *Montpel'ier Coris*. An intensely bitter, and nauseous plant, which is said to have been useful in syphilis. See, also, Sanicula.

SYMPLICARPUS ANGUSTISPATHA,

Dracontium angustispatha—s. Fetida, Dracontium fetidum.

SYMPODIA, *Monopodia*; from *συν*, 'together,' and *πυι*, *πυδος*, 'a foot.' A monstrosity in which there is coalescence of the lower extremities.

SYMPTOM, *Symptomata*, *Accidens*, *Casus*, from *συν*, 'with,' and *πτωμα*, 'a fall,' from *πιπτω*, 'I fall.' Any change, perceptible to the senses in any organ or function, which is connected with morbid influence. It is by the aggregate and succession of symptoms that a disease is detected. The term *symptoms of symptoms* has been used for the effects which result from the symptoms of a disease; but which effects are not essentially connected with the disease itself. Thus the debility arising from the frequency of the evacuations in dysentery is a symptom of symptoms. See Sign.

SYMPTOMA TURPITUDINIS, Nymphomania.

SYMPTOMATIC, *Symptomatus*. That which is a symptom of some other affection. Thus we speak of a symptomatic disease, in opposition to one that is idiopathic.

SYMPTOMATOLOGY, *Symptomatology*, *Symbolog'ia*, from *συμπτωμα*, 'a symptom,' and *λογος*, 'a treatise.' The branch of pathology, the object of which is the knowledge of symptoms.

SYMPTOSIS, from *συν*, 'with,' and *πιπτω*, 'I fall.' Depression or collapse, emaciation or atrophy, either of the whole body or of a part.

SYNÆREMA, Corrugation.

SYNÆTION, Concausa.

SYNANCHE, Cynanche, Cynanche tonsillar.

SYNANCIE, Cynanche.

SYNAPHYMENTITIS, see Ophthalmia.

SYNARTHRODIA, Synarthrosis.

SYNARTHRODIAL, *Synarthrodial'is*, from *συν*, 'with,' and *αρθρωσις*, 'articulation.' That which belongs to synarthrosis; as *Synarthrodial articulation*.

SYNARTHROSIS, *Synarthrosia*, *Abarticulatio*, *Coarticulatio*. An immovable articulation. Synarthrosis includes three species: *Suture*, *Harmony*, and *Gomphosis*.

SYNATHROESIS, Congestion.

SYNATHROISMUS, Congestion.

SYNCAN'THUS, from *συν*, 'with,' and *κνυθος*, 'the corner of the eye.' A morbid adhesion between the globe of the eye and the orbit.

SYNCHONDROSIS, *Symphysis* seu *Copula* seu *Connexio cartilagin'ea*, *Chondrosyndesmus*, from *συν*, 'with,' and *χονδρος*, 'a cartilage.' Union or articulation of bones by means of cartilage:—as the articulations of the ribs with the sternum, by means of their cartilages of prolongation.

SYNCHONDROTOMY, Symphyseotomy.

SYNCHRONIUS, Synchronous.

SYNCHRONOUS, *Syn'chronus*, *Synchron'ius*, *Isoch'ronous*, from *συν*, 'with,' and *χρονος*, 'time.' That which occurs at the same time. Thus the pulsations of an artery may be synchronous with those of the heart.

SYNCHRONUS, Synchronous.

SYNCHYSIS, Confusion.

SYNCIPUT, Sinciput.

SYNCLONESIS, Synclonus.

SYNCLONUS, *Synclon'is*, from *συνκλονω*, (*συν*, 'with,' and *κλονω*, 'I shake.') 'I

shake together.' *Clon'ici universales*, *Clonus*, (Young.) Tremulous, simultaneous, and chronic agitation of various muscles, especially when excited by the will. Also, general spasm, *spasmus universalis*. See Tremor, Chorea, &c.

SYNCLONUS BALLISMUS, Paralysis agitans—s. Beriberia, Beriberi—s. Chorea, Chorea—s. Raphania, Raphania—s. Saltans, Chorea—s. Tremor, Tremor.

SYNCOMIS'TUS, from *συνκομιζω*, (*συν* and *κομιζω*), 'I bring together;' *Autop'gyros*, *Panis domesticus*, *secundarius*, *cibarius*, *confusus*, *neus*. Bread of the whole wheat or of the unsifted meal. *Household bread*. Also, a cataplasm made of the same.

SYN' COPAL, *Syncope'lis*, *Syncope'ticus*, *Syncope'tus*. Same etymon as Syncope; as *Syn'copal Fever*, *Febris Syncope'lis*. A pernicious intermittent characterized by repeated attacks of syncope.

SYN' COPE, from *συνκοπιω*, 'I fall down.' *An'imi defectio*, *Animi deliquium*, *Leipopsychia*, *Lipopsych'ia*, *Apsych'ia*, *Apsych'ia*, *Lip'sis An'imi*, *Aspsych'ia*, *Apopsych'ia*, *Lipothym'ia*, *Leipothym'ia*, *Eclips'is*, *Sub'itus animi casus*, *Swoon*, *Fainting fit*, (F.) *Évanouissement*, *Défaillance*, *Pamaison*. Complete and, commonly, sudden loss of sensation and motion, with considerable diminution, or entire suspension of the pulsations of the heart and the respiratory movements. Syncope is, commonly, an affection of no consequence; but, sometimes, it is an index of diseased heart. Placing the patient in the horizontal posture; sprinkling cold water over the face and the application of volatile substances to the nose, are all that will be required during the fit. See Asphyxia, and Suffocation.

SYNCOPE ANGINA, Angina pectoris—s. Anginosa, Angina pectoris.

SYNCOPTICUS, Syncopeal.

SYNCOPTUS, Syncopeal.

SYNCRITICA, Astringents.

SYNDACTYLUS, Aschistodactylus.

SYNDESMITIS, see Ophthalmia. Also, inflammation of articular ligaments; *Inflammatio ligamento'rum*.

SYNDESMOGRAPHY, *Syndesmograph'ia*, from *συνδεσμος*, 'a ligament,' and *γραφη*, 'a description.' A description of the ligaments. The part of anatomy which describes the ligaments.

SYNDESMOL'OGY, *Syndesmolog'ia*, from *συνδεσμος*, 'a ligament,' and *λογος*, 'a treatise, discourse.' A treatise on the ligaments.

SYNDESMO-PHARYNGEUS. A fasciculus of the constrictor pharyngis superior.

SYNDESMOS, Ligament.

SYNDESMOSIS, *Synneuro'sis*, *Synymen'esis*, *Connexio* seu *Symphysis ligamento'sa*, *Commissu'ra ner'vea*, *Connervatio*, *Colligatio*, from *συνδεσμος*, 'ligament.' The articulation of two or more bones by means of a ligament;—as of the radius with the ulna.

SYNDESMOT'OMY, *Syndesmotom'ia*, from *συνδεσμος*, 'ligament,' and *τεμνω*, 'I cut or dissect.' Dissection of the ligaments.

SYNDESMUS, Bandage, Ligament.

SYN'DROMĒ, from *συν*, 'with,' and *δρομος*, 'a course.' *Concur'sus*, *Concourse*. A name given by the empirical sect to the union of symptoms which takes place in diseases. *Syn-*

drômê plethor'ica, for example, meant the union of symptoms produced by plethora.

SYNDYASMUS, Coition.

SYNECHES, see-Continued fever.

SYNECHI'A, from *συν*, 'with,' and *εχειν*, 'to have,' or 'to hold.' Adhesion between the iris and transparent cornea, or between the iris and crystalline lens. The former case is called *Synechia anterior*: the latter *S. posterior*.

SYNERGIA, Synergy.

SYNERGIE, Synergy.

SYNERGY, *Synergi'a*, *Synnergi'a*, (F.) *Synergie*; from *συν*, 'with,' and *εργον*, 'work.' A correlation or concurrence of action between different organs in health; and, according to some, in disease.

SYNESIS, Intellect.

SYNEUROSI, Syndesmosis.

SYNEZIZIS, *Synezis*, *Considentia*, from *συν*, 'with,' and *ευνυετιν*, 'to join.' *Parop'sis Synzesis*, *Caligo à Synzesis*, *Caligo Pupillæ*, *Imperforatio pupillæ*, *Closure or occlusion or obliteration of the Pupil*, *Phthisis Pupillæ*, *Amyop'sis*. This disease is sometimes faulty conformation, depending upon the continued existence of the membrana pupillaris, or the absence of the pupil. It is, in other words, congenital. At other times, it is owing to accident, and supervenes on violent ophthalmia, or on the operation for cataract. They who are affected with synezisis are completely blind;—the iris having no central aperture. In certain cases, a remedy may be obtained by making an opening in the iris, which may supply the place of the pupil, and through which the rays of light may reach the retina. This operation is called the *operation for artificial pupil*.

SYNGENES, Hereditary.

SYNGENICUS, Congenital.

SYNHYMENESIS, Synymenesis.

SYNIMENESIS, Synymenesis.

SYNIZESIS, Considentia, Synezisis.

SYNEUROSI, Syndesmosis.

SYNOCHA, from *συνεχειν*, (*συν*, and *εχειν*, 'I have or hold,') 'I continue.' *Inflammatory Fever*, *Dynamic Fever*, *Angiop'ya*, *Sthenop'ya*, *Febris causo'des*, *F. caumato'des*, *Febris dent'rens*, *F. ardens*, *Febris contin'ua sanguinea*, *Febris contin'ua non putris*, *Synochus* (Vogel,) *Febris acmas'tica*, *Synochus impu'tris* (Galen,) *Febris acuta*, *F. acuta sanguinea*, *F. continens*, *F. continens non putrida*, *F. angioten'ica*, *F. sthenica*, *F. sanguinea*, *Homot'onos*, *F. inflammato'ria*, *Ene'cia cauma*, *Ene'cia*, *F. tou'ica*, *Phlogop'yrus*, *Caruma*, *Calentura continua*, (F.) *Fièvre ardente*, *F. continente inflammatoire*, *F. sanguine*, *F. irritative*, *F. angioténique*, *F. inflammatoire*, *General inflammation*, *Gastro-entérite intense*. A species of continued fever, characterized by increased heat; and by quick, strong, and hard pulse; urine high-coloured; disturbance of mind slight. It requires, of course, the most active treatment.

SYNOCHA RHEUMATICA, Rheumatism, acute—s. *Vaccina*, *Vaccina*.

SYNOCHAL, *Synochal'is*; same etymon. Relating to, or having the characters of, synocha.

SYNOCHUS, *Ene'cia synochus*, *Febris lenta*, (Linnæus,) same etymon. Continued fever, compounded of synocha and typhus:—in its commencement often resembling the former;

in its progress, the latter: *Mixed fever*, *Common continued fever*, *Syn'ochoid fever*. See Continued fever, Fever, and Typhus.

SYNOCHUS, Synocha—s. *Biliosa*, *Fever*, *gastroic*, *Fever*, *bilious*—s. *Catarrhalis*, *Influenza*—s. *Icterodes*, *Fever*, *yellow*—s. *Imputris*, *Synocha*—s. *Miliaria*, *Miliary fever*—s. *Vari-cella*, *Varicella*.

SYNOLCE, Spasm.

SYNONIA, Synovia.

SYNOSTEOGRAPHY, *Synosteogra'phia*, from *συν*, 'with,' *οσσειον*, 'a bone,' and *γραφω*, 'I describe.' The part of anatomy which describes the joints.

SYNSTEOL'OGY, *Synosteolog'ia*, from *συν*, 'with,' *οσσειον*, 'a bone,' and *λογος*, 'a treatise.' A treatise on the joints.

SYNSTEOSIS, *Synosto'sis*, from *συν*, 'with,' and *οσσειον*, 'a bone.' Union by means of bone.

SYNSTEOT'OMY, *Synosteotom'ia*, from *συν*, 'with,' *οσσειον*, 'a bone,' and *τεμνειν*, 'to cut.' Dissection of the joints.

SYNSTOSIS, Synosteosis.

SYNOVIA, from *συν*, 'with,' and *ωον*, 'an egg.' *Mucil'ago*, *Un'guen articula'rè*, *Synov'ia*, *Azuni'gia articula'ris*, *Unguentum seu Smegma articulo'rè*, *Mucil'ago articulo'rum seu junctura'rum*, *Humor articula'ris*, *Hydrarthrus*, *Humor seu Humidum nativum seu Gluten articulo'rum*, (F.) *Synovie*. A fluid resembling the white of egg, which is exhaled by the synovial membranes surrounding the moveable articulations. The synovia has been found, on analysis, to consist of water, a little albumen, soda, chloride of sodium, phosphate of lime, and—Fourcroy fancied—uric acid. Its use is to lubricate the joints, and the sheaths in which tendons play.

SYNOVIAL, *Synovialis*. That which relates to the synovia.

SYNOVIAL GLANDS, *Havers's Glands*, *Gland'ulæ articula'res*, *G. Synoviales*, *G. Haversianæ*, are the secretory fringes, which float in the interior of the synovial capsules (see Capsules.) They do not seem to be glandular. They have been called *Synovial sim'brizæ*, (F.) *Franges synoviales*.

SYNOVITIS; from *Synovia*, and *itis*, a termination denoting inflammation. A term, badly compounded, applied at times to inflammation of the synovial membrane.

SYNOVITIS RHEUMATISMALIS, Rheumatism, (acute.)

SYNTASIS, *συντασις*, from *συντείνειν*, (*συν*, and *τείνειν*, 'I stretch,') 'I strain.' Tension of parts: hence *συντασικά*, are medicines which render parts tense. *Syntes'is*, on the other hand, means *Colliquatio*; or wasting of the body; from *συντηκω*, 'I melt together.'

SYNTAXIS, Articulation, Reduction, Taxis—s. *Serrata*, see Suture.

SYNTECOPYRA, Hectic fever.

SYNTECTYCOPYRA, Hectic fever.

SYNTENOSIS, from *συν*, 'with,' and *τενωον*, 'a tendon.' A species of articulation in which two bones are joined by means of tendon; as the sesamoid bones with the toes, the rotula with the tibia, &c.

SYNTERESIS, Prophylaxis.

SYNTERETICUS, Prophylactic.

SYNTEXIS, Colliquation, Consumption.

SYNTHENA. A term employed by Paracelsus to designate a species of epilepsy, accompanied by cardialgia and tormina.

SYN'THESIS, *Réunion*, 'composition or putting together,' from *συν*, and *τιθίμι*, 'I place.' A surgical operation, which consists in uniting parts that are divided; and approximating such as are separated or distant from each other, *Réunion partium separatarum*, *Syn'thesis of continuity*, means the union of the edges of a wound, or the approximation of the extremities of a fractured bone. *Synthesis of contiguity* is the reduction of displaced organs; as in cases of hernia and luxations.

SYNTHESIS, Composition.

SYNTHETISMUS, same etymon. The aggregate of operations and means for reducing a fracture, and maintaining it reduced:—comprising extension, counter-extension, coaptation, and bandaging.

SYNTRIMMA, Conditio.

SYNTRIP>SIS, Conditio.

SYNTROPHOS, Connutritus.

SYNULOSIS, Cicatrization.

SYNULOTICA, Cicatrisantia.

SYNUSIA, Coition.

SYNYMEN'ESIS; *Synhymen'esis*, *Synymen'esis*, from *συν*, 'with,' and *μυνη*, 'a membrane.' Union of bones by membrane, as in the case of the bones of the head in the fœtus.

SYNYMENESES, Syndesmosis.

SYPHAR, Peritoneum.

SYPHILIDES, *Syphilitida*, (F.) *Dermo-syphilitides*, *Dermatoses véroleuses*. Same etymon as Syphilis. The cutaneous eruptions that accompany constitutional syphilis are so denominated by the French writers.

SYPHILIDIATER, *Syphiliadiatrus*, from *Syphilis*, and *ιατρός*, 'a physician.' A pox doctor. One who occupies himself in treating syphilis.

SYPHILIDOMANIA, Syphilomania.

SYPHYLIPHO'BIA; from *Syphilis* and *φοβός*, 'dread.' A morbid dread of syphilis, giving rise to fancied symptoms of the disease: a form of hypochondriasis.

SYPHILIS, *Morbus Gallicus*, *Siphilis*, *Syphilitismus*, *Cachexia venerea*, *Cachochymia Venerea*, *Malum venereum*, *Morbus Italicus*, *M. Hispanicus*, *Puden'dogra*, *Lues*, *Me vium*, *Lues venerea*, *Lues syphilitis*, *Morbus ophrodissius*, *Syphilis venerea*, *S. maligna*, *Morbus Neapolitanus*, *Morbus Indicus*, *Patursa*, *Basiliscus*, *Boa*, *Sod'omni Gallorum*; *Veneréal*, *Veneréal Disease*, *Poz*, *French Poz*; (F.) *Vérole*, *Maladie vénérienne*, *Mal de Naples*, *Mal Français*, *Maladie de Vénus*. The etymology of syphilis is unknown. Some consider it to proceed from *σφ*, 'a hog;' and others, from *σφός*,—formed, by contraction, from *σπιθαμός*, 'shameful,' 'dirty,' &c. It is an infectious disease, communicable by coition, or by the contact of parts that are only lined with a thin epidermis; as the lips, nipple, &c. It generally makes its first appearance by a chancre, followed sooner or later by a bubo. The chancre is a *primary* symptom or sore; but there are others which are *secondary* or *constitutional*. These are:—ulcers in the throat; copper-coloured blotches on the skin; pains in the bones, nodes, &c.: the last are sometimes termed *tertiary* phenomena. The origin of syphilis is not known. It is believed to have been introduced

into Europe from America, at the end of the 15th century [?]. Its progress is extremely variable, as well as its duration, which is often unlimited, if left to itself. Mercury may be esteemed the best remedy, but the disease admits of cure without it. Almost every antisyphilitic composition, whose use is attended with success, probably contains mercury united with diaphoretics or other medicines. It is generally sufficient to keep the mouth sore for a fortnight for the cure of chancre: for venereal sore throat, and other recent constitutional symptoms, eight or ten weeks will be required; and, of course, a longer time, if these symptoms have persisted longer. Sometimes, after mercury has been given for a time, the symptoms continue stationary; and do not yield until the mercury has been discontinued, and tonics and euphorics have been administered. The preparations of iodine have been much used, of late, in the revellent treatment of this disease.

SYPHILIS INDICA, Frambœsia.

SYPHILIS PSEUDO-SYPHILIS, *Lues Syphilitodes*, *Pseudo-syphilis*. A term given to ulcers or other affections that resemble syphilis, but are indeterminate in their character,—the symptoms being irregular in their appearance, and usually yielding spontaneously, or under the use of tonics, change of air, &c. The condition has not been at all well defined. The *Sivvens*, *Radesyge*, &c., have been referred to this head.

SYPHILISMUS, Syphilis.

SYPHILOMANIA, *Syphilidomania*,—vulgarly, *Noddlé Poz*. A mania, with which some persons are affected, so that they subject themselves to antiveneal treatment, under the notion that they are affected with syphilis.

SYPHITA, Somnambulism.

SYRHO-AURICULARIS, Otencyhtes.

SYRIGMOPHONIA, from *συριγμός*, 'whistling,' and *φωνή*, 'voice.' A piping state of the voice.

SYRIGMUS, Tinnitus aurium.

SYRINGA, Eustachian Tube, Fistula, Syringe, Trachea.

SYRINGA CLYSMATICA, Syringe, Clyster.

SYRINGA VULGARIS, *Common Lilac*. The leaves and fruit are bitter and somewhat acrid, and have been used as a tonic and antiperiodic.

SYRINGE, *Syrinx*, *Syringga*, *Siphon*, *Siphunculus*, (F.) *Seringue*, from *συριγξ*, 'a pipe.' A familiar apparatus through which any liquor is squirted.

Various forms of syringe are used in medicine and surgery.

SYRINGE, CLYSTER, *Syringga clysmatica*, *Clystantium*, (F.) *Clytopompe*. A syringe for administering clysters.

SYRINGE, CUFFING, *Antlia sanguisuga*.

SYRINGICUS, Fistulosus.

SYRINGITIS EUSTACHII, Inflammation of the Eustachian tube.

SYRINGMOS, Tinnitus aurium.

SYRINGODES, Fistulosus.

SYRINGOTOME, *Syringotomus*, *Syringotomum*, from *συριγξ*, 'a pipe,' 'a fistula,' and *τεμνειν*, 'to cut.' A surgical instrument, formerly used in the operation for *fistula in ano*. It is a bistouri, concave at its edge, and terminated by a long, flexible, probe-pointed stylet. This stylet or probe was first introduced by the external opening of the fistula into the rectum, whence it was drawn externally

through the anus, carrying with it the cutting edge of the instrument, which divided the intermediate parts. The operation for fistula in ano has been called *Syringotomy*.

SYRINGOTOMIA. Same etymon as the last. The operation for fistula in ano by incision.

SYRINX, Eustachian tube, Fistula, Syringe, Trachea—s. Hiera, Vertebral column.

SYRMAIS MOS, from *συρμαίω*, 'I evacuate.' A gentle evacuation by vomiting or stool.

SYROP, Syrup—s. *d'Ail*, Syrupus allii—s. *d'Armoise composé*, Syrupus aromaticus—s. *de Chicorée composé*, Syrupus de chicorio compositus—s. *des Cing racines*, Syrupus e quinque radicibus—s. *de Cuisinier*, Syrupus de sarsaparilla et sennâ compositus—s. *d'Ether*, Syrupus cum æthere sulphurico paratus—s. *de Gingembre*, Syrupus zingiberis—s. *de Guimauve*, Syrupus albæ—s. *de Longue vie*, Mellitum de mercuriali compositum—s. *de Mercure*, Syrupus de mercurio mediante gummi—s. *de Mûres*, Syrupus mori—s. *de Nerprun*, Syrupus rhamni—s. *de Pavots blancs*, Syrupus papaveris—s. *de Pommes composé*, see Syrupus sennæ—s. *de Quinquina avec le Vin*, Syrupus de kinâ kinâ cum vino—s. *de Roses Pâles*, Syrupus rosæ—s. *de Roses rouges*, Syrupus rosæ—s. *de Vinaigre*, S. acetii.

SYRUP, *Syrup's*, *Serapi'um*, *Serape'um*, (F.) *syrop*; derived according to some, from *συρω*, 'I draw,' and *σρος*, 'juice,' but more probably, from the Arabic *Siruph*, *Sirab*, or *Scharab*, which signifies 'a potion.' A saturated solution of sugar in water, either simply, or united with some vegetable or other principle. Syrups, in general, require two pounds of sugar to the pint, and they are judged to be sufficiently boiled when a portion, taken up in a spoon, flows like oil. In the Pharmacopœia of the United States, (1842,) it is directed, that syrups, whose density is not precisely determined by the process should have the s. g. 1.261, when boiling, and of about 1.319 at ordinary temperatures. Syrups should be kept in small bottles in a cool place. They are chiefly used to render medicines palatable.

SYRUP, see Syrupus—s. of Almonds, Syrupus amygdalæ—s. Antiscorbatic, Syrupus antiscorbaticus—s. of Buckthorn, Syrupus rhamni—s. of Capillaire, common, Syrupus simplex—s. of Cinchona with wine, Syrupus de kinâ kinâ cum vino—s. of Clove July flower, Syrupus caryophylli rubri—s. of Clove pinks, Syrupus caryophylli rubri—s. of Ether, Syrupus cum æthere sulphurico paratus—s. of Five roots, Syrupus e quinque radicibus—s. of Garlic, Syrupus allii—s. of Ginger, Syrupus zingiberis—s. Hive, Syrupus scillæ compositus—s. of Honey, Mellitum simplex—s. of Iodide of iron, Liqueur Ferri iodidi—s. of Ipecacuanha, Syrupus ipecacuanhæ—s. of Lemon, Syrupus limonis—s. of Marshmallows, Syrupus althææ—s. of Meadow saffron, Syrupus colchici autumnalis—s. of Mugwort, compound, Syrupus aromaticus—s. of Mulberries, Syrupus mori—s. of Orange juice, see Syrupus aurantii—s. of Orange peel, Syrupus aromaticus—s. of Orgeat, Syrupus amygdalæ—s. of Poppies, Syrupus papaveris—s. of Poppy, red, Syrupus rhœadæ—s. of Rhatany, Syrupus krameris—s. of Rhubarb, Syrupus rhej—s. of Rhubarb, aromatic, Syrupus rhei aromaticus—s. of Rhubarb, spiced, Syrupus rhej aromaticus—s. of Saffron,

Syrupus croci—s. of Squills, Syrupus scillæ—s. of Squill, compound, Syrupus scillæ compositus—s. of Succory, compound, Syrupus de cichorio compositus—s. of Tolu, Syrupus tulatanus—s. of Vinegar, Syrupus acetii—s. of Violæ, Syrupus violæ.

SYRUPUS, S. simplex—s. Acidi acetosi, S. acetii.

SYRUPUS ACETII, S. *Ac'idi Aceto'si*, *Syrup of Vinegar*, (F.) *Syrup de Vinaigre*. (Aceti Oiiiss, sacch. purif. lbiiiss. Boil to form a syrup. Ph. E.) It is refrigerant and antiseptic. Dose, f. ʒj to f. ʒij.

SYRUPUS CUM ÆTHERE SULPHURICO PARATUS, *Syrup of Ether*, (F.) *Syrop d'ether*. (Very pure sugar, 1000 p.; distilled water, 500 p.; dissolve in the cold, and strain; add sulphuric ether, 48 p. Shake for five or six days, and draw off the limpid syrup. Ph. L.) Properties like those of ether.

SYRUPUS AL'LI, *Syrup of Garlic*, (F.) *Syrup d'ail*. (Allii concis. ʒvj, acet. destillat. Oj, sacchar. lbij. Macerate the garlic in the vinegar, in a glass vessel for four days; then express the liquor and set it by, that the drégs may subside; lastly, add the sugar to the clear liquor, and proceed in the manner directed for syrup. Ph. U. S.) Use, same as that of garlic. Dose, f. ʒj to f. ʒiv.

SYRUPUS ALTHÆÆ, *Syrup of Marshmallow*, *Syrupus ex Althæâ*, S. *de Althæâ*, S. *Althææ officinalis*, (F.) *Syrup de Guimauve*. (Althææ rad. recent. cont. lbss, sacch. pur. lbij, aquæ Oiv. Boil the root in the water to one-half; and press out the liquor; when cold, defecate; add the sugar, and boil. Ph. L.) Emollient and demulcent. Dose, f. ʒj to f. ʒijj.

SYRUPUS AMOMI ZINGIBERIS, S. zingiberis—s. Anticaustotic, see Anticaustodic.

SYRUPUS AMYGDALÆ, *Syrup of Almonds*, *Syrup of Orgeat*, *Orgeat*. (Amygdal. dulc. lbj, amygdal. amar. ʒiv, aquæ, Oij, sacchar. lbvj. Blanch the almonds, and rub them in a mortar to a very fine paste, adding, during the trituration, three fluidounces of the water, and a pound of the sugar. Mix the paste thoroughly with the remainder of the water; strain with strong expression; add the remainder of the sugar to the strained liquor, and dissolve it with the aid of a gentle heat. Strain the syrup through fine linen, and having allowed it to cool put it into bottles, which must be well stopped, and kept in a cool place. Ph. U. S.)

SYRUPUS ANTISCORBUTICUS, S. *de Armoracii compositus*, *Antiscorbatic Syrup*. (Leaves of cochlearia, blackbean, water-cresses, horse-radish root and bitter oranges, each lbj, cinnamon, ʒiiss. Cut, and pour on white wine lbiv. Macerate for two days; distil over Oj in a sand bath; add to this of sugar, lbij, and form a syrup. Again, take what remains in the cucurbit: pass it through cloth; let it rest; decant, and add. *angor* lbij; make into a syrup, and clarify with white of egg. Mix it with the first while yet warm. Ph. P.) Antiscorbatic, alterative, tonic, stomachic, &c. Dose, f. ʒij to f. ʒijj.

SYRUPUS AROMATICUS, S. *de Artemisia compositus*, *Compound Syrup of Mugwort*, (F.) *Syrup d'armoise composé*. (Tops of *artemisia vulgaris*, in flower, ʒvj, *inula* root, *ligusticum levisticum*, and fennel, each ʒss, pennyroyal, catmint, savine leaves, each ʒvj, *majoram*,

hyssop, pyrethrum, rue, basil, each ℥ij, *aniseed* and *cinnamon*, each ℥ix; bruise and macerate in *hydromel* ℔xviij; distil over Oss; add to this a pound of *sugar*. Again, take the liquid that remains in the cucurbit, strain it gently; add *sugar* ℔iv. Then mix the two. *Ph. P.*) Tonic, emmenagogue, &c.

SYRUPUS DE ARMORACIÀ COMPOSITUS, S. antiscorbuticus—s. de Artemisià compositus, S. antiscorbuticus—s. Asparagi, see Asparagus.

SYRUPUS AURANTII, S. Aurantiorum, S. Citri Aurantii, S. Corticis Aurantii, S. Aurantii Corticis (Ph. U. S.), S. e Corticibus Aurantiorum, S. de Corticibus Aurantiorum, Syrup of Orange peel. (Aurant. cort. cont. ℥ij, aq. ferv. Oj, sacch. pur. ℔iijss. Macerate the peel in the water for twelve hours. Add the sugar. *Ph. U. S.*) Stomachic. Dose, f. ℥j to f. ℥ij.

A Syrup of Orange Juice, Orange Sherbet, Syrupus et succo Aurantiorum, may be made by adding white sugar ℔ij to ℔j of the juice of oranges, strained and clarified.

SYRUPUS BALSAMICUS, S. tolitánus.

SYRUPUS CARYOPHYLLI RUBRI, S. Dianthi Caryophylli, Syrup of Clove July flower, Syrup of Clove Pinks, Syrupus infusio'nis Syrum caryophyllorum. (Petalorum dianth., caryoph. recent. unguibus resectis ℔ij, aqua bull. Oij, sacch. purif. ℔vij. *Ph. E.*) Aromatic.

SYRUPUS CASSIÆ SENNÆ, S. sennæ.

SYRUPUS DE CICHORIÒ COMPOSITUS, S. de Rheo, Compound Syrup of Succory, (F.) Syrup de chicorée composé. (Root of succory, ℥vj, leaves of succory ℥ix, leaves of fumitory and scopolendrium, each ℥ij, Alkekengi berries, ℥ij. Boil in water Oxiv to Oxij: pass through cloth, and dissolve in white sugar ℔v. Boil till it has the consistence of syrup. Again, take water Oviiij, rhubarb ℥vj, yellow sanders and cinnamon, each ℥ss. Infuse for twenty-four hours; pass through linen, and add the preceding syrup. *Ph. P.*) It is laxative and stomachic. Dose, f. ℥j to f. ℥ss.

SYRUPUS CINCHONÆ CUM VINO, S. de kinâ kinâ cum vino.

SYRUPUS CINCHONÆ, Syrup of Cinchonia. (Simple syrup one pound; sulphate of cinchonia nine grains. Mix.) Six spoonfuls are commonly sufficient to arrest an intermittent.

SYRUPUS CITRI AURANTII, S. aromaticus.

SYRUPUS COLCHICI AUTUMNALIS, S. Colchici, Syrup of Meadow Saffron. (Rad. colch. autumn. recent. ℥j, acidi acetosi f. ℥xvi, sacch. pur. ℥xxvj. Macerate the root in the vinegar for two days, occasionally shaking the vessel; then strain, with gentle expression. To the strained fluid add the sugar, and boil to a syrup. *Ph. E.*) Diuretic, antiarthritic. Dose, f. ℥j to f. ℥ss, or more.

SYRUPUS CORTICIS AURANTII, S. aromaticus—s. Citri medicæ, S. limonum—s. e Succo citronum, S. limonum.

SYRUPUS CROCI, Syrup of Saffron. (Croc. stigmat. ℥j, aqua fervent. Oj, sacch. purif. ℔iijss. *Ph. L.*) Cardiac. Chiefly used for colouring.

SYRUPUS DIACODION, Diacodion—s. Dianthi Caryophylli, S. caryophylli rubri.

SYRUPUS EMETINÆ, Syrup of Em'etine. (Simple syrup ℔j, emetine 16 gr. M.) In small doses, expectorant; and in large, emetic.

SYRUPUS EMPYREUMATICUS, Melasses—s.

Ferri iodidi, Liqueur Ferri iodidi—s. Hydrargyri, Syrupus de mercurio mediante gummi—s. Infusionis florum caryophyllorum, Syrupus caryophylli rubri.

SYRUPUS IPECACUANHÆ, Syrup of Ipecacuanha. (Ipecac. in pulv. crass. ℥j, alcohol. dilut. Oj, syrup, Oij. Macerate the ipecacuanha in the alcohol for 14 days, and filter. Evaporate the filtered liquor to two fluidounces, and again filter; then mix it with the syrup, and evaporate by a water bath to a proper consistence. *Ph. U. S.*) It may also be prepared by displacement.

SYRUPUS DE JALAP'Â, Syrup of Jalap. (Pulv. Jalapæ ℥x. sem. coriandr., fœnicul. dulc. aa ℥ss; aqua f. ℥xijss, sacch. ℥xxv, f. syrupus. *Ph. P.*) Cathartic. Dose, f. ℥j, to f. ℥ss for children.

SYRUPUS DE KINÂ KINÂ CUM VINO, S. Cinchonæ cum vino, Syrup of Cinchona with wine, (F.) Syrup de quinquina avec le vin. (Cort. cinchonæ officinalis ℥ij, ext. cinchonæ ℥vj, vini albi (Vin. Lunel. vel cujusvis ei similis,) Oj, alcohol (s. g. .985, to .915,) f. ℥j, sacchar. alb. ℔iijss. Bruise the cinchona; gradually add the alcohol, so as to form a soft mass; pour on the wine; macerate for two days, and strain. Dissolve the extract, add the sugar, and make a syrup. *Ph. P.*) Dose, f. ℥ss to f. ℥j.

SYRUPUS KRAME'RIZ, Syrup of Khat'any. (Ext. Kramer. ℥ij, aquæ Oj, sacchar. ℔iijss. Dissolve the extract in the water, and filter; then add the sugar, and form into syrup. *Ph. U. S.*) An adjunct to astringent mixtures; or given in diarrhœa, a tea-spoonful to a child.

SYRUPUS LIMONIS, S. Limonum—s. Succu limonis, S. limonum.

SYRUPUS LIMONUM, S. limonis, S. citri medicæ, S. e succo citro'num, S. e succo limonum, S. succi limonis; Syrup of Lemon, Lemon Syrup. (Limon succ. colat. Oj, sacchar. pur. ℔ij.) Cooling, antiseptic.

SYRUPUS E MECONIO, S. papaveris—s. de Melle, Mellitum simplex—s. e Succo mororum, S. mori.

SYRUPUS DE MERCURIO MEDIAN'TE GUMMI, Mercurius gummosus Plenck'ii, Syrupus Hydrargyri, (F.) Syrup de mercure ou Mercure gommeux de Plenck. (Hydrargyri pur. ℥j, p. gumm. acaciæ, ℥ij, syrup diacod. ℥ss. Rub together till the mercury is extinguished. *Ph. P.*) Possesses the properties of the blue pill. Dose, gr. ij to viij, or more.

SYRUPUS MORI, S. e succo mororum, S. succi mori, Syrup of Mul'berries, (F.) Syrup de mûres, (Mori succ. colat. Oj, sacchar. purif. ℔ij. *Ph. L.*) Gratefully refrigerant.

SYRUPUS MORPHIÆ ACETATIS, Syrup of acetate of morphia. (Syrup, one pint, acetate of morphia, gr. iv.) Dose, two tea-spoonfuls, as an opiate. It is about the strength of the same quantity of syrup of poppies.

SYRUPUS MORPHIÆ SULPHATIS is made in the same way.

SYRUPUS NIGER, Melasses.

SYRUPUS PAPAVERIS, S. papaveris somniferi, S. papaveris albi, S. e meconio, S. de meconio, Diacodion, Syrup of poppies, (F.) Syrup de pavots blancs ou diacode. (Papav. capsul. exsiccat. et contus. exemptis seminibus, ℥xiv, sacch. pur. ℔ij, aq. fervent. cong. iijss. Macerate the capsules in water, for 12 hours; boil to a gallon, and express strongly. Boil the li-

quor to Oij; and strain while hot. Defecate by rest, and boil to Oj, adding the sugar so as to form a syrup. *Ph. L.*) One ounce contains about one grain of opium. Anodyne and demulcent.

The Dublin college has a SYRUPUS OPII, called *Common Syrup of Poppies*, which is made by dissolving 18 grains of the *Watery Extract of Opium* in 18 ounces of boiling water. Properties, those of opium and syrup.

SYRUPUS DE PAPAVERE ERRATICO, *S. rhæados—s. de Pomis compositus*, see *S. sennæ*.

SYRUPUS QUINÆ, *Syrup of Quinia*. (*Simple syrup*, 2 pints, *sulphate of quinia*, 64 grains.) Six spoonfuls are commonly sufficient to arrest an intermittent.

SYRUPUS E QUINQUE RADICIBUS, *Syrup of five roots*, (*F.*) *Syrop des cinq racines*. (*Rad. apii, feniculi, apii petroselinæ*, ââ zv . Infuse for 24 hours in boiling water Oiss, and strain. *Rad. asparag., ruscî aculeati*, ââ zv , *aquæ*, Ovij. Boil and reduce to half; adding, towards the end, the residue of the preceding infusion. Boil again for some minutes; strain, and add *white sugar*, lbvj. *Ph. P.*) Aperient and diuretic. Used in obstructions of the liver, spleen, and mesentery; and in dropsy, &c. Dose, f. zss to f. zij , or more.

SYRUPUS RHAMNI, *S. Rhamni cathartici, S. de Spinâ cervinâ, S. spinæ cervinæ, Syrup of Buckhorn*, (*F.*) *Syrop de nerprun*. (*Rhamn. bacc. succ. recent. Oiv, zingib. rad. concis., pimentæ bacc. contrit.*, ââ zss , *sacch. purif.* lbiiiss. Defecate the juice for 3 days, and strain. To a pint of this, add the ginger and pimento; macerate for 4 hours and strain; boil what remains to Oiss. Mix the liquors and add sugar, so as to form a syrup. *Ph. L.*) Cathartic, but apt to gripe. Dose, f. ziv to f. zij .

SYRUPUS RHEI, *Syrup of Rhubarb*. (*Rhei*, cont. zij ; *Aquæ bullientis*, Oj; *Sacchar* lbij. Macerate the rhubarb in the water for 24 hours, and strain; add the sugar, and form into syrup. *Ph. U. S.*) Dose to a child, as a laxative, one or two teaspoonfuls.

SYRUPUS RHEI AROMATICUS, *Aromatic Syrup of Rhubarb, Spiced Syrup of Rhubarb*. (*Rhei*, cont. ziiiss ; *Caryophill. cont., Cinnam. cont.* ââ zss ; *Myrist. cont.* zij ; *Alcohol. dilut.* Oij; *Syrup Ovj*. Macerate the rhubarb and aromatics in the diluted alcohol for 14 days, and strain; then, by means of a water bath, evaporate the liquor to a pint, and while still hot, mix with the syrup previously heated.—*Ph. U. S.*) It may also be made by the process of displacement.

The aromatic syrup of rhubarb is a gentle carminative cathartic. Dose to a child, f. zij ; to an adult, f. zij .

SYRUPUS DE RHEO, *Syrupus de Cichorio composito*.

SYRUPUS RHÆADOS, *S. de papaverê erratico, S. papaveris erratici, Syrup of Red Poppy*, (*F.*) *Syrop de coquelicot*. (*Rhæad. petal. recent. lbj, aq. fervent. f. zxxviii, sacch. purif. lbiiiss*. To the water, heated in a water bath, add the petals. Remove the vessel; macerate for 12 hours; express; defecate and add sugar to form a syrup. *Ph. L.*) Chiefly used to give colour.

A factitious syrup is often made of aloes dissolved in simple syrup.

SYRUPUS ROSÆ, *Syrupus rosarum soluti'vus, S. e rosâ siccis, S. rosæ centifolizæ, S. rosâceus soluti'vus, Syrup of Roses*, (*F.*) *Syrop de roses pâles*. (*Rosæ centif. petal. exsicc. zviij, sacch. purif. lbvj, aq. fervent. Oiv*. Macerate the petals for 12 hours. Evaporate the strained liquor to lbiiiss. Add the sugar. *Ph. L.*) Gently laxative. Dose, f. zij to f. ziss or more.

SYRUPUS ROSÆ GALLICÆ, *Syrup of Red Roses*, (*F.*) *Syrop de roses rouges*. (*Rosæ Gallic. petal. exsicc. zviij, aquæ bull. Oiv, sacch. purif. lbvj*; prepared like the last. *Ph. E.*) Mildly astringent. Added to stomachic infusions.

SYRUPUS SACCHARI, *S. Simplex*.

SYRUPUS SARSAPARILLÆ, *Syrup of Sarsaparilla*. (*Rad. Sarsap. cont. lbj, aquæ bullient. cong., sacch. purif. lbj*. Macerate the root for 24 hours; boil to Oiv. Strain while hot; add the sugar, and boil. *Ph. L.*) Used in the same cases as the root. Dose, f. zij to f. ziv , and more.

SYRUPUS DE SARSAPARILLÆ ET SENNÆ COMPOSITUS, *Compound Syrup of Sarsaparilla and Senna*, (*F.*) *Syrop de Cuisinier*. (*Rad. Sarsap. concis. lbij*. Infuse for 24 hours in warm water Oxij; boil for a quarter of an hour; pass with expression, and boil again the residuum in Ox of water. Reduce this to Ovj, and repeat the operation 2 or 3 times. Mix all the liquors and boil them together with *flowers of borage, white roses, senna leaves and aniseed*, each zij ; reduce to half, pass, and add *honey* lbij. Boil to a syrup. *Ph. P.*) It is considered to be alterant, depurative, and sudorific. Dose, f. zss to f. zij .

A similar syrup, under the name SYRUPUS SARSAPARILLÆ COMPOSITUS, *Compound Syrup of Sarsaparilla*, is directed in the Pharmacopœia of the United States, (1842.) (*Sarsaparill. cont. lbij; Lign. guaiac. rasur. ziiij; Rosæ centifol., Sennæ, Rad. Glycyrrhiz. cont. ââ zij ; *Ol. Sassafras; Ol. Anisi. ââ* m. v.; *Ol. Gaultheriæ* m. iij; *Alcohol. dilut. Ox.; Sacchar. lbviii*. Macerate the sarsaparilla, guaiacum wood, roses, senna, and liquorice root in the diluted alcohol for 14 days; express and filter. Evaporate the tincture in a warm bath to four pints; filter, add the sugar, and form into syrup. Lastly, having rubbed the oils with a small quantity of the syrup, mix them thoroughly with the remainder. *Ph. U. S.*)*

It may also be made by the process of displacement.

SYRUPUS DE SCAMMONIO, *Syrup of Scammony*. (*Pulv. Scammon, zss, sacch. alb. ziv, alcohol. (s. g. .985 to .915) f. zviij*. Heat the mixture moderately; then set fire to the alcohol with a lighted taper; agitate constantly, until the flame is extinguished. Suffer it to cool; pass through cloth, and add *Syrup of Violets*, f. ziv . *Ph. P.*) zij contains 18 grains of scammony. Dose, f. zij to f. zss .

SYRUPUS SCILLÆ, *S. scillit'icus, S. scillæ maritimæ, Syrup of Squills*. (*Acet. scillæ. Oj, sacch. pur. lbij*.) Diuretic, expectorant, and emetic. Used in the same cases as the oxymel.

SYRUPUS SCILLÆ COMPOSITUS, *Mel Scillæ Compositum, Compound Honey of Squill, Compound Syrup of Squill, Hive Syrup*. (*Scillæ cont.; Senegæ cont. ââ ziv ; *Antim. et Potassæ Tart. gr. xlviij; Aquæ Oiv; Sacchar. lbiiiss*. Pour the water upon the squill and seneka, and,*

having boiled to one half, strain and add the sugar. Then evaporate to three pints, and while the syrup is still hot, dissolve in it the tartrate of antimony and potassa.—*Ph. U. S.*)

It may also be made by the process of displacement.

It is often given as an emetic in cases of croup, and in catarrh, especially in children. Dose, to infants, 10 drops to a drachm, repeated every 15 minutes, if vomiting be desirable.

SYRUPUS SENEGÆ, *Syrup of Seneka.* (*Senega* cont. ʒiv; *Aquæ* Oj; *Sacchar.* ℥j.) Boil the water with the seneka to one half, and strain: then add the sugar, and form into syrup. *Ph. U. S.*)

It may also be formed by the process of displacement.

This is a favourite stimulant expectorant (?) with many practitioners. Dose, f. ʒj or f. ʒij.

SYRUPUS SENNÆ, *S. cassiæ sennæ, Syrup of Senna.* (*Sennæ* ʒij, *sem. fœnicul.* cont. ʒj, *sacch. pur.* ʒxv, *aquæ ferv.* Oj.) Macerate the senna leaves and fennel seeds with a gentle heat for an hour. Strain; add the sugar, and make into a syrup.—*Ph. U. S.*) Cathartic. Dose, f. ʒij to f. ʒiiss or more.

The Parisian Codex has a *Syrupus de Sennâ* of a compound character, called *Syrupus de pomis compositis*, (*F.*) *Syrop de pommes composé.* It contains, also, borage, bugloss, &c. Dose, f. ʒss to f. ʒij.

SYRUPUS SIMPLEX, *Syrupus* (*Ph. U. S.*), *S. Sacchari*, *Saccharum clarificatum*, *Liquarum*, *Simple Syrup*, *Common syrup of capillaire.* (*Sacch. purif.* ℥iiss, *aquæ* Oj.) Dissolve the sugar; set aside for 24 hours; remove the scum, and pour off the clear liquid.) Used to cover nauseous tastes, &c.

SYRUPUS DE SPINÂ CERVINÂ, *Syrupus rhamnii*—*s. de Stœchade communis*, see *Lavendula*.

SYRUPUS TOLUTANUS, *S. Tolutani*, *S. toluiferae balsami*, *S. balsamicus*, *Balsamic syrup*, *Tinct. Syrup.* (*Tinct. Tolut.* f. ʒj; *Syrup.* Oiss.) Mix the tincture with the syrup, and, by means of a water bath, evaporate to the proper consistence.—*Ph. U. S.*) Use;—To give flavour.

SYRUPUS VIOLÆ, *S. violæ odoratæ*, *S. violarum*, *S. e succo violarum*, *Syrup of Violets.* (*Flor. recent. viol. odorat.* ℥ij, *aq. bull.* Oviij, *sacch. pur.* ℥xv.) Macerate, in a covered vessel, for 24 hours; pass, without expression, through linen; add the sugar so as to form a syrup. *Ph. E.*) Very gently laxative. Dose, f. ʒj, to f. ʒij.

SYRUPUS E SUCCO VIOLARUM, *S. violæ.*

SYRUPUS ZINGIBERIS, *S. amomi zingiberis*, *Syrup of Ginger.* (*F.*) *Syrop de gingembre.* *Tinct. Zingib.* f. ʒiv; *Syrup. cong.*) Mix the tincture with the syrup, and, by means of a water-bath, evaporate to the proper consistence.—*Ph. U. S.*) To the strained liquor add the sugar, and form a syrup.

N. B. The Parisian Codex contained a few other compound syrups besides those enumerated; amongst these is a *Syrup of calf's lungs*, *Syrupus e pulmonibus vitulinis*, (*F.*) *Syrop de mou de veau*, as an expectorant!!

These syrups are made according to the usual rule, and possess the virtues of the substances after which they are named.

SYSPA'SIA, from *συσπαι*, (*συν*, and *σπαι*, 'I draw,') 'I contract.' Clonic spasm, with diminished sensibility and inability of utterance. A genus in Good's Nosology, which includes convulsion, epilepsy, and hysteria.

SYSPASIA CONVULSIO, *Convulsion*—*s. Epilepsia*, *Epilepsy*—*s. Hysteria*, *Hysteria*.

SYSSARCO'SIS, from *συν*, 'with,' and *σαρξ*, 'flesh.' *Commissura ossium carnea*, *Symphysis ossium muscularis*, *Connexio ossium cornosa*, *Carnatio*, *Concarnatio*. Union of bones by means of muscles; such as the union of the os hyoides with the lower jaw, of the scapula with the ribs, &c.

SYSTALSIS, *Systole*.
SYSTAL'TIC, *Systal'ticus*, *Peristal'tic*; from *συστella*, (*συν*, and *στella*), 'I contract.' A *systal'tic motion* in a part is one in which there is alternate contraction and dilatation. See *Systole*.

SYSTAT'ICA, from *συνιστημι*, (*συν*, and *ιστημι*, 'I place,') 'I associate.' Diseases affecting several or all of the sensorial powers simultaneously; irritation or inertness of mind, extending to the muscles, or external senses; or of the muscles, or external senses, extending to the mind;—the 4th order, class *Neurotica*, of Good.

SYSTEM, *Syste'ma*, from *συν*, 'together,' and *ιστημι*, 'I place.' This word, taken in a good sense, means the collection and arrangement of different matters having an analogy to each other, or working towards the same end. In natural history, it means a methodical arrangement of beings for the purpose of facilitating their study. System is, however, sometimes used in an unfavourable sense in physical science, and often means—a purely gratuitous supposition, by which the march of nature is attempted to be universally explained, and to which every thing is made to bend. In anatomy, system is an assemblage of organs, composed of the same tissues, and intended for similar functions; for instance, the *nervous system*, *muscular system*, &c.

SYSTEMATISM. A method, according to which every fact of a science is collected around an opinion, true or false. One who reduces things to such a method is called a *Sys'tematist*.

SYSTEMATOLOGY, *Systematolog'ia*, from *συστημα*, 'system,' and *λογος*, 'a discourse.' The doctrine or a treatise of systems.

SYSTEME VASCULAIRE À SANG NOIR, see *Vascular*—*s. Vasculaire à sang rouge*, see *Vascular*.

SYSTEMIC. Belonging to the general system—as 'systemic circulation' in contradistinction to the 'pulmonic.'

SYSTOLÈ. Same etymon as **SYSTALTIC**; *Systal'sis*, *Constrict'io*, *Contract'io* seu *Angusta'tio* seu *Submissio* seu *Mica'tio cordis*. The movement of constriction or contraction of the heart, to give impulse to the blood, or to cause its progression. It is opposed to the *Diastole* of the organ.

SYSTOLIC, *Systol'icus*; same etymon. Relating to the systole of the heart, as 'systolic murmur.'

SYZYGIUM NERVORUM, *Par nervorum*.

T.

T. BANDAGE, T. fascia, Fascia T. formis seu *Heliodori, Crucial Bandage*. A bandage shaped like the letter T. It consists of a strip of linen, of variable length and breadth, the middle of which is attached, at right angles, to the extremity of another strip, also of variable length and breadth. When two such strips are attached, at a distance from each other, the bandage is called a *double T*. This bandage is used, principally, for supporting the dressings after the operation for fistula in ano, in diseases of the perinæum, groin, anus, &c.

T. FASCIA, T. Bandage.

TABAC, Nicotiana tabacum—*t. des Savoyards, Arnica montana*—*t. des Vosges, Arnica montana*.

TABACUM, Nicotiana tabacum.

TABARZET, Saccharum alhum.

TABEL'LA, Tab'ula, Tabula'tum, Lozan'ga, Lozan'gia, Mor'sulus, Morsel'lus, a lozenge; Tessel'la, (F.) Tablette, 'a small table.' A solid medicine, composed of a powder, sugar, and mucilage; and generally shaped like a disk. See Pastil and Troch.

TABELLA, Table.

TABELLÆ ABSORBENTES, T. de Magnesîa.

TABELLÆ AC'IDI OXAL'ICI, T. ad sitem, Lozenges of Oxalic Acid. (*Acid. oxalic.* ℥j, *sacch. alb.* ℥ss, *ol. limonis*, gtt. xvij vel gtt. xij. Make into lozenges with *mucilage of gum tragacanth.* *Ph. P.*) Lozenges are made in the same way with the citric and tartaric acids. They are refrigerant.

TABELLÆ DE ALTRÆA, Lozenges of Marshmallows. (*Rad. Althæa pulv.* ℥iss, *sacchar. alb. pulv.* ℥ivss, *f. massa.* *Ph. P.*) Demulcent, expectorant.

TABELLÆ ANTIMONIA'LES KUNCKELII, Tabellæ de stib'ii sulphure'to, Lozenges of Sulph'uret of Antimony, Mor'suli antimonial'es, M. stibii, M. stibiat'i, Trochisci stibiati. (*Amygdal. dulc.* ℥j, *sacch. l'vss, sem. cardam.*, *cinnam. pulv.*, *sulph. antim. præpar.* āā ℥j, *fiant tabellæ.* *Ph. P.* Each to weigh 10 grains.) Recommended in cutaneous diseases, blennorrhagia, arthritic pains, &c. Dose, 4 or more.

TABELLÆ AD ARDREM VENTRICULI, Trochisci carbonatis calcis—*t. Cardialgiæ, Trochisci carbonatis calcis.*

TABELLÆ DE CATECHU ET MAGNE'SIÂ, Lozenges of Catechu and Magnesia, (F.) Tablettes de catechu et de magnésie. (*P. catech.* ℥vj, *p. magnes.* ℥iv, *p. cinnam.* ℥iij, *sacch. alb.* l'vss, *g. tragac.* gr. xij, *aq. cinnam.* q. s. ut *f. massa.* *Ph. P.* Each to weigh 12 gr.) Antacid, absorbent, and stomachic. Dose, 5 to 10 lozenges.

TABELLÆ CINCHO'NE, T. de kinâ kinâ, Bark lozenges. (*Exi. cinchon. sicc.* ℥ss, *sacch.* ℥iv, *cinnam.* ℥ss, *mucilag. g. trag.* q. s. ut *f. massa.* *Ph. P.*) Tonic.

TABELLÆ DE CITRO ET DIACARTHAMO, T. de Scammonio et Sennâ.

TABELLÆ DE FERRO, Steel lozenges, Tab'ulæ martia'les, T. instauran'tes, T. antichlorot'icæ. (*Ferri limat. porphyriz.* ℥ss, *p. cinnam.* ℥j, *p. sacch.* ℥v, *g. trag. et aq. cinnam.* q. s. ut *fiat*

massa. Each lozenge to weigh 12 gr. *Ph. P.*) Tonic, stomachic. Dose, v to x.

Aromatic lozenges of steel. These consist of *sulphate of iron*, with a small proportion of the *Tincture of Cantharides*.

TABELLÆ DE KINÂ KINÂ, T. cinchonæ.

TABELLÆ DE MAGNE'SIÂ, T. absorbent'es, Magnesia lozenges. (*Magnes.* ℥j, *sacchar. alb.* ℥iv, *mucil. g. tragac.* q. s. *Ph. P.*) Absorbent and antacid.

TABELLÆ DE RHEO, Rhubarb lozenges. (*P. rhej.* ℥ss, *sacch.* ℥v, *mucilag. gum tragac.* q. s.; *f. massa.* Each to contain 12 grains. *Ph. P.*) Stomachic and laxative.

TABELLÆ DE SCAMMO'NIO ET SENNÂ COMPOSITÆ, Compound lozenges of scammony and senna, T. de citro et diacarthamo. (*Scammon.* ℥iij, *Sennæ* ℥ivss, *rhej.* ℥iss, *caryoph.* ℥j, *corticis limon. confect.* ℥j, *sacch.* ℥vj, *f. massa.* *Ph. P.*) Purgative. Dose, ℥ij to ℥vj, or more.

TABELLÆ AD SITEM, T. acidi oxalici—*t. ad Sodem, Trochisci carbonatis calcis*—*t. de Stibii sulphure'to, T. antimoniales Kunckelii.*

TABELLÆ DE SULPHURE SIM'PLICES, Simple sulphur lozenges. (*Sulphur lot.* ℥ss, *sacch.* ℥iv, *muc. g. tragac.* cum aquâ rosâ præpar. q. s. *Ph. P.*) Expectorant, demulcent, &c. Used in diseases of the chest, and in cutaneous affections. Dose, 1 lozenge.

TABELLÆ DE SULPHURÊ COMPOSITÆ, Compound sulphur lozenges. (*Sulph. lot.* ℥ij, *acid. benzoic.* gr. xij, *rad. irid.* p. ℥ss, *ol. anisi.* gtt. viij, *sacch.* ℥vss, *g. trag.* q. s. *Ph. P.*) Aperient, expectorant and stimulant (?). Dose, 4 a day.

TABERNA MEDICA, Pharmacopolium.

TABES, Maras'mus Tabes, Tabum, from tabere, 'to consume; Te'ledon, Atroph'ia, Decline. Emaciation of the whole body, with general languor, hectic fever, and, for the most part, depressed spirits.

TABES, Atrophy, Phthisis—*t. Coxaria, Ischiophthisis*—*t. Diabetica, Diabetes mellitus*—*t. Diuretica, Diabetes mellitus.*

TABES DORSALIS, T. Dorsud'lis, Maras'mus tabes dorsa'lis, Phthisis no'tias, Phthisis dorsa'lis, Myelophthis'is, Myelatroph'ia, Tabes ossis sacri. By this term is meant a wasting of the body, attended at first with a pain in the back or loins, and afterwards in the neck or head,—caused, it has been conceived, by too early or too frequent addiction to venery.

TABES GLANDULARIS, T. mesenterica, Scrofula—*t. Lactea, Atrophia lactantium, see Galactia.*

TABES MESENTERICA, Atroph'ia mesenterica, Atroph'ia Infant'um, A. glandula'ris, A. infant'ilis, A. dorsi, Parabys'ma mesentericum, Mal'cies Infant'um, Pædatroph'ia, Tabes glandula'ris, T. Scrofulosa, Scrofula mesenterica, Rachial'gia mesenterica, Myelophthi'sis sicca, Febris hec'tica infant'um, Phthisis mesara'ica, Physco'nia mesenterica, Mesenterit'is, Mesenteric Disease, (F.) Carreau, Charre, Scrofules ou Ecouelles mése'tériques, Éti'ssie mése'térique, Rachialgie mése'térique, Atrophie mése'térique, Physconie mése'térique, Entéromése'térite, Tubercles des ganglions mése'tériques, Phthisie mése'térique. An engorge-

ment and tubercular degeneration of the mesenteric glands, followed by emaciation and general disorder of the nutritive functions. The disease is often owing to inflammation or irritation of the lining membrane of the intestines, giving occasion to enlargement of the glands of the mesentery,—as injury to the upper or lower extremities causes inflammation, and enlargement of the lymphatic glands of the axilla and groin. It occurs, particularly, in children of a scrofulous diathesis; and in those who are weakened too early, or fed on indigestible substances. Diarrhoea, emaciation, anorexia, or immoderate appetite; hardness and swelling of the abdomen; and, towards the end, hectic fever, are the chief symptoms of this affection; the prognosis of which is usually unfavourable. On opening the bodies of those who die of the disease, the mesenteric glands are found disorganized, tubercular, or in a more or less advanced state of suppuration. The treatment is the same as in scrophulosis. Frictions may be added over the abdomen and spine; and mercury, in small doses, so as to excite a new action in the system. The food must be easy of digestion, and the bowels be kept soluble.

TABES NUTRICUM, Atrophia lactantium, see Galactia—t. Pectorea, Rachitis—t. Pulmonalis, Phthisis pulmonalis—t. Ossis sacri, Tabes dorsalis—t. Scrofulosa, T. mesenterica—t. Senum, Marasmus senilis.

TABIDUS, Phthisicus.

TABLE, *Tab'ula*, *Tabell'a*, *Tabularum*, *Lamina*, *Paries*, *Squama*. A name given to the plates of compact tissue, which form the bones of the cranium. Of these, one is external; the other *internal* and called *Tab'ula vitrea* on account of its brittleness.

TABLES DE MORTALITÉ, Mortality, bills of.

TABLET, Trochiscus.

TABLETTE, Tabella.

TABLETTES DE CACHOU ET DE MAGNÉSIE, Tabellæ de catechu et magnesiâ.

TABLIER, Ventrale cutaneum.

TABULA, Tabella, Table.

TABULÆ ANTICHLOROTICÆ, Tabellæ de ferro—t. Instaurantes, Tabellæ de ferro—t. Martiales, Tabellæ de ferro.

TABULATUM, Tabella, Table.

TABUM, Ichor, Sanies, Tabes.

TAC, Influenza.

TACAMAHACA, Fagara octandra—t. Caragna, Caranna.

TACHE, Macula—t. de Naissance, Nævus.

TACHENCAUSIS, Combustion, human.

TACHES HÉPATIQUES, Chloasma.

TACHES LAITEUSES, *Plaques laiteuses*, 'milky spots or patches.' White spots occasionally seen on the heart, and regarded by many pathologists as the results of previous pericarditis.

TACHES DE ROUSSURE, Ephelides—t. Rouges, Spots, Red.

TACHYIATER, *Tachyiatrus*. Same etymon as the next. One who cures speedily.

TACHYIATRIA, from *ταχυς*, 'quick,' and *ιατροια*, 'healing.' The art of curing quickly.

TACHYTOMY, *Tachytomia*, from *ταχυς*, 'quick,' and *τομή*, 'incision.' The art of cutting or operating rapidly.

TACTURNITY, *Tacturnitas*, *Sigē*, 'silence,' from *tacere*, 'to be silent.' 'State of a

person who does not speak.' Morbid taciturnity sometimes exists as a symptom of the neuroses, especially of melancholy.

TACT, *Tactus*. A modification of the sense of touch. Passive judgment by the cutaneous nerves regarding bodies exterior to the skin. Tact is passive: Touch, active.

TACTIO, Touch.

TACTUS, Tact, Touch—t. Dolorificus, Haptodysporia.

TÆDÆ, *Das*, *δαις*. A term used for a medicine employed under the form of fumigation, pessary, or troch.

TÆNIA, *Tenia*, *Fas'cia*, from *τανια*, 'a fillet, a riband.' See Bandage. Also a genus of intestinal worms, characterized by an elongated, flattened, and articulated body, with four suckorial oscula on the head. Of this genus, two only inhabit the human body—the *Tenia lata*, (see *Bothriocephalus latus*), and *Tenia solium*.

TÆNIA ACEPHALA, *Bothriocephalus latus*—t. à *Anneaux courts*, *Bothriocephalus latus*—t. à *Anneaux longs*, *Tenia solium*—t. *Articulos demittens*, *Tenia solium*—t. *Cucurbitina*, *Tenia solium*—t. *Dentata*, *Bothriocephalus latus*—t. *Grisea*, *Bothriocephalus latus*—t. *Hippocampi*, *Corpora fimbriata*—t. *Humana armata*, *Tenia solium*—t. *Humana inermis*, *Bothriocephalus latus*—t. *Hydatigena*, *Hydatid*—t. *Lata*, *Bothriocephalus latus*—t. à *longues articulations*, *Tenia solium*—t. *Membranacea*, *Bothriocephalus latus*—t. *non armé*, *Bothriocephalus latus*—t. *Osculis lateralibus geminis*, *Bothriocephalus latus*—t. *Osculis lateralibus solitariis*, *Bothriocephalus latus*—t. *Osculis marginalibus solitariis*, *Tenia solium*—t. *Osculis superficialibus*, *Bothriocephalus latus*—t. *Prima*, *Bothriocephalus latus*—t. *Sans épine*, *Tenia solium*—t. *Secunda*, *Tenia solium*.

TÆNIA SEMICIRCULARIS, *Geminum centrum semicirculare*, *Limbus posterior corporis striati*, *Stria cor'nææ*, *Stria semilunaris*, *Frænum novum*, *Fascia semicircularis*, *Bandelette des éminences pyriformes*, (Ch.) (F.) *Bandelette*, *B. demicirculaire*, *Lame cornée*. A medullary, grayish, semitransparent layer, situate in the groove that separates the thalamus opticus from the corpus striatum in the lateral ventricle.

TÆNIA SOLIUM, *T. osculis marginalibus solitariis*, *Tenia cucurbitina*, *Tenia humana armata*, *Hal'ysis solium*, *Vermis cucurbitinus*, *Lumbri'cus latus*, *Tenia sans épine*, *Tenia articulos demittens*, *Solium*, *T. secunda*, *Teniu à longues articulations*, *Tenia à anneaux longs*, *Ver solitaire*, *V. cucurbitain*, *Long Tape Worm*, has an almost hemispherical, discrete head; an obtuse beak; the neck full anteriorly; all the joints slightly obtuse, the anterior very short; the next almost square, and the rest oblong; the marginal foramina vaguely alternated. The *tænia solium* is commonly a few feet long; sometimes its length is enormous. It is said to have been met with 600 feet long. It principally inhabits the small intestines, and is not common. The oil of turpentine, in some form, largely exhibited, is perhaps the best remedy.

TÆNIA TENELLA, *Bothriocephalus latus*—t. *Vulgaris*, *Bothriocephalus latus*.

TÆNIÆ COLI, see Colon.

TÆNIAFUGE, *Tæniafugum*, from *tænia*, and *fugo*, 'I drive off.' A remedy calculated to expel *tænia*.

TÆNIOLA, *Bandolette*. Used by Gerber for a simple, band-like, or flat fibre, *Filum tæniiforme*, seen under the microscope.

TAFFETAS AGGLUTINATIF, Sparadrapum adhesivum—*t. d'Angleterre*, see Sparadrapum adhesivum—*t. Épispastique*, Sparadrapum vesicatorium—*t. Gomme*, see Sparadrapum adhesivum—*t. Vésicant*, Sparadrapum vesicatorium.

TAFIA, Rum.

TAILLAGE, Incision; see *Entaille*.

TAILLE, Lithotomy—*t. Hypogastrique*, Hypogastric operation of lithotomy, see Lithotomy—*t. Par le rectum*, see Lithotomy—*t. Pastérisure*, see Lithotomy—*t. Recto-vésicale*, see Lithotomy—*t. Sus-pubiéenne*, see Lithotomy.

TAKAMAHAKA, *Fagara octandra*.

TAL. A word formerly employed for alkali. It also meant the dung of the peacock.

TALC EARTH, Magnesia.

TALCUM NEPHRITICUM, Nephreticus lapis.

TALENTUM, *ταλάντων*. An ancient weight equal to 54 pounds, 2 oz., 5 dr., and 24 grains *Poids de Marc*. See Weights and Measures.

TALEOLUS, Malleolus.

TALIACOTIAN OPERATION, Rhinoplastic.

TALINUM UMBELLATUM, see *Mistura*.

TALIPES, *Kyllosis* (Clubfoot.)

TALON, see *Calcanem*.

TALPA, 'a mole.' *Topina'ria*, *Tupina'ria*, *Talpa'ria*, *Testu'da*, (F.) *Taupe*. A tumour situate on the head, which has been supposed to burrow like a mole.

TALPARIA, *Talpa*.

TALUS, *Astragalus*, Malleolus, see *Calcanem*.

TAMARA CONGA, *Averrhoa carambola*.

TAMARÆA ZECLA, *Tamarindus*.

TAMARIN, *Tamarindus*.

TAMARIN'DI PULPA, *Pulp of tamarinds*, (*Tamarinds*, q. s. Digest them with a small quantity of water, until they become of a uniform consistence; then separate the seeds and filaments, by pressing through a hair-sieve. Ph. U. S.)

TAMARINDS, PULP OF, *Tamarindi pulpa*.

TAMARINDUS, *T. Indica*, *Thamarindus*, *Oxyphænicon*, *Sil'iqua Arab'ica*, *Balampull'i*, *Tamar'a zecla*, *Oxyphæn'cia*, *Ac'cia Indica*, *Tamarind tree*, (F.) *Tamarin*. Family, Leguminosæ. See *Syst. Triandria Digynia*. The pulp of the tamarind with the seeds connected by numerous tough strings, is exported from the West Indies, preserved in syrup,—*Tamarindus*, (Ph. U. S.) It is refrigerant and laxative. *Tamarind whey* is made by boiling ʒij of the pulp with bliss of milk. When strained, it is used as a diluent in fever.

TAMARISCUS, *Tamarix Gallica*.

TAMARIX GAL'LICA, *Tamaris'cus*. The *Tamarisk tree*. Family, *Portulacææ*. See *Syst. Pentandria Pentagynia*. The bark, wood, and leaves were formerly employed medicinally;—the former for its aperient and corroborant virtues, in obstructions of the liver; the latter in icterus, hæmoptysis, and some cutaneous affections.

TAMBOUR CAVITÉ DU, *Tympanum*.

TAMPA BAY, see *Saint Augustine*.

TAMPON, see *Plugging*.

TAMPONNEMENT, *Plugging*.

TANACE'TUM, *T. vulgare*, *Tana'sia*, *Athana'sia*, *Parthe'nium mas*, *Tansy*, (F.) *Tonaisie vulgaire*. Family, *Corymbifera*. See *Syst. Syngenesia Polygamia*. The leaves and flowers of tansy have a peculiar, strong odour, and warm, bitter taste. They are tonic, deobstruent(?), and anthelmintic. Dose, ʒss to ʒj. The infusion is usually drunk as tea.

TANACE'TUM BALSAMI'TA, *Balsami'ta mas*, *B. suaveolens*, *B. minor*, *Tanacetum hortensic*, *Costus horto'rum*, *Mentha Rama'na* seu *Saracen'ica*, *Costmary*, *Alecost*, *Cack-mint*, (F.) *Menthe coq*, *Herbe au coq*, *Grand Baume*. A fragrant-smelling herb, somewhat resembling mint, and formerly much esteemed as a corroborant, carminative, and emmenagogue.

TANACETUM HORTENSE, *T. balsamita*.

TANAISIE VULGAIRE, *Tanacetum*.

TANASIA, *Tanacetum*.

TANGÉ, *ταγγυ*, 'rancidity.' A putrescent tumour.

TANINUM, *Tanninum*.

TANNIC ACID, *Tannin*.

TANNICUM PURUM, *Tannin*.

TANNIN, from (F.) *tanner*, 'to tan.' *Tanninum purum*, *Tanni'num*, *Tanni'um*, *Principium adstringens* seu *Scytodép'sicum* seu *Byrso-dép'sicum* seu *Carid'ceum*, *Scytodép'sium*, *Acidum Tann'icum*, *A. Quercitan'icum*, *Tannic acid*, (F.) *Acide tannique*. A principle obtained from oak bark and other astringent vegetables; so called from its forming the principal agent in the process of *tanning*. Pure Tannin, obtained from galls, (see Ph. U. S.) has been lately introduced into medicine as an excellent and powerful astringent. Dose, two grains repeated several times a day. The *Tannate of Lead*, *Plumbi Tannas*, has been applied, in the form of ointment, to excoriations, and sloughing sores from pressure, (ʒij of the tannate to ʒj of cerate.)

TANSY, *Tanacetum*—*t. Wild*, *Potentilla anserina*.

TAPER, HIGH, *Verbascom nigrum*.

TAPE'TUM, *Ta'pestry*. A shining spot, on the outside of the optic nerve, in the eyes of certain animals, which is owing to the absence of the pigmentum nigrum occasioning the reflection of a portion of the rays from the membrana Ruyschiana. Its use appears to be, by reflecting the rays, to cause a double impression on the retina, and thus add to the intensity of vision.

TAPÉ'TUM ALVE'OLI, *Membrana externa dentitium*. The outer membrane of the teeth. The lining membrane or periosteum of the alveoli.

TAPEWORM, BROAD, *Bothriocephalus latus*—*t. Long*, *Tænia solium*.

TAPIOCA, see *Jatropha manihot*—*t. Pearl*, see *Jatropha manihot*.

TAPSUS BARBATUS, *Verbascom nigrum*.

TAPSARIA, *Decoctum hordei*.

TAR, see *Pinus sylvestris*—*t. Barbadoes*, *Petroleum*—*t. Mineral*, *Pissaspphaltum*.

TAR'ACHÉ, *Tarax'is*, *Tarag'ma*, *Tarag'mus*, 'disorder.' A disorder of sight, which arises from a blow, compression of the eye, or the action of dust, smoke or other external cause. By some it is understood to signify mild or incipient ophthalmia.

Ταραχη της κοιλίας, 'disturbance of the belly.' *Diarrhæa*.

TARAGMA, Tarache.

TARAGMUS, Tarache.

TARAGON, *Artemisia dracunculus*.

TARANTALISMUS, Tarantismus.

TARANTISMUS, *Tarentis' mus*, *Tarantalis' mus*, *Dinoma'nia*, *Chorea Sancti Valenti'ni*, *Tarentulism*, *Tarantism*. A feigned or imaginary disease in Apulia, characterized by excessive avidity for dancing at the sound of instruments, and which was ascribed, by the vulgar, to the bite of the tarantula. A sort of tarantismus, considered peculiar to Africa, and believed to be spontaneous, has been called *Tarentismus Tangita'nus*, *Janon-tarentisme*.

TARANTULÁ, from Tarentum or Tarento, a town of Italy where it abounds; *Tarentula*, (F.) *Tarentule*. A species of spider—the *Ara'nea Tarentula* of Linnaeus, *Lycosa Tarentula* of Latreille, whose bite has been looked upon as dangerous. Music has been thought to cure it.

TARASCON, MINERAL WATERS OF. Chalybeate springs in the department of Ariège, France. They contain iron and carbonic acid.

TARAXACUM, *Leontodon taraxacum*.

TARAXIS, Tarache, see Ophthalmia.

TARCHON SYLVESTRIS, *Achillea ptarmica*.

TARENTISMUS, Tarantismus—t. *Tangitanus*, *Tarantismus*.

TARENTULA, Tarantula.

TARENTULISM, Tarantismus.

TARGAR, *Juniperus communis*.

TARI. Palm or cocoa wine, from which sugar was obtained, called *Jagre*. It was once used as a tonic.

TARI'NI PONS, *Interpedun'cular space*, *Posterior perforated space*, *Locus perforatus posticus*. A cineritious substance, between the corpora albicantia, which assists in forming the bottom of the third ventricle.

TARO, Arum esculentum.

TARQUETTE, *Herniaria glabra*.

TARSAL, *Tar'seus*. That which relates to the tarsus.

TARSAL ARTICULATIONS result from the union of the bones of the tarsus with each other.

TARSEUS, Tarsal.

TARSO-METATARSAL, *Tarso-metatar'seus*. That which relates to tarsus and metatarsus.

TARSO-METATARSAL ARTICULATIONS are those between the bones of the second row of the tarsus and the metatarsal bones. The term *Tarso-metatarsal* is likewise applied to ligaments connected with these joints, some of which are *dorsal*, and others *plantar*.

TARSO-MÉTATARSIS-PHALANGIEN DU POUCE, *Adductor pollicis pedis*—t. *Phalangien du pouce*, *Flexor brevis pollicis pedis*—t. *Sous-phalangien du petit orteil*, *Flexor brevis minimi digiti pedis*—t. *Sous-phalangien du premier orteil*, *Flexor brevis pollicis pedis*.

TARSOPHYMA, from *Tarsus*, and *φύμα*, 'a tumour.' A swelling of the tarsus.

TARSOTOMY, *Tarsotom'ia*, from *Tarsus*, and *τομή*, 'incision.' The section or removal of the tarsal cartilages.

TARSUS, *Planta prima pedis*, *Raseta* seu *Rasœta pedis*, *Pedum*, *Cavi'culæ pedis nodus*. 1. The posterior part of the foot. The

tarsus consists of 7 bones, arranged transversely in two rows, between which amputation is sometimes performed. The first or Tibial row, (F.) *Première rangée*, *R. jambière*, consists of the astragalus and os calcis; the second or metatarsal, (F.) *seconde rangée*, *R. métatarsienne*, of the scaphoides, cuboides, and three ossa cuneiformia. 2. The Tarsi, Tarsal cartilages, *Tarsal fibro-cartilages*, *Orchoi*, *Crepidines* seu *Coro'na* seu *Chelæ* seu *Ungulæ Palpebrarum*, *Tharsi*, are two small cartilaginous layers, seated in the substance of the free edge of each eyelid. The upper is larger and broader than the lower. Both commence at the bifurcated extremity of the tendon of the orbicularis palpebrarum, and pass to the opposite commissure of the eyelids. They are broader in the middle than at their extremities.

TARTAR, Antimonium tartarizatum (improperly), Potassæ supertartras impurus—t. Calcareous, Potassæ subcarbonas—t. Crystals of, Potassæ supertartras—t. Emetic, Antimonium tartarizatum—t. Soluble, Potassæ tartras, see Potash.

TARTA'REI MORBI. A term employed by Paracelsus to designate certain diseases which he attributed to tartar.

TARTARI CRYSTALLI, Potassæ supertartras.

TARTARIC ACID, *Ac'idum tartar'icum*, *A. tartar'osum*, *Acor tartar'icus*, *Acidum tartari essentialè*, *Tartareous acid*, *Sal tartari essentialè*. (*Potassæ bitart. Biiss, aq. destillat. ferr.*, cong: iij, *creta ppt' lñj, acidû sulph. lñj*. Boil the bitartrate with two gallons of the water, and gradually add the prepared chalk, until no more bubbles appear; let the tartrate of lime subside; then pour off the fluid and wash the tartrate of lime with distilled water, until it is tasteless. Pour upon it the sulphuric acid, diluted with a gallon of boiling distilled water; and set the mixture aside for 24 hours, occasionally stirring it. Filter and evaporate to crystallize. *Ph. L.*) It is refrigerant and antiseptic, but is chiefly used for making effervescent draughts with soda.

TARTARUM, Potassæ supertartras impurus—t. Vitriolatum, Potassæ sulphas.

TARTARUS AMMONIÆ, *Ammonia tartras*—t. Chalybeatus, Ferrum tartarizatum—t. Crudus, Potassæ supertartras impurus—t. Dentium, Odontolithos—t. Emeticus, Antimonium tartarizatum—t. Kalicoferricus, Ferrum tartarizatum—t. Kalinus, Potassæ tartras—t. Lixiviæ, Potassæ tartras—t. Martialis, Ferrum tartarizatum—t. Potassæ ferruginosus, Ferrum tartarizatum—t. Subpotassicus, Potassæ supertartras—t. Superpotassicus, Potassæ supertartras—t. Tartarizatus, Potassæ tartras.

TARTRATE D'AMMONIAQUE, *Ammonia tartras*.

TARTRE BRUT, Potassæ supertartras impurus—t. Cru, Potassæ supertartras impurus—t. des Dents, Odontolithos—t. Émétique, Antimonium tartarizatum—t. Stibié, Antimonium tartarizatum.

TARTRUM SOLUBILE, Potassæ tartras.

TASTE, Extension, Tension.

TASTE, *Gustus*, *Geusis*, *Geuma*, *Geuthmos*, (F.) *Gout*. One of the five external senses, which instructs us of the savours of bodies, and of which the tongue is the principal organ.

Gustation, *Gustatio*, is the exercise of this

faculty. In disease, the taste frequently becomes variously vitiated. The nerves of taste are probably the lingual branch of the fifth pair and the glosso-pharyngeal.

TASTE, Savour.

TAUPE, Talpa.

TAUCOCOLA, ταυροκολα. Glue made of the ears and genitals of the bull. It was formerly much esteemed.

TAURUS, Penis, Perinæum.

TAXIS, 'arrangement;' from *τασσω*, 'I order,' 'I arrange;' *Repositio*, *Reductio*, *Syntaxis*. A methodical pressure exerted by the hand on a hernial tumour, for the purpose of reducing it. This operation is generally easy in herniæ that are free from adhesions, of small size, and with a large opening into the sac; but it is very difficult and frequently impracticable in those that are adherent or strangulated. To perform the taxis, the patient should be put in the horizontal posture, and in one in which the parietes of the abdomen are relaxed. The manual procedure varies in each species of hernia. In all cases, too strong pressure of the parts must be avoided; as inflammation and gangrene might be induced. The displaced organs must be pushed into the abdomen, according to the direction of the axis of the hernial sac. The reduction is sometimes favoured by blood-letting *ad deliquium*; the warm bath; warm fomentations; tobacco, emollient glysters; and, at times, by cold applications, as ice, &c. In a case of strangulated hernia, should the taxis fail, an operation becomes necessary.

TAXUS BACCATA. The *Yew tree*, *Smilax*, *Smilas*, *Thym'alos*, (F.) *If. Family*, Coniferæ. *Sex. Syst.* Diœcia Monadelphia. The ancients believed the yew to be poisonous; but the fruit may be eaten without inconvenience. The leaves have been often recommended in epilepsy. The resin, obtained from the bark, has been called *albr*.

TAYE, Caligo.

TAYLOR'S REMEDY FOR DEAFNESS, see Allium.

TEA, Thea—t. Bahama, Lantana camara—t. Berried, Gaultheria—t. Berry, Gaultheria—t. Blankenheim, see Galeopsis grandiflora—t. Brazil, Lantana pseudothea—t. Labrador, Ledum latifolium—t. Marsh, Ledum palustre—t. Mexico, Chenopodium ambrosioides—t. Mountain, Gaultheria—t. New Jersey, Celastrus—t. Oswego, Monarda coccinea—t. Redberry, Gaultheria—t. Soot, see Fuligokali—t. South sea, Ilex vomitoria—t. Spanish, Chenopodium ambrosioides.

TEAR, Sax. *tear*, *Lachryma*, *Lachryma*, *Lacruma*, *Dacry*, *Dacryma*, *Dacryon*, *Humor lachrymalis*, (F.) *Larme*. An excrementitious humour, secreted by the lachrymal gland, and poured between the globe of the eye, and the eyelids, to facilitate the motions of those parts. The tears are saline, inodorous, and colourless. They turn the syrup of violets green; and contain chloride of sodium, with excess of base, phosphates of lime and soda, and albumen.

TEASEL, CULTIVATED, *Dipsacus sylvestris*.

TEAT, Nipple.

TEAZEL, *Eupatorium perfoliatum*.

TECEDON, Phtthisis.

TECNOCTONIA, Infanticide.

TECOLITHOS, Judæus (lapis.)

TEETH, see Tooth—t. Eye, Canine Teeth—t. Jaw, Molar teeth—t. Milk, see Dentition—t. Neck of the, Collum dentium—t. Vitreous substance of the, Enamel of the teeth.

TEETHING, Dentition.

TEGMEN, Integument.

TEGMEN, Integument.

TEGULA HIBERNICA, Hibernicus lapis.

TEGUMEN, Integument.

TEGUMENT, Integument.

TEGUMENTUM, Integument—t. Auris, see Tympanum—t. Ventriculorum cerebri, Centre, oval, of the brain.

TEIGNE, Pityriasis, Porrigo, Porrigo lupinosa—t. *Annulaire*, Porrigo scutulata—t. *en Anneau*, Porrigo scutulata—t. *Faveuse*, Porrigo favosa—t. *Furfuracée*, Porrigo furfurans—t. *Nummulaire*, Porrigo scutulata.

TEINOSMOS, Tenesmus.

TEINODYN'IA; from *τείνω*, 'to extend,' and *ὀδυνή*, 'pain.' Pain of the sinews or tendons.

TEINOPHLOGOSIS; from *τείνω*, 'to extend,' and *φλογώσις*, 'inflammation.' Inflammation of the sinews or tendons.

TEINTURE, Tincture—t. *Ethérée*, *Æthereal*—t. *Rubéfiante*, Tinctura cantharidis.

TEKEDON, Tabes.

TELA, Texture, Tissue—t. Accidental Medullaris, Encephaloid—t. Cellulosa, Cellular tissue—t. Erectilis, Erectile tissue—t. Galteri, Sparadrapum Galteri—t. Hippocritis cribrosa, Cellular tissue—t. Hymenochondroides, Tissue, cartilaginous—t. Hymenochondroides, Tissue, cartilaginous—t. Ichthyocollæ glutinans, see Sparadrapum adhæsivum—t. Inodularis, Tissue, inodular—t. Organica, Histos—t. Vesicatoria, Sparadrapum vesicatorium.

TELAMON, Habena.

TELAMON'NES, *τελαμώνες*, 'bandages.' Charpie, used for wounds; or linen, employed for bandages.

TELANGECTASIA, Telangiectasia.

TELANGIECTASIA, *Telangiectasis*, *Telangiectasia*, *Angiectasia*, *Angiectasia*, *Hamatolelan'giosis*, *Hamatolelan'giosis*, *Angiectasia*, *Anastomosis aneurysmatica*; from *τελος*, 'far,' *αγγειον*, 'vessel,' and *εκτασις*, 'dilatation.' Dilatation of vessels. *Nævus maternus*. *Aneurism* by anastomosis. According to some, fungus hæmatodes. See *Hæmatodes fungus*.

TELEPHIUM, *Ulex telephium*. The ancients gave this name to any ulcer of a very bad kind, and difficult to cure, because the wound, which Achilles inflicted on Telephus, degenerated into a similar ulcer.

TELEPHIUM, *Sedum telephium*.

TELLURISMUS, Magnetism, animal.

TELUM, Penis—t. Emplasticum, Sparadrapum.

TEMPE, Temple.

TEMPERAMENT, *Temperamentum*, *Temperatura*, *Temperatio*, *Temperies*; originally from *tempus*, 'time,' the great temperer; *Complexio*, *Crasis*, *Eucreasia*. A name given to the remarkable differences that exist between individuals, in consequence of the variety of relations and proportions between the constituent parts of the body. Thus, of old, it was supposed, that, according to the predominance of any one of the four humours then generally admitted,—blood, lymph, bile, and atrabiles or black bile,—the manifestations of the functions were *tempered* or modified so as to give rise to

a sanguine, lymphatic, choleric, or atrabillious or melancholic predominance or temperament. The idea of the existence of certain of these humours has been banished, yet the influence of some, as of the blood, lymph, and bile, is still admitted by many. Too much influence has, doubtless, been assigned to temperance in the sense in which it was formerly and still is generally understood, although there can be no question that difference of organization occasions a difference in the activity of organs.

TEMPERANCE, BILIOUS, Choleric temperament.
TEMPERANCE, *Sophrosynê, Nephaliotes, Sobrietas, Sobriety*. Moderation, opposed to gluttony and drunkenness. The advantage of temperance, in a hygienic point of view, requires no comment.

TEMPÉRANTS, Sedatives.
TEMPERATIO, Temperament.
TEMPERATURA, Temperament.
TEMPERIES, Temperament.

TEMPLE, *Tempus, Régio Temporalis, Crotaphus*, (F.) *Tempe*. A depression, on each side of the head, between the forehead and eye anteriorly, and the ear posteriorly. The temples, distinguished into right and left, correspond to the temporal fossa on each side. The word is said to be from the Latin *tempus*, 'time,' because in this part the hair first begins to turn white, and to indicate age.

TEMPORAL, *Temporalis*. That which relates to the temples.

TEMPORAL APONEUROSIS is a very strong aponeurosis, of a bluish, shining colour, which is attached to the whole of the curved line of the temporal bone; to the posterior edge of the malar bone; to the superior margin of the zygomatic arch; and forms an envelope for the temporal muscle.

TEMPORAL ARTERIES, *Crotaphite Arteries*, are several. 1. The *Temporal Artery*, properly so-called, arises from the outer side of the superior part of the external carotid. It ascends between the ramus of the jaw, the meatus auditorius externus, and the parotid gland, which covers it as far as the zygomatic arch. Above this it becomes subcutaneous; and, when it has attained the middle of the temporal region, it divides into two branches; the one anterior—*A. temporalis frontalis* seu *interna* seu *anterior*; the other posterior—the *A. temporalis occipitalis* seu *externa* seu *superior*. The temporal artery, before its division, gives off, 1. Branches to the parotid; to the joint of the lower jaw; to the meatus auditorius, and to the masseter. 2. The *transverse artery of the face*. 3. The *middle temporal*, which arises beneath the cheek-bone, and traverses the temporal aponeurosis, immediately beneath that bone. II. The *Deep-seated Temporals, A. temporalis profunda*. These are two in number. They arise from the internal maxillary, and have been distinguished, from their position, into *anterior* and *posterior*. They send their principal divisions to the temporal muscle.

TEMPORAL BONE, *Os temporis* seu *temporale* seu *arcuale* seu *armale* seu *parietale inferius* seu *crotaphiticum* seu *memento mori* seu *mendosum* seu *crotaphus*, is seated at the lateral and inferior part of the cranium, of which it forms part; and contains, within it, the special organs of audition. It is usually divided into three portions:—1. The *squamous, Pars squamosa,*

Os lepidoides seu *squamosum* seu *squamiforme*, (F.) *Portion écailleuse* ou *squameuse*. 2. The *mastoid portion*, and, 3. The *Petrous portion, Petrous Process, Pars petrosa, Pyramis trigona, Os lapideum* seu *lapidosum* seu *sacrum* seu *petrosum* seu *lihoïdes* seu *durum* seu *præruptæ rupi assimilatum* seu *nervalè, Pars pyramidalis ossis temporis*, (F.) *Portion pierreuse, Rocher, Os pétreux, Apophyse pyramidale, A. pétrée*.

It has, first, an *auricular* or *external face*, on which is a surface that makes part of the temporal fossa; the *zygomatic process*; the *glenoid cavity*; the *fissure of Glaserius*; the *meatus auditorius externus*; the *mastoid process*; the *digastric groove*; the *canalis caroticus*; the *jugular fossa*; the *styloid process*; the *stylomastoid foramen*, &c. 2. A *cerebral* or *internal surface*, which corresponds to the cavity of the cranium, and on which is the *Pars petrosa*, the *hiatus Fallopii*, the *meatus auditorius internus*, the *fissure of the aquæductus vestibuli*, a *portion of the gutter for the lateral sinus*, &c. 3. A *circumference*, on which is observed the orifice of the *bony portion of the Eustachian tube* and the *aquæductus cochleæ*, &c. The temporal bone is articulated with the sphenoid, occipital, parietal, malar, and inferior maxillary bones. It is developed from five points of ossification.

TEMPORAL FOSSA is an excavation, observed at each side of the head. It is filled by the muscle whose name it bears, and is formed by the temporal and sphenoid, below; by the parietal and frontal bones, above; is separated, by a transverse crista, from the zygomatic fossa; and completed, before, by the cheek bone.

TEMPORAL MUSCLE, *Temporalis, Crotaphites*, (F.) *Arcadi-temporo-maxillare, Temporo-maxillaire* (Ch.) is a broad, flattened, triangular muscle which fills the temporal fossa. Its fibres are attached to the temporal aponeurosis and fossa; and all converge into a strong tendon, which passes under the zygomatic arch, and is inserted into the coronoid process of the lower jaw. This muscle raises the lower jaw, and applies the teeth against each other.

TEMPORAL NERVES. These are distinguished into the *superficial temporal*, furnished by the inferior maxillary branch of the 5th pair, behind the condyle of the jaw; and the *temporales profundi*,—*anterior* and *posterior*, furnished by the same nerve, at its exit from the cranium. Sömmering has given the name *temporal* to the divisions sent by the facial nerve to the temporal regions.

TEMPORAL VEINS were formerly called *Ætoi* or *Aëtoi Phlebes, Aq'uilæ Venæ*.

TEMPORO-AURICULAIRE, Attollens aurem—*t. Maxillaire*, Temporal muscle.

TEMPORO-MAXILLARY, *Temporo-maxillaris*. That which belongs to the temporal bone and lower jaw.

TEMPORO-MAXILLARY ARTICULATION of joint of the lower jaw, is seated between the glenoid cavity and transverse process of the temporal bone on the one hand, and the condyle of the lower jaw on the other. Two thin cartilages cover the surfaces of these bones. The one is common to the transverse process and the portion of the glenoid cavity, anterior to the fissure of Glaserius; the other belongs to the condyle. This articulation is furnished with an inter-articular fibro-cartilage, two synovial cap-

sules, and two lateral ligaments:—the one internal, and the other external.

TEMPORO-MAXILLARY NERVES of Bichat are the divisions of the facial nerve, distributed to the temporal and maxillary regions.

TEMPUS, Temple—t. Intercalare, Apyrexia, Intermission.

TÉMULEN'TIA, *Ebri'etas, Ebrios'itas, Methy'mus, Drunk'emness*:—from wine, *Æno-phlyg'ia, Onophlyx'is, Vinolent'ia, (F.) Ivresse*. Plater gave this name to delirium; Ettmuller, to an apoplectic condition, depending upon drunkenness; the *Apoplex'ia Temulent'a* or dead drunkenness. Commonly, *Temulentia* is used synonymously with drunkenness, *Methè*; and is often employed in the description of diseases to indicate a state resembling drunkenness. *Mania e Temulentia* is the same as *Delirium tremens*.

TENACULA, Bone-nippers—t. Volsella, Forceps (lithotomy.)

TENACULUM, from *teneo, 'I hold.'* A kind of fine hook attached to a handle which is thrust through the parietes of a blood vessel to draw it out and enable it to be tied.

TENACULUM, ASSALINI'S. An ingenious instrument, invented by Assalini. It consists of a forceps, or double tenaculum, the points of which are fine, sharp, and bifurcated, so as to be readily received into each other when the instrument is closed on the artery, which it is by a spring. It is of great use when the surgeon has no assistant at hand. The instrument is figured in S. Cooper's "First Lines."

TENAILLE INCISIVE, Bone-nippers.

TENASMUS, Tenesmus.

TENDON, *Tendo, Pronerva'tio*, from *τενω, 'I stretch.'* *Tenon, a Sinew.* A fibrous cord, more or less round, long, or flattened; of a white, pearl colour, and composed of very close parallel fibres. The tendons are attached to the bones, by one extremity; by the other, they receive the insertions of the fleshy fibres: sometimes they afford attachment to fleshy fibres at both ends;—as in the digastric muscle. The tendons must be considered as so many cords, for transmitting the motion of muscles to the bones or levers.

TENDON D'ACHILLE, Achillis tendo.

TENDON, CORDIFORM, OF THE DIAPHRAGM, Centre, phrenic.

TENDONS, TWITCHING OF THE, *Subsultus tendinum*.

TENEOTOMIA, Tenotomy.

TÈNESME, Tenesmus—t. de l'Œsophage, Œsophagismus—t. Vésical, Bradysuria.

TENESMUS, *Tenes'mos, Tenas'mus*, from *τενω, 'I stretch.'* *Proct'ica Tenesmus, Proctospas'mus, Obstipatio Tenesmus, Tinag'mus, (F.) Ténésme, Épreintes.* Frequent, vain, and painful desires to go to stool;—one of the chief symptoms of inflammation of the lining membrane of the digestive tube, as of dysentery.

TENESMUS VÉSICÆ, Bradysuria—t. Vesicæ mucosus, Cystirrhœa.

TÈNETTES, Forceps (craniotomy.)

TÊNIA, Tænia.

TENNESSEE, MINERAL WATERS OF. On the waters of French Broad River, in this state, is a large, clear, thermal spring. The heat is so great that, on first going into the water, it is almost insupportable.

TENON, Tendon.

TENONT'AGRA, from *τενω, 'tendon,'* and *αγρα, 'seizure.'* A variety of gout; which affects the tendinous parts of muscles, or the tendinous ligaments, which strengthen certain articulations.

TENONTOTOMIA, Tenotomy.

TENONTOTRO'TI, from *τενω, 'tendon,'* and *τροχωω, 'I wound.'* They who are wounded in the tendons.—Galen.

TENOT'OMY, *Tenotom'ia, Teneotom'ia, Tenontom'ia, Sectio seu Dissectio tendinum*, from *τενω, 'a tendon,'* and *τομη, 'incision.'* The operation of dividing a tendon, often practised for the removal of loxarthrus or deviation of the joints—as in club foot.

TENSEUR DE L'APONÉVROSE FÉMORALE, Fascia lata muscle.

TEN'SION, *Ten'sio, Tensu'ra, Tasis, Diat'asis, Entonia, (Enton'ia* is also used for over-tension), *Conten'sio, Disten'sio*, from *tendere, 'to stretch.'* State of a part, which is stretched, when its textures are distended by the afflux of fluids, or the accumulation of gas; or when its fibres are drawn, as it were, in an opposite direction, and are, consequently, more resisting than usual.

TENSOR TARSII. A small muscle, belonging to the inner commissure of the eyelids, well described by Professor Horner, of Philadelphia, and hence termed *Muscle of Horner*. It is about three lines broad and six long; arises from the posterior flat surface of the os unguis, near its junction with the ethmoid bone, and passes forwards and outwards, lying on the posterior face of the lachrymal ducts. As it approaches the commissure of the lids, it splits into two nearly equal parts, each of which is appropriated to a duct, and inserted along its course, almost to the punctum lachrymale. Its chief office seems to be, to influence the position of the puncta lachrymalia, and to regulate the course of the tears through the lachrymal ducts.

TENSOR PALATI, Circumflexus musculus.

TENSOR TYMPANI, *Internus Auris, Internus Mallo'i, (F.) Salpingo-malléen.* A small muscle which arises from the petrous portion of the temporal bone, and the cartilage of the Eustachian tube, and terminates by a tendon, which is reflected over the processus cochleariformis, and is inserted into the apophysis of the handle of the malleus.

TENSOR VAGINÆ FEMORIS, Fascia lata muscle.

TENSURA, Tension.

TENSUS, Penis.

TENT, *Tenta, Turun'da*, and its diminutive *Turun'dulo, Penic'ulus, Penicil'us, Penicil'ulum, Motos, Lemnis'eus*: (F.) *Tente, Mèche*, from *tentare, 'to try or explore.'* In surgery, tents are small rolls of lint, of a cylindrical or pyramidal shape, which are introduced into wounds and deep ulcers, to prevent them from closing before they are filled up from the bottom. Tents are sometimes also made of prepared sponge, gentian root, &c. They are not so much used as they formerly were.

TENTACULARIA, Filaria hominis bronchialis.

TENTACULUM CEREBELLI, Tentorium.

TENTE, Tent—t. du Cervelet, Tentorium.

TENTIGO VENEREA, Nymphomania—t. Veretri, Satyriasis.

TENTIPELLUM, from *tendo, 'I stretch.'*

and *pellis*, 'the skin.' Ancient name of a cosmetic, with which, it was pretended, wrinkles could be effaced.

TENTORIUM, *T. cerebelli* *super-exten'sum*, *T. cerebelli*, *Tentaculum cerebelli*, *Septum transverse*, (Ch.) *Transverse Septum*, *Septum encephali*, *Intersepta horizontalia Paachio'ni*, *Processus transversus dura matris*, *Lateral Processes of the Dura Mater*, *Diaphragma cerebri*, (F.) *Tente du cerveau*, *Plancher du Cerveau*, from *tendere*, *tentum*, 'to stretch.' A process of the dura mater, which separates the cerebrum from the cerebellum. It extends from the internal horizontal spine of the occipital bone, directly forwards to the sella Turcica of the sphenoid.

TENTORIUM CEREBELLO, Tentorium.

TENTUM, Penis.

TENTWORT, *Asplenium ruta muraria*.

TENUIS MATER, Pia mater.

TENUITAS AQUOSA, *Predominium aquæ*.

TEPHROSA VIRGINIANA, *Galega Virginiana*.

TEPIDARIUM, see Stove.

TEPLITZ, Töplitz.

TERAS, Monster.

TERATOLOGY, *Teratologia*, from *teras*, 'genitive,' *terasos*, 'a monster,' and *logos*, 'a discourse.' A description, or the doctrine, of monsters.

TERATOSIS, see Monster.

TEREBELLA, Trepan.

TEREBENTHINE, *Terebinthina*—*t. de Bordeaux*, see *Pinus sylvestris*—*t. de Chio*, see *Pistacia terebinthus*—*t. de Copahu*, *Copaiba*—*t. Commune*, see *Pinus sylvestris*—*t. d'Égypte*, see *Amyris opobalsamum*—*t. de Giléad*, see *Amyris opobalsamum*—*t. du Grand Caire*, see *Amyris opobalsamum*—*t. de Judée*, see *Amyris opobalsamum*—*t. de Melèze*, see *Pinus larix*—**TEREBINTHINA**, from *τερενθινος*, or *τερεβινθος*, 'the turpentine tree.' *Turpentine*, *Botin*, *Albotim*, *Akilibat*, *Brutino*, (F.) *Térébenthine*. A substance, of the consistence of honey, which flows from many trees of the terebinthaceæ, and coniferæ families. It is viscid; shining; more or less transparent; inflammable; of a warm, pungent taste; strong smell, and is entirely composed of resin and essential oil, without benzoic acid. It is soluble in alcohol. See Turpentine, *Pinus palustris* and *Pinus sylvestris*. All the turpentine are stimulant, diuretic, and cathartic.

TEREBINTHINA ARGENTORATENSIS, see *Pinus picea*—*t. Balsamea*, see *Pinus balsamea*—*t. Canadensis*, see *Pinus balsamea*—*t. Chia*, see *Pistacia terebinthus*—*t. Communis*, see *Pinus sylvestris*—*t. Cypria*, see *Pistacia terebinthus*—*t. Empyreumatica*, see *Pinus sylvestris*—*t. Veneta*, see *Pinus larix*—*t. Vera*, see *Pistacia terebinthus*—*t. Vulgaris*, see *Pinus sylvestris*. *t. de Venise*, see *Pinus larix*.

TEREBINTHUS, *Terminus*—*t. Gummi-fera*, *Bursera gummi-fera*—*t. Lentiscus*, *Pistacia lentiscus*—*t. Vulgaris*, *Pistacia terebinthus*.

TEREBRA, Trepan.

TEREBRATIO, Trepanning.

TEREDO OSSIUM, Caries, *Spina ventosa*.

TERES, *Stron'gylus*, *Cylindroi'des*, 'long and round.' An epithet given to many organs, the fibres of which are collected into round fasciculi.

TERES LIG'AMEN'TUM, (F.) *Ligament rond*. This name is given to the round ligament in

the cotyloid cavity of the os innominatum, which is attached to the head of the bone, and to the bottom of the cavity. It is also given to a small fibrous fascia, which extends from the coronoid process of the ulna to below the bicipital tubercle of the radius.

TERES MAJOR, (F.) *Anguli-scapulo-humeral*, *Scapulo-humeral*, (Ch.) *Grand rond*, is situate at the inferior and posterior part of the shoulder. It is attached, on the one hand, to the outer surface of the scapula; to the corresponding part of its axillary margin; and, on the other, to the posterior margin of the bicipital groove of the humerus. It carries the arm backwards and inwards, and carries it also inwards in rotation. When it acts with the *longissimus dorsi* and *pectoralis major*, it applies the arm against the lateral part of the chest, and keeps it forcibly there.

TERES MINOR, (F.) *Le plus petit sus-scapulo-trochitérien*, (Ch.) *Petit rond*, *Margini-sus-scapulo-trochitérien*; *Novus humeri Placentini*, is situate at the posterior and inferior part of the shoulder: it is narrow and flattened, from above to below, in its inner half; and, from before to behind, in the outer. It is attached, on the one part, to the outer surface of the scapula, near its inferior angle; and, on the other, to the inferior part of the great tuberosity of the humerus. It depresses the arm, and causes it to turn on its axis from within outwards. It also carries it backwards.

TERESIS, Observation.

TERETRIUM, Trepan.

TERETRON, Trepan.

TERGEMINI, Trigemini.

TERGUM, Dorsum, Vertebral column.

TERMINALIA, see *Myrobalanus*.

TERMINOLOGY, Nomenclature.

TERMIN'THUS, *Terebinthus*, from *τερενθινος*, 'the turpentine tree.' *Phyma Anthrax* *Terminthus*, *Berry* or *Fungous carbuncle*. The ancients gave this name to a tumour, surmounted by a black pustule, and resembling the fruit of the turpentine tree.

TERMIN'THUS, *Pistacia terebinthus*.

TERMINUS SUPERIOR ASPERÆ ARTERIÆ, Larynx.

TERMS, Menses.

TERRA ABSORBENS MINERALIS, *Magnesiæ carbonas*—*t. Aluminis*, *Argilla pura*—*t. Amara aërata*, *Magnesiæ carbonas*—*t. Amara sulphurica*, *Magnesiæ sulphas*—*t. Bolaris*, *Argilla pura*—*t. Foliata*, *Sulphur*—*t. Foliata mineralis*, *Soda acetata*—*t. Foliata tartari*, *Potassæ acetat*—*t. Fornacium*, see *Bricks*—*t. Fullonica*, *Cimolia purpurescens*—*t. Japonica*, *Catechu*, *Nauclæa gambir*.

TERRA LEM'NIA, *Argilla bolus flava*, *Lemnian Earth*, *Lemp'nias*. A name given by the ancients to a solid, reddish, astringent, substance, prepared with the pulp of the fruit of the Baobab, an African tree, according to Prosper Alpinus. It seems, however, to be an argillaceous earth. It has been employed as an astringent.

TERRA LIVON'ICA. A *Terra sigillata* or sealed earth from Livonia, redder than that from Silesia, and very astringent.

TERRA MERITA, *Curcuma longa*.

TERRA NOCERIANA. A whitish, soft, and astringent earth, found in the environs of Nocera, in Italy.

TERRA ORLEANA, *Pigmentum urucui, Urucui*, (F.) *Rocou, Roucou, Bichet*. A pigmental matter obtained from the seeds of the *Bixa Orleana*. In Jamaica, it is recommended in dysentery, and is considered to possess astringent and stomachic qualities. It is called, according to its shape, *Flag Annotto, Roll or Egg Annotto*.

Spanish Annotto, Bixa, is in small, oblong cakes. It is chiefly employed as a colouring matter.

TERRA OSSEA, *Materia ossea*. Bony matter. The earthy portion of bones.

TERRA PONDEROSA, *Baryta*—t. *Ponderosa muriata, Baryta, muriate of*—t. *Ponderosa salita, Baryta, muriate of*—t. *Saponaria, Cimolia purpureascens*.

TERRA PORTUGALICA, *Barros, Bucaros*. A reddish, astringent, styptic earth, obtained from Portugal.

TERRA SIGILLATA, *Sealed Earth*. A bole or earthy matter, made into little cakes or flat masses, and stamped with certain impressions, as with the head of the Grand Seigneur. To these belong the *Terra Silesiaca, Terra Lemnia, T. Turcica*. See *Bolus alba*.

TERRA SILESIACA, see *Terra sigillata*—t. *Talcosa oxyanthracodes, Magnesia carbonas*—t. *Turcica*, see *Terra sigillata*.

TERRA URINÆ. The earthy deposit in the urine.

TERRA VITRIOLI DULCIS, *Colcothar*.

TERRAPIN, *Emys palustris*.

TERRE BOLLAIRE, *Bolus*—t. *Noix, Buminium bulbocastanum*—t. *Pesante, Baryta*—t. *Sigillée, Bolus alba*.

TERRETTE, *Glecoma hederacea*.

TERTIAN FEVER, *Febris tertiana, Anticus tertianus, Triæus, Tertian Ague*, (F.) *Fievre tierce*. An intermittent, whose paroxysms recur every third day, or every 48 hours. The mildest, and the most pernicious, intermittents belong to this head. As a general rule, it is the most manageable form of ague.

TERTIANARIA, *Scutellaria galericulata*.

TESSARA, *Cuboid*.

TESSELLA, *Tabella*.

TEST, DANIEL'S, see *Docimasia pulmonum*—t. *Hydrostatic*, see *Docimasia pulmonum*—t. *Ploucquet's*, see *Docimasia pulmonum*—t. *Static*, see *Docimasia pulmonum*.

TESTA PRÆPARATA, *Prepared Oyster-shell*. Oyster-shell, freed from extraneous matter, washed with boiling water, reduced to powder, and prepared in the same manner as *Creta præparata*.

TESTA, see *Ostrea*.

TESTACEOUS, from *testa*, 'a shell.' A powder, consisting of burnt shells. These contain carbonate of lime chiefly, and hence the term has been applied to cretaceous substances. See *Creta*.

TESTÆ FORNACEÆ, *Bricks*—t. *Ostreæ*, see *Ostrea*.

TESTES. The *Testicles*. Vulgarly, *the Stones*. A name, also, given to the inferior tubercles of the corpora quadrigemina, to distinguish them from the superior, called *Nates*.

TESTES CEREBRI, see *Quadrigemina corpora*.

TESTICLE, *Testis, T. virilis, Testiculus, Orchis, Pomum amoris, Didymus, Gemini* (pl.); *Gemelli* (pl.); *Ovum*, (F.) *Testicula*, from *testis*, 'a witness,' because the testicles

are evidences of virility. The name of two glandular organs, contained in the scrotum, whose office is to secrete sperm. They are formed of a gray and softish substance, composed of tortuous canals, called *Tubuli seminiferi* vel *Vasa seminalia*, folded on each other, and of extreme fineness; the number of which, according to the estimate of Monro, is 62,500, and the total length 5,208 feet. All these canals, uniting in their course, pass through the corpus Highmorianum, concur in forming the epididymis, and give origin to the vas deferens. The testicles are covered, immediately, by a fibrous membrane, of an opaque white colour, and very tough, called *Tunica Albuginea*, or, simply, *Albuginea, Peritæstis*, of which the corpus Highmorianum is only an enlargement. Over this, again, is the tunica vaginalis, the second envelope of the testis.

TESTICLE, SWELLED, Hernia humoralis.

TESTICONDUS, *Crypsorchis*.

TESTICULE, *Testicle*.

TESTICULUS, *Testicle*—t. *Accessorius, Epididymis*—t. *Caninus, Orchis mascula*.

TESTIS FEMINEUS, *Ovary*—t. *Minor, Prostate*—t. *Muliebrius, Ovary*—t. *Virilis, Testicle*.

TESTUDINATIO CRANII, *Camarosis*.

TESTUDO, *Chelonæ*, (F.) *Tortus*. A genus of reptiles, including the turtle, the flesh of which is much esteemed as an article of diet.

Also, an encysted tumour, which has been supposed to resemble the shell of a turtle; *Emphyæma encystis ganglion*. See *Talpa*.

TESTUDO CEREBRI, *Fornix*—t. *Scapulæ*, see *Scapula*.

TETANIC, *Tetanicum, Convulsivum, Convulsivæ*, from *τετανω*, 'I stretch.' A remedy which acts on the nerves, and, through them, on the muscles, occasioning, in large doses, convulsions. The chief agents of this class are *Nux Vomica, Strychnia, Brucia, Arnica* and *Toxicodendron*.

Also, an epithet for a tonic convulsion.

TETANOMATA, *Tetanothra*.

TETANOTHRA, *Tetanomata, Erugatoria*, from *τετανος*, 'free from wrinkles.' Medicines which remove wrinkles.—*Gorræus*.

TETANUS, from *τετανω*, 'I stretch;' *Spasm with rigidity, Convulsio Indica, Holotonia, Holotonicus, Holotetanus, Tetanus universalis, Rigor nervosus seu nervorum, Extonsis seu Distensio, Entasia Tetanus, Catochus cervinus, Catochus holotonicus*. A disease which consists in a permanent contraction of all the muscles or merely of some, without alternations of relaxation. It is characterized by closure of the jaws; difficulty or impracticability of deglutition; rigidity and immobility of the limbs and trunk, which is sometimes curved forwards (*Emprosthotonos*), sometimes backwards (*Opisthotonos*), and sometimes to one side, (*Pleurothotonos*.) When tetanus is confined to the muscles of the jaws, it is called *Trismus*. It is a most formidable affection. The means of treatment are:—copious and repeated blood-letting; bathing, cold and warm; powerful doses of opium, and other narcotics. In *Travemâtic Tetanus*, or that which supervenes on a wound, every extraneous matter must, of course, be removed from the wound, and soothing applications be made to it.

TETANUS ANTICUS, *Emprosthotonos*—t. *Dolorificus, Cramp*—t. *Dorsalis, Opisthotonos*—t.

Lateralis, Pleurothotonos—t. Maxillæ inferioris, Trismus—t. Posterganeus, Opisthotonos—t. Posticus, Opisthotonos—t. Universalis, see Tetanus.

TETARTÆUS, Quartan.

TETARTOPH'IA, from τεταρος, 'the fourth,' and φημι, 'I arise.' *Quarta'nus remittens*. A quartan, in which the intermission is inordinately short or imperfect.

TÊTE, Caput, Head—t. *de Vœau*, Elephantiasis of the Greeks.

TETRADRACHMON, from τετρας, 'four,' and δραχμη, 'a drachm.' A weight of four drachms or half an ounce.

TETRAGONUS, Platysma myoides.

TETRAMYRON, from τετρας, 'four,' and μύρον, 'an ointment.' An ointment of four ingredients. Galen.

TETRANGURIA, Cucurbita citrullus.

TETRANTHÆRA PICHURIM, *Faba Pichurim*, *F. Pechu'rei*. The seeds of this Brazilian plant have been used in diarrhœa, dysentery, flatulent colic, &c. Dose, ʒij.

TETRAO COTURNIX, *Coturnix*; the Quail. (F.) *Caille*. The quail is an esteemed article of diet. The Greek name is οστρεξ; and the places, called *Ortygia*, are named after it. The excrements of the quail were formerly extolled in epilepsy, and the fat in specks of the eye.

TETRAPHARMACUM, from τετρας, 'four,' and φαρμακον, 'a medicine.' A medicine consisting of four ingredients.

TETRASCÆLUS, from τετρας, 'four,' and σκαλος, 'leg.' A monster having four legs.—Gurtl.

TETROBOLON. The weight of four oboli; or two scruples.—Gorræus.

TETTOROS, Astragalus.

TETTER, Herpes—t. Crusted, Impetigo—t. Honeycomb, Porrigo favosa—t. Humid, Eczema impetigo—t. Milky, Porrigo larvalis—t. Pustular, Impetigo—t. Running, Impetigo—t. Scaly, Psoriasis.

TETTERWORT, Chelidonium majus.

TEUCRIUM CAPITATUM, *Poley-Mountain of Montpellier*, *Polium montanum*, is, generally, substituted for the last. The common *Poley mountain* is the *Teucrium montanum*; and the *Golden Poley-mountain*, the *Teucrium Polium*, *Polion*.

TEUCRIUM CHAMÆDRYS, *Chamædris*, *C. minor repens*, *C. vulgæris*, *Quer'cula minor* seu *Calamandri'na*, *Trissa'go*, *Chamædrops*, *Trixa'go*, *Common Germander*, *Creeping Germander*, *Small Germander*, *English Treacle*, (F.) *Petit chène*, *Germandrée officinale*. Family, Labiata. *See Syst. Didynamia Gymnospermia*. This is possessed of aromatic and bitter properties. The dose of the dried powder is from ʒss to ʒj.

TEUCRIUM CHAMÆPITYS, *Chamæpitys*, *Arthet'ica*, *Arikhetica*, *Aju'ga*, *A. Chamæpitys*, *Abga*, *Chamæmorum*, *Iva arkhri'ica*, *Holoc'ron*, *Io'nia*, *Sideri'tis*, *Common Groundpine*, (F.) *Petite Ivette*. Properties like the last. The tops or leaves have been recommended as aperients and tonics; especially in female obstructions, and in paralytic disorders.

TEUCRIUM CRETICUM, *Poley-mountain of Candy*, *Polium Creticum*. The tops and whole herb enter into the old compounds, *Mithridate* and *Theriaca*. It has a moderately aromatic

smell; and a nauseous, bitter taste, and is placed among the aperients and corroborants.

TEUCRIUM FLAVUM has similar properties to *T. chamædris*.

TEUCRIUM IVA, *Chamæpitys moscha'ta*, *Iva moscha'ta* *Monspeliensium*, *Iva*, *Chamæpitys anthy'llus*, *French Groundpine*, (F.) *Ivette musquée*. It has similar virtues to *T. Chamæpitys*, but is weaker.

TEUCRIUM MARUM, *Marum Syriacum*, *Marum Creticum*, *Majora'na Syriaca*, *Marum verum*, *M. Cortu'si*, *Chamædris inca'na marit'ima*, *Marum germander*, *Syrian herb mastich*, *Cat thyme*, *Orig'anum Syriacum*, (F.) *Marum ou Germandrée Maritime*, *Herbe aux chats*. A very aromatic plant, of a camphorated smell; formerly much used in medicine as a tonic, antispasmodic, emmenagogue, &c.

TEUCRIUM SCORDIUM; *Water Germander*, *Scordium*, *Trissa'go palustris*, *Chamædris palustris*, *Al'ium red'olens*, (F.) *Germandrée Scordone*, *Sauge des bois*, *Germandrée aquatique*. The leaves have a garlicky smell, and bitterish, slightly pungent taste. It has the tonic properties of the other *Teucia*.

TEXTUM INTERLOBULARE, Interlobular tissue.

TEXTURA, Texture—t. Organica, Histos.

TEXTURE, *Textu'ra*, *Textus*, from *texere*, *textum*, 'to weave.' *Tela*, *Hypha*, *Hyphæ*. The particular arrangement of the tissues that constitute an organ.

TEXTUS, Texture, Tissue—t. Cellulosus, Cellular tissue—t. Desmosus, Desmoid tissue—t. Nervorum, Flexus nervorum—t. Organicus, Cellular tissue—t. Papillaris, Corpus papillare—t. Parenchymalis, Cellular tissue.

THÆRIA, Radzyge.

THALAMUS, *Θαλαμος*, (F.) *Couche*; 'a room or chamber; a bed.' The place at which a nerve originates, or has been considered to originate.

THALAMI NERVORUM OPTICORUM seu OPTICI, *Eminent'ia magna cerebri*, *Ganglia cerebri post'ica*, *Crura medullæ oblongatæ*, (of some), *Striat'a corpora super'na posterio'ra*, *Collicu'li nervo'rum optico'rum*, *Optic Thal'ami*, (F.) *Couches des nerfs oculaires*, (Ch.) *Couches des nerfs optiques*, *Couches optiques*. Two rounded and irregular surfaces, which are seen exposed in the lateral ventricles of the brain, and in the third ventricle, the inferior surface of which presents two projections, called *Corpora geniculat'a*, that furnish several filaments to the optic nerves. The name was given from a belief that the optic nerves originate from them. They, however, arise more posteriorly, and adhere merely to the inner margin of those bodies. Gall considers, that the thalami act as ganglions to the nerves; and, hence, he calls them *Grand ganglion cérébral inférieur*. They are also called *Posterior ganglion of the cerebrum*. From the thalami and corpora striata fibres proceed upwards to constitute the convolutions of the brain, and the various bands that connect the different parts of the brain together. The upper and inner parts of the thalami are so closely connected as to form one continued surface, called *Commissu'ra mollis*. The posterior parts turn downwards and outwards; after which they are elongated to form the two white cords, termed *Tractus optici*.

THALAMUS REGALIS, Pericardium.

THALIC'TRON, *Thalictrum*, *T. magnum*, *T. flavum*, *T. flavescens*, Meadow-rue, Poor Man's Rhubarb, *Rhabarbarum pauperum*, (F.) *Pigamon jaunâtre*, Rue des près, Fausse-Rhubarbe, *Rhubarbe des pauvres*. Family, Ranunculaceæ. *Sez. Syst.* Polyandria Polygynia. The root resembles rhubarb in its properties.

THALICTRUM, *Thalictrum*.

THAMARINDUS, *Tamarindus*.

THANASIMUS, Mortal.

THANATODES, Mortal.

THANATOL'OGY, *Thanatolog'ia*, *Thnes-colog'ia*, from *θανατος*, 'death,' and *λογος*, 'a discourse.' A description, or the doctrine, of death.

THANATOS, Death.

THAP'SIA, from the island Thapsus. The *deadly carrot*, *Thapsia asclepias*. Family, Umbelliferæ. *Sez. Syst.* Pentandria Digynia. The root operates violently, both upwards and downwards. It is not used.

THAPSUS BARBATUS, *Verbascum nigrum*.

THARSI, see Tarsus.

THEE, *Thea*—*t. des Apalaches*, *Ilex vomitoria*—*t. de France*, *Salvia*—*t. d'Europe*, *Veronica*—*t. de la Mer du sud*, *Ilex vomitoria*—*t. du Meziqne*, *Chenopodium ambrosioides*—*t. de Simon Pauli*, *Myrica gale*—*t. Suisse*, *Falltranck*.

THEA, *Chaa*, *Tea*, (F.) *Thé*. There are two principal species of tea-plant; the *Thea Bohéa*, and *Thea viridis*; the *black tea*, and the *green*. Family, *Hesperidææ*. *Sez. Syst.* Polyandria Monogynia. In commerce, many kinds of tea are met with. Several of the differences between these appear to result from the age at which the leaves have been collected, and the mode of their desiccation.

Tea-drinking was introduced into Europe about the year 1666; since which time its use has become universal; and, in spite of the assertions of medical terrorists, it is, except in particular idiosyncrasies, entirely harmless.

By an analogical transference, very common in language, the word *Tea* has been used almost synonymously with infusion, as *Beef tea*, *Mint tea*, &c.

THEA GERMANICA, *Veronica*.

THEBÆSIUS, VEINS OF. A name given to supposititious branches of the coronary veins, which Christopher Adam Thebesius, a German anatomist, described as opening into the heart by small depressions observable in the right auricle; and which have been called *Faram'ina Thebesii*. No such veins can be demonstrated. The valve, at the orifice of the coronary vein, in the right ventricle, is called *Valvula Thebesii*; *V. Guiffartiana*, *V. vena magna*.

THECA, Case, Vagina, Sheath—*t. Cerebri*, Cranium—*t. Cordis*, Pericardium—*t. Vertebralis*, see Vertebral canal.

THEION, Sulphur.

THEIOTHERMÆ, Waters, mineral sulphureous.

THELASIS, Lactation.

THELASMUS, Lactation.

THELASTRIA, Nurse.

THELE, Nipple, Papilla.

THELITIS, from *θηλα*, 'the female nipple,' 'the female breast,' and *itis*, denoting inflammation. Inflammation of the nipple.

THELONCUS, Mastoncus.

THELOS, Mamma.

THELYGONIA, from *θηλας*, 'pertaining to the female sex,' and *γονη*, 'generation.' The part taken by the female in the act of generation. Also, nymphomania.

THELYGONUM, Sperm (of the female.)

THELYPTERIS, *Pteris aquilina*.

THENAR, *ἄνεγ*, from *ἔνεω*, 'I strike.' The palm of the hand, or sole of the foot.

THENAR EMINENCE is the projection at the anterior and outer part of the hand, formed by the abductor brevis, opponens, and flexor brevis pollicis.

THENAR MUSCLE. Riolan and Winslow give this name to the fleshy mass, formed of the abductor brevis, opponens pollicis, and the anterior part of the flexor brevis pollicis. In the foot, Winslow gives the name *Thenar muscle* to the abductor and flexor brevis pollicis pedis.

THENAR, Flexor brevis pollicis manus, Palm.

THEOMANIA, Demonomania.

THEOPLEGIA, Apoplexy.

THEOPLEXIA, Apoplexy.

THEORETICAL, *Theoreticus*, *Theoricus*, from *θεωρεω*, 'I contemplate.' (F.) *Théorétique*, *Théorique*. That which is confined to theory, or is connected with it. An epithet also applied to a sect of physicians, who founded their doctrine chiefly on reasoning.

THEORIA, Theory.

THÉORIQUE, Theoretical.

THEORY, *Theoria*, from *θεωρεω*, 'I contemplate.' The speculative part of a science. The connexion established in the mind between a general fact, or the least possible number of general facts, and all the particular facts dependent thereon: for example,—the motions of the heavenly bodies, and the most important natural phenomena are connected with a single fact, previously known by observation; viz. that the force of gravity acts inversely according to the square of the distance. This constitutes the theory of universal gravitation. *Theory* must not be confounded with *system*. *Theory* regards nature as it is, and is a rigid deduction from facts. *System* is too often the creature of the imagination, to which nature is made to bend.

THEORY OF MEDICINE, *Institutes of Medicine*, *Theoretical Medicine*, is that part of the science which attempts philosophically to account for the various phenomena that present themselves during health as well as in disease. It is the philosophy of Medicine. The *Institutes of Medicine* are generally considered to comprise Physiology and its applications to Pathology, Hygiene, and Therapeutics. By some it is considered to include General Pathology and General Therapeutics.

THEOTHERMÆ, Waters, mineral sulphureous.

THERAPEIA, Curation, Therapeutics.

THERAPEUSIS, Therapeutics.

THERAPEUTA, Therapist.

THERAPEUTICE, Therapeutics.

THERAPEUTICS, *Therapeutici*, *Therapeut'ia*, *Therapœsis*, *Iatrotechnicé*, *Practice of Physic*, *Therap'ia*, *Therap'ia*, *Curatoria Meth'adus*, *Methôdus Menden'di*, from *θεραπεωω*, 'I wait upon, I alleviate, I attend upon the sick.' (F.) *Thérapeutique*. That part of medicine, the object of which is the treatment of disease. With others, the department which

comprises an explanation of the *modus operandi* of medicines.

THÉRAPEUTIQUE, Therapeutics.

THERAPEUTIST, Therapeut'ia. Same etymen. One who practises therapeutics. A practitioner of medicine. To be a good therapeutist, a man must be well versed in every department of medicine, and be capable of observing and reasoning well. He may be a good *observer*, and yet a bad *reasoner*. He cannot practise well unless he is both. Hence, the comparatively small number of good therapeutists.

THERAPIA, Therapeutics.

THERIA, Radzyge.

THERIAC OF ANTIPATER, Antipatri theriaca.

THERIACA, Θηρίακα, from Θηρ, 'a ferocious or venomous animal,' and αἰετομαί, 'I cure.' Treacle, (F.) Thériaque. Also, a medicine, believed to be capable of curing, or preventing the effects of the bite of a venomous animal. In this sense it is chiefly used by writers.

THERIACA ANDROMACHI, Venice Treacle, is an ancient *alecipharmacic electuary*; consisting of a farrago of 61 different ingredients, which possessed the most opposite properties. It was invented by Andromachus of Crete, and prepared by order of Nero. It has received various modifications; and, to the discredit of the *Faculté de Médecine* of Paris, has held its place in their Codex, with even an additional number of ingredients. The *Electuarium Opiumum polypharmacum* of the Codex has contained *acid ingredients*, 5; *astringent*, 5; *bitter*, 22; *indigenous aromatics*, 10; *umbelliferous aromatics*, 7; *balsams and resinous substances*, 8; *fetid ingredients*, 6; *narcotics*, 1; *earthy substances*, 1; *gummy or amyloaceous*, 4; *saccharine*, 3; total 72! and one of these the *flesh of the viper!* A little more than a grain of opium is contained in each drachm of the compound.

THERIACA CELESTIS, Tinctura opii—t. Communis, Melasses—t. Edinensis, Confectio opii.

THERIACA GERMANORUM. An extract or rob, prepared from juniper berries. Used as a stomachic.

THERIACA LONDINENSIS, Cataplasma Cymini. A cataplasm of *cumin seed, bay berries, germander, snake-root, cloves, honey,* and sometimes *opium, or syrup of poppies.*

THERIACA RUSTICORUM, Allium.

THÉRIAQUE, Theriaca.

THERIATRICA, Veterinary art.

THERIODES, Ferine.

THERIOMA, Therion, from Θηρ, 'a venomous animal.' An extremely malignant ulcer. Sometimes confined to ulcers of the lungs.

THERION, Therioma.

THERIOTOMY, Zootomy.

THERMA, Heat—t. Emphytum, Animal heat.

THERMÆ, Θερμαί, Ther'mata. Warm baths or springs. See *Waters (mineral.)*

THERMÆ FABARIÆ, Pfeffers, Mineral Waters of—t. Piperinæ, Pfeffers, Mineral Waters of—t. Plumbariæ, Plombières, Mineral Waters of.

THERMASMA, Fomentation.

THERMATA, Thermæ.

THERMANTICA, Calefacients.

THERMUM EMPHYTUM, Animal heat, Biolychnium.

THESIS, thesis, from τίθημι, 'to place.' 'A position or proposition.' Disputatio, Inaugural Dissertation. The name usually given to the essay composed by a candidate for graduation in medicine, which he is at times required to defend publicly. Often, however, it is a mere form giving useless labour and trouble to the student, inasmuch as it is executed as a task, and never afterwards regarded by the preceptor or by others. Sandifort, Haller, Smellie, and Stoll, have published collections of these.

Also, a suffix denoting 'arrangement;' hence *Diathesis*.

THEVE'TIA A'HOUI, Ahouai. The kernels of the nut of this Brazilian tree are said to be a violent poison. At the Antilles, its nuts are called *Noix de Serpent*; and they are used against the bites of serpents.

THIGH, Sax. zēoh, Femur, Femora, Crus, Merus, Mé'rium, (F.) Cuisse. The part of the lower limb which extends from the pelvis to the leg. The thigh is larger at its superior than inferior part, and has the form of an inverted and truncated cone, slightly depressed from within outwards. *Above*, it is bounded, *anteriorly*, by the groin; *externally*, by the hip; *behind*, by the fold of the nates; and *within*, by the perineal region. *Below*, it is bounded, *anteriorly*, by the prominence of the knee; *posteriorly*, by the ham. It is formed of a considerable number of muscles, blood-vessels, lymphatics, nerves, &c.; and is covered by a strong aponeurosis.

THIGHBONE, Femur—t. Neck of the, Colulum femoris.

THION, Sulphur.

THIRST, Sax. þýrre, (D.) Dorst, Stitis, Dipsa, Potio'nis desiderium, (F.) Soif. A simple desire or an absolute want for liquids. Physiologists are not entirely agreed regarding the seat of thirst; some place it in the fauces; others in the stomach. Its immediate cause is not known. It has been attributed to a dry condition of the nervous papillæ of the pharynx, produced by suppression of the salivary and mucous secretions. This is probably true; but, again, it is owing to the wants of the system,—a supply of fluid being required to compensate the numerous losses that are constantly taking place. Thirst is an *internal sensation*,—an *instinctive want*,—arising from organization, and inexplicable. It is an urgent symptom in many diseases, particularly in those of vascular excitement.

THIRST, EXCESSIVE, Polydipsia—t. Morbid, Dipsosis.

THIRSTY, Dipsodes.

THISTLE, BLESSED, Centaurea benedicta—t. Cotton, Onopordium acanthium—t. Globe, Echinops—t. Holy, Centaurea benedicta—t. Ladies', Carduus Marianus—t. Milk, common, Carduus Marianus—t. Pine, Atractylus gummifera—t. Sow, Sonchus oleraceus—t. Star, Centaurea calcitrapa—t. Yellow, Argemone Mexicana.

THLADIAS, Eunuch.

THLASIAS, Eunuch.

THLASIS, Contusion—t. Depressio, Depression.

THLASMA, Contusion—t. Concussio, Concussion—t. Stremma, Sprain.

THLASPI, Pennycress. Family, Cruciferæ.

Sex. Syst. Tetradynamia Siliculosa. Two species of thlaspi are directed, in some pharmacopœias, for medical use;—the *Thlaspi arven'se* or *Treacle mustard*, and the *Thlaspi campestre* or *Mith'ridate mustard*. The pharmaceutical properties of both kinds resemble those of common mustard.

THLIBIAS, Eunuch.

THLIPSENCAPHALUS, from *θληψις*, 'compression,' and *εγκεφαλος*, 'the encephalon.' A monster in whom the skull is open, not merely in the frontal and parietal, but also in the occipital regions,—a distinct fontanelle not existing.

THLIP'SIS, *θληψις*, *Compressio*. Compression, and especially constriction of vessels by an external cause. Oppression.

THNESCOLOGIA, Thanatology.

THOLUS, Achicolum—t. Dioclesus, Scapha.

THORACENTE'SIS, *Paracente'sis Thoracica*, from *θωραξ*, 'the thorax,' and *κέντησις*, 'perforation.' Tapping the thorax. Perforation of the thorax.

THORACHIQUE, Thoracic.

THORAC'IC, *Thorac'icus*, from *thorax*, 'the chest;' (F.) *Thoracique* ou *Thorachique*. That which relates or belongs to the chest; as *Thoracic vis'cera*, &c.

THORACIC INFERIOR ARTERY, *Arte'ria Thorac'ica Exter'na Inferior vel Longa*, *A. mamma'ria externa*, *A. thoracica inferior*, (F.) *Deuxième des Thoraciques* (Ch.) arises from the axillary, a little below the preceding, and descends vertically over the lateral part of the thorax, and the serratus major anticus. It afterwards bends inwards; becomes subcutaneous, and divides into several branches, which embrace the breast. It gives numerous ramifications to the pectoralis major, serratus anticus, intercostals, ganglions of the axilla, mamma, &c.

THORACIC SUPERIOR ARTERY, *Arte'ria Thoracica Exter'na Superior*, (F.) *A. thoracica supérieure*, *Première des Thoraciques* (Ch.) arises from the axillary artery or from the acromial; and descends forwards between the pectoralis major and P. minor, to which it distributes itself by a great number of branches. In some subjects, there are two or three *Arteria thoracica externæ superiores*.

THORACIC DUCT, *Ductus thorac'icus seu chy'lifer seu chyli seu lacteus seu ro'riser seu Pecqueti* seu *Pecquetianus*, *Vena alba thorac'ica*, *Alveus ampulles'cens*, *Distributo'ria lactea thoracica*, *Ductus thoracicus posterior seu vertebralis*, *Galax'ia*, *Duct of Pecquet*, *Alimentary Duct*, (F.) *Canal ou Conduit Thoracique*, is the duct in which the lymphatics of the lower limbs, abdomen, left superior extremity, left side of the head, neck, and thorax terminate. It begins at the *receptaculum chyli*, which is formed by the union of five or six large lymphatic trunks,—themselves formed from the union of all the absorbent plexuses of the abdomen. The duct ascends into the chest through the pillars of the diaphragm, and by the side of the aorta and vena azygos. It contracts in dimension, as far as the 6th dorsal vertebra, when it inclines towards the left hand; ascends behind the arch of the aorta; passes behind the left internal jugular vein, and opens at the posterior part of the subclavian vein of the same side. Its embouchure is furnished with two valves, which prevent the blood from passing from the vein into the duct.

THORACIC LIMBS are the upper limbs;—so called because they are articulated with the lateral and upper parts of the chest.

THORACIC, LONG or INFERIOR, Mammary inferior external artery.

THORACIC REGIONS are the different regions of the chest. Thus we say, *anterior*, *lateral*, and *superior thoracic*, &c.

THORACICA, Pectorals.

THORACICS, FIRST OF THE, Mammary superior external artery.

THORACIQUE, Thoracic.

THORACOCENTE'SIS, from *θωραξ*, 'the chest,' and *κέντησις*, 'puncture.' *Paracente'sis thorac'ica*. Puncture of the chest to evacuate contained fluid—as in empyema.

THORACOCYSTIS, Thoracystis.

THORACO-GASTRODIDYMUS, *Did'y-mus sym'pho-thoracogastrius*, *Xyphodid'y-mus*: from *θωραξ*, 'the chest,' *γαστήρ*, 'the belly,' and *δίδυμος*, 'a twin.' A monstrosity in which twins are united by the chest and abdomen.—Gurlt.

THORACO-FACIAL, *Platysma myoides*—t. *Maxillo-facial*, *Platysma myoides*.

THORACODIDYMUS, from *θωραξ*, 'the chest,' and *δίδυμος*, 'a twin.' A monstrosity in which twins are united by the thorax.—Gurlt.

THORACODYNE, Pleurodynia.

THORACOPATHIA, from *θωραξ*, 'the chest,' and *πάθος*, 'disease.' Disease or suffering in the chest.

THORACOSCOPIA, see Auscultation.

THORACOSCOPIUM, Stethoscope.

THORACYST'IS, from *θωραξ*, 'the chest,' and *κύστις*, 'a bladder.' Encysted dropsy of the chest. Hydatids in the chest.

THORAX, *θώραξ*, 'a cuirass, a coat of mail.' *Cith'arus*, *Mé'dius venter*, *Pectus*, *Stethus*, *Scutum pectoris*, the *Breast*, the *Chest*, *Bir*, *Chelys*, *Cassa*, (F.) *Poitrine*. One of the splanchnic cavities; bounded, posteriorly, by the vertebrae; laterally, by the ribs and scapula; anteriorly, by the sternum; above, by the clavicle; and below, by the diaphragm. It is destined to lodge and protect the chief organs of respiration and circulation:—the lungs and the heart.

THORAX, Corset.

THORE, Sperm.

THORN APPLE, *Datura stramonium*—t. *Red*, *Datura Sanguinea*.

THOROUGHSTEM, *Eupatorium perfoliatum*.

THOROUGHWAX, *Eupatorium perfoliatum*.

THOROUGHWORT, *Eupatorium perfoliatum*.

THOROW-WAX, *Bupleurum rotundifolium*.

THORULUS STRAMINEUS, *Fanon*.

THREADWORM, LONG, *Trichocephalus*.

THREPSIS, Assimilation, Nutrition.

THREPSOL'OGY, *Threpsolog'ia*, from *θρεψις*, 'nutrition,' and *λογος*, 'a description.' The doctrine of, or a treatise on, the nutrition of organized bodies.

THREPTICE, Assimilation.

THRIDACE, Lactucarium.

THRIDAX, Lactuce.

THRIFT, LAVENDER, *Statice limonium*—t. *American*, *Statice Caroliniana*—t. *Sea-side*, *Statice Caroliniana*.

THRIX, Capillus, Hair.

THROAT, ὄρον, ὄρον, *Jugulum*, *Intertitium Jugularē*, *Guttur*, *Sphagē*. The anterior part of the neck. (F.) *Gorge*. Also, the *Fauces*, (F.) *Gosier*.

THROATROOT, *Geum Virginianum*, *Liatris*.

THROATWORT, *Campanula trachelium*.

THROBBING, *Pulsativus*, *Sphygmicus*, *Sphygmodes*, *Pulsatory*. *A throbbing pain*, (F.) *Douleur pulsative*, is a kind of pain which is, or seems to be, augmented by the pulsation of arteries.

THROMBOCYS'TIS, from θρομβος, 'a clot,' and κυστις, 'a cyst.' The cyst occasionally surrounding a clot of blood—as in encephalic hemorrhage.

THROMBOSIS, Coagulation, Thrombus.

THROMBUS, θρομβος, 'a clot,' from τρεφειν, 'to coagulate,' *Thrombosis*, *Trumbus*, *Hæmato'ma*. A small, hard, round, bluish tumour; formed by an effusion of blood in the vicinity of a vein which has been opened in the operation of blood-letting. The thrombus is most commonly owing to the opening in the vein and that of the skin not corresponding; to excessive smallness of the cutaneous orifice; or to small, fatty granules, which prevent the discharge of the blood. Compresses, dipped in salt water; camphorated spirit, and slight compression usually disperse it. See *Blood*.

THROWWORT, *Leonurus cardiaca*.

THRUSH, *Aphthæ*—t. *White*, *Aphthæ*—t. *Milk*, *Aphthæ*.

THRYPsis, Comminution.

THUJA OCCIDENTALIS, *Thuya occidentalis*.

THUREA, *Juniperus lycia*—t. *Virga*, *Juniperus lycia*.

THUS, see *Pinus abies*—t. *Fœmininum*, see *Pinus abies*—t. *Judæorum*, *Croton cascarilla*—t. *Judæorum*, *Styrax*—t. *Judæorum*, *Thymia'ma*—t. *Libanotos*, *Juniperus lycia*—t. *Masculum*, *Juniperus lycia*—t. *Verum*, *Juniperus lycia*—t. *Vulgare*, see *Pinus abies*.

THUYA APHYLLA, see *Sandarac*.

THUYA seu THUJA OCCIDENTALIS, *Arbor Vitæ*, *Tree of life*. *Nat. Family*, *Coniferae*. The leaves and wood were formerly in high repute as resolvents, sudorifics, and expectorants, and were given in phthical affections, intermittent fevers, and dropsies. The expressed juice has been applied to condylomata. The arrangement of the medullary matter of the cerebellum, termed *Arbor Vitæ*, is also called *Thuya*.

THYLACIÏTIS, *Gutta rosea*.

THYM, *Thymus*.

THYMA, *Thymion*.

THYMALOS, *Taxus baccata*.

THYMASTHMA, *Asthma thymicum*.

THYMBRA, *Satureia hortensis*—t. *Hispanica*, *Thymus mastichina*.

THYME, CAT, *Teucrium Marum*—t. *Common*, *Thymus*—t. *Lemon*, see *Thymus serpyllum*—t. *Mother of*, *Thymus serpyllum*—t. *Wild*, *Thymus serpyllum*.

THYMELEÆA, *Daphne gnidium*.

THYMELECO'SIS, from θυμος, 'thymus,' and ἡλκος, 'an ulcer.' Ulceration of the thymus gland.

THYMI'AMA, θυμιαμα, 'a perfume;' *Muskwood*, *Thus Judæorum*, (F.) *Narcophis*. A bark from Syria, Cilicia, &c., supposed to be

the product of the liquid storax tree. It has an agreeable, balsamic smell; approaching that of liquid storax.

THYMIAMA, *Fumigation*, *Suffimentum*.

THYMIASIOTECHNIA, *Thymiatechny*.

THYMIASIS, *Fumigation*.

THYMIATECH'NY, *Thymiatech'nia*, *Thymiasiotech'nia Cura fumigato'ria*, from θυμιαμα, 'an odour,' and τεχνη, 'art.' The art of employing perfumes in medicine.

THYMI'ON, *Thyma*, *Thymus*, *Porrum*, *Porrus*, *Verruca rhago'idæa*, *Verruca minor*, from θυμος, 'thyme.' A small wart on the skin, resembling a bud of thyme.

THYMIOSIS, *Frambesia*—t. *Indica*, *Frambesia*.

THYMI'TES. Wine impregnated with thyme.

THYMI'TIS, from θυμος, 'thymus,' and itis, denoting inflammation. Inflammation of the thymus gland.

THYMOPATHI'A, *Psychopathi'a*, from θυμος, 'the mind,' and παθος, 'affection.' A disease of the mind.

THYMOS, *Rage*.

THYMOXAL'ME, from θυμος, 'thyme,' οξυς, 'acid,' and αλς, 'salt.' A compound of thyme, vinegar, and salt.

THYMUS, θυμος, *Glandula Thymus*, *Corpus Thymiamum* seu *Thymicum*, *Glandium*, *Thymus gland*. An organ, the uses of which are totally unknown, and which is seated in the upper separation of the anterior mediastinum. The thymus has the appearance of a glandular body. It is oblong; bilobate; soft, and very variable in size and colour. In the fetus, it is very large, and contains a milky fluid; but it gradually disappears, and in old age is scarcely discernible. The arteries, called *thymicæ*, are from the inferior thyroid; internal mammary, bronchial, and mediastinal. The veins have the same arrangement. It receives some nervous filaments from the pneumogastric nerves, the phrenic, and the inferior cervical ganglia.

THYMUS, *T. vulgæ'ris*, *Common Thyme*, (F.) *Thym*, *T. Ordinaire*. *Family*, *Labiatae*. *Sex. Syst.* *Didymia Gymnosperma*. This herb has an agreeable, aromatic smell; and a warm, pungent taste. It is reputed to be resolvent, emmenagogue, tonic, and stomachic. It is not much used.

THYMUS, *Satureia capitata*, *Thymion*—t. *Creticus*, *Satureia capitata*.

THYMUS MASTICH'INA, *Common herb*, *Mastich*, *Marum vulgæ're*, *Samp'suchus*, *Clinopodia*, *Mastich'ina Gallo'rum*, *Thymbra Hispan'ica*, *Jaca Indica*. A low, shrubby, Spanish plant, used as an errhine. It has a smell like mastich. Its virtues resemble those of the *Marum Syriacum*; but it is said to be less powerful.

THYMUS SERPYLLUM, *Mother of Thyme*, *Wild Thyme*, *Her'pylos*, *Herpyl'los*, *Serpyllum*, *Serpulum*, *Serpillum*, *Gilarum*, *Serpyllum vulgæ're minus*, (F.) *Serpolet*. This plant has the same sensible properties as the garden thyme; but has a milder, and rather more grateful flavour. *Lemon Thyme*, the *Serpyllum citratum*, is merely a variety of the *Thymus Serpyllum*. It is very pungent; and has a particularly grateful odour, approaching that of lemons.

THYMUS SYLVESTRIS, *Satureia capitata*.

THYRA, *θυρα*, 'a gate, folding-door.' In composition, *Thyreo* and *Thyro*, *θυρεος*, 'a shield resembling a folding-door,' mean the thyroid cartilage.

THYREMPHRAXIS, Bronchocele.

THYREO, *Thyro*, in composition, relate to the thyroid cartilage or gland.

THYREOADENITIS, Thyreoiditis.

THYREO-ARYTENOÏD, *Thyro-arytenoïdeus*, or *Thyro-arytenoïdes*. That which relates to the thyroid and arytenoid cartilages.

THYREO-ARYTENOÏD LIGAMENTS, *Inferior Ligaments of the Larynx*, *Lips of the Glottis*, *Vocal Cords*, are two ligaments about two lines broad, formed of elastic and parallel fibres, which are contained in a duplicature of the mucous membrane of the larynx. They extend horizontally from the anterior projection at the base of each arytenoid cartilage to the middle of the angle of union of the thyroid cartilage. They are the essential organs of voice. See Glottis.

THYREO-ARYTENOÏD MUSCLES, THYREO-ARYTENOÏDEI, are thin muscles, which arise from the middle and inferior part of the posterior surface of the thyroid cartilage: whence they proceed backwards and outwards, to be inserted into the outer part of the base of the arytenoid cartilage. They give the necessary tension to the ligaments of the glottis, in the production of the voice. Santorini has given the name *Thyreo-arytenoïdeus obliquus* to a portion of the arytenoïdeus muscle.

THYREO-EPIGLOTTIC, *Thyreo-epiglotticus*, *Thyrepi-glotticus*. Sabatier and Santorini have given this name to the outer portion of the thyro-arytenoid muscle; because it passes from the thyroid cartilage to the anterior part of the epiglottis.

THYREO-HYOÏD, *Thyro-hyoïdeus*, *Thyro-hyoïdes*, *Hyoïdeothyreoïdes*. That which belongs or relates to the thyroid cartilage and os hyoides.

THYREO-HYOÏD or HYO-THYROID MEMBRANE is a very broad, yellowish, fibrous membrane, thicker at the middle than at the extremities, which is attached above to the posterior surface of the body and great cornu of the os hyoides; and, below, to the whole superior edge of the thyroid cartilage.

THYREO-HYOÏDEUS or *Hyo-thyreoïdeus* Muscle is situate at the anterior and superior part of the neck. It is attached to the oblique line on the anterior surface of the thyroid cartilage; to the inferior edge of the body of the os hyoides, and to the anterior portion of its great cornu. It approximates the thyroid cartilage and os hyoides to each other, by raising the cartilage, and with it the whole larynx: or, it can depress the os hyoides.

THYREO-PHARYNGEUS, *Thyro-Pharyngeus*.

THYROID, Thyroid.

THYROIDEUS, Thyroïdeal.

THYREOITIS, *Thyreoidenitis*, *Angina thyroïdeæ*, from *θυρεος*, 'a shield,' and *itis*, denoting inflammation. Inflammation of the thyroid gland.

THYREONCUS, Bronchocele.

THYREOPHRAXIA, Bronchocele.

THYREPIGLOTTICUS, *Thyreëpi-glotticus*.

THYRO, see Thyreo.

THYRO-ARYTENOÏD, *Thyreo-arytenoid*.

THYRO-CRICO-PHARYNGEUS, see Crico-pharyngeal.

THYRO-HYOÏDEUS, *Thyreo-hyoïd*.

THYRO-PHARYNGEUS, *Thyreo-pharyngeus*. Valsalva, Morgagni, Santorini, and Winslow have given this name to the portion of the constrictor pharyngis inferior, which is attached to the thyroid cartilage.

THYRO-PHARYNGEUS, Constrictor pharyngis, see Crico-pharyngeal.

THYRO-PHARYNGO-STAPHYLINUS, Palato-pharyngeus.

THYROCELE, Bronchocele.

THYROID, *Thyroïd*, *Thyroïdes*, from *θυρα*, 'a gate or folding-door,' or from *θυρεος*, 'a shield,' and *ειδος*, 'form.' That which has the shape of a folding-door.

THYROID CARTILAGE, *Cartilago Scutiformis*, *C. Scutalis*, *C. Clypealis*, *Coëpatorium*, *C. Pelta'lis seu pelta'tus*, *Scutum*, *Adami Morisus Os*, is the largest of the cartilages of the larynx, at the anterior part of which it is situate. It is larger transversely than vertically; broader above than below; and seems formed by the junction of the two quadrilateral plates, which produce, by their union, an angle that projects forwards. Its two posterior margins terminate above, and on each side, by an ensiform prolongation, called the *greater cornu of the thyroid cartilage*; and, below, by a less prominent eminence, the *lesser cornu*, which is articulated with the cricoid.

THYROID GLAND, *Corpus Thyroïdeum*, *Glandula Thyroïdeæ*, (F.) *Gland* ou *Corps Thyroïde*, is an organ, the uses of which are not known. It covers the anterior and inferior part of the larynx, as well as the first rings of the trachea, and seems to be composed of two lobes, flattened from before to behind, which are united by a transverse prolongation of the same nature as themselves, called the *Isthmus of the Thyroid Gland*. The tissue of the thyroid is soft, spongy, and of a brownish colour; but its intimate structure is unknown. It is formed of several distinct lobules; collected in lobes of greater or less size. These are composed of granulations, some of which contain a yellowish or milky fluid. The thyroid gland receives four large arteries, called *Thyroïdeæ*, as well as corresponding veins. Its nerves proceed from the pneumogastric, and from the cervical ganglia. No excretory duct has ever been found in it. Its uses are not known.

THYROÏDEAL, *Thyroïdeus*, *Thyroïdeus*, (F.) *Thyroïdien*. That which concerns the thyroid gland or cartilage.

THYROÏDEAL ARTERIES are two on each side. 1. The *superior Thyroïdeæ*, *superior laryngeal*, *superior guttural*, arises from the anterior part of the external carotid, and proceeds to the upper part of the thyroid gland, after having given off a *laryngeal branch* and a *crico-thyroid*. 2. The *inferior Thyroïdeæ*, *inferior guttural*, much larger than the last, arises from the upper part of the subclavian. It passes in a serpentine manner, to the inferior part of the thyroid gland, to which it is distributed, after having given a number of branches to the neighbouring parts, among which is the *cervicalis ascendens*.

THYROÏDEAL VEINS are, 1. A *superior thyroïdeæ*, and several *middle thyroïdeæ*, which open into the internal jugular vein. 2. An in-

ferior thyroideal, much larger than the preceding, whose branches form—by anastomosing with those of the opposite side, in front of the trachea—a very remarkable venous plexus, which J. Cloquet calls the *infra-thyroideal plexus*. The inferior thyroideal veins open,—the left into the corresponding subclavian;—the right, into the vena cava superior.

THYROIDIEN, Thyroideal.

THYROPHRAXIA, Bronchocele.

THYRSUS, Penis.

TIBI-PÉRONÉO-TARSIEN, Peronæus longus.

TIBIA. A Latin word, which signifies a flute or pipe. *Cnemē, Procne'mē, Procne'mium, Focilē majus, Arun'do major, Canna major, Canna major seu domestica cruris*. The largest bone of the leg. A long irregular, and triangular bone, situate on the inner side of the fibula. It has, 1. A *Superior or femoral extremity*, which is very large, rounded, and has two eminences at the sides, called *Tuberosities of the Tibia*, or *Tibial tuberosities*. The outermost is articulated with the fibula. On its head are two articular, oval, concave surfaces, separated by a process, called *Spine of the tibia*, which are articulated with the condyles of the *Os femoris*. 2. An *inferior or tarsal extremity*, having an articular surface beneath, which joins the astragalus; within, a triangular eminence, which forms the malleolus internus; and, on the outside, a triangular surface, which articulates with the fibula. 3. The body or shaft of the tibia has three faces, separated by three angles, the anterior of which is the most prominent, and is called the *spine or crista of the tibia or tibial spine*. It is the *shin*. The tibia is articulated with the femur, fibula, and astragalus. It is developed by three points of ossification, one for the body, and one for each extremity.

TIBIA MINIMA, Fibula.

TIBIÆUS, Tibial.

TIBIAL, *Tibialis, Tibiæus*, (F.) *Tibial, Jambier*. That which relates to the tibia or to the leg.

TIBIAL APONEURO'SIS, (F.) *Aponévrose Jambière*, surrounds the muscles of the leg. It is continuous, above, with the femoral aponeurosis, and arises, also, from the head of the fibula, and from several fibrous expansions which detach themselves from the tendons of the triceps, sartorius, gracilis, and semitendinosus. Thence it descends around the leg, attaching itself to the whole extent of the anterior and inner edges of the tibia. It sends, below, an expansion, which passes before the tendo Achillis, and is continuous with the anterior annular ligament of the tarsus. It is attached, also, to the sheath of the peronei muscles.

TIBIAL ARTERIES are two in number. 1. The *Tibialis Antica*, which arises from the popliteal artery, before its bifurcation; passes immediately through the opening in the upper part of the interosseous ligament, and reaches the anterior part of the leg; when it turns downwards, and descends, obliquely, between the extensor communis digitorum pedis and the tibialis anticus, anterior to the interosseous ligament; glides under the anterior annular ligament of the tarsus, and takes the name *Dorsalis tarsi*. Amongst the numerous branches, given off by the tibialis antica, may be distinguished—the *Tibialis recurrens*, *A. malleolaris interna*, and

A. malleolaris externa. 2. The *Tibialis postica*, arises from the bifurcation of the popliteal artery; and, slightly tortuous, descends between the two planes of the posterior muscles of the leg; until it arrives under the arch of the calcaneum, where it divides into two branches—the *Plantar arteries*.

TIBIAL NERVES are two in number. 1. The *anterior tibial nerve, Prétibio-susplantaire*, (Ch.) One of the two branches in which the external popliteal terminates. It accompanies the *arteria tibialis antica*. 2. The *posterior tibial nerve, Branche tibiale du nerf fémoro-poplitée*, (Ch.) is the *internal popliteal*.

TIBIAL VEINS, ANTERIOR AND POSTERIOR, have the same arrangement as the arteries which they accompany.

TIBIALIS ANTI-CUS, *Catœnæ musculus*, (F.) *Tibio-sus-métatarsien, Tibio-sustarsien*, (Ch.) *Jambier antérieur*. A muscle situate at the anterior part of the leg. Above, it has the shape of a triangular prism; below, it is slender and tendinous. It is attached, above, to the anterior part of the external tuberosity of the tibia; to the superior half of the outer surface of that bone; and to the anterior surface of the interosseous ligament. Below, its tendon terminates at the base of the first cuneiform bone, and at the posterior extremity of the first metatarsal bone. This muscle bends the foot on the leg, and directs its point inwards, at the same time that it raises its inner edge. It can, also, bend the leg on the foot, and prevent it from falling backwards in standing.

TIBIALIS GRACILIS, Plantar muscle.

TIBIALIS POSTICUS, (F.) *Tibio-tarsien, Tibio-sous-tarsien*, (Ch.) *Jambier postérieur*. This muscle is situate at the posterior and deep part of the leg. It is thicker above than below; and is attached, above, to the posterior surface of the fibula; to the posterior surface of the tibia, and to the interosseous ligament. Its tendon terminates, below, at the tuberosity on the inferior extremity of the os scaphoides. This muscle extends the foot on the leg; at the same time raising its inner edge. It, likewise, extends the leg on the foot.

TIBIO-CALCANIEN, Soleus—*t. Phalangettien, Flexor longus digitorum pedis profundus perforans*—*t. Sous-tarsien, Tibialis posticus*—*t. Sus-métatarsien, Tibialis anticus*—*t. Sustarsien, Tibialis anticus*.

TIBIO-TARSAL, *Tibio-tarsus*, (F.) *Tibio-tarsienne*. What relates to the tibia and tarsus.

TIBIO-TARSAL ARTICULATION is the articulation of the foot with the leg. It is formed by the tibia and the astragalus; and is strengthened by lateral, and by anterior and posterior ligaments.

TIBIO-TARSIEN, Tibialis posticus.

TIC, *Twitching*. A local and habitual convulsive motion of certain muscles; and, especially, of some of those of the face. It is, sometimes, called in France *Tic convulsif* ou *Tic non douloureux*; to distinguish it from *Tic douloureux* or *neuralgia faciei*, and has been termed a *partial chorea* or form of *chronic chorea, Spasmus facialis, Chore'a faciei*.

TIC DOULEUREUX, Neuralgia, facial—*t. non douloureux*, see TIC.

TICKLE WEED, Veratrum viride.

TICKLING, (F.) *Chatonillement*. This word, sometimes, means the action of tickling

(*titilla'tio*;) at others, the sensation produced by this action (*pruritus*.) A vivid sensation, which commonly causes laughter, and a state of general spasm that may be dangerous if too long protracted. There are some parts of the body, where we are easier tickled than others; for example, the sole of the feet, and the hypochondriac regions.

TICKWEED, Hedecoma.

TIERCE, see Tertian.

TIGE PITUITAIRE, Infundibulum of the brain—*t. Sus-sphénoïdale*, Infundibulum of the brain.

TIGILLUM, Crucible.

TIGLIA seu TIGLII GRANA, see Croton Tigium.

TIGRETIER, see Mania, dancing.

TIGULA, Saccharum.

TIKIMMA, *Cacocia coccinea*.

TILBURY, MINERAL WATERS OF. A saline chalybeate at West Tilbury, in Essex, England. It is not much frequented.

TILIA, *T. Europæa*, *Phil'gra*. The Lime tree or Linden tree, Basswood, Whitewood, Spoonwood, (F.) *Tilleul*. Family, Tiliacæ. The flowers have been supposed to possess anodyne and antispasmodic virtues.

TILLEUL, Tilia.

TILLICHERRY CORTEX, *Nerium* antidysericum.

TILMA, Linteum.

TILMOS, Evulsion.

TILMUS, Carphologia.

TIMAC. The name of an East India root, but of what vegetable is not clear. It is said to possess diuretic properties; and hence has been given in dropsies.

TIMIDUS, Rectus inferior oculi.

TIN, (D.) Ten. *Stannum*, *Cassiteros*, *Cattiveros*, *Stangos*, *Jupiter*, *Stupia*, *Laos*, *Plumbum album* seu *candidum*, *Plumbum candidum*, (F.) *Étain*. A solid metal; of a peculiar odour when rubbed; insipid; colour whitish; s. g. 7.291; giving a peculiar tinkling sound when struck. It is used, in medicine, only as a mechanical anthelmintic. Dose, ʒj of the *Pulvis Stanni* or *Granular tin*, in molasses. This is made by melting tin in an iron vessel over the fire, and, while it is cooling, stirring until it is reduced to a powder, which is passed through a sieve.—Ph. U. S.

TIN, BUTTER OF, Tin, muriate of—*t. Chloruret of Tin*, muriate of—*t. Deutohydrochlorate of Tin*, muriate of.

TIN-FOIL, *Stannum foliatum*, *Stanni'olum*, is used for plugging carious teeth, &c.

TIN-GLASS, Bismuth.

TIN, GRANULAR, see Tin—*t. Muriate of*, superoxygenated, *T. muriate of*.

TIN, MURIATE OF, *Butter of Tin*, *Fuming liquor of Libavius*, *Murias Stanni*, *Murias Oxiduli Stanni*, *Chloruret of Tin*, *Deutohydrochlorate of Tin*, *Superoxygenated Muriate of Tin*. This is formed of Tin, one part; concentrated muriatic acid, three parts. To be crystallized by the aid of heat. A violent cathartic. Dose, gr. ij or iij.

TIN, SULPHURET OF, *Adrum musivum*.

TINASMUS, Tenesmus.

TINCTURA, from *tingere*, *tinctum*, 'to dye.' *Tincture*. *Essentia*, (F.) *Teinture*, *Alcoolat*, *Alcohol*. The term tincture is generally restricted to spirituous solutions of vegetable, animal, and

some saline substances. It corresponds, therefore, with the word *Quintessence*, in one of its old significations; and with the *Alcoholatum* of the *Codex* of Paris. It is not unusual, however, to speak of *aqueous tincture*, *ethereal tincture*, &c. Tinctures are made either with pure alcohol or proof spirit. The former are precipitated by water: and, therefore, are seldom used internally; the latter are common additions to infusions, decoctions, &c. They ought not, of course, to be united with any vehicle which can decompose them, or separate any thing from them in a palpable form; unless such decomposition is desired by the prescriber. In making tinctures, the ingredients should be reduced to a coarse powder; and the maceration be made in close vessels, exposed to a heat of about 80°, and frequently shaken. When completed, they must be filtered, and put away for use in close bottles. When the process of displacement is employed, great care must be taken, so that the substances treated may be, as far as possible, exhausted of their soluble principles, and a perfectly clear tincture be obtained. To those who are not familiar with the process, the plan of maceration is preferable.—Ph. U. S.

TINCTURA ABSINTHII COMPOSITA, *Compound Tincture of wormwood*, *Essentia absinthii composita* seu *amara*. (*Absinth.*, *artem. pontic. caryoph.* aa ʒss, *sacch.* ʒij, *alcohol.* Oss. Macerate for fifteen days. Ph. P.) Tonic, stomachic, vermifuge, and carminative. Dose, f. ʒij to f. ʒss.

TINCTURA ACACIÆ CATECHU, *T. catechu*—*t. Acetatis ferri cum alcohol.*, see *T. ferri acetatis*—*t. Acidi sulphurici*, *Sulphuricum acidum aromaticum*.

TINCTURA ACONITI, *Tincture of Aconite*, (*Aconit.* ʒiv, *alcohol. dilut.* Oij. Macerate for 14 days, express, and filter through paper. Ph. U. S.) It may also be made by displacement. Ph. U. S.

TINCTURA ÆTHE'REA CAMPHORA'TA, *Solutio camphoræ æthe'ra*, *Liquor nervinus Bangii*, *Spiritus sulphurico-æthereus camphoratus*, *Naphtha vitrioli camphorata*. (*Camphor.* p. i. *Æther sulphuric.* p. ii.) Stimulant in atonic diseases, arthritic cardialgia and spasm. Dose, 20 to 30 drops in white wine.

TINCTURA ÆTHE'REA FERRI, *Alcohol* (seu *Tinctura*) *sulphurico-æthereus ferri*—*t. Alcoholica China composita*, *T. cinchonæ composita*—*t. Alcoholica corticum aurantium Whyttii*, *Tinctura cinchonæ amara*—*t. Alexipharmaca Huxhami*, *Tinctura cinchonæ composita*.

TINCTURA AL'OE'S, *T. Aloes Socotori'na*, *Essentia Aloes*, *Alcohol cum Aloë perforiata*, *Tincture of Aloes*. (*Aloes*, ʒj, *eat. glycyrrh.* ʒij, *aque* Oiss, *alcohol.* Oss. Macerate for 14 days, and filter. Ph. U. S.) Properties, those of aloes. Dose, f. ʒss to f. ʒiss.

TINCTURA ALOES ÆTHE'REA, *Æthe'ral Tincture of Aloes*, *Tinctura aloes vitriolata*. (*Aloes Socot.*, *Myrrh.* aa ʒiss, *croci* ʒj, *sp. ætheris sulph.* Oj. Digest the myrrh in the ether for 4 days; then add the aloes and saffron. Ph. E.) Stimulant and cathartic. Dose, f. ʒj to f. ʒij.

TINCTURA ALOES COMPOSITA, *Elizir Proprietas*, *E. aperitivum*, *E. Aloes*, *Tinctura Aloes cum Myrrhâ*, *T. Aloës et Myrrhæ*, (Ph. U. S.) *T. Aloës et Myrrhæ crocata*, *Elizir of long life*, *Compound Tincture of Aloes*, (F.) *Elizir de longue vie*, *Baumo de vie de Lelièvre*,

(*Aloes*, in pulv., ʒij , *croci*, ʒj , *Tinct. Myrrhae*, Oij.) Macerate for 14 days, and filter. Purgative and stomachic. Dose, f. ʒj to f. ʒij .

Radcliffe's Elixir is formed of *Aloes Socotr.* ʒvj , *cort. cinnam.*, *rad. zedoar.* aa ʒss , *rad. rhei* ʒj , *coccinell.* ʒss , *syrup. rhamni* ʒij , *sp. tenuior.* Oj, *aquæ puræ* f. ʒv .

TINCTURA ALOES ET MYRRHÆ, T. aloës composita—t. Aloes et myrrhæ crocata, T. A. composita—t. Aloes vitriolata, T. A. ætherea—t. Amara, T. gentianæ composita—t. Amomi repentis, T. cardamomi—t. Amomi zingiberis, T. zingiberis.

TINCTURA ANGSTURÆ, *Tincture of Angustura.* (*Cort. cuspar.* in pulv. crass. redact. ʒij , *sp. vin. ten.* Oij. Digest. Ph. D.) Dose, f. ʒj to f. ʒij .

TINCTURA ANTIODONTALGICA, *Toothache Tincture.* (*Tannin.* ʒj , *Mastich.* gr. v, *æther.* ʒij , M.) To be applied on cotton wool, to the tooth previously dried.

TINCTURA ARISTOLOCHIÆ SERPENTARIÆ, T. serpentariæ—t. Aromatica, T. cinnamomi composita—t. Aromatica ammoniata, Spiritus ammoniæ aromaticus.

TINCTURA ASAFÆTIDÆ, T. Ferula Asafetida, *Tincture of Asafetida*, T. fatida, T. asafetidæ, (*Asafetid.* ʒiv , *sp. rect.* Oij. Macerate for fourteen days and filter.) Dose, gr. xv to f. ʒj .

TINCTURA ASAFÆTIDÆ AMMONIATA, Spiritus Ammoniæ fetidus.

TINCTURA AURANTII, T. *Corticis Aurantii*, *Tincture of Orange Peel.* (*Aurant. cort. recent.* ʒij , *sp. rect.* Oij. Digest for 14 days.) Stomachic. Used as an adjunct to stomachic draughts. Dose, f. ʒss to ʒij .

TINCTURA AURÆ, Alcohol sen tinctura sulphurico-atherens ferri.

TINCTURA BELLADONNÆ, *Tincture of Belladonna.* (*Belladonnæ*, ʒiv , *alcohol. dilut.* Oij. Macerate for 14 days; express, and filter through paper. Ph. U. S.) It may, also, be prepared by displacement. Ph. U. S.

TINCTURA BENZOÏNI COMPOSITA, *Compound Tincture of Benzoin.* T. Benzoes composita, *Balsamum Catholicum*, B. *Perisicum*, *Balsamum traumaticum*, *Elixir traumaticum*, *Friar's Balsam*, *Yervain's Balsam*, *Wade's Drops*, *Jesuit's drops*, *Commander's Balsam*, *Wound Balsam*, *Balsam for cuts.* (*Benzoin.* ʒij , *styrac. purif.* ʒij , *tolu.* ʒj , *aloes*, in pulv. ʒss , *alcohol.* Oij. Macerate for 14 days and filter.) Stimulant. Used chiefly to wounds and ulcers.

The basis of *Turlington's Balsam of Life* is the Compound Tincture of Benzoin. The following form is recommended by a committee of the Philadelphia College of Pharmacy:—*Alcohol.* Ovij, *Benzoin.* ʒxij , *Styrac. liquid.* ʒij , *Aloes Socotrin.* ʒj , *Balsam Peruvian.* ʒij , *Myrrha.* ʒj , *Rad. Angelic.* ʒss , *Balsam Tolu.*, *Ext. Glycyrrh.* aa ʒiv . Digest for ten days, and strain.

The *Essence of Coltsfoot* consists of equal parts of the Compound Tincture of Benzoin and *Balsam of Tolu*, to which is added double the quantity of *Rectified Spirit of Wine*. It is sold as a pectoral.

TINCTURA CALUMBÆ, T. *Columbæ*, T. *Columbo*, *Tincture of Columbo*, *Columbo Bitters*, (*Calumb. rad.* cont. ʒiv , *alcohol. dilut.* Oij. Macerate for 14 days; express, and filter. Ph.

U. S.) Dose, f. ʒss to ʒiv . It may, also, be made by displacement.

TINCTURA CAMPHORÆ, Spiritus camphoræ.

TINCTURA CAMPHORÆ COMPOSITA, T. *Opii Camphorata*, *Compound Tincture of Camphor*, *Camphorated Tincture of Opium*, *Elixir Pægoricum*, *Pægoric Elixir.* (*Opii*, in pulv. *Acid Benzoi.* aa ʒj , *ol. anisi*, f. ʒj , *mellis despumat.* ʒij , *Camphor.* ʒij , *alcohol. dilut.* Oij. Macerate for 14 days, and filter through paper. Ph. U. S.) One fluidounce contains nearly gr. ij of opium. Anodyne. Dose, f. ʒj to f. ʒij .

Squire's Elixir, an empirical carminative preparation, is thus made, according to one formula. (*Opii* ʒiv , *camphor.* ʒj , *coccinell.* ʒj , *fennicul. dulc.* ʒij , *tinct. serpent.* Oj, *sp. anisi.* cong. ij, *aquæ Oij*, *auri musivi*, ʒvj .)

TINCTURA CANTHARIDIS, T. C. *Vesicatoria*, T. *Lytta*, T. *Melœs vesicatorii*, *Tincture of Blistering Fly*, T. of *Spanish Fly*, (F.) *Teinture rubéfiante.* (*Cantharid.* cont. ʒij , *alcohol. dilut.* Oij.) Macerate for 14 days; express, and filter. It may, also, be prepared by displacement. Ph. U. S.) Stimulant and diuretic, but not often used internally. Externally, stimulant. Dose, gr. x.

Matthew's Injection, a once celebrated nostrum for fistula in ano, consisted wholly of a dilute Tincture of *Cantharides*.

TINCTURA CAPSICI, *Tincture of Capsicum.* (*Capsic.* ʒj , *alcohol. dil.* Oij. Macerate for 14 days, and filter. Ph. U. S.) It may, also, be prepared by displacement. Stimulant. Dose, f. ʒss to ʒj .

TINCTURA CARDAMOMI, T. *amomi repentis*, *Tincture of Cardamoms.* (*Cardom.* cont. ʒiv , *alcohol. dilut.* Oij. Macerate for 14 days, strain, and filter. Ph. U. S.) It may, also, be made by displacement. Use, the same as the seeds. Dose, f. ʒj to f. ʒiv .

Solomon's Balm of Gil'ead, an empirical preparation, seems to be an aromatic tincture,—of which *Cardamoms* form a leading ingredient,—made with brandy. Some affirm that it contains *cantharides*.

TINCTURA CARDAMOMI COMPOSITA, *Compound Tincture of Cardamoms*, *Stomach Tincture*, *Tinctura Stomachica.* (*Card. sem.*, *carui sem.*, *cocci*, aa ʒj , *cinnam. cort.* cont. ʒiv , *uvar. passar. demptis acinis*, ʒiv , *spirit. ten.* Oij. Ph. L.) Stomachic and carminative. Dose f. ʒij to f. ʒiv .

TINCTURA CARMINATI'VA SYLVII, *Alcoolatum Carminativum Sylvii*, *Carminative Elixir of Sylvius.* (*Rad. angelic.* 4 p., *rad. imperator.*, *galang.* aa 6 p., *fol. rosamarin.*, *majoran.*, *rutæ*, *basilic.* aa 48 p., *baccar. laur. nobil.* 12 p. *sem. angelic.*, *ligust. levist.*, *anis* aa 16 p., *zingib.*, *nuc. moschot.* aa 6 p., *cinnam.* 12 p., *caryoph.*, *cort. limon.* aa 4 p. Add alcohol 1500 p. Macerate and distil, 1000 p. Ph. P.) A warm stomachic, carminative, &c. Dose, ʒss to f. ʒss .

TINCTURA CASCARILLÆ, T. *Crotonis Eleutheriæ*, *Alcohol cum Crotonæ Cascarillæ*, *Tincture of Cascarella.* (*Cascarill. cort.* cont. ʒiv , *sp. ten.* Oij. Ph. L.) Dose, f. ʒj to f. ʒiv .

TINCTURA CASTOREI, T. *Castorei Ros'sici.* *Essentia Castorei*, *Alcohol castoridia tum*, T. *Castorei Canadensis*, *Tincture of Castor.* (*Castor* cont. ʒij , *alcohol.* Oij. Macerate for 7 days, express, and filter.) Tonic and antispasmodic. Dose, gr. xx to f. ʒij , or more.

TINCTURA CASTOREI COMPOSITA, *Compound Tincture of Castor*. (Cast. $\frac{3j}{g}$, *g. asafœtida*. $\frac{3ss}{ss}$. alcohol. ammoniat. Oj. Ph. E.) Antispasmodic. Dose, f. $\frac{3j}{f}$ to f. $\frac{3iv}{f}$. Called, also, *Elizir fœtidum*, *Tinctura castorei fœtida* seu *fœtida ammoniata*.

TINCTURA CATÆCHU, *Tinctura Japonica*, T. *Mimosæ Catechu*, T. *Acæciæ Catechu*, *Tincture of Catechu*. (Caisch. $\frac{3ij}{ij}$, cinnam. contus. $\frac{3ij}{ij}$, alcohol. dilut. Oij. Macerate for 14 days, express and filter. Ph. U. S.) Astringent. Dose, f. $\frac{3j}{f}$ to f. $\frac{3ij}{f}$.

The Concentrated Solution of Charcoal, sold for cleaning the teeth, seems to be little more than the tincture of catechu.

TINCTURA CICUTÆ, T. *conii maculati*.

TINCTURA CINCHONÆ, T. *Corticis Peruvia'ni Simplex*, T. *Cort. Peruvia'ni*, *Tincture of Cinchona*, *Tincture of Bark*. (Cinchon. cont. $\frac{3vi}{vi}$, alcohol. dilut. Oij. Macerate for 14 days, express, and filter through paper. Ph. U. S.) It may, also, be made by displacement. Dose, f. $\frac{3j}{f}$ to $\frac{3iv}{f}$ or more.

TINCTURA CINCHONÆ AMA'RA, *Elizir antihypochondriacum*, E. *rob'orans Whyt'tii*, E. *Whyt'tii*, *Essentia Corticis Peruvia'ni Composita*, *Tinctura alcoholica corticum aurantiarum Whyt'tii*, T. *Kinki'na amara*, *Elizir stomachicus spirituosus*. (Cinch. p. viij, *Genian. Rad.*, *Cort. Aurant.* p. iij. Alcohol (900) 96 p. Digest.) Dose, one or two teaspoonfuls.

TINCTURA CINCHONÆ AMMONIATA, T. *Corticis Peruvia'ni volatilis*, *Ammoniated Tincture of Bark*, *Volatile Tincture of Bark*. (Cinchon. lancifol. cont. $\frac{3iv}{iv}$, sp. ammon. aromat. Oij. Ph. L.) In dyspepsia, combined with acidity and languor.

TINCTURA CINCHONÆ ÆTHE'RA COMPOSITA, T. *Kina Kina athe'ra composita*, *Elizirium Antisepticum Doct'ris Chaussier*, *Chaussier's Antiseptic Elizir*. (Cinchon. officin. $\frac{3ij}{ij}$, cascarill. $\frac{3ss}{ss}$, cinnam. $\frac{3ij}{ij}$, croci $\frac{3ss}{ss}$, sacch. alb. $\frac{3xxxviij}{viij}$. Put these bruised into a mattress, and add vin. alb. *Hispanic.* vel vin. muscat., alcohol. $\frac{aa}{Oj}$. Macerate for two days, and add sulphuric ether f. $\frac{3iss}{ss}$. Ph. P.) Tonic, stimulant, and antiseptic. Dose, f. $\frac{3ss}{ss}$ to f. $\frac{3j}{j}$.

TINCTURA CINCHONÆ COMPOSITA, *Compound Tincture of Cinchona or Bark*, *Huzham's Tincture of Bark*, T. *Corticis Peruvia'ni Composita*, T. *febrifuga Doct'ris Huzhami*, *Essentia Chinae*, E. *Corticis Peruvia'ni Alexipharmaca Huzhami*, *Essentia antiseptica Huzhami*, *Tinctura Alexipharmaca Huzhami*, *Tinctura Alcoholica Chinae Composita*. (Cinchon. cont. $\frac{3ij}{ij}$, aurant. cont. $\frac{3iss}{ss}$, serpent. cont. $\frac{3ij}{ij}$, croci, santal. $\frac{aa}{aa}$ $\frac{3j}{j}$, alcohol. dilut. f. $\frac{3xx}{xx}$. Macerate for 14 days, express, and filter. Ph. U. S.) It may, also, be made by displacement. More grateful than the simple tincture. Dose, f. $\frac{3j}{f}$ to f. $\frac{3ij}{ij}$.

TINCTURA CINNAMOMI, *Tincture of Cinnamon*, *Essentia Cinnamomi*, T. *Lauri Cinnamomi*, (Cinnam. cont. $\frac{3ij}{ij}$, alcohol. dilut. Oij. Macerate for 14 days, express, and filter. Ph. U. S.) It may, also, be prepared by displacement. Stomachic. Dose, f. $\frac{3j}{f}$ to f. $\frac{3ij}{ij}$.

TINCTURA CINNAMOMI COMPOSITA, *Compound Tincture of Cinnamon*, *Tinctura Aromaticæ*, *Essentia Aromaticæ*, *Alcohol cum Aromaticibus Compositus*, *Eau de Bonserme* ou *d'Armagnac*. (Cinnam. cont. $\frac{3j}{j}$, cardam. cont. $\frac{3ss}{ss}$, zingib. cont. $\frac{3ij}{ij}$, alcohol. dilut. Oij. Ma-

cerate for 14 days, express, and filter. Ph. U. S.) It may, also, be prepared by displacement. Use, same as the last. Dose, f. $\frac{3j}{f}$ to f. $\frac{3ij}{ij}$.

TINCTURA DE COCHLEA'RIIIS, *Alcoholatum de Cochlea'riis*, A. *antiscorbaticum*. (Fol. cochleaur. recent. 2500 p., rad. armoraciae, 230 p., alcohol. (22° to 32° Bè.) 3000 p., distil off 2000 p. Ph. P.) Antiscorbatic. Dose, f. $\frac{3ij}{ij}$ to $\frac{3j}{j}$.

TINCTURA COLCHICI, T. C. *Sem'inis*, (Ph. U. S.), *Tincture of Colchicum Seed*. (Colchic. sem. cont. $\frac{3iv}{iv}$, alcohol. dilut. Oij. Macerate for 14 days, express, and filter. Ph. U. S.) It may, also, be prepared by displacement. Dose, ten to sixty drops.

TINCTURA COLCHICI SEMINIS, T. *colchici*—t. *Colombæ*, T. *Calumbæ*.

TINCTURA CONII, T. C. *Maculati*, T. *Cicutæ*, *Tincture of Hemlock*. (Conii fol. $\frac{3iv}{iv}$, alcohol. dil. Oij. Macerate for 14 days, express, and filter. Ph. U. S.) It may also be made by displacement. Use;—the same as that of the leaves.

TINCTURA CONII MACULATI, T. *conii*—t. *Convulvuli Jalapæ*, T. *jalapæ*—t. *Corticis aurantii*, T. *aurantii*—t. *Corticis Peruviani composita*, T. *cinchonæ comp.*—t. *Corticis Peruviani simplex*, T. *cinchonæ*—t. *Corticis Peruviani volatilis*, T. *cinchonæ ammoniata*.

TINCTURA CROCI SATIVA, T. *Croci*, *Tincture of Saffron*. (Croc. Angl. cont. $\frac{3j}{j}$, alcohol. dilut. $\frac{3xv}{xv}$. Ph. E.) Slightly stomachic(?). Dose, f. $\frac{3j}{f}$ to f. $\frac{3ij}{ij}$.

TINCTURA DE CROCO COMPOSITA, *Elizirium de Garus*, *Alcoholatum de Croco Compositum*, *Compound Tincture of Saffron*, *Elizir of Garus*. (Aloes Socotr. 320 p., myrrh. 64 p., croci. 32 p., cinnam., nuc. moschat., caryoph. $\frac{aa}{aa}$, 16 p., alcohol. 1000 p. ag. flor. aurant. 5000 p. Digest for two days; distil 4000 p. and add syrup of capillaire, 5000 p. Ph. P.) Aromatic, cordial, stomachic. It is also called *Elizir cordiale* et *stomachicum*, and E. *anticoeliacum crocatum*.

TINCTURA CROTONIS ELEUTHERIÆ, T. *casca-rilla*.

TINCTURA CUBE'Æ, *Tincture of Cubebs*. (Cubeb. cont. $\frac{3iv}{iv}$, alcohol. dilut. Oij. Macerate for 14 days, express, and filter. Ph. U. S.) It may, also, be prepared by displacement. Dose, one or two fluidrachms.

TINCTURA DIGITALIS, *Tincture of Digitalis*, T. *Digitalis purpureæ*. (Digital. $\frac{3iv}{iv}$, spirit. ten. Oij. Macerate for 14 days, express, and filter.) It may, also, be prepared by displacement. Use, same as that of the leaves. Dose, $\frac{gtt}{gtt}$ x.

TINCTURA FEBRIFUGA DOCTORIS HUXHAMI, T. *cinchonæ composita*.

TINCTURA FERRI ACETATIS, *Tincture of Acetate of Iron*. (Potass. acetat. $\frac{3ij}{ij}$, sulph. ferri $\frac{3j}{j}$, sp. rectif. Oij. Rub the acetate and sulphate into a soft mass. Dry and rub with the spirit. Digest for 7 days, and pour off. Ph. D.) Tonic and astringent. Dose, $\frac{gtt}{gtt}$ xx to f. $\frac{3j}{j}$. The Dublin college directs a *Tinctura Acetatis Ferri cum Alcoholè*, which differs from the other, in having half the quantity, only, of the Acetate of Potass.

TINCTURA FERRI AMMONIATA, *Tincture of Ammoniated Iron*, T. *Ferri Ammoniacalis*, T. *Florum martialium*, T. *Martis Mynsichti*. (Ferri ammon. $\frac{3iv}{iv}$, sp. ten. Oj. Ph. L.) Use—

same as that of the ammoniated iron. Dose, f. ʒss to f. ʒij.

TINCTURA FERRI CHLORIDI, T. ferri muriatis.

TINCTURA FERRI MURIA'TIS, T. Ferri chlo'ridi, (Ph. U. S.), T. Ferri sesqui-chlo'ridi, Liq'or Ferri muriatis, Tincture of Muriate of Iron, T. Martis in Spiritu Salis, T. M. cum Spiritu Salis, T. Ferri Muriati, Tincture of Steel, Alcohol ferratus. (Ferri subcarb. l'vss, acid. muriat. Oj, alcohol. Oijj. Add the acid to the subcarbonate in a glass vessel, and shake during three days. Pour off and add the spirit. Ph. U. S.) Tonic and styptic. Dose, gtt. x to xx.

A solution of nitrate of iron, Liq'or seu Solutio Ferri Nitrat'is, Liq'or Ferri Sesquinitrat'is, Solution of Sesquinitrate of Iron, has been recommended in chronic diarrhœa and dysentery. Its virtues exactly resemble those of the muriate of iron.

The Antivenereal Drops, at one time so celebrated at Amsterdam, were examined by Scheeje, and found to be a tincture of chloride of iron and corrosive sublimate.

TINCTURA FERRI SESQUICHLORIDI, T. Ferri muriatis—t. Ferulæ Asafetidæ, T. Asafetidæ—t. Florum martialium, T. ferri ammoniata—t. Fœtida, T. asafetidæ—t. Fœtida ammoniata, T. castorei composita—t. Fuliginis, see Fuligo.

TINCTURA GAL'BANI, Tincture of Galbanum. (Galb. ʒij, sp. tenuior. Oij. Ph. D.) Stimulant and antispasmodic. Dose f. ʒj to f. ʒijj.

TINCTURA GALLA'RUM, T. Gallæ, Tincture of Galls. (Gall. contus. ʒiv, alcohol. dilut. Oij. Macerate for 14 days, express and filter. Ph. U. S.) It may, also, be prepared by displacement. Astringent. Dose, f. ʒj to ʒijj.

TINCTURA GENTIANÆ COMPOSITA, Compound Tincture of Gentian, Tinct. Amara, Spirit Bitters, Elix'ir Stomachicum. (Rad. gent. concis. ʒij, aurant. cort. exsicc. ʒj. cardam. sem. cont. ʒss, spirit tenuior. Oij. Macerate for 14 days, express, and filter.) It may, likewise, be prepared by displacement. Ph. U. S. Tonic and stomachic. Dose, f. ʒj to f. ʒijj.

Brodum's Nervous Cordial consists of the Tinctures of Gentian, Columba, Cardamom, and Bark, with the Compound Spirit of Lavender, and Wine of Iron.

Stoughton's Elixir is a compound tincture of gentian. The Elix'irum Docto'ris Stoughton seu Tinctu'ra Amara of the Parisian Codex is prepared as follows:—Absinth. summit. exsicc. ʒi, Teucri chamædrys., Rad. gentian., cort. aurant. ʒã ʒvj, cascarilla ʒj, rhei ʒss, aloes socotr. ʒj, alcohol. Oij.) Digest.

TINCTURA GUAI'ACI, T. G. Officina'lis, Tincture of Guaiacum. (Guaiac. l'vss, sp. rect. Oij. Macerate for 14 days, and filter.) Stimulant and sudorific. Used especially in rheumatic and arthritic cases. Nearly the same as Hill's Essence of Bardana or Burdock.

TINCTURA GUAI'ACI AMMONIATA, Ammoniated Tincture of Guaiacum, T. Guaiaci'na Volatilis, Elix'ir Guaiaci Volatilis, Alcohol cum Guaiaco officina'li ammoniat'us, Alcohol ammoniæ et Guaiaci, T. Guaiaci, P. L. 1788, Volatile Tincture of Guaiacum. (Guaiac. cont. ʒiv, sp. ammon. arom. Oiss. Macerate

for 14 days, and filter.) Properties same as the last. Dose, f. ʒj to f. ʒij.

Hatfield's Tincture—a nostrum—consists of Guaiacum and Soap, ʒã ʒij, rectified spirit, Oiss.

TINCTURA HELLEBO'RI, T. H. Nigri, Tincture of Black Hellebore, T. Melampo'dis. (Rad. helleb. nigr. cont. ʒiv, sp. tenuior. Oij. Macerate for 14 days, express and filter.) It may also be prepared by displacement.—Ph. U. S. Dose, f. ʒss to f. ʒj.

TINCTURA HIERA, Vinum aloes.

TINCTURA HU'MULLI, Tincture of Hops. (Humuli strobil. ʒv, sp. tenuior. Oij.) Tonic and sedative. Dose, f. ʒss to f. ʒijj.

TINCTURA HYOSCY'AMI, T. Hyoscyami nigri, Tincture of Henbane. (Hyoscyam. fol. ʒiv, sp. ten. Oij. Macerate for 14 days, express and filter.) It may also be prepared by displacement.—Ph. U. S. Narcotic, anodyne. Dose, gtt. xx to f. ʒij.

TINCTURA IO'DINI, Alcohol Io'dii, Tincture of Iodine. (Iodin. ʒj, alcohol. Oj. Dissolve. Ph. U. S.) The tincture spoils by keeping, or at least, deposits the iodine. It has been much used in goitre, &c. Dose, ten drops three times a day.

TINCTURA IO'DINI COMPOSITA, Compound Tincture of Iodine. (Iodin. ʒss, Potassii Iodid. ʒj, Alcohol. Oj. Dissolve.—Ph. U. S.) Dose 10 to 30 drops.

TINCTURA JALA'PII, T. Jala'pæ, T. Convoll'vuli Jalapæ, Tincture of Jalap, Vali'ga. (Jalap. rad. cont. ʒvij, sp. ten. Oij. Macerate for 14 days, express and filter.—Ph. U. S.) It may also be made by displacement. Cathartic. Dose, f. ʒj to f. ʒiv.

TINCTURA JALA'PII COMPOSITA, Elix'ir Jalap'æ Compositum, Elix'ir purgans, Essent'ia cathol'ica purgans Roth'ii, Elix'ir anthelmin'ticum Succo'rum, Eau de vie Allemande. (Jalap. l'vss, Scammon. ʒj, Alcohol. (22°), Ovj. Macerate for eight days. Ph. P.) Dose, 60 to 100 drops.

TINCTURA JAPONICA, Tinctura catechu—t. Kinæ kinæ ætherea composita—t. Cinchonæ ætherea composita—t. Kinkinæ amara, Tinctura cinchonæ amara.

TINCTURA KINO, Tincture of Kino. (Kino contrit. ʒijj, sp. ten. Oij. Ph. L. E., & D.) Astringent. Dose, f. ʒj to f. ʒij.

TINCTURA KRAME'RIÆ, Tincture of Rhatany. (Kramer. in pulv. ʒvj, alcohol. dilut. Oij. Macerate for 14 days, express, and filter. Ph. U. S.) It may also be prepared by displacement. Dose, f. ʒj to f. ʒij.

TINCTURA LAURI CINNAMOMI, Tinctura cinnamomi—t. Lavandulæ composita, Spiritus lavand. comp.—t. Lyttæ, Tinctura cantharidis—t. Martis Glauberi, see Ferrum tartarizatum—t. Martis in spiritu salis, Tinctura ferri muriatis—t. Martis Mynsichti, Tinctura ferri ammoniata—t. Martis vinosæ, Vinum ferri—t. Melampodii, Tinctura hellebori nigri—t. Meles vesicatorii, Tinctura cantharidis—t. Metallorum, Lilium Paracelsi—t. Mimosæ catechu, Tinctura catechu.

TINCTURA LOBE'LIÆ, Tincture of Lobelia. (Lobel. ʒiv; alcohol. dilut. Oij. Macerate for 14 days, express, and filter. Ph. U. S.) It may also be prepared by displacement. Dose, f. ʒj to f. ʒij.

TINCTURA LUPULINÆ, Tincture of Lu'puline.

(Lupulin. ζ iv; alcohol. Oij. Macerate for 14 days, and filter. Ph. U. S.) Dose f. ζ ij to f. ζ ij.

TINCTURA MELOES VESICATORII, Tinctura cantharidis.

TINCTURA MOSCHI, Tincture of Musk, Essence of Musk. (Mosch. in pulv. redact. ζ ij, sp. vini rect. Oj.) Dose, f. ζ ij to f. ζ iv.

TINCTURA MYRRHÆ, Tincture of Myrrh, Simple Tincture of Myrrh. (Myrrhæ contusæ ζ iv, alcohol Oij.) Macerate for 14 days, and filter. Ph. U. S.) Tonic, deobstruent, antiseptic, and detergent. It is chiefly used in gargles, and applied to foul ulcers, spongy gums, &c.

Hudson's Preservative for the Teeth and Gums consists of Tinct. myrrh., tinct. cinch., aq. cinnam. aa ζ ij, eau d'arquebusade, ζ ij, pulv. gum. Arab. ζ ss. M.

TINCTURA NERVINA BESTUCHEFFII, Tinctura seu alcohol sulphurico-æthereus ferri—t. Nervina Halensis, Tinctura seu alcohol sulphurico-æthereus ferri—t. Nervino-tonica, Lamotte's, Alcohol seu tinctura sulphurico-æthereus ferri.

TINCTURA NUCIS VOMICÆ, Tincture of Nux Vomica. (Alcohol. s. g. 837, f. ζ ij; Dry Extract of Nux Vomica, 3 gr.) Dose, gr. v to xxx in cases where the nux vomica is indicated.

TINCTURA OLEI MENTHÆ PIPERITÆ, Tincture of Oil of Peppermint, Essence of Peppermint. (Ol. menthæ piperitæ, f. ζ ij, alcohol. Oj. Dissolve. Ph. U. S.) Dose, 5 drops, as a carminative. The TINCTURA OLEI MENTHÆ VIRIDIS, Tincture of Spearmint, Essence of Spearmint, is made in the same manner. Ph. U. S.

TINCTURA OPII, Tincture of Opium, Liquid Laudanum, Theriaca, cales'tis, Alcohol cum Opio, Tinctura Thebæica, Tinctura Sedati'va. (Opii contriti ζ ijss, alcohol. dilut. Oij. Macerate for 14 days, express, and filter. Ph. U. S.) Nineteen minims contain about one grain of opium. Properties, those of opium. Dose, gr. xx to lx and more. By macerating the dregs remaining after making the Tinctura Opii in a solution of Tartaric Acid, a solution is obtained, which is said to be devoid of the exciting and constipating properties of the tincture of opium. Gray calls it Haden's Liqueur Opii Sedati'vus.

TINCTURA OPII ACETATA, Ac'etated Tincture of Opium. (Opii ζ ij; aceti, f. ζ xij; alcohol. Oss. Rub the opium with the vinegar; add the alcohol, and having macerated for 14 days, express and filter. Ph. U. S.) Twenty drops are equivalent to a grain of opium.

TINCTURA OPII AMMONIATA, Ammoniated Tincture of Opium, Edinburgh Paregoric Elix'ir. (Flor. benz., croci aa ζ ij, opii ζ ij, ol. anisi ζ ss, alcohol. ammoniat. f. ζ xvj. Digest. Ph. E.) f. ζ ij contains one grain of opium. Used like the Tinctura Camphoræ Composita.

TINCTURA OPII CAMPHORATA, Tinctura camphoræ composita—t. Plumbosa, Liqueur plumbi subacetatis dilutus.

TINCTURA QUASSIÆ, T. Quassie excel'sæ, Tincture of Quassia. (Quassia rasur. ζ ij, alcohol. dilut. Oij. Macerate for 14 days, express, and filter. Ph. U. S.) It may also be prepared by displacement. Tonic. Dose, f. ζ ij to ζ ij.

TINCTURA QUINIÆ SULPHATIS, Tincture of Sulphate of Quinia. (Sulphate of Quinia, gr. vj, alcohol. (.847) f. ζ ij. M.) Dose f. ζ ij to ζ iv, in the day.

A Tinctura Cincho'nia Sulphatis may be made in a similar manner.

TINCTURA RHABARBARI, Tinctura rhei—t.

Rhabarbari composita, Tinctura rhei—t. Rhabarbari vinosa, Vinum rhei palmati.

TINCTURA RHEI, T. Rhabarbari, T. Rhabarbari spirituos'a, T. Rhæi, T. Rhei palmati, Tincture of Rhubarb. (Rhei. rad. concis. ζ ij, cardam. cont. ζ ss, alcohol. dilut. Oij. Macerate for 14 days, express, and filter. It may also be prepared by displacement. Ph. U. S.) Stomachic or purgative, according to the dose employed: f. ζ ij to ζ ij as a stomachic; f. ζ iv to ζ ij as a purgative.

TINCTURA RHEI COMPOSITA, T. Rhabarbari composita, Compound Tincture of Rhubarb. (Rhei rad. concis. ζ ij, glycyrrhiz. rad. cont. ζ ss, zingib. rad. concis., croci stigmat. aa ζ ij, aqua, f. ζ xij, sp. ten. Oj. Ph. L.) Properties same as the last.

TINCTURA RHEI ET AL'OE, Tincture of Rhubarb and Aloes, Elix'ir sacrum. (Rad. rhei concis. ζ xi, aloes ζ vj, sem. cardam. cont. ζ ss, alcohol. dilut. Oij. Macerate for 14 days, express, and filter. Ph. U. S.) Properties like the last.

Rymer's Cardiac Tincture consists of an infusion of Capsicum, Camphor, Cardamom seeds, Rhubarb, Aloes and Castor in Proof Spirit, with a very small quantity of Sulphuric Acid.

TINCTURA RHEI ET GENTIANÆ, Tincture of Rhubarb with Gentian, Tinctura Rhei Amara. (Rhei cont. ζ ij, gentian. cont. ζ ss, alcoholis diluti Oij. Macerate for 14 days, express, and filter. Ph. U. S.) It may also be prepared by displacement. Properties same as the last.

TINCTURA RHEI ET SENNÆ, Tincture of Rhubarb and Senna, Warner's Gout Cordial. (Rhei cont. ζ ij, sennæ ζ ij, coriandr. cont., fanicul. sem. cont. aa ζ ij, santal. rasur. ζ ij, croci., glycyrrhiz. rad. aa ζ ss, uvar. passar. acinis exemptis, liqss, alcohol. dilut. Oij. Macerate for 14 days; express, and filter. Ph. U. S.) Dose, f. ζ ss to f. ζ ij.

TINCTURA RHEI, Tinctura rhei—t. Rhei amara, Tinctura rhei et gentianæ—t. Sacra, Vinum aloes—t. Saponis camphorata, Linimentum saponis compositum—t. Saponis et opii, Linimentum saponis et opii—t. Sedativa, Tinctura opii.

TINCTURA SANGUINARIÆ, Tincture of Blood-root. (Sanguinar. cont. ζ iv, alcohol. dilut. Oij. Macerate for 14 days, express, and filter. Ph. U. S.) It may also be prepared by displacement. Dose, 30 to 60 drops.

TINCTURA SAPONIS CAMPHORATA, Linimentum saponis.

TINCTURA SCILLÆ, Tincture of Squill. (Scillæ exsiccata. ζ iv, alcohol. dilut. Oij. Macerate for 14 days, express, and filter. It may also be made by displacement. Ph. U. S.) Dose, gr. xv to lx.

TINCTURA SENNÆ, T. Sennæ Composita, Elix'ir Saluti's, Daffy's Elix'ir, Tincture of Senna. (Sennæ fol. ζ ij, Carui sem. cont. ζ ij, cardam. sem. cont. ζ ij, uvarum passarum demptis acinis, ζ iv, sp. ten. Oij. Ph. L. & D.) Stomachic, carminative and cathartic. Dose, f. ζ ij to f. ζ ij.

TINCTURA SENNÆ ET JALAP'Æ, Tincture of Senna and Jalap. (Sennæ ζ ij, jalap. pulv. ζ ij, coriandr. cont., carui cont., aa ζ ss, cardam. cont. ζ ij, sacch. ζ iv, alcohol. dilut. Oij. Macerate for 14 days, express, and filter. Ph. U. S.) It may also be prepared by displacement. Dose, f. ζ ij to f. ζ ij.

TINCTURA SERPENTARIE, *T. S. Virginia'nae*, *T. Aristolochi'ae* *Serpentariae*, *Tincture of Snake-root.* (*Rad. serpent.* ʒijj, *sp. ten.* Oij. Macerate for 14 days, express, and filter. *Ph. U. S.*) It may also be prepared by displacement. Tonic. Dose, f. ʒss to f. ʒij.

TINCTURA STOMACHICA, *Tinctura cardamomi composita.*

TINCTURA STRAMO'NII, *Tincture of Stramonium.* (*Stramon. sem.* cont. ʒiv, *alcohol. dilut.* Oij. Macerate for 14 days; express, and filter. *Ph. U. S.*) It may also be prepared by displacement. Dose, ten to twenty minims.

TINCTURA STRYCH'NIE, *Tincture of Strychnia.* (*Alcohol. s. g.* .837. Oj, *strychnia gr. iij.*) Dose, 6 drops to 24. Properties, those of strychnia.

TINCTURA seu AL'COHOL SULPHU'RICO-ÆTHE'REUS FERRI, *Gutta nervi'na*, *Liquor Anod'ynus Martialis*, *Al'cohol aethereus ferrat'us*, *Naph'tha Vitrioli Martialis*, *Solutio Muriat'is ferrici aethereae*, *Spir'itus sulphurico-aethereus Martialis*, *Tinctu'ra nervi'na Halen'sis*, *T. Ton'ico-nervi'na Halen'sis*, *Tinctura au'rea*, *T. nervina Bestucheffii*, *T. nervino-ton'ica (Lamotte's.)* *T. aethereae ferri*, *Aether Martialis*, *De La Motte's Golden Drops*, *Bestucheff's Nervous Tincture*, *Elizir d'or de M. le Général De La Motte.* An ethereal solution of muriate of iron. It is much used in gout, hypochondriasis, &c.

TINCTURA SULPHURIS VOLATILIS, *Liquor fumans Boylii*—t. Thebaica, *Tinctura opii*, *Vinum opii.*

TINCTURA TOLUI'FERÆ BAL'SAMI, *Tincture of Balsam of Tolu*, *T. Bal'sami Toluit'ni*, *T. Toluit'ni*, (*Ph. U. S.*), (*Tolutan.* ʒjss, *alcohol.* ℥j.) Reputed to be expectorant and corroborant. Dose, f. ʒss to f. ʒj or more.

TINCTURA TONICA NERVINA HALENSIS, *Alcohol (seu Tinctura) sulphurico-aethereus ferri.*

TINCTURA VALERIANÆ, *Tincture of Valerian.* (*Valerian.* cont. ʒiv, *alcohol. dilut.* Oij. Macerate for 14 days, express, and strain. It may also be prepared by displacement. *Ph. U. S.*) Stimulant and antispasmodic. Dose, f. ʒss to ʒij.

TINCTURA VALERIANÆ AMMONIATA, *Ammoniated or Volatile Tincture of Valerian*, *T. Valerianæ Volat'ilis.* (*Valerianæ* cont. ʒiv, *sp. ammon. arom.* Oij. Macerate for 14 days, express, and filter. It may also be made by displacement. *Ph. U. S.*) Like the former. Dose, f. ʒss to f. ʒij.

TINCTURA VERA'TRI, *T. Veratri albi*, *Tincture of White Hellebore.* (*Rad. vstratri alb.* cont. ʒviij, *alcohol. dilut.* Oijss. *Ph. E.*) Emetic and cathartic: but not very manageable. Dose, gr. v. to x.

TINCTURA ZINGIB'ERIS, *T. Amo'mi Zingiberis*, *Tincture of Ginger.* (*Zingib.* cont. ʒviij, *alcohol.* Oij. Macerate for 14 days, express, and filter. It may also be made by displacement. *Ph. U. S.*) Stimulant and carminative. Dose, f. ʒss to f. ʒj.

TINCTURE OF ACETATE OF IRON, *Tinctura ferri acetatis*—t. of Aconite, *Tinctura aconiti*—t. of Balsam of Tolu, *Tinctura toluiferæ balsami*—t. of Bark, *Tinctura cinchonæ*—t. of Bark, ammoniated, *Tinctura cinchonæ ammoniata*—t. of Bark, compound, *Tinctura cinchonæ composita*—t. of Bark, Huxham's, *Tinctura cinchonæ composita*—t. of Bark, volatile, *Tinctura cinchonæ ammoniata*—t. of Belladonna, *Tinctura belladonnæ*—t. of Blistering Fly, *Tinctura*

cantharidis—t. Cardiac, Rymer's, *Tinctura rhei et aloes*—t. of Colchicum seeds, *Tinctura colchici*—t. of Colombo, *Tinctura Calumbæ*—t. of Cubebs, *Tinctura cubebæ*—t. of Galls, *Tinctura gallarum*—t. of Ginger, *Tinctura zingiberis*—t. for the Gout, Dr. Wilson's, see *Colchicum autumnale*—t. Hatfield's, see *Tinctura guaiaci ammoniata*—t. of Hellebore, white, *Tinctura veratri*—t. of Hemlock, *Tinctura conii maculati*—t. of Henbane, *Tinctura hyoscyami*—t. of Hops, *Tinctura humuli*—t. of Iodine, compound, *Tinctura iodini composita*—t. of Iron, ammoniated, *Tinctura ferri ammoniata*—t. of Iron, muriated, *Tinctura ferri muriatis*—t. of Lobelia, *Tinctura lobeliæ*—t. of Ludwig, see *Ferrum tartarizatum*—t. of Lupuline, *Tinctura lupulinae*—t. of Musk, *Tinctura moschi*—t. Nervous, *Bestucheff's*, *Tinctura seu alcohol sulphurico-aethereus ferri*—t. of Oil of Peppermint, *Tinctura Olei menthæ piperitæ*—t. of Oil of Spearmint, *Tinctura olei menthæ viridis*—t. of Opium, acetated, *Tinctura opii acetata*—t. of Orange peel, *Tinctura aurantii*—t. of Rhathany, *Tinctura krameria*—t. of Rhubarb, *Tinctura rhei*—t. of Rhubarb and aloes, *Tinctura rhei et aloes*—t. of Rhubarb and gentian, *Tinctura rhei et gentianæ*—t. of Rhubarb and senna, *Tinctura rhei et sennæ*—t. of Saffron, *Tinctura croci*—t. of Saffron, compound, *Tinctura de croco composita*—t. of Senna and jalap, *Tinctura sennæ et jalapæ*—t. of Snakeroot, *Tinctura serpentariæ*—t. of Soap, camphorated, *Linimentum saponis*—t. of Spanish Fly, *Tinctura cantharidis*—t. of Squill, *Tinctura scillæ*—t. of Steel, *Tinctura ferri chloridi*—t. Stomach, *Tinctura cardamomi composita*—t. of Stramonium, *Tinctura stramonii*—t. for the Teeth, Greenough's, see *Spiritus armoraciacompositus*—t. Toothache, *Tinctura antidontalgica*—t. of Wormwood, compound, *Tinctura absinthii composita.*

TINDER, *Boletus ignarius.*

TINEA, Porriigo—t. Faciei, *Porriigo larvalis*—t. Favosa, *Porriigo favosa*—t. Ficosa, *Porriigo scutulata*—t. Furfuracea, *Porriigo furfurans*—t. Granulata, *Porriigo scutulata*, *Porriigo lupinosa*—t. Lactea, *Porriigo larvalis*—t. Lupina, *Porriigo lupinosa*—t. Mucosa, *Porriigo lupinosa*—t. Porriiginosa, *Porriigo furfurans*—t. Tondens, *Porriigo decalvans.*

TINKER'S WEED, *Triosteum.*

TINKLING, METALLIC, *Tintement métallique.*

TINNIMENTUM METALLICUM, *Tintement métallique.*

TINNITUS AU'RIMUM, *Fluctuatio seu Sonitus aurium*, *Paracusis imaginaria*, *Susurrus aurium*, *Ot'ochus*, *Syrig'mus*, *Syring'mos*, *Sib'ilus aurium*, *S. clang'us*, *Strept'us* seu *Sibilis'mus aurium*, *Echos*, *Eneche'ma*, *Bombus*, *Murmur*, 'ringing of the ears,' from *tinnire*, 'to ring.' (F.) *Tintement*, *Tintouin*, *Bourdonnement*, *Bruissement*. An imaginary sound, like the ringing of a bell, the noise of wind, the murmur of water, &c., heard in health and in sickness. It is, often, an accompaniment of cerebral disorder.

TINTEMENT, *Tinnitus aurium*—t. *Bul-laire*, *T. métallique.*

TINTEMENT MÉTALLIQUE (F.), *Tintement bullaire*, *Tinnimen'tum metallicum*, *Canor stethoscopicus*, *Metallic Respiration*, *Metallic Voice*, *Metallic Tinkling*. A particular noise, heard by the stethoscope when applied to the

chest, and which, according to Laënnec, resembles that caused by striking metal, glass, or porcelain, with a pin; but is, perhaps, more like the sound of the keys of a musical snuff-box. The *tintement métallique* or *metallic tinkling* is heard on causing the patient to speak or breathe; but is more distinct when he coughs. When the phenomenon is not so strongly marked, it produces only the *metallic resonance*. The 'metallic tinkling,' is a pathognomonic symptom of a communication between the bronchia and cavity of the chest; in other words, of *Pneumothorax*.

TINTINNABULUM, Uvula.

TINTOUIN, Tinnitus aurium.

TIPSARIA, Decoctum hordei.

TIRE-BALLE, Forceps (bullet.)

TIRE-FOND, (F.) A surgical instrument, formerly used to elevate the piece of bone sawed off by the trephine.

TIRE-PUS, Pyulcon.

TIRE-TETE, (F.) A name given to different instruments used for extracting the head of the child when left in the uterus, and in certain cases of difficult labour. The crotchet is one of those, as well as the *Tire-tête à bascule* of Levret, &c.

TIRES, Milk sickness.

TISANE, *Ptisana* or *Ptisana*, *Ptisane*, from *πτισαν*, 'pearl barley,' itself from *πτισω*, 'I decorticate.' A name given to aqueous medicines, containing but little, if any medicinal agent. The ancients gave the name particularly to the decoction of barley.

TISANE COMMUNE, Decoctum hordei.

TISSU, Tissue—*t. Accidentel*, see *Accidental*—*t. Caverneux*, Cavernous texture—*t. Celluleux des os*, Cancelli—*t. Inodulaire*, Tissue, inodular—*t. Spongoide*, Spongoid tissue.

TISSUE, *Textus*, *Tela*, (F.) *Tissu*. By this term, in anatomy, is meant the various parts, which, by their union, form the organs; and are, as it were, their anatomical elements. General anatomy is the anatomy of the tissues, which are the seat of the investigations of the pathological anatomist. The best division, indeed, of diseases would be according to the tissues mainly implicated. For the elementary tissues, see *Fibre*. The compound tissues, which, by associating or combining variously, form every organ of the body, have been variously classed: but every division is imperfect and liable to objections. The following, by Messrs. Todd and Bowman, is one of the most recent.

TABULAR VIEW OF THE TISSUES OF THE HUMAN BODY.

Examples.

- | | |
|---|---|
| 1. Simple membrane, homogeneous, or nearly so, employed alone, or in the formation of compound membranes. | } Posterior layer of the cornea.—Capsule of the lens.—Sarcotema of muscle, &c. |
| 2. Filamentous Tissues, the elements of which are real or apparent filaments. | |
| 3. Compound membranes, composed of simple membrane and a layer of cells of various forms, (epithelium or epidermis,) or of areolar tissue and epithelium. | } White and yellow fibrous tissues.—Areolar tissue. Mucous membrane.—Skin.—True or secreting glands.—Serous and synovial membranes. |
| 4. Tissues which retain the primitive cellular structure as their permanent character. | |
| 5. Sclerous or hard tissue. | } Adipose tissue.—Cartilage.—Gray nervous matter. Bone.—Teeth. |
| 6. Compound tissues. | |
| a. Composed of tubes of homogeneous membrane, containing a peculiar substance. | } Muscle.—Nerve. |
| b. Composed of white fibrous tissues and cartilage. | |

TISSUE, ACCIDENTAL OR ADVENTITIOUS, consists of every substance—foreign to the primitive organization of the economy, but yet organized and living—which may be developed in the anterior or at the surface of organs. Laënnec divides the accidental tissues into two sections. 1. Those that resemble others in the animal economy, or *analogous accidental tissues*; and, 2. Those that have nothing analogous in the body, and which are always the result of a morbid process—the *heterologous* or *heteroolite accidental tissues*. To the first class belong, ossifications; accidental fibrous, fibrocartilaginous, cartilaginous, cellular, and corneous tissues; hairs; the serous membranes of certain encysted tumours; the mucous membranes of fistulous canals, and accidental synovial membranes. To the second belong tubercles, scirrhi, melanosis, &c.

TISSUE, ARÉOLAR, Cellular tissue.

TISSUE, CARTILAG'INOUS, *Hymenochondroïdes* seu *Hymenochondroïdes* (*Textura seu Tela*.)

TISSUE, CRIBRIFORM, Cellular tissue—*t. Fibrous*, see *Fibrous*—*t. Filamentous*, Cellular tissue.

TISSUE, INOD'ULAR, *Tela inodularis*, (F.) *Inodule*, *Tissu inodulaire*. A name given by Delpech to an accidental fibrous tissue developed in suppurating wounds, which is the principal agent in cicatrization. It has, at first, the appearance of a reddish cellulose-fibrous layer; but soon loses its vascularity; and its fibres, which pass in all directions, become of a dull white colour, and of a consistence and hardness, that may be compared to those of the strongest articular ligaments. It is well seen in the cicatrix left after burns.

TISSUE, LAMINATED, Cellular tissue—*t. Ligamentous*, Desmoid tissue—*t. Mucous*, Cellular tissue—*t. Porous*, Cellular tissue—*t. Reticulated*, Cellular tissue.

TITHENE, Nurse.

TITHYMALUS, *Euphorbia palustris*—*t. Cyparissia*, *Euphorbia cyparissias*—*t. Latifolius*, *Euphorbia lathyris*—*t. Paralias*, *Euphorbia paralias*.

TITILLAMENTUM, Gargarism.

TITILLATIO, Tickling.

TITTHE, Nipple.

TITTHION, Nipple.

TITTHIS, Nipple.

TITTHOS, Mamma, Nipple.

TITUBANTIA, *Bredouillement*.

TITUBATIO, Fidgets, Vacillation.

TO-AND-FRO-SOUND, *Bruit de frottement*.

TOAD-FLAX, *Antirrhinum linaria*.

TOBACCO, *Nicotiana tabacum*—*t. English*, *Nicotiana rustica*—*t. Indian*, *Lobelia inflata*—*t. Poison*, *Hyoscyamus niger*—*t. Wild*, *Lobelia inflata*.

TOCETOS, Parturition.

TOCODYMYCODYMORITIS MALIGNA VAGINALIS, Colpocæ puerperarum.

TOCOLOGY, Obstetrics.

TOCOS, Parturition.

TODDY TREE, Mamei.

TOE, Digitus pedis.

TOEPLITZ, see *Toplitz*.

TOFUS, Tophus.

TOILE D'ARAIGNEE, *Aranæ tela*—*t. Choroidienne*, see *Choroid*—*t. de Gaultier*, *Spadrapum Galteri*.

TOKAS, Puerpera.

TOKOLOGY, Obstetrics.

TOLA, Tonsil.

TOLES, Tonsil.

TOLIUM, Tonsil.

TOLLES, Tonsil.

TOLLUM, Tonsil.

TOLUIFERA BAL'SAMUM, *Myroxylon Toluiferum*, Family, Terebinthaceæ. *Ses. Syst.* Decandria Monogynia. The name of the tree which affords the *Balsam of Tolu*, *Balsamum Tolutanum*, *Tolutanum*, (Ph. U. S.), *Toluiferæ Balsami Balsamum*, *Goac'onaz*, *Red Balsam of Peru*, (F.) *Baume de Tolu*, *B. de Carthagène*. It has a very fragrant odour, and warm, sweetish taste; is thick, and of a reddish-yellow colour. It is stimulant and expectorant, (?) and is used in coughs. It is chiefly, however, employed on account of its flavour.

TOLUTANUM, see Toluifera balsamum.

TOMATA, *Solanum lycopersicum*.

TOME, *Tom'us*, τὸμ, τομός, 'incision.' A common suffix, as in *Lithotomy*, *Bronchotomy*, &c.

TOME, Cut, Incision.

TOMEION, Knife.

TOMENTUM CEREBRI, from *tomentum*, 'a flock of wool.' The infinite number of small vessels which pass between the pia mater and convolutions of the brain. They enter the substance of the brain at right angles.

TOMEUS, Knife.

TOMIS, Scissors.

TOMOTOCIA, Cæsarean section.

TONE, *Tonus*, from τένω, 'I stretch.' The state of tension or firmness proper to each organic tissue. It is the effect of tonicity.

TONE, Elasticity.

TONGA, see *Datura sanguinea*.

TONGRES, MINERAL WATERS OF.

The town of Tongres is about a league from Maestricht in the Low Countries. The springs, of which there are several, are chalybeate, containing carbonates of iron and magnesia.

TONGUE, Sax. *tunz*, (D.) *Tong*, *Lingua*, *Glossa*, *Glotta*, (F.) *Langue*. The tongue is a muscular, symmetrical, and very mobile organ; situate in the mouth, from the os hyoides and epiglottis to the incisor teeth. Its particular use is, to procure for us the sensation of savours; and it aids in the acts of sucking, mastication, deglutition, pronunciation, and expiration. It has the shape of a pyramid, flattened above and below; rounded at its angles, and terminated, anteriorly, by a blunt point. Its upper surface, called the *dorsum*, is free, flat, and divided into two portions by a median furrow, *lin'ea mediana*; at the posterior extremity of which is the *foramen cæcum* or *Foramen of Morgagni*. The inferior surface is free, and covered by the mucous membrane on its anterior third and sides: but behind and in the middle it is attached to the lower jaw by means of the genio-glossus; and to the hyoides by the hyoglossus. Its margins are rounded; thick behind, thinner anteriorly. Its tip, or point, or dental extremity is rounded and free:—the root, base, or hyoid extremity, *Radix linguae*, is continuous with the epiglottis and velum palati. It is very thick at the foramen cæcum; but thinner as it approaches the hyoid bone. The tongue is composed of muscles, and covered by a mucous membrane—*Periglottis*, *Involucrum linguae*, *Membra'na seu Tunica*

vaginalis seu *Cutis* seu *Epider'mis* seu *Tunica* seu *Involucrum mucosum* seu *Crusta villosa linguae*—which forms also the frænum beneath the tongue. On this membrane are seen the different *papillæ*. The nerves of this organ proceed from the inferior maxillary, glosso-pharyngeal and hypoglossal. The first and second are connected with taste; the last with the motions of the organ. Some recent observers, however, consider the glosso-pharyngeal to be the special nerve of gustation. The arteries are the *lingual*, from the external carotid; and the *palatine* and *tonsillar*, from the labial. The veins are the *superficialis linguae*, *ranina*, *lingualis*, and *submental*. They open into those of the pharynx and larynx. Its lymphatic vessels pass into ganglia, situate at the edge of the hyoglossi muscles.

TONGUE, BLACK. A fever which prevailed in the western States in the winter of 1842-3; probably typhoid fever. According to some, an epidemic erysipelas.

TONGUE, HERNIA OF THE, Glossocœle—t. Inflammation of the, Glossitis—t. Red, fever, see Typhus—t. Scraper, *Cure-langue*—t. Tie, see Ankyloglossum.

TONIC, *Ton'icus*. Same etymon as *Tone*. Relating to tone.

Tonic, *Ton'icus*, *Tono'ticus*, *Antasthen'icus*, (F.) *Tonique*, *Fortifiant*, in Therapeutics, means a medicine, which has the power of exciting slowly, and by insensible degrees, the organic actions of the different systems of the animal economy, and of augmenting their strength in a durable manner. Bitter, vegetable substances which are not associated with an acrid or narcotic principle; preparations of iron; cold water, &c., act as tonics. They are also called *Comfortant'ia*, *Confortati'va*, *Corroborant'ia*, *Confirmant'ia*, *Boboran'tia*, &c.

The following are the chief Tonics:—Acidum Arseniosum, Acidum Nitricum, Acidum Sulphuricum, Argenti Nitras, Bismuthi Subnitras, Carbo Ligni, Cascarilla, Cinchona, Cinchonina, Colomba, Cornus Florida, Cupri Acetas, Cupri Sulphas, Cuprum ammoniacum, Cusparia, Eupatorium perfoliatum, Ferri Preparata, Gentiana, Liriodendron, Lupulina, Piperina, Prunus Virginiana, Quassia, Quinia, Salix, Salicina, Serpentaria, Zinci preparata,—*Aque minerales acidulæ et ferruginæ*, Mental Tonics, (Confidence, Hope, Amusement.)

TONIC POWER, Irritability.

TONIC SPASM, *Spasmus ton'icus*, *Convulsio tonica*, *Conductio*, *Spas'ticus*, *Tonos*, *Entonia*, *Entasis*, *Entasia*. A rigid contraction of muscles without relaxation, as in trismus, tetanus, &c. See Tetanus and Spasm.

TONICITY, *Tonic'itas*. The faculty that determines the general tone of the solids. Excessive tonicity causes *erethism* or *crispness*; deficient tonicity, *atony* or *weakness*. Tonicity has been used in the same sense as irritability.

TONIQUE, Tonic.

TONOS, Tonic spasm—t. Trismus, Trismus.

TONOTICUS, Tonic.

TONSIL, *Tonsill'a*, *Amygdala*, *Paristh'mia*, *Paristh'mium*, *Amphibranchium*, *Glandula colli*, *Tola*, *Tolles*, *Toles*, *To'lium*, *Tollum*, *Spongos*, *An'tias*, Pl. *Anti'ades*, *Almond of the ear*, *Almond of the throat*, (F.) *Amygdale*, *Tonsille*. An ovoid follicle, about half an inch in length, similar in shape to an almond, and situ-

ate, on each side, between the pillars of the velum palati. The inner surface, projecting into the isthmus of the throat, is covered by the mucous membrane, in which are the orifices of a dozen cells, whence a transparent, viscid mucus oozes on pressure. This mucus is destined to facilitate deglutition, by lubricating the isthmus faucium; and is forced out during the passage of the alimentary bolus.

TONSILLÆ PESTILENTES, Cynanche maligna.

TONSILLARUM GANGRÆNA, Cynanche maligna.

TONSILLE, Tonsil.

TONSILLITIS, Cynanche tonsillarum.

TONSORIUS CULTER, Razor.

TOOTH, Sax. *toð*, *Dens*, *Odous*, (F.) *Dent*.

The teeth, *Dentes*, *Mord'ices*, are small, hard bones, fixed in the alveoli of each jaw, and serving to lay hold of, and to cut, tear, and triturate alimentary substances. True teeth are found only in man, the mammalia, reptiles, and fish. The teeth have, in general, the shape of an irregular cone, the base of which is towards the interior of the mouth; and the apex, single or divided, towards the bottom of the alveoli. Each tooth has a part situate out of the alveolus, and covered by a vitriform substance. This part is called the *corona* or *corona*. It is bounded by a narrower portion, called the *cervix*, (F.) *collet*, which separates it from the portion in the alveolus—the *fang* or *root*, (F.) *racine*. In the adult, the teeth are 32 in number; 16 to each jaw: these consist of 4 *incisors*, 2 *canine*, 4 *bicuspidati*, and 6 *molares*. (See these various terms.) The teeth enclose a vascular and nervous pulp, in a central cavity, *Cavitas Pulpa*, *Cavum Dentis*, *Antrum dentale*. They are formed of a very hard, compact tissue; and the corona is covered by a vitreous substance called *Enamel*. The incisor and canine teeth are developed by a single point of ossification, the lesser molares, by two; and the larger by four or five. See Dentition. Researches by Retzius, Müller and others, have shown that the ivory or *Dentine*, *Substantia os'sea* of Malpighi, of the tooth consists of tubular fibres, which contain organic deposits of calcareous salts; and of intertubular substance, in which are observed corpuscles or osseous cells of the tooth, called by Professor Owen *calcigerous cells*; which also contain earthy salts. At the part where the enamel terminates at the cervix of the tooth, the *crusta petrosa*, *cementum*, or cortical substance, commences in an extremely thin stratum, passes down and gradually increases in thickness towards the extremity of the root, where it is generally the thickest. It is said by Nasmyth to have been traced on the enamel, and Purkinje and Fränkel found it lining the *cavitas pulpæ*. They gave it the name *Substantia ostioidea*. It is the *materia tartarea* of Malpighi. In the compound teeth of the herbivorous animal, a deposition is found on the surface of the enamel, which has been called *cementum*. Müller, however, regards it to be a deposit from the salts and the saliva, and to be essentially the same as what is called tartar in the human subject.

TOOTHACHE, Odontalgia—t. Bush, *Xanthoxylum fraxineum*—t. Tree, *Aralia spinosa*, *Xanthoxylum clava Herculis*.

TOOTH EDGE, *Agacement des dents*, Hæ-

modia—t. Paste, *Dentifricium*—t. Rash, *Strophulus*—t. Shell, dog-like, *Dentalium*.

TOPHACEOUS CONCRETION, *Tophus*.

TOPHUS, *Tofus*, *Osteocephus*, *Tophæceus Concretion*. A collection of hard, calcareous matter, which forms, particularly, at the surface of joints affected with gout; (see *Calculi*, *arthritic*;) and occasionally, in the interior of organs, around the teeth, &c. It likewise meant gravel.

TOPIC, *Topical*, *Topicus*. A local application; (F.) *Topique*. See *Local*.

TOPICUS, *Local*.

TOPINARIA, *Talpa*.

TOPIQUE, *Topic*.

TÖPLITZ or TEPLITZ, MINERAL WATERS OF. Töplitz is a town of Bohemia, celebrated for its numerous thermal springs. The water contains chloride of sodium, carbonate, and sulphate of soda; and carbonates of lime and iron, &c. Temp. 114° to 122° Fahr.

TÖPLITZ, Töplitz.

TOPOGRAPHICAL ANATOMY, see *Anatomy*.

TORCULAR, *Tourniquet*.

TORCULAR HEROPHILI, *The Press of Herophylus*, *Lechenet'on*, *Lenos*, *Lenum*, *Fourth Sinus*, (F.) *Confluent des Sinus*, *Pressoir d'Herophile*. A smooth and polished cavity, of irregular shape, in which several sinuses of the dura mater meet. It is situate before the internal occipital protuberance, at the union of the three great duplicatures of the dura mater. It has six openings into it:—one above, that of the superior longitudinal sinus; two below, answering to the occipital sinuses; one anterior, belonging to the straight sinus; and two lateral, and very broad, which lead into the lateral sinuses; and convey from the cavity the blood that has been poured into it by the others.

TORCULUM, *Tourniquet*.

TORDYLUM OFFICINALE, *Seseli Creticum*, (F.) *Séseli de Crète*. *Family*, *Umbellifera*. *Sex. Syst.*, *Pentandria Digynia*. The seeds and roots of this Southern European plant are considered carminative and diuretic. They enter into the theriaca.

TORONIA ASIATICA, *Cala-dolo*. A small Malabar plant, the juice of whose leaves, sweetened with sugar, is said to cure gonorrhœa.

TORMENTIL, *Geranium maculatum*, *Tormentilla*.

TORMENTIL'LA, *T. erecta*, *Potentill'a tormentill'a*, *Common Tormentil*, *Upright Septfoil*, *Heptaphyllum*, *Consolida rubra*, (F.) *Tormentille*. *Family*, *Rosacæ*. *Sex. Syst.*, *Icosandria Polygynia*. The root has a slightly aromatic odour; and austere, styptic taste: It is astringent. Dose, of the powder, gr. x. to ʒj.

TORMENTUM, *lilus*, *Intussusceptio*.

TORMINA, *Strophos*, *Calial'gia*, *Encalial'gia*, *Anile'ma*, *Anile'sis*, *Gripes*, *Mulligrubs*, (F.) *Tranchées*. Acute colicky pains. Dysentery.

TORMINA CELSI, *Dysentery*—t. *Parturientium*, *Pains*, *labour*—t. *Post partum*, see *Pains*, *labour*.

TORNACULUM, *Tourniquet*.

TOROSITAS, *Corpulentia carno'sa*, *Habitus athleticus*. Muscular strength, from torosus, 'brawny,'—*tori*, 'brawn.'

TOROSUS, *Muscular*.

TORPEDO, Narcosis.
TORPEFACTIO UNIVERSALIS, Holonarcosis.

TORPIDITAS, Torpor.

TORPIDUS, Narcotized.

TORPOR, *Torpiditas*, *Noth'notes*, *Parap'sis expers*, (F.) *Engourdissement*, from *torpere*, 'to be numbed.' State of a part which becomes numb, and almost incapable of motion. It is also applied to a debilitated, sluggish condition of a part or of the whole of the body; *Aër'gia*, (F.) *Accablement*.

TORPOR, Narcosis—t. of the Colon, see Colon, torpor of the—t. *Intestinorum*, *Constipation*—t. *Soporificus*, *Nocar*.

TORQUAY. A town in Devonshire, England, which, on account of the mildness of its climate, and its sheltered situation from the bleaker winds, is a frequent retreat for the phthisical invalid.

TORSION, *Tor'sio*. The act of twisting. Torsion of the extremities of bleeding vessels, *Angios'trophê*, until the blood ceases to flow, is sometimes used to arrest hemorrhage from divided vessels.

TORTELE, Erysimum.

TORTICOL'IS, *Obstip'itas*, *Caput obstipum*, *Obsti'pa cervix*, *Obstip'itas cap'itis* seu *Colli*, *Collum obstipum*, *Trachel'agra*, *Enta'sia Loxa*, *Lox'ias*, *Cephalox'ia*, *Ancylodê're*, *Ancylodê'ris*, *Rhizocera'nia*, *Auchenorrh'ema*, *Rheumatis'mus colli*, *Rh. Cervicis*, *Stiffneck*, *Wry-neck*; from *torquere*, *tortum*, 'to twist,' and *collum*, 'the neck.' A variety of rheumatism, seated in the muscles of the neck, which prevents the motion of the head, and causes the patient to hold it inclined to the side affected. It is, commonly, of short duration; usually disappearing in a few days. Rubefacients are the best topical applications. The term is also applied to permanent contraction of the muscles of the neck, which causes the head to be held to one side. The remedy is the division of the contracted muscles.

TORTOISE, FRESHWATER, GREAT, *Hydraspis expansa*.

TORTUE, Testudo.

TORTURA ORIS, Canine laugh, Neuralgia faciei—t. *Oris paralytica* Linnæi, *Paralysis*, *Bell's*.

TOR'ULA CEREVISIÆ, *Saccharom'ycetes*, *Mycoder'ma cerevisia*, *Cryptococcus ferment'um*, *Yeast plant*.—One of the simplest forms of vegetation, capable, under favourable circumstances, of vegetating rapidly, and assisting in producing the fermentation of saccharine substances. The plant has been found in vomited fluids, and in fæces.

TORULUS GLANDIS, Crown of the glans.

TORUS, Muscle—t. *Manûs*, *Metacarpus*.

TOTA BONA, *Chenopodium bonus Henricus*.

TOTUM CARNOSUM, Pancreas.

TOUCH, *Tactus*, *Tactio*, *Haphê*, *Hapsis*, *Palpation*, (F.) *Toucher*. One of the five senses, and that which makes known to us the palpable qualities of bodies, such as their consistence, quality, &c. It is seated, particularly, in the hands; and differs from tact in being active.

TOUCH-ME-NOT, *Impatiens fulva*.

TOUCH, ROYAL. It was at one time universally believed, in England, that the Royal touch would remove *Scrofula* or *King's Evil*, (as it

was thence called.) This superstition is now entirely exploded. Edward, the Confessor, was the first English king who touched for the Evil.

TOUCHER, *Esaphe*, *Touch*.

TOUCHWOOD, *Boletus igniarius*.

TOUR-DE-MÂITRE, *Coup de maître*.

TOURBILLON VASCULAIRE, *Vasa vasorum*.

TOURNESOL, *Heliotropium Europæum*.

TOURNOLE, *Paronychia*.

TOURNIQUET, *Tor'cular*, *Tor'culum*, *Tornaculum*, *Præ'lum*, *Præ'lum*, *Præ'lum seu Prelum arteria'le*, *Verticil'lum*, *Fas'cia tor'tilis*, from (F.) *tourner*, 'to turn.' A surgical instrument for stopping the course of blood in the limbs, by exerting a strong compression upon the principal artery. It was invented by a French surgeon, Morel, in the middle of the 17th century; and was modified subsequently, by Nuck, Verduc, Monro, Petit, and Louis. It is used to suspend, for a time, the circulation in a limb, during great operations; to arrest arterial hemorrhage in cases of wounds; to compress certain aneurismal and other tumours, &c.

TOUS-LES-MOIS. A fecula obtained from the root of *Canna coccin'ea*. It resembles potato starch; and may be substituted for arrow root. It is obtained from St. Kitts.

TOUTE BONNE, *Salvia sclarea*.

TOUTE ÉPICE, see *Myrtus pimenta*—t. *Saine*, *Sanicula*.

TOUX, Tussis—t. *Bleue*, *Pertussis*—t. *Bronchique*, *Bronchial cough*, *Cough*, *tubal*—t. *Caverneuse*, see *Cavernous respiration*—t. *Convulsive*, *Pertussis*—t. *Quinteuse*, *Pertussis*—t. *Tubaire*, *Bronchial cough*, *Cough*, *tubal*.

TOXICAL, Poisonous.

TOXICATIO, Poisoning.

TOXICODENDRON, *Rhus toxicodendron*.

TOXICOHÆMIA, from *τοξικον*, 'a poison,' and *αἷμα*, 'blood.' Poisoning of the blood.—*Piorry*.

TOXICOL'OGY, *Toxicolog'ia*, from *τοξικον*, (itself from *τοξον*, 'a bow,') 'a poison,' and *λογος*, 'a description.' A treatise on poisons.

TOXICOSES, (G.) *Toxikosen*, from *τοξικον*, 'a poison.' A family of diseases, according to the classification of Fuchs, caused by the reception of poisons into the system.

TOXICUM, Poison, Venom.

TRABECULA, *Corpus callosum*—t. *Willisii*, *Chordæ Willisii*.

TRABECULÆ CORDIS, *Columnæ carneæ*.

TRABES CORDIS, *Columnæ carneæ*.

TRABS, Penis—t. *Medullaris*, *Corpus callosum*.

TRACHE'A, (generally, however, accented *Trache'a*) *Trache'a arter'ia*, *Bronchus*, *As'pera arteria*, *Fis'tula spiritua'lis*, *F. pulmona'lis*, *Canna*, *Syrin'ga*, *Syrin'x*; the *Windpipe*, (F.) *Trachê artère*, from *τραχευς*, 'rough,' and *αρηγεια*, 'artery,' composed of *αἰρ*, 'air,' and *τηνειν*, 'to keep.' The trachea is a cylindrical, fibrocartilaginous and membranous tube, flattened behind, and situate on the median line, before the vertebral column, from the inferior part of the larynx, as far as the third dorsal vertebra. There it divides into two branches, the *bronchia*, which separate to go to each lung. The trachea, the function of which is to convey air to the lungs during respiration, is composed, I. Of cartilaginous rings, *An'nuli cartilagin'ei*,

Segmenta cartilaginea, Orbes cartilaginei, incomplete behind; situate one above the other, and kept *in situ* by a fibrous membrane. 2. Of a mucous membrane, which lines it internally, and contains numerous mucous follicles. 3. Of transverse muscular fibres, not well marked, which occupy its posterior surface. 4. Of vessels, which proceed from the superior and inferior thyroideal; and, 5. Of nerves, that are given off by the pneumogastric and the cervical ganglia.

TRACHEA ARTERIA, Trachea.

TRACHEAL, *Trachealis*. An epithet applied to the respiration as heard through the stethoscope opposite the trachea, larynx, and root of the bronchia: the air appearing as if sucked in from the cylinder during inspiration, and expelled during expiration.

TRACHÉE ARTÈRE, Trachea.

TRACHEITIS, Cynanche trachealis.

TRACHELAGRA, Torticollis.

TRACHELIAN, Cervical.

TRACHELITIS, Cynanche trachealis.

TRACHELIUM AMERICANUM, *Lobelia cardinalis*.

TRACHÉLO-AILOIDO-OCCIPITAL, *Obliquus superior capitis*—*t. Atlâido-basilaire*, *Rectus capitis lateralis*—*t. Basilaire*, *Rectus capitis internus major*—*t. Basilaire, petit*, *Rectus capitis internus minor*.

TRACHELO-DIAPHRAGMATIC, *Trachelo-diaphragmaticus*. The 4th pair of cervical nerves, whence the phrenic nerve chiefly arises.—Chaussier.

TRACHÉLO-MASTOÏDIEN, *Complexus minor*—*t. Occipital*, *Complexus*—*t. Phyma*, *Bronchocele*—*t. Scapulaire*, *Levator scapulae*.

TRACHELOS, Collum.

TRACHEOCELE, Bronchocele.

TRACHEOPHONY, Laryngophony.

TRACHEOPHTHISIS, see Phthisis laryngea.

TRACHEORRHAG'IA, *Hæmoptæ seu Hæmoptysis laryngea et trachealis*, from *τραχῦς*, 'the trachea,' and *ρηνυμι*, 'to break forth.' Hemorrhage from the trachea.

TRACHEOTOMY, see Bronchotomy.

TRACHITIS, Cynanche trachealis.

TRACHOMA, *Asperæda*, from *τραχῦς*, 'rough.' *Granular conjunctiva*, *granular eyelid*, (F.) *Asperité des Paupières*. A roughness of the inner surface of the eyelids; granular eyelids. A variety of ophthalmia, of which three kinds have been designated:—*T. Sabulosum*, from sand, &c., getting between the eyelids; *T. caruncula sum*, *Phadaro des*, *Phadaro'sis*, *Morum palpebra interva*, from fleshy excrescences; and *T. herpeticum*, from hard pustules on the inner surface of the eyelids. This last is also called *Ficoid'sis*; and *Palpebra fœosa*.

TRACTATIO MANUARIA, Surgery.

TRACTORATION, Perkinism, see Tractors, metallic.

TRACTORS, METALLIC. Metallic agents, introduced by Dr. Elisha Perkins, of Connecticut, about the end of the last century, to cure diseases. The parts were rubbed with these tractors, and hundreds of thousands of cases were reported to have been cured by the *tractation*. The affections, in which they were chiefly used, were local inflammations, and pains in different parts. The good effects

were, doubtless, owing to the influence exerted by the mind over the body. The bubble did not exist long. See PERKINISM.

TRACTUS INTESTINORUM, Intestinal Tube—*t. Respiratorius*, Respiratory tract.

TRAGACANTHA, *Gummi Tragacantha*, *G. Astragal'ali Tragacantha*, *Gum Tragacanth*, *Gum Dragag*; the concrete juice of the *Astragalus Tragacantha* or *Astragalus verus*, a native of Persia. *Family*, Leguminosæ. *Sex. Syst.* Diadelphia Decandria. (F.) *Gamme Adragant*, *Adragant*. This gum is inodorous; nearly insipid; of a whitish colour; semi-transparent, and striated. It is in thin, vermiform pieces; and does not form a smooth, uniform mucilage with water. It is demulcent, but is rarely used alone.

TRAGEA AROMATICA, Pulvis cinnamomi compositus.

TRAG'VICUS, *Tragien*, (Ch.), from *Tragus*. A small, flat, triangular muscle, which almost wholly covers the outer surface of the tragus, arising from its base, and terminating at the top of the eminence.

TRAGIEN, *Tragicus*.

TRAGOMASCH'ALIA, *Tragomas'chalé*, from *τραγος*, 'a goat,' and *μασχάλη*, 'axilla.' The strong, unpleasant odour of the armpits.

TRAGOPHONIA, Egophony.

TRAGOPHON, from *τραγος*, 'a goat,' and *φωνον*, 'beard.' A genus of plants; *Family*, Cichoracæ. *Sex. Syst.* Syngenesia Polygamia Æqualis. (F.) *Barbe de Bœuf*; of which the roots of the *Tragopogon porrifolium*, *Salsif*, *Oyster root*, and the young shoots of the *T. pratensis*, *Meadow Salsif*, or *Common Goat's Beard*, (F.) *Salsifis des prés*, are eaten as food. The root of the latter has been used as a diuretic.

TRAGOSELINUM, *Pimpinella saxifraga*—*t. Majus*, *Pimpinella magna*.

TRAGUS, *τραγος*, 'a goat;' from its being furnished, in some persons, with hair, like the beard of a goat; *Hircus*, *Hircinus*. A small, flattened, triangular nipple, situate before the meatus auditorius externus, which it appears to conceal. It is covered with hair in old people, whence its name. Also, the peculiar goat-like smell of the axilla.

TRAGUS MATTHIOLI, *Salsola kali*.

TRAINASSE, *Polygonum aviculare*.

TRAMIS, *Perinæum*.

TRANCE, Catalepsy, Ecstasis.

TRANCHÉES, *Tormina*—*t. Uterines*, Pains, after.

TRANSFIGURATIO, Transformation.

TRANSFORMATION, *Transformatio*, *Transfiguratio*; *Transmutatio*, *Metabole*; from *trans*, 'beyond,' and *forma*, 'form.' Change of form.

TRANSFORMATIONS DE TISSU, (F.) The French pathologists designate thus the change that occurs in an organ, the tissue of which becomes similar to that of another organ. The chief transformations are cartilaginous, osseous, and adipous. See Tissue.

TRANSFUSION, *Transfusio*, from *transfundere*, (*trans*, and *fundere*, 'to pour,') 'to pour from one vessel into another.' *Transfusio Sanguinis*, *Cura Medæna*, *Methæmochymia*, *Hæmatometach'ysis*, *Hæmatetach'ysis*, *Drach'ysis*, *Transplantatio Medica nava*, *Chirurgia transfusoria*, *Exotichæmata'sis*. The act of passing the blood of one animal into the veins

of another; an operation which was formerly used to fulfil various therapeutical intentions. It has been revived in cases of uterine hemorrhage; and, apparently, with some success.

The operation can only be performed safely on animals having like kinds of blood. See Globule.

TRANSLATION, Metastasis.

TRANSMUTATIO, Transformation.

TRANSPIRATIO, Perspiration — t. Unilatera, Hemidiaphoresis.

TRANSPLANTATIO, *Metaphytei'a*. A pretended method of curing diseases, devised by Paracelsus—by making them pass from one individual to another, either animal or vegetable.

TRANSPLANTATIO, Morioplastice—t. Medica nova, Transfusion.

TRANSPLANTATIO DENTIS, *Insit'io dentis*. The act of transplanting a tooth from one person to another.

TRANSPORT, Delirium.

TRANSPPOSITIO, Metathesis.

TRANSPPOSIT'ION, *Transpositio*, from *trans*, 'over,' and *ponere*, 'to put;' *Metathesis*. Change of situation.

TRANSPOSITION OF THE VIS'CERA, *Polype'ria promiscua translati'va*, is a congenital vice of conformation, which consists in the viscera being found out of the situations they ordinarily occupy; the heart, for example, being on the right side; the liver on the left, &c.

TRANSUDATIO, Diapedesis.

TRANSUDATIO, *Transudatio*, from *trans*, 'through,' and *sudare*, *sudatum*, 'to sweat.' The passage of a fluid through the tissue of any organ, which may collect in small drops on the opposite surface, or evaporate from it.

TRANSUDATION, Exosmose.

TRANSVERSAIRE ÉPINEUX, *Transversalis dorsi*—t. *Épineux du cou*, *Semispinalis colli*—t. *Grêle*, see *Sacro-lumbalis*—t. *Épineux du dos*, *Semispinatus dorsi*.

TRANSVERSAL DE LA CONQUE, *Transversalis auris*—t. *du Nez*, *Compressor nasi*—t. *des Orteils*, *Transversus pedis*.

TRANSVERSALIS, Transverse.

TRANSVERSALIS ABDOM'INIS, (F.) *Lombo-abdominal*, (Ch.), *Transverse de l'Abdomen*. This muscle is seated, deeply, on the lateral parts of the abdomen. It is flat, thin, and broader before than behind. It is attached, above, to the cartilage of the last true rib, and to those of every false rib; and, below, to the inner lip of the crista of the ilium; to the two outer thirds of the crural arch, and to the upper part of the pubis. Its fibres, moreover, are inserted, behind, by means of broad aponeuroses, into the top of the transverse and spinous processes of the first four lumbar vertebræ; and, before, into the linea alba, and the ensiform cartilage. This muscle, all of whose fibres have a transverse direction, constricts the belly, and diminishes the base of the chest, by drawing inwards the ribs to which it is attached.

TRANSVERSALIS ANTICUS PRIMUS, *Rectus capitis lateralis*—t. *Collateralis colli*, see *Sacro-lumbalis*.

TRANSVERSALIS COLLI, *Transversalis Major colli*, *Portion of the Sacro-spinal* (Ch.), (F.) *Transversaire*. A muscle, seated at the posterior and lateral part of the neck and upper

part of the back. It is attached to the transverse processes of the 5 or 6 lowest vertebræ of the neck; and to those of the 4 or 5 first dorsal. It extends the vertebræ of the neck, and inclines them to its side.

TRANSVERSALIS COLLI, *Semi-spinalis colli*.

TRANSVERSALIS DORSI, *Transverso-spinalis*, *Multifidus Spina*, *Lumbo cervical portion of the Spinal*, (Ch.) (*Transverso-spinalis Lumbo'rum*, *Transverso-spinalis Dorsi*, *Transverso-spinalis Colli*), *Musculus sacer*, *Spinales et transversales lumborum*, *Semi-spinalis internus*, *sive Transverso-spinalis colli pars interna*, (Winslow,) *Lombo-dorsi-spinal*, &c., (F.) *Transversaire épineux*. This muscle, usually called by English anatomists, *Multifidus spina*, and including all the *transverso-spinales*, is situate in the vertebral gutters, extending from the posterior part of the sacrum to the second cervical vertebræ. It is thicker in the neck and loins than in the back and behind the sacrum. Its use is—to straighten the vertebral column, and to impress upon it a slight rotary motion.

TRANSVERSALIS NASI, *Compressor naris*.

TRANSVERSARIUS, Transverse.

TRANSVERSE, *Transversus*, *Transversalis*, *Transversarius*, from *trans*, 'over,' and *vertere*, 'to turn.' That which runs across; also, that which relates to the transverse processes of the vertebræ.

TRANSVERSE ARTERY OF THE FACE, arises from the temporal; passes transversely across the face, in front of the condyle of the lower jaw, and gives its branches to the different muscles of the cheek.

TRANSVERSE FISSURE, see *Liver*—t. *Ligament of the Atlas*, *Annular ligament*.

TRANSVERSE PERINEAL ARTERY, *Urethro-bulbar* (Ch.) is given off from the upper branch of the internal pudic; and passes inwards and forwards above the transversus perinæ muscle, as far as the bulb of the urethra, into which it dips;—subdividing into numerous branches.

TRANSVERSE PROC'ESSES OF THE VER'TEBRÆ, (F.) *Apophyses transverses des vertèbres*, are the bony eminences that jut out transversely and posteriorly from the sides of the vertebræ.

TRANSVERSE SUTURE, *Sutura transversalis*, runs across the face, and sinks into the orbit; joining the bones of the skull to those of the face, but with so many irregularities and interruptions, that it can scarcely be recognised as a suture.

TRANSVERSE DE L'ABDOMEN, *Transversalis abdominis*—t. *de l'Oricule*, *Transversus auris*—t. *du Périnée*, *Transversus perinæ*.

TRANSVERSO-SPINAL, *Semi-spinalis colli*, *Semi-spinalis dorsi*—t. *Spinalis*, *Transversalis dorsi*—t. *Spinalis colli*, *Semi-spinalis colli*—t. *Spinalis dorsi*, *Semi-spinalis dorsi*.

TRANSVERSUS AURIS MUSCLE, (F.) *Transversus de l'Oricule*, (Ch.) *Transversus de la Conque*, is often wanting. It is formed of some transverse fibres, situate transversely, behind the projection of the helix which divides the concha into two portions.

TRANSVERSUS PEDIS, *Scandula-risus*, (F.) *Transversal des Orteils*, *Métatarso-sous-phalangien transversal du premier orteil*, (Chaus-sier.) A muscle, which arises by fleshy slips from the heads of the metatarsal bones of the three outer toes. Its tendon is inserted into the

base of the first phalanx of the great toe, being blended with that of the adductor pollicis.

TRANSVERSUS PERINEI, *Levator Ani parvus*, *Ischio-perineal*, (Ch.) (F.) *Transverse du Périnée*, is placed at the posterior part of the perineum. It is thin, triangular, and situate transversely. Its external extremity is attached to the ramus and tuberosity of the ischium: its inner extremity is confounded with its fellow of the opposite side, and with the anterior part of the sphincter ani and posterior part of the bulbo-cavernosus. The use of this muscle is,—to compress the urethra, and to support the rectum and bladder. To a fasciculus of this muscle, Santorini has given the name *Urethra Elevator* sen *Ejaculator*.

TRANSVERSUS PERINEI ALTER, *Prostaticus inferior*. A small muscle which occasionally accompanies the last.

TRAPA NATANS, (F.) *Macre flottante*, *Noix d'Eau*, *Chataigne d'Eau*. *Sez. Syst.* Tetrandria Monogynia. The plant which affords the *Nuces Aquaticæ*, *Tribuli aquatici*, *Calrops*. The nut is considered nutrient and demulcent, and is said to be useful in diarrhœa from abrasion of the bowels, and in calculus. A poultice is sometimes made of it to discuss hard and indolent tumours.

TRAPEZE, Trapezium, Trapezium.

TRAPEZIUM, OS, *ραπέσιον*. So called from its shape. *Os multangulum majus*, (F.) *Os trapèze*. The first bone of the second row of the carpus. It is articulated, above, with the scaphoides; below, with the first bone of the metacarpus; within, with the trapezoides, and second metacarpal bone. Anteriorly, posteriorly, and externally, it gives attachment to ligaments.

TRAPEZIUS, *Cucullaris*, (F.) *Dorso-acromion*, (Ch.) *Trapèze*, *Capushon*. A muscle, seated at the posterior part of the neck and shoulder, and at the upper part of the back. It has the shape of a trapezium; is attached, on the one hand, to the inner third of the upper curved line of the occipital bone; to the posterior cervical ligament; to the spinous process of the 7th cervical vertebra; and to those of all the dorsal vertebrae; and, on the other hand, to the spine of the scapula; the acromion and the outer third of the posterior margin of the clavicle. Its upper fibres are situate obliquely downwards and outwards; the transverse and inferior, obliquely outwards and inwards. This muscle elevates the shoulder; carries it backwards, or depresses it, according as its upper, middle, or lower fibres contract separately. It straightens the head, also, and inclines it to one side.

TRAPEZOID LIGAMENT. The anterior part of the coraco-clavicular ligament. It is a very strong, fibrous fasciculus, which has the shape of a trapezium, and is situate obliquely, between the acromion process and clavicle.

TRAPEZOIDES, OS, *Os multangulum minus*, *Os pyramida'le carpi*, from *ραπέσιον*, 'a trapezium,' and *ειδος*, 'shape or resemblance.' The second bone of the second row of the carpus,—so called from its shape. It is smaller than the trapezium, on the inside of which it is situate. It is articulated, above, with the os naviculare; below, with the second metacarpal bone; on the outside, with the trapezium; and internally with the magnum. An-

teriorly and posteriorly, it affords attachment to ligaments.

TRÄUBENCUR, Grape cure.

TRÄULISMUS, see Balbuties and Bläsitas.

TRÄULOTES, see Bläsitas.

TRÄUMA, Wound.

TRÄUMATIC, *Traumaticus*, *Vulnerarius*; from *τραυμα*, 'a wound.' Any thing relating to a wound.

TRÄUMATICA, Detergents.

TRÄUMATICUS, *Traumaticus*, *Vulnerary*.

TRÄUMATOP'YRA, *Febris traumatica*; from *τραυμα*, 'a wound,' and *πυρ*, 'fire.' A wound fever, or fever consecutive to a wound.

TRÄVAIL D'ENFANT, Parturition.

TRÄVELLER'S JOY, *Clematis vitalba*.

TRÄCLE, *Melasses*, *Theriaca*—t. English, *Tencrium chamædryis*—t. Venice, *Theriaca*.

TREAD, *Cicatricula*—t. of the Cock, *Mole-cule*.

TREE, **ELK**, *Andromeda arborea*—t. of Life, *Thuya occidentalis*—t. Sour, *Andromeda arborea*.

TRÉFLE D'EAU, *Menyanthes trifoliata*.

TREFOIL, *Hepatica triloba*—t. Bean, stinking, *Anagyris*—t. Marsh, *Menyanthes verna*—t. Sour, *Oxalis acetosella*—t. Water, *Menyanthes trifoliata*.

TREMA, Foramen.

TREMBLEMENT, Tremor—t. *Métallique*, see Tremor.

TREMBLES, Milk-sickness.

TREMBLING, Tremor.

TREMOR, *Trepidatio*, *Synclonus Tremor*, *Tromus*, *Trembling*, (F.) *Tremblement*, from *tremere*, 'to tremble.' Involuntary agitation of the body, or of some part of it, without any obstacle to voluntary motion. It depends, generally, upon debility of the muscular, or of the nervous system; and, hence, is observed in convalescence, and in typhoid affections. It occurs, also, in old people; in hard drinkers; workers in mercury, lead, &c.: in the last case, it is called by the French, *Tremblement métallique*, *Tremor metallicus*. Tremor seems to resemble paralysis more than convulsion. See *Paralysis agitans* and *Pavatio*.

TREMOR CORDIS, *Hippus*, *Palpitation*—t. *Metallicus*, see Tremor.

TREPAN, *Trep'anum*, *Terebell'a*, *Trip'anon*, *Pereter'ium*, *Peretor'ium*, *Serracaversat'ilis*, *Chen'icis*, *Chanicion*, *Ter'ebra*, *Ter'etron*, *Teretrium*, *Vertib'ulum*, *Trypanon*, (F.) *Trep'an*, from *τυπανω*, 'I perforate.' A surgical instrument resembling a wimble, and worked in the same manner. It is used for removing portions of bone, and particularly of the bones of the skull. The term *trep'an* is given more particularly to the part of the instrument that makes the perforation. The handle is so constructed as to receive different bits, as the Crown, the *Trep'an perforatif* or *Perite'riion*, the *T. exfoliatif* or *Desquamato'rium trep'anum*, and the *T. abaptis'ta*.

In Great Britain and the United States, this instrument has been superseded by the trephine, which is more manageable.

TREPANATIO, Trepanning.

TREPANATION, Trepanning.

TREPAN'NING, *Terebra'tio*, *Anat're'sis*, *Cephalotripe'sis*, *Trep'ana'tio*, *Tryp'e'sis*, *Tresis*, *Pris'is*, *Prismus*, *Fora'tio*, (F.) *Trep'ana'tion*. Same etymon. The methodical application of the trepan.

TREPANON, Trepan.

TREPANUM, Trepan.

TREPINE. The instrument which has replaced the trepan in some countries. It consists of a simple, cylindrical saw; with a handle placed transversely like that of a gimlet, and from the centre of the circle, described by the teeth of the saw, a sharp little perforator projects, called the *Centrepin*. The centrepin is capable of being removed, at the surgeon's option, by means of a key for the purpose. It is used to fix the instrument until the teeth of the saw have made a circular groove, sufficiently deep for it to work steadily. The pin must then be removed. Sometimes the pin is made to slide up and down, and to be fixed in any position, by means of a screw.

TREPHOUSA, Nurse.

TREPIDATIO, Tremor—t. Cordis, Cardiotromus.

TREPONDO. A weight of three pounds.—Scribonius.

TRESIS, *τρησις*, from *τρεω*, 'I bore.' Properly, a perforation. A wound. A forcible solution of continuity in a soft part, commencing externally. A genus in the nosology of Good.

TRESIS, Trepanning, Wound—t. Causis, Burn—t. Punctura, Puncture—t. Vulnus, Wound—t. Vulnus laceratum, see Laceration—t. Vulnus simplex, Cut.

TRESSAILLEMENT, Shuddering.

TRESSORIA, *Επισήιον*, *επισειον*. A term formerly applied to the hair covering the mons veneris, the absence of which has, by the vulgar, been esteemed a matter of reproach.

TRI, *τρι*, in composition, 'three.' Hence:

TRIANGLE MÉDULLAIRE, Fornix.

TRIANGULAR, *Trigonos*, *Triangularis*, from *tris*, for *tres*, 'three,' and *angulus*, 'an angle.' That which has three angles.

TRIANGULAR LIGAMENT OF INFRA-PUBIAN is a ligamentous fascia with short fibres, situate transversely beneath the symphysis pubis, which it strengthens.

TRIANGULARIS, Depressor anguli oris—t. Coccygis, Coccygeus—t. Nasi, Compressor naris.

TRIANGULARIS STERNI, *Sterno-costal* (Ch.) *Pectoralis internus*. A muscle situate at the anterior and inner part of the chest, behind the cartilages of the ribs. It has the shape of a lengthened triangle, the base of which is directed downwards. It is attached to the posterior, lateral, and inferior part of the sternum, whence its fibres pass upwards and outwards, and terminate by as many distinct digitations at the cartilages of the 3d, 4th, 5th, and 6th true ribs. This muscle depresses the ribs and contributes to expiration.

TRIBAS, (F.) *Tribade*, from *τριβω*, 'I rub.' *Fricrix*, *Fricatrix*, *Fuutor*, *Mas'cula*, *Subagatrix*, *Subagator*. A female whose clitoris is so large as to cause her to be regarded as an hermaphrodite.

TRIBULI AQUATICI, see *Trapa natans*.

TRIBUTUM LUNARE, Menses—t. Menstruum, Menses.

TRICÆ, Plica—t. Incuborum, Plica—t. Scroforum, Plica.

TRICAGO, Teucrium chamædrys.

TRICAUDALIS, Retrahens auris.

TRICEPS, from *tris* for *tres*, 'three,' and

caput, 'head.' A name given to muscles that have three fleshy bundles at one of their extremities.

TRICEPS ADDUCTOR FEMORIS. Under this appellation are comprehended three distinct muscles; *Adductor brevis*, *A. longus*, and *A. magnus*.

TRICEPS AURIS, Retrahens auris—t. *Brachialis*, *Triceps extensor cubiti*.

TRICEPS CRURIS, *Femoralis*, (F.) *Trifemorotulien* (Ch.) *Crural*, *Trifemorotibirotulien*, *Triceps crural*, *T. de la cuisse*, is situate at the anterior, inner, and outer part of the thigh. It is formed of three bundles at its superior extremity, viz. 1. A middle fasciculus (the *cruralis* of most anatomists.) 2. An external fasciculus (the *vastus externus*) and 3. An inner fasciculus (the *vastus internus*.) It is attached, above, to the anterior, inner, and outer surfaces of the femur, and to the two edges of the *linea aspera*, from the base of the trochanter to within four fingers' breadth of the knee. Below, it terminates by a large tendon, which is attached to the base and edges of the patella, as well as to the inner and outer tuberosities of the tibia. The triceps extends the leg on the thigh, and conversely.

TRICEPS DE LA CUISSE, *Triceps cruris*—t. *Crural*, *Triceps cruris*.

TRICEPS EXTENSOR CUBITI, *Triceps Brachialis*, (F.) *Scapulo-humero-olecranien* (Ch.), *Triceps brachial*. This muscle, which occupies all the posterior part of the os humeri, is described as two muscles by Douglas, and as three by Winslow. It arises by three heads. The first or long head,—*long head of the biceps externus* of Douglas, *Anconeus major* of Winslow—arises from the anterior extremity of the inferior costa of the scapula, near its neck, and below the origin of the *teres minor*. The second head, or *short head of the biceps externus* of Douglas, *Anconeus externus* of Winslow, arises from the upper and outer part of the os humeri, at the base of the great tuberosity—and the third head—*Brachialis externus* of Douglas, *Anconeus internus* of Winslow, the shortest of the three, arises from the back part of the os humeri, behind the flat tendon of the *latissimus dorsi*. These three portions unite about the middle of the arm, so as to form one thick and powerful muscle, which is inserted at the upper part of the olecranon.—It extends the forearm on the arm, and conversely.

TRICEPS MAGNUS, Adductor magnus—t. Minor, Adductor longus femoris—t. Secundus, Adductor brevis.

TRICHÆ INCUBORUM, Plica.

TRICHANGIECTASIA, *Angiæiectasia*, *Trichocircosis*, from *τριχ*, *τριχος*, 'a hair,' *αγγειον*, 'a vessel,' and *εκτασις*, 'dilatation.' Morbid dilatation of the capillary vessels.

TRICHIA, Entropion.

TRICHIASIS, *Tricho'sis*, *Tricho'sis*, from *τριχ*, *τριχος*, 'hair.' *Morbus pila'ris*. This name has been given to several affections. 1. To a disease of the kidneys or bladder, in which filamentous substances, resembling hairs, are passed in the urine. This is also called *Pili-mictio*. It must be regarded as a variety of *Catar'rhus vesicæ*. 2. To a painful swelling of the breasts, in child-bed women, when the milk is excreted with difficulty:—a disease attributed, by Aristotle, to a hair swallowed by

accident and carried to the breasts through the circulation; and 3dly, To inversion of the eyelashes. See Entropion.

TRICHILIA, Cathartics.

TRICHINA SPIRALIS. Same etymon.

A small species of entozoa discovered in the muscles of voluntary motion. Trichinæ consist of very minute cysts, of an oblong figure, having considerable resemblance in size and colour to young pediculi, and are somewhat allied to the eels found in paste and vinegar. No symptoms have as yet been observed to be pathognomonic of their presence.

TRICHIOSIS, Trichiasis—t. Distrix, Distrix.

TRICHISMUS. Same etymon. *Capilla'tio*, *Fissura pila'ris*. A capillary fracture, fissure, or crack.

TRICHIURIA, Trichocephalus.

TRICHOCEPHALUS, *Trichocephalus dispar*; from $\tau\rho\iota\chi\epsilon\iota$, $\tau\rho\iota\chi\omicron\varsigma$, 'a hair,' and $\kappa\epsilon\phi\alpha\lambda\eta$, 'head.' *Trichuris*, *Trichuris vulgaris*, *Trichuris intestinalis*, *Ascaris trichuria*, *Trichiu'ria*, *Trichocephalus hominis*, *Mastigo'des hominis*, *Long thread-worm*. A worm, from an inch and a half to two inches long; the head acute; the body spirally involuted in the male, almost straight in the female. The *trichocephalus dispar* generally inhabits the cæcum and colon, and is rarely met with in the small intestines. It gives rise to no peculiar symptoms, and requires the usual anthelmintic treatment.

TRICHOCIRSUS, Trichangiectasia.

TRICHOLABIS, Madisterium.

TRICHOLABIUM, Madisterium.

TRICHOLOGIA, Carphologia.

TRICHOMA, Capillamentum, Plica.

TRICHOMANES, *Asplenium trichomanoides*.

TRICHOMATION, Capillamentum.

TRICHOMATOSE HAIR, Plica.

TRICHOMONAS, *Trichomonas*; from $\tau\rho\iota\chi\epsilon\iota$, $\tau\rho\iota\chi\omicron\varsigma$, 'a hair,' and $\mu\omicron\nu\alpha\varsigma$, $\mu\omicron\nu\alpha\delta\omicron\varsigma$, 'unity.' An animalcule found by M. Donné in the mucus of the vagina, where cleanliness has not been attended to, and to which he has given the name *Trichomonas vagina'lis*. By some it is considered to be nothing more than separated ciliated epithelium from the uterus.

TRICHONOSUS, from $\tau\rho\iota\chi\epsilon\iota$, $\tau\rho\iota\chi\omicron\varsigma$, 'hair,' and $\nu\omicron\sigma\alpha$, 'disease.' A disease of the hair.

TRICHOPHYIA, *Trichophytica*, from $\tau\rho\iota\chi\epsilon\iota$, $\tau\rho\iota\chi\omicron\varsigma$, 'hair,' and $\phi\upsilon\epsilon\iota\nu$, 'to grow.' Remedies that promote the growth of the hair.

TRICHOPHYTON TONSURANS, see Porrigio decalvans.

TRICHOSCHISIS, Schizatrachia.

TRICHOSIS, *Pila'rè malum*; from $\tau\rho\iota\chi\epsilon\iota$, 'hair.' Morbid organization or deficiency of hair. A genus in the system of Good.

TRICHOSIS, Entropion, Trichiasis—t. Area, Porrigio decalvans—t. Athrix, Alopecia—t. Distrix, Distrix—t. Furfuracea, Porrigio furfurans—t. Hirsuties, Hirsuties—t. Plica, Plica—t. Poliosis, Poliosis—t. Setosa, Hystriasis.

TRICHOTON, Scalp.

TRICHURIS, Trichocephalus.

TRICLISPERMA GRANDIFLORA, *Polygala paucifolia*.

TRICUSPID, *Tricus'pis*, *Tricuspidalis*, *Tricuspidatus*, from *tris* for *tres*, 'three,' and *cuspis*, 'a point.' That which has three points.

TRICUSPID VALVES, *Valvula Tricus'pides* seu *triglo'chines* seu *trisul'cæ*, are three triangular,

valvular duplicatures, formed by the inner membrane of the right cavities of the heart, around the orifice by which the auricle communicates with the ventricle. The elongated and pointed top of each of these valves is continuous with the chordæ tendinæ, which set out from the columnæ carneæ of the heart. These valves are depressed to allow the blood to flow from the auricle into the ventricle; and are raised to prevent its reflux into the auricle.

TRIENS, *Un'cia quattuor*. The third part of a pound. Four ounces, Troy.—Galen.

TRIFACIAL, Trigemini.

TRIFEMORO-ROTULIEN, *Triceps cruris*—t. *Tibi-rotulien*, *Triceps cruris*.

TRIFOLIUM ACETOSUM, *Oxalis acetosella*—t. *Aquaticum*, *Menyanthes trifoliata*—t. *Aureum*, *Hepatica triloba*—t. *Cervinum*, *Eupatorium cannabinum*—t. *Fibrinum*, *Menyanthes trifoliata*—t. *Hepaticum*, *Anemone hepatica*.

TRIFOLIUM MELLEOTUS OFFICINA'LIS, *Melilotus*, *Lotus sylvestris*, *Ser'tula Compa'na*, *Trifolium caballi'num*, *Coro'na regia*, *Trifolium odora'tum*, *Common melilot*, (F.) *Melilot*: *Fam'ily*, *Leguminosæ*. *Sez. Syst.* *Diadelphia Decandria*. The infusion or distilled water of this plant has been employed in cases of ophthalmia. It has also been used in fomentations, gylsters, &c.

TRIFOLIUM PALUDOSUM, *Menyanthes trifoliata*—t. *Palustre*, *Menyanthes trifoliata*.

TRIGASTRIC, *Triga'stricus*, *Tri'venter*; from $\tau\rho\epsilon\iota\varsigma$, 'three,' and $\gamma\alpha\sigma\tau\rho\eta$, 'belly.' That which has three bellies. An epithet for muscles so circumstanced.

TRIGEMINI, *Tergem'ini*, from *tris*, 'three,' and *gem'inus*, 'double;' 'threefold,' 'triplets.' The fifth pair of nerves, *Par trigem'inum*, *Nervi divi'si*, *N. gustato'ris*, *Nervus quintus*, *Par quintum nervorum cerebra'lium*, *N. tremellus*, *N. mixtus*, *N. sympathet'icus med'ius*, *N. sympath'icus med'ius*, *N. anony'mus*, *N. innomina'tus*, *Par trizum funiculo'rum*, *Trifa'cial*, (F.) *Nerv gustatif innominé*, *Nerv à trois cordes*, *Nerv trijumeau*. This nerve arises below the tuber annulare by one large posterior root from the corpora restiformia, and by two small anterior roots from the corpora olivaria, whence, proceeding forwards to the side of the sella Turcica, the filaments composing the large root form a ganglion—the Gasserian. Emerging from this ganglion, the filaments, of which the large root consists, form, with those constituting the small roots, and which had not passed through the ganglion, two flattened trunks, each of which is soon divided into three branches, in such a manner, however, that the first, or ophthalmic branch, and the second or upper maxillary, are composed exclusively of the filaments that arose from the corpora restiformia and passed through the Gasserian ganglion; whilst the third or lower maxillary branch is composed in part of those filaments, and in part of those that arose from the corpora olivaria, and passed on one side of the ganglion without going through it. The whole, therefore, of the first and second branches, and a part of the third are sensiferous nerves, whilst the remaining part of the third—the manducatory or masticatory—is wholly motiferous, and passes to the pterygoid and other muscles concerned in mastication.

TRIGONE CEREBRAL, Fornix—*t. Vesical*, see Urinary Bladder.

TRIGONELLA FENUM, *T. Fœnum Graecum*, *Fœnugreek*, *Fœnugreek*, *Fœnum Graecum*, *Bu'ceras*, *Carphos*, *Ægod'erās*, (F.) *Fœnugrec*. Family, Leguminosæ. *Sez. Syst.* Diadelphia Decandria. A native of the south of France. The seeds have a strong, disagreeable smell, and an unctuous, farinaceous taste; accompanied by a slight bitterness. They are chiefly used in poultices.

TRIGONOS, Triangular.

TRIGONUS LIEUTAUDI, see Urinary bladder.

TRIJUMEAUX, Trigemini.

TRILLIUM LATIFOLIUM, *Broadleaf Bethroot*, *Bethroot*, *Rattlesnake root*, *Wakerobin*, *Coughroot*, *Indian Balm*, *Ground Lily*, *Jews' Harp*, *Indian Shamrock*, *Pariswort*, *Truelove*. *Sez. Syst.* Hexandria Trigynia. A plant peculiar to North America, which blossoms in the spring. The root is astringent.

There are many species of *Trillium* all of which possess the same properties.

TRIOCEPHALIA, Aprosopia.

TRIORCHIS, from *τρεῖς*, 'three,' and *ορχίς*, 'a testicle.' One who has three testicles.

TRIOSTEUM, *T. Perfoliatum*, *Bastard Ipecacuan'ha*, *Fever Root*, *Feverwort*, *Tinker's weed*, *Horse ginseng*, *Ipecac.*, *Wild Coffee*, *White ginseng*, *Gent'ian*, *White Gentian*, *Sweet Bitter*. In very large doses, the bark of the root proves emetic. It is a good cathartic, in doses of twenty or thirty grains. It sometimes operates as a diuretic.

TRIBE DU ROCHE. Different lichens of the species *Gyrophora*, inhabiting the arctic regions of America, bear this name. They are eaten as food by the hunters.

TRIPHARMACUM, *τριφάρμακον*. A medicine composed of three ingredients.

TRIPLET, from *triplez*, 'triple.' One of three children born at the same accouchement or gestation. Also, relating to triplets—as a 'triple conception.'

TRIPSIS, *Contusio*, *Trituration*.

TRIPUDIATIO SPASTICA, *Chorea*.

TRIQUETRUM, (OS,) *Cuneiform* (bone.)

TRISIS, *Brygmus*.

TRISMUS, from *τρίσω*, 'I gnash.' *Entasia Trismus*, *Capistrum*, *Tonos Trismus*, *Locked Jaw*, *Spasmus* seu *Rigor* seu *Tetanus maxillæ inferioris*, *Gnathospasmus*, *Stomatospasmus*, (F.) *Mal de Machoire*. Spastic closure of the under jaw; a partial tetanus. Cullen makes two varieties—*T. nascentium*, *T. neonatorum*, *Sarrête*, attacking infants during two weeks from birth; and *T. traumaticus*, originating from a wound.

TRISMUS CAPISTRATUS, *Brédissure*—*t.* *Cathralis maxillaris*, *Neuralgia maxillaris*—*t.* *Clonius*, *Neuralgia faciei*—*t.* *Cynicus*, see *Canine laugh*—*t.* *Diastrophe Sauvagesii*, *Paralysis*, *Bell's*—*t.* *Dolorificus*, *Neuralgia faciei*—*t.* *Maxillaris*, *Neuralgia faciei*—*t.* *Nascentium*, see *Trismus*—*t.* *Neonatorum*, see *Trismus*—*t.* *Sardonicus*, *Risus sardonicus*.

TRISPERMUM, from *τρεις*, 'three,' and *σπέρμα*, 'a grain or seed.' A cataplasm, consisting of three seeds,—*cumin*, *bay*, and *smallage*. *Gorræus*.

TRISPLANCHIA, *Cholera*.

TRISPLANCHNIC, *Trisplanchnicus*; from

τρεῖς, 'three,' and *σπλῆγνον*, 'viscus.' That which relates to three orders of viscera.

TRISPLANCHNIC NERVE, *Great sympathetic*, *Intercostal*, *Ganglion'ic nerve*, *Nerve of organ'ic life*, *Vertebral nerve*;—named by Bichat the *organic nervous system*, in opposition to the other nervous parts, called the *animal nervous system*. Gall terms it, the *nervous system of the automa'tic functions*. It is called *Trisplanchnic*, because it distributes its branches to the organs in the three great splanchnic cavities—the head, chest and abdomen. It is composed of a series of ganglia, united by intermediate branches, and passing along the side of the spine to the lowest part of the trunk; communicating, by a branch, with each of the thirty pairs of spinal nerves and several of the cerebral nerves; and detaching nerves from its several ganglia, which accompany the arteries, and are distributed, particularly, to the organs of involuntary functions. At its upper part, it is concealed in the canalis caroticus and cavernous sinus, and is joined there by a branch of the 6th pair of nerves, and by a twig from the Vidian nerve of the 5th pair. In passing down by the side of the spine, it forms three ganglia in the neck—*the superior, middle, and inferior*; 12 in the back—the *thoracic*; 5 in the loins—the *lumbar*; and three or four *sacral*. When it reaches the coccyx it unites with its fellow from the opposite side, forming a small ganglion—the *coccygeal*, *Gan'gion impar*, *az'ygous gan'gion*. Meckel divides it into two portions—1. *The central ganglions or central part*, composed of the numerous ganglionic plexuses in the abdomen; the centre of which is the *semilunar and solar plexuses*. 2. *The external ganglions*, *Limitrophes* or *external part*, which comprise the series of ganglions situate at the sides of the spine, from the base of the cranium to the sacrum. The great sympathetic seems to form a distinct nervous system, destined for the organs of involuntary motion; for although communicating with both brain and spinal marrow, it does not seem to be immediately under the influence of either.

TRISPLANCHNITIS, *Cholera*, (spasmodic.)

TRISSAGO, *Teucrium chamædrys*—*t.* *Palustris*, *Teucrium scordium*.

TRISTEMANIA, *Melancholy*.

TRISTERNAL. Bèclard has given this name to the third bony portion of the sternum;—that which corresponds to the third intercostal space.

TRISTITIA, *Athymia*, *Mæror*.

TRITÆOPHYA AMERICANA, *Fever*, yellow.

TRITÆOPHYES, *Tritæoph'ya*, from *τρίταιος*, 'tertian,' and *φυω*, 'I originate.' A fever, whose type approaches the tertian. Sauvages gave the name *Tritæophya Vratslavien'sis*, to an epidemic, which broke out in the Prussian army at Breslaw, in the middle of the last century.

TRITÆUS, *Tertian fever*.

TRITICUM ÆSTIVUM, 'Summer wheat;' *Triticum Hybern'um*, *Wheat*, *Pyros*, *Frument'um*, (F.) *Froment*. Family, Graminææ. *Sez. Syst.* Triandria Digynia. From these plants our wheat flour is obtained, by grinding the seeds; and to them we are indebted for our bread and pastry. The nutritive properties of

wheaten flour are so well known as not to need comment.

Bread, (F.) *Pain*, mixed with milk, constitutes the ordinary emollient poultice;—and the *crumbs of bread*, *Micæ panis*, are a common excipient for pills and boluses.

TRITICUM FAGINUM, Polygonum fagopyrum.

TRITICUM REPENS, *Gramen caninum*, *Gramen Dioscoridis*, *G. repens*, *Lolia cæcum radi-cæ repen-tis*, *Dog grass*, *Couch grass*, *Quickens*, (F.) *Chiendent*. The roots are sweet, and possess aperient properties. They are said, also, to be diuretic.

TRITIO, Contritio, Trituration.

TRITURA, Contritio.

TRITURATIO, *Trituratio*, *Tritura*, *Tritus*, *Tritio*, *Tripsis*, from *terere*, *tritum*, 'to bruise.' The act of reducing a substance to powder.

TRITURATIO, Contritio.

TRITUS, Contritio, Trituration.

TRIVELIN, see Liver.

TRIVENTER, Trigastic.

TROCAR, *Trochar*, *Acus paracentica* seu *paracentica*, *A. triquetra vulgæris*, *Paracenticion*, *Paracentetion*. Corrupted from the (F.) *Troisquarts* or *Trocart*, "three quarters;" so called from the triangular shape of the point, *Triquetrum*:—an instrument used for evacuating fluids from cavities, particularly in ascites, hydrocele, &c. A trocar consists of a perforator or stylet and a cannula, which is so adapted to the perforator, that, when the puncture is made, both enter the wound with facility; after which, the stylet being withdrawn, the cannula remains in the wound and affords the fluid a ready passage outwards.

TROCAR, Trocar.

TROCH, Trochiscos.

TROCHANTER, *Trochanter*, *Rota'tor*, from *τροχῶν*, 'I turn.' Anatomists have given the names—*great* and *little trochanter* to two processes at the upper extremity of the femur. The *great trochanter*, *glutius*, is the one on the outside; the *less* is lower down and more internally. Both afford attachment to rotator muscles of the thigh, and hence their name. Chaussier, by the word *trochanter*, means the larger process; the smaller he calls *trochantin*.

TROCHANTERIAN, *Trochanteria'nus*, *Trokante'rian*. That which belongs or relates to the great trochanter.—Chaussier.

TROCHANTINIAN, *Trochantin'ian*, *Trochantinia'nus*. That which belongs or relates to the trochantin or lesser trochanter.

TROCHAR, Trocar.

TROCHES OF CARBONATE OF LIME, *Trochisci carbonatis calcis*—t. of Chalk, *Trochisci carbonatis calcis*—t. Escharotic, *Trochisci escharotici*—t. Gum, *Trochisci gummosi*—t. of Ipecacuanha, *Trochisci Ipecacuanhæ*—t. Liqueurice, *Trochisci glycyrrhizæ*—t. Liqueurice, with opium, *Trochisci glycyrrhizæ cum opio*—t. of Magnesia, *Trochisci Magnesizæ*—t. Nitre, *Trochisci nitratis potassæ*—t. of Peppermint, *Trochisci menthæ piperitæ*.

TROCHIA, Orbit.

TROCHILIA, Trochlea.

TROCHIN, from *τροχῆν*, 'to turn.' Chaussier has given this name to the smaller of the tuberosities, at the upper extremity of the os humeri; because it gives attachment to one of

the rotator muscles of the arm,—the subscapularis.

TROCHINIAN, *Trochinia'nus*. That which belongs or relates to the trochin.

TROCHISCUS, *Phthois*, *Artis'cus*, *Collizæ*, *Colizæ*, *Phthois'cos*, *Rot'ula*, *Cyclis'mos*, diminutive of *τροχῆς*, 'a wheel.' *A troch* or *round table*, (F.) *Trochisque*. See Pastil and Tabella. A solid medicine, prepared of powders, incorporated by means of mucilage, crumb of bread, juices of plants, &c. In French nomenclature, the *trochisque* differs from the *tablette*,—the former containing no sugar. This form of preparation is adapted for the purpose of allowing the medicines of which the troch is composed to dissolve slowly in the mouth, and to pass gradually into the stomach.

The Parisian Codex has two formulæ for troches for external use.

TROCHISCI BECHICI NIGRI, Tr. glycyrrhizæ glabræ.

TROCHISCI CARBONATIS CALCIS, *Troches of Carbonate of lime*, T. of chalk, *Tabella ad ardorem ventriculi*, *Lozenges for the heartburn*, *Tabella cardial'gica*, T. ad sodam, *Trochisci e cretæ*, T. cretæ (Ph. U. S.) (Cret. ppt. ζ iv, acaciæ, in pulv. ζ ij, myrist. in pulv. ζ ij, sacch. in pulv. ζ vj. M. Form into troches with water.) Antacid and absorbent.

TROCHISCI E CRETÆ, Tr. carbonatis calcis—t. Cretæ, T. carbonatis calcis.

TROCHISCI VEL PASTIL'LI EMETINE PECTORALES, *Pectoral Lozenges of Emetine*. (Sugar, ζ iv, emetine, 32 grains. Form into lozenges of 9 grains each.) One is a dose.

TROCHISCI ESCHAROTICI, *Escharot'ic Troches*. (*Hydrag. oxyzur.* p. 8, *amyli*, p. 16, *mucilag. g. tragac.* q. s. Make into troches to which a few drops of laudanum may be added. Ph. P.) Used in foul ulcers, to remove excrescences, &c.

TROCHISCI ESCHAROTICI DE MINIO. (*Oxyd. plumbi. rubr.* p. 16, *hydrarg. oxyzur.* p. 32, *mic. panis*, p. 128, *aq. rosæ*, q. s. Ph. P.) Used like the last.

TROCHISCI GLYCERYHIZÆ GLABRÆ, *Liquorice Troches*, *Black pectoral lozenges*, *Trochisci bechici nigri*. (*Ext. glyc. glabr.*, *gum. acac.* aa p. j. *sacch. purif.* p. ij. Dissolve in warm water; strain; evaporate, and form into troches. Ph. E.) Demulcent. To allay cough.

TROCHISCI GLYCERYHIZÆ CUM OPIO, T. G. et opii, *Trochisci Theba'ici*, T. *sedati'vo-balsamici*, T. *pectorales regis Danorum*, *Liquorice Troches with Opium*. (*Opii*, in pulv. ζ ss, *Ext. glycyrrhizæ*, in pulv., *sacchar.* in pulv., *acaciæ* in pulv., aa ζ x, *ol. anisi*, f. ζ ij. Make into troches. Ph. U. S.) Demulcent and anodyne.

Spitta's Lozenges for coryza, hoarseness, and sore throat are composed as follows: (*Cubeb. recent.* in pulv. ζ ij, *extract. glycyrrhizæ*, ζ ij, *myrozyll.* ζ ij, *acaciæ*, ζ iv, *syrrup*, q. s. ut fiat trochisici,—gr. x. singulis.)

TROCHISCI GUMMO'SI, *Gum Troches*. (*G. acac.* p. v., *amyli*, p. i., *sacch. pur.* p. xij. Make up the troches with rose-water. Ph. E.) Demulcent.

TROCHISCI IPECACUANHÆ, *Troches of Ipecacuanha*. (*Ipecacuanh.* in pulv. ζ ss, *sacchar.* in pulv. ζ xiv, *maruntæ*, in pulv. ζ iv, *mucilag. Tragacanth.* q. s. Make into troches. Ph. U. S.)

TROCHISCI MAGNE'SIÆ, *Troches of Magnesia*. (*Magnes. 3iv, sacchar. lbj, myrist. pulv. ʒj, mucilag. tragacanth. q. s.* Make into troches. *Ph. U. S.*) Useful in acidity of the stomach, with constipation.

TROCHISCI MENTHÆ PIPERITÆ, *Troches of Peppermint*. (*Ol. menth. piperit. f. ʒj, sacchar. in pulv. lbj, mucilag. tragacanthæ, q. s.* Make into troches. *Ph. U. S.*) Used as a carminative.

TROCHISCI NITRATIS POTASSÆ, *Nitre Troches*. (*Nitrat. potassa, p. j, sacch. pur. p. iij.* Make into troches with mucilage of tragacanth. *Ph. E.*) In slight inflammatory sore throat and fever.

TROCHISCI PECTORALES REGIS DANORUM, *Tr. glycyrrhizæ cum opio*—*t. Sedativo-balsamica*, *Tr. glycyrrhizæ cum opio*—*t. Stibiati*, *Tabellæ antimonialis Kunckelii*—*t. Thebaici*, *Tr. glycyrrhizæ cum opio*.

TROCHISQUE, *Trochiscos*.

TROCHITER, from τροχίτην, 'to turn.' The larger of the two tuberosities at the upper extremity of the os humeri; so called because it affords insertion to rotator muscles. — *Chaussier*.

TROCHITERIAN, in the language of *Chaussier*, means any thing belonging or relating to the trochiter.

TROCHLEA, *Trochil'ia*, (F.) *Trochlée* ou *Trochlée*. A pulley; from τροχῶν, 'I turn,'—for example, the articular surface at the lower extremity of the os humeri; so called from its forming a kind of pulley on which the ulna moves, in flexion and extension of the forearm: also, the cartilaginous pulley, over which the tendon of the trochlearis muscle passes, at the upper and inner part of the orbit.

TROCHLEA LABYRINTHI, *Cochlea*.

TROCHLEARIS, *Obliquus superior oculi*.

TROCHLEATEUR, *GRAND*, *Obliquus superior oculi*—*t. Petit*, *Obliquus superior oculi*.

TROCHLÉE, *Trochlea*.

TROCHOID, from τροχός, 'a wheel,' and ὁμοίος, 'resemblance.' *Trochoï'des*, *As'ea commissura*. An articulation, in which one bone turns upon another, like a wheel upon its axle; as the *Atlanto-axoid articulation*.

TROCHOIDES, *Axea commissura*.

TROËNE, *Ligustrum vulgare*.

TROISQUARTS, *Trocar*.

TROKANTER, *Trochanter*.

TROKANTERIAN, *Trochanterian*.

TROKANTINIAN, *Trochantinian*.

TROKLÉE, *Trochlea*.

TROMOMANIA, *Delirium tremens*.

TROMOPARANĒA, *Delirium tremens*.

TROMOS, see *Paralysis agitans*.

TROMPE, *Tuba*—*t. d'Eustache*, *Eustachian tube*—*t. de Fallope*, *Tuba Fallopiiana*—*t. Utérine*, *Tuba Fallopiiana*.

TROMUS, *Tremor*.

TROMC, *Trunk*—*t. Brachial*, *Brachial artery*—*t. Basilaire*, *Basiliary artery*.

TROPÆOLUM MAJUS, *Indian Cress*, *Nasturtium Indicum*, *Acrivi'ola*, *Flos sanguin'eus monardi*, *Nasturtium Peruvia'num*, *Cardamin'dum minus*. *Family*, *Geraniacæ*. *Sex. Syst.* *Octandria Monogynia*. (F.) *Cresson des Indes*, *Cresson du Mexique*, *Capucine*. An antiscorbutic.

TROPÆOLUM TUBEROSUM, *Ulluco*. A tuberos plant, cultivated in the Sierra, Peru. It is smaller than the potato.

TROPHALIS, *Colostrum*.

TROPHE, *Aliment*, *Cibatio*, *Pabulum*.

TROPHICAL, *Troph'icis*; same etymon as *Trophy*. Relating to nourishment or nutrition.

TROPHIMOS, *Nutrition*.

TROPHONEURO'SIS, from τροφή, 'nourishment,' and *neurosis*. A morbid condition of the process of nutrition owing to diminished nervous influence.

TROPHON'OSI, *Trophonou'si*; from τροφή, 'nourishment,' and νόσος, 'a disease.' Diseases of nutrition.

TROPHY, *Troph'ia*, τροφή, a suffix denoting 'nourishment or nutrition,' as *hypertrophy*; 'excess of nourishment or nutrition.'

TROPONU'SI, *Morbi tropici*, from τροπή, the solstitial or tropical point where the sun turns or alters its course, and νόσος, 'a disease.' Diseases that prevail in the tropics.

TROSTER, see *Spirit*.

TROU, *Foramen*—*t. Anonyme*, *Foramen stylomastoideum*—*t. Aveugle* ou *Borgne*, *Cæcum foramen*—*t. Borgne* of the *Medulla oblongata*, *Foramen cæcum* of the *medulla oblongata*—*t. de Botal*, *Botal foramen*, *Ovale foramen*—*t. Déchiré antérieur*, *Lacerum anterius foramen*—*t. Déchiré postérieur*, *Lacerum posterius foramen*—*t. Épineux*, *Spinale foramen*—*t. Mentonnier*, *Mental foramen*—*t. Optique*, *Foramen opticum*—*t. Orbitaire supérieur*, *Foramen supra-orbitarium*—*t. Orbitaire supérieur*, *Orbital foramen superior*—*t. Ovale*, *Ovale foramen*—*t. Rond*, *petit*, *Spinale foramen*—*t. Sous-orbitaire*, see *Suborbitar canal*—*t. Sous-pubien*, *Obturatorium foramen*—*t. Sphéno-épineux*, *Spinale foramen*—*t. Sus-orbitaire*, *Foramen supra-orbitarium*.

TROUS CAROTIDIENS, *Carotica foramina*—*t. Condyloldiens*, *Condyloidea foramina*—*t. de Conjugaison*, *Conjugationis foramina*—*t. de Conjugaison*, see *Vertebra*—*t. Olfactifs*, *Olfactory foramina*—*t. Rachidiens*, *Spinal foramina*.

TROUSSE-GALANT, *Cholera morbus*.

TROUSSEAU, *Fasciculus*.

TROUSSEAUX ARRIÈRE-MÉSENTÉRIQUES, (F.) A name given by *Winslow* to the nervous plexus situated between the two mesenteric plexuses, of which it is a dependence, and which descends into the pelvis to concur in the formation of the hypogastric plexus.

TRUBS, *Lycoperdon tuber*.

TRUËLOVE, *Paris*, *Trillium latifolium*.

TRUFFE, *Lycoperdon tuber*.

TRUFFLE, *Lycoperdon tuber*.

TRUMBUS, *Thrombus*.

TRUMPETWEED, *Eupatorium purpureum*.

TRUNCUS, *Trunk*.

TRUNK, *Truncus*, (F.) *Tronc*. The principal part of the body, to which the limbs are articulated. The trunk has been divided into three parts;—a *superior*, the *head*;—a *middle*, the *thorax*,—and an *inferior*, the *pelvis*. These three regions contain the great splanchnic cavities. They are united by a common *stalk*—the *vertebral column*. To the *middle* are articulated the *superior extremities*; and, to the *inferior*, the *lower extremities*.

The *trunk* of an artery, vein, nerve, or lym-

phatic is its largest part, which has not yet given off branches. It is, also, applied to the parent vessel, after branches have been sent off.

TRUSS, from (F.) *trousser*, 'to tie up.' *Brachærium*, *Brachierium*, *Brachi'le*, *Brachærolum*, *Bracheriolum*, *Amma*, *Hamma*, *Subligæulium*, *Subligaturæ*, (F.) *Brayer*. A hernial bandage for keeping hernia reduced. The ancient trusses were inelastic. They consisted simply of a pad and strap. At the present day, elastic bandages are alone employed. They possess the advantage of making an equable and continuous pressure on the aperture of the sac; and of yielding to the changes of form in the abdominal parietes. The most important part of these bandages is a piece of narrow steel, flat, and adapted to the shape of the body. This is the *spring*, (F.) *Ressort*. It embraces the body on the side affected; extends from beyond the spine, and terminates opposite the ruptured part, by an iron plate to which it is riveted. The posterior surface of this plate is furnished with a convex *pad*, (F.) *Pelote*, adapted in shape and size to the aperture which it has to close. The spring is covered with leather, and its inner surface is padded; a strap extends from its posterior extremity; passes round the sound side, and is attached to the plate of the pad. This strap is pierced with numerous holes, which allow the patient to tighten or slacken it at pleasure. Trusses have been variously constructed; and different patents obtained for the modifications. They all act upon the above principle. Sometimes they have a double pad.

TRYGODES, Feulent.

TRYPANON, Trepan.

TRYPESIS, Trepanning.

TRYPISIS, Friction.

TSCHERBET, Sherbet.

TSIANA, Costus.

TSJAMPACA, Michelia champaca.

TUBA, Tube—t. Aristotelica, Eustachian tube—t. Cæca, Tuba Fallopiana—t. Uterina, Tuba Fallopiana—t. Vocalis, Tube, vocal.

TUBAL RESPIRATION, see Murmur, respiratory.

TUBE, *Tuba*, *Trumpet*, *Salpinx*, (F.) *Trompe*. A name given to some parts which are hollow, and have the shape of a trumpet.

TUBE, ALIMENTARY, Canal, alimentary—t. Eustachian, Eustachian tube.

TUBE, FALLOPIAN, *Tuba Fallopiana* seu *Fallopia*, *Hysterosalpinx*, *Oviductus muliebris*, *Vas deferens muliebris*, *Tuba uterina*, *T. cæca*, *Ductus varicosus* seu *Procesus lateralis* seu *Meatus seminalis* seu *Meatus semina'rius uteri*, (F.) *Trompe de Fallope*, *T. uterina*, is a canal, floating in the abdomen, and extending on each side from the superior angles of the uterus as far as the sides of the brim of the pelvis. They are 4 or 5 inches long. Near the uterus, they are straight and very narrow; but, in their course, they widen, become tortuous, and terminate by a free, expanded, and *fimbriated extremity*; called, also, *Folia'ceum ornamentum*; *Morsus diaboli*, *Infundibulum* seu *Digitationes* seu *Fimbriæ* seu *Veillæ tubarum Fallopii*, *Lacinia' tubarum Fallopii*, (F.) *Morceau frangé*, *Pavillon de la trompe*, *Morceau du diable*. Within, the tubes are hollow and lined by a mucous membrane: the tissue, which it lines, is spongy and erectile. The use of the Fallopian tubes is to conduct the

sperm to the ovarium, and the fecundated ovum back to the uterus. They establish a communication between the cavity of the peritoneum and that of the uterus, the abdominal termination being termed *Ostium abdominalè*, the uterine, *Ostium uterinum*.

TUBE, INTESTINAL, Canal, alimentary.

TUBE, ŒSOPHAGEAL, *Stomach Tube*. A long elastic gum tube, capable of being passed into the œsophagus or stomach.

TUBE, RECTAL. An elastic gum tube, similar to the last, which is sometimes passed into the colon, to remove air from that intestine, or to enable enemata to be thrown up into it.

TUBE, STOMACH, see Tube, œsophageal.

TUBE, VOCAL, *Tuba vocalis*. The part of the air passages above the inferior ligaments of the larynx, including the passages through the nose and mouth.

TUBER, Hump, Lycoperdon tuber, Tubercle—t. *Atloïdo-occipital*, *Rectus capitis posticus minor*—t. *Cibarium*, Lycoperdon tuber.

TUBER CINERËUM. A grayish tubercle, seen at the base of the brain behind the commissure of the optic nerves, which is continuous with the infundibulum.

TUBER FRONTALIS, Frontal protuberance—t. *Gulosorum*, Lycoperdon tuber—t. *Guttosorum*, *Bronchocele*—t. *Ischio-trochanterien*, *Quadratus femoris*—t. *Ischii*, see *Ischiatic*—t. *Pellagra*, *Pellagra*—t. *Tympani*, Promontory of the tympanum.

TUBERA TERRÆ, Lycoperdon tuber.

TUBERCLE, *Tuber culum*, *Tuber*, *Strangalion*, *Strangalis*, a *Kernel*, (vulg.), a *Knot* (vulg.), (F.) *Tubercule*. A tumour in the substance of organs, from the production of new matter:—sensation null; growth sluggish. In *Pathological Anatomy*, the term is generally given to a species of degeneration which consists of an opaque matter, of a pale yellow colour: this, in its crude condition, has a consistence analogous to that of concrete albumen; it subsequently becomes soft and friable, and gradually acquires a consistence and appears analogous to those of pus. Tubercles may be developed in different parts of the body; but they are most frequently observed in the lungs and mesentery. Pulmonary tubercles, *Pneumophymata*, are the cause of *Tubercular Phthisis*, *Tubercula Pulmonum*, (F.) *Tubercules pulmonaires*. Mesenteric tubercles are often met with in the same affection, but particularly in *Tubes Mesentericæ*. Laënnec classes tubercles among the accidental tissues which have no resemblance to the natural tissues, and which never exist except in consequence of morbid action. Others consider them as a scrofulous degeneration. Broussais conceives that they are produced exclusively by inflammation of the white vessels, whose existence, however, is more than questionable. When tubercles in any organ are few in number, they may pass to the state of permanent induration without danger to the patient; but when they are very numerous, they usually cause serious mischief. Dr. Baron considers that they are produced by hydratids. The morbid condition which gives rise to the development of tubercles, *Tuberculation*, is termed *Tuberculo'sis*, *Morbus tuberculo'sus*, *Strumosis* seu *Phymato'sis pulmonum*, and *Dyscrasia Tuberculosa*. Tubercles are seen of various forms,—to wit, in fine

points, (*Poussière tuberculeuse*), gray and yellow granulations, miliary tubercles; and gray or yellow tubercular masses, softened, and cretaceous.

TUBERCLE, BLACK, Melanosis.

TUBERCULA ARANTII, *Cor'pora Aran'tii*, *Corpus'cula Aran'tii*, *Tubercles of Arantius* or *Aranzi*. Small eminences at the middle part of the convex edge of the semilunar valves of the pulmonary artery and aorta.

TUBERCULA ARTHRITICA, *Calculi*, arthritic—*t. Cerebri*, Encephalophymata—*t. Gonorrhœica*, Gonorrhœa impura—*t. Hæpatis*, *Hæpato-strumosis*—*t. Intestinorum*, Enterophymata—*t. Nervorum nodosa*, Gangliis, nervous—*t. Parva duræ matris*, Glandulæ Pachioni—*t. Peritonæi*, Cæliophymata—*t. Pulmonum*, see Tubercles (of the lungs)—*t. Quadrigemina*, Quadrigemina Tubercula.

TUBERCULAR, *Tuber'culous*, *Tuberculo'sus*, *Tuber'culate*, (F.) *Tuberculeux*. That which relates to tubercles, or which is formed by tubercles.

TUBERCULAR or **TUBERCULOUS CONSTITUTION** or **DYATHESIS**, *Phthisis'osis*, is the habit of body which predisposes to tubercular phthisis; as *Tuberculous Cachex'ia*, *Tuberculosis*, *Morbus tuberculo'sus*, *Dyscrasia tuberculo'sa*, is the condition of one labouring under tuberculosis.

TUBERCULAR MATTER. A morbid production, contained in cysts, or loose in the tissue of organs. It varies, in its consistence, at the different periods of the tubercular affection: being, at first, compact, and yellowish; at times, calcareous; afterwards pulraceous, semi-fluid, and curdy. See Tubercle.

TUBERCULAR PHTHISIS is that produced by the development of tubercles in the lungs.

TUBERCULATE, Tubercular.

TUBERCULATE SARCOMA of **AB'ERNETHY**, *Emphy'ma Sarcoma tuberculo'sum*, *Tumor tuberculosus*. Tubercles, firm, round, and clustering; pea-sized or bean-sized; yellowish or brownish-red; when large disposed to ulcerate, and produce a painful, malignant, and often fatal sore. Found chiefly in the lymphatic glands of the neck; often, simultaneously, in other glands and organs.

TUBERCULATED LIVER, Cirrhosis.

TUBERCULE, Tubercle.

TUBERCULES DES GLANDES LYMPHATIQUES, Scrofula—*t. du Foie*, *Hæpato-strumosis*—*t. des Gangliis mésentériques*, *Tabes mesenterica*—*t. of the Larynx* and *Fauces*, Pharyngitis, follicular—*t. Miliary*, see Granulation—*t. Psiformes*, Mamillary tubercles—*t. Pulmonaires*, see Tubercle—*t. Quadrigemina*, *Quadrigemina corpora*.

TUBERCULEUX, Tubercular.

TUBERCULIZATION, see Tubercle.

TUBERCULOSIS, see Tubercle and Tubercular Cachexia—*t. Laryngis* et *Trachæe*, Phthisis laryngea—*t. Pulmonum*, Phthisis pulmonalis—*t. Vertebrarum*, Vertebral disease.

TUBERCULOSUS, Tubercular.

TUBERCULOUS, Tubercular—*t. Disease of the Lungs*, Phthisis pulmonalis—*t. Dust*, *Poussière tuberculeuse*.

TUBERCULUM CINE'REUM, 'Ash-coloured tubercle,' diminutive of *tuber*; *Fasci'ola cin'e'rea*. A mass of cineritious substance at the top of the calamus scriptorius, which is continuous below with the posterior horn of ciner-

itious substance in the cord, and upon the sides with the corpus restiforme.

TUBERCULUM LACHRYMALE, see Lachrymal puncta—*t. Loweri*, Lower, tubercle of.

TUBEROSITAS, Tuberosity—*t. Tympani*, Promontory of the tympanum.

TUBEROSITÉ BICIPITALE, Bicipital tubercle—*t. Sciaticque*, see Ischiatic.

TUBEROSITY, *Tuberos'itas*, from *tuber*, 'a bump.' Anatomists have given this name to an eminence or process, the surface of which is unequal and rough; and which gives attachment to muscles or ligaments.

TUBI MEMBRANACEI, see Villous membranes.

TUBULAR, *Tubula'ris*, (F.) *Tubulaire*. Same etymon as the next. Relating to or having the form of a small tube.

TUBULE, *Tu'bulus*; diminutive of *Tuba*. A small tube.

TUBULI BELLINI, Uriniferous tubes—*t. Duræ matris*, Sinuses of the dura mater—*t. Pelvis renuni*, see Calix—*t. Uriniferi Bellini*, Uriniferous tubes.

TUBULUS, *Cannula*.

TUBUS ACUSTICUS, Ear-trumpet—*t. Alimentaris*, Canal, alimentary—*t. Intestinum*, Canal, alimentary—*t. Nervorum*, *Neurilemma*—*t. Vermicularis cæci*, Appendix vermiformis cæci.

TUCKAHO, Lycoperdon tuber.

TUE-CHIEN, *Colchicum autumnale*.

TULIP TREE, *Liriodendron*.

TULIPIER, *Liriodendron*.

TULIPIFERA LIRIODENDRON, *Liriodendron tulipifera*.

TUMEFACTIO, Swelling—*t. Mollis*, Puffiness.

TUMESCENCIA PITUITOSA, Leucoplegmatia.

TUMEUR, Tumour—*t. Anomale*, see Hæmatodes fungus—*t. Blanche*, Hydrarthrus—*t. Caverneuse*, see Hæmatodes fungus—*t. Encephaloïde*, Encephaloid—*t. Erectile*, see Hæmatodes fungus—*t. Hémorrhagiale circonscrite*, see Aneurism—*t. Lymphatique des articulations*, Hydrarthrus—*t. Variqueuse*, see Hæmatodes fungus.

TUMOR, Swelling—*t. Albus*, Hydrarthrus—*t. Anomalus*, Hæmatodes fungus—*t. Artuum*, *Obdormitio*—*t. Capitis Sanguineus*, *Cephalæmatoma*—*t. Carneus*, *Sarcoma*—*t. Cysticus*, *Encystis*—*t. Cysticus serosus*, *Hygroma*—*t. Fibrosus*, *Tumour*, *fibrosus*—*t. Ficosus*, *Ficus*—*t. Flatulentus*, *Emphysema*—*t. Fugax*, see *Fugacius*—*t. Fungosus articuli*, *Spina ventosa*—*t. Fungosus sanguineus*, Hæmatodes fungus—*t. Gangliiformis*, *Ganglion*, *nervous*—*t. Genarum*, *Meloncus*—*t. Genu albus*, *Genocæc*—*t. Glandulæ parotidæ*, *Parotidoncus*—*t. Lacteus*, *Galactoncus*—*t. Lardeus*, *Steatoma*—*t. Malarum*, *Meloncus*—*t. Ovarii*, *Oarioncus*—*t. Parotidis*, *Parotidoncus*—*t. Prostatæ*, *Prostatoncus*—*t. Renalis*, *Nephroncus*—*t. Sanguineus*, *Hæmatoma*—*t. Squamiformis carnosus*, *Lepidosarcoma*—*t. Tuberculiformis*, *Tuberculate sarcoma*—*t. Tunicatus*, *Encystis*—*t. Uteri*, *Hysteroncus*.

TUMOUR, from *tumeo*, 'I swell;' *Oncos*, *Oncus*, *Epar'ma*, *Epar'sis*, *Emphy'ma*, *Eacrescentia* (*Sauvages*), *Ecphy'ma*, (F.) *Tumewur*. A rising or prominence, of greater or less size, developed by a morbid cause in some part of the body. Cullen defines a tumour to be "a par-

tial swelling without inflammation." Sauvages restricts the term to a rising formed by the congestion of a fluid; and he calls *excrescences* those which have a fleshy or osseous consistence. Boyer defines it "any preternatural eminence developed on any part of the body." Good uses it synonymously with tubercle. Boyer's is the best general definition. Tumours differ greatly from each other; according to their seat, the organs interested, their nature, &c.

The French use the term *Tumeur blanche* synonymously with *White Swelling*;—see Hydrarthrus. The term is, however, applied by the generality of surgeons to swellings of the greater joints, without change of colour of the skin, and of a more or less firm consistence, which are dependent upon disease of the osseous or of the soft parts about the joint.

Scrofula is the most common cause of these affections.

TUMOUR, ERECTILE. A tumour produced by the development of a soft, vascular tissue, which is susceptible of elevation and depression. See Erectile.

TUMOUR, FIBROUS, *Tumor fibrosus, Inoxylo'ma.* A tumour formed of fibrous tissue.

TUMOUR, LAMINATED NACREOUS FATTY, Cholesteatoma—t. Milk-like, Encephaloid.

TUMOUR, VARICOSE, *Tumor varicosus.* A circumscribed, bluish tumour, formed by the dilatation and turgescence of the capillary vessels of a part.

TUMOUR, VASCULAR, see Hæmorrhoids.

TUNAS, see Cactus opuntia.

TUNBRIDGE, MINERAL WATERS OF. A celebrated acidulous chalybeate in Kent, England, a few miles distant from the village of Tunbridge, and thirty-six miles south of London, which is much frequented. It contains carbonic acid, carbonate of iron, and sulphate of magnesia.

TUNDA OCULI, Conjunctiva membrana.

TUNDUS CORDIS, Mûcro cordis.

TUNIC, *Tunica, Chiton, a coat.* An envelope. A name given to different membranes, which envelop organs; such are the tunics or coats of the eye, stomach, bladder, &c.

TUNICA ACINALIS, Uvea—t. Aciniformis, Uvea—t. Acinosa, Uvea—t. Adnata, Conjunctiva—t. Agnata, Conjunctiva—t. Alba oculi, Sclerotic—t. Albuginea, Albuginea—t. Albuginea oculi, Sclerotic—t. Allantoides, Allantois—t. Arachnoides, Arachnoid membrane—t. Aranea, Arachnoid membrane—t. Caduca, Decidua—t. Candida oculi, Sclerotic—t. Carnosa, Panniculus carnosus—t. Conjunctiva, Conjunctiva—t. Costalis, Pleura—t. Crassa, Decidua—t. Crystallina, Arachnoid membrane—t. Dura oculi, Sclerotic—t. Durior et crassa, Sclerotic—t. Elytroides, Vaginalis tunica—t. Erythroides, Cremaster—t. Exterior ovi, Decidua—t. Extima oculi, Sclerotic—t. Farcinialis, Allantois—t. Filamentosa, Decidua—t. Hortensis, Dianthus caryophyllus—t. Innominata oculi, Sclerotic—t. Interna oculi, Retina.

TUNICA JACOBI. A highly delicate serous membrane, interposed between the retina and the choroid coat, discovered by Dr. Jacobs, of Dublin.

TUNICA MUSCULARIS, Dartos—t. Nervorum, Neurilemma—t. Perforata, Uvea—t. Prætensa abdominis, Peritonæum—t. Reticularis, Retina—t. Retiformis, Retina—t. Rhagoïdes, Choroid-

dea tunica, Uvea—t. Rubicunda scroti, Dartos—t. Rubra, Dianthus caryophyllus—t. Ruyschiana, see Choroid—t. Subcostalis, Pleura—t. Thoracis, Corset—t. Uvalis, Uvea—t. Uvea, Uvea—t. Uviformis, Uvea—t. Vaginalis, see Vaginal—t. Vaginalis Linguae, see Tongue—t. Vaginalis Testis Propria, Albuginea—t. Vasculosa oculi, Choroid.

TUNICA VASCULO'SA TESTIS, Pia mater testis. An extremely delicate membrane, consisting of minute ramifications of the spermatic vessels united by cellular tissue, which separates the lobules of the testis from each other. It is situated immediately within the tunica albuginea, and encloses the substance of the gland. It sends processes inward that separate the lobules, in the same manner as the pia mater is reflected between the convolutions of the brain.

TUNICA VITREA, Hyaloid membrane.

TUNICULA, Clitoris.

TUNIQUE ALBUGINÉE, Albuginea.

TUNNYFISH, SALTED, Omotarichos.

TUPHLO-ENTERITIS, Typhlo-enteritis.

TUPHUS, Typhus.

TUPNARIA, Talpa.

TURBA HÆMORRHODALIS, see Hæmorrhoids.

TURBATIONES ANIMI, Affections of the mind.

TURBINATED BONES, Ossa turbinata. Bones shaped like a top; from *turbo* or *turben*, 'a top.' *Ossa spongiosa, Cornua, Concha narium, Turbines nasi seu narium, Conchyli'a, Buccina, Lamina spongio'sa nasi, Ossa tertia maxilla superioris.* Very thin, bony plates, rolled up in the form of horns, and situated in the nasal fossæ. 1. *Os spongiosum superius,* or *Cornet de Morgagni;*—the highest. 2. *Os spongiosum medium,* the middle cornu of French anatomists,—the *ethmoidal cornu* or *Os spongiosum superius, Os turbinatum,* of English anatomists, *Os convolutum superius, Concha, C. narium superius, C. Morgagniana,* (F.) *Cornet Moyen.* This bone projects inwards and downwards into the cavity of the nose, from the ethmoid cells at the side of the nasal lamella, and serves to enlarge the organ of smell. It is convex towards the septum, and concave outwards. 3. *Os spongiosum vel turbinatum inferius, Concha inferior, Convolutum inferius os, Os sous-ethmoidal,* (Ch.), projects at the under part of the side of the nose, is convex towards the septum, and concave outwards. It is connected to the os maxillare, os palati, and os unguis. 4. *Sphenoid' al cornu.*

All the turbinated bones extend the olfactory surface.

TURBINES NASI SEU NARIUM, Turbinated bones.

TURBITH BLANC, Globularia alypum—t. Mineral, Hydrargyrus vitriolatus—t. Montpellier, Globularia alypum—t. Plant, Convolvulus turpethum.

TURBO CEREBRI, Pineal gland.

TURGENTIA, Turgescence.

TURGESCENTIA, *Turgescentia, Turgentia, Orgasmus,* from *turgescere,* 'to swell.' Superabundance of humours in a part. The term *Turgescence* of Bile was formerly used to denote the passage of that fluid into the stomach, and its discharge by vomiting. A vital action of turgescence or expansibility—*Turgor vitalis*—has been presumed to exist in certain

organs, as in the capillaries; but the generality of physiologists do not admit it.

TURGESCENTIA, Turgescence.

TURGESCENTIA VESICULÆ FELLÆÆ, *Ascites Hepato-cystica*, *Physocœmia biliosa*, *Hepatalgia Petitiæna*, *Cystocœle biliosa*, *Hydrocholecyctis*, *Hydrops vesicæ fellææ*, (F.) *Hydropisite de la Vésicule du Fiel*, *Distension de la Vésicule du Fiel*, *Cholocysticæstasie*. Distension of the gall-bladder by bile.

TURGOR VITALIS, see Turgescence.

TURMERIC, *Curcuma longa*, *Sanguinaria Canadensis*.

TURNING, *Versio*, *V. factus*, from (F.) *turner*, 'to turn.' (F.) *Versio*. The operation of bringing down the feet, or some part of the lower extremity, when the presentation of the child is such that it cannot be delivered by the natural efforts.

TURNIP, *Brassica rapa*—t. Dragon, *Arum triphyllum*—t. Indian, *Arum triphyllum*—t. Pepper, *Arum triphyllum*.

TURNS, Menses.

TURPENTINE, *Terebinthina*—t. Bordeaux, see *Pinus sylvestris*—t. Briançon, see *Pinus cembra*—t. Chio, see *Pistacia terebinthus*—t. Common, see *Pinus sylvestris*—t. Common, American, see *Pinus sylvestris*—t. Cyprus, see *Pistacia terebinthus*—t. Damarra, see *Pinus damarra*—t. Dombeya, see *Dombeya excelsa*—t. Horse, see *Pinus sylvestris*—t. Strasburg, see *Pinus picea*—t. Tree, *Pistacia terebinthus*—t. Venice, see *Pinus larix*—t. Venice, true, see *Pistacia terebinthus*—t. White; see *Pinus sylvestris*.

TURPETHUM, *Convolvulus turpethum*—t. Minerale, *Hydrargyrus vitriolatus*—t. Nigrum, *Hydrargyri oxydum cinereum*.

TURQUOISE. This stone has been long imagined to change its colour as the wearer is at the time in good or bad health;—a superstitious notion.

TURTLE BLOOM, *Chelone glabra*—t. Green, *Chelonia mydas*—t. Head, *Chelone glabra*.

TURUNDA, Tent.

TURUNDULA, Tent.

TUSSACA RETICULATA, *Goodyera pubescens*.

TUSSEDO, Tussis.

TUSSICULA, Tussis.

TUSSICULAR, *Tussicula'ris*, *Tussicul'osus*, from *tussis*, 'a cough.' Relating to a cough, or to a slight cough.

TUSSICULOSUS, Tussicular.

TUSSILAGO, *T. Farfara*, *Bechium*, *Bechion*, *Calceum equinum*, *Chamalear'ce*, *Chama'gei'ron*, *Filius ante patrem*, *Farfarell'a*, *Galliomarchus*, *Farfara*, *Tussilago vulgar'is*, *Farfara Bechium*, *Ungula caball'ina*, *Coltsfoot*, (F.) *Pas d'âne*. Family, *Corymbiferae*. Sex. Syst. Syngenesia Polygamia Superflua. It is demulcent and expectorant, and has been used in coughs, and pulmonary affections in general, and in some cutaneous diseases.

TUSSILAGO PETASITES, *Butterbur*, *Petasites*, *Pestilent-wort*, *Petasites major*, *P. vulgaris*, *P. rubens*. The roots of this plant have been recommended as aperient and alexipharmic.—They have a strong smell; and a bitterish, acrid taste, of the aromatic kind, but not agreeable.

TUSSIS—diminutive, *Tussicula*, *Cough*,

Coughing, *Begma*, *Bez*, *Tusse'do*, *Bezis*, *Tussis nervosa*, *Catar'rhus*, *Pneusis Tussis*, (F.) *Toux*. Violent, sonorous, frequent, and short expirations; by means of which the air, in passing rapidly through the bronchia and trachea, carries along with it the mucus of the parts, which forms the sputa. The cough is said to be *dry*, when unaccompanied by expectoration. It is symptomatic of many diseases. See *Bronchitis*.

TUSSIS AMPHEMERINA, *Pertussis*—t. *Bronchica*, *Cough*, *tubal*, see *Bronchitis*—t. *Catarrhalis Simplex*, *Catarrh*—t. *Clamosa*, *Pertussis*—t. *Clangosa*, *Pertussis*—t. *Convulsiva*, *Pertussis*—t. *Delassans*, *Pertussis*—t. *Ferina*, *Pertussis*—t. *Pueros strangulans*, *Pertussis*—t. *Quinta*, *Pertussis*—t. *Senilis*, *Bronchitis* (chronic)—t. *Spasmodica*, *Pertussis*—t. *Stomachalis*, *Pertussis*—t. *Suffocans*, *Pertussis*—t. *Suffocativa*, *Pertussis*—t. *Tussiculosa*, *Pertussis*.

TUTAMINA, pl. of *Tuta'men*, 'a defence,' 'a protection,' from *tutare*, 'to defend.' Parts are so called which defend or protect each other.

TUTAMINA CEREBRI are the scalp, pericranium, bones of the skull, and the meninges.

TUTAMINA OCULI are the eyebrows, eyelids, and lachrymal apparatus.

TUTENAG, Zincum.

TUTHIA, Tutia.

TUTIA, *Pom'pholyx*, *Cadm'ia*, *Alfasa*, *Mesera*, *Capnitis*, *Tuthia*, *Oxydum zinci impurum*. The oxyd of zinc that attaches itself to the chimneys of furnaces in which ores of zinc are smelted. It is in the form of gray incrustations; and is sometimes used for making an eye-salve. It is prepared, for this purpose, by *levigation*.

TWIN, *Gemellus*.

TWINKLING OF THE EYE, *Nictation*.

TWINLEAF, COMMON, *Jeffersonia Bartroni*.

TWINROOT, *Orchis*.

TWINS, SIAMESE. Two brothers, Chang and Eng, connected by means of a ligamentous band passing from the epigastrium of one to that of the other, who were exhibited in various parts of Europe and America, about the year 1830. They are now, (1848,) living in North Carolina: both are married and have children. See *Xiphopages*.

TWITCHING, Tic.

TYCHICA, from *τυχη*, 'accident.' Fortuitous lesions or deformities. The 7th class of *Good's Nosology*.

TYLE, *Callosity*.

TYLOMA, *Callosity*.

TYLOSIS, *Callosity*.

TYLUS, *Callosity*.

TYMMA, *Wound*.

TYMPAN, *Tympanum*.

TYMPANIA, *Tympanites*.

TYMPANIAS, *Tympanites*.

TYMPANIC, *Tympanicus*; same etymon as *tympanum*. Relating to the *tympanum*, as 'tympanic canal.'

TYMPANITA, *Tympanites*.

TYMPANITE, *Tympanites*.

TYMPANITES, *Emphyse'ma Abdom'inis*, *Hydrops Tympanites*, *Affectio tympanit'ica*, *Ectympano'sis*, *Pneumato'sis Abdom'inis*, *Hydrops abdominis aëreus*, *Aëro'sis*, *Aëro-enterectasia*, *Physocœ'lia*, *Tympano'sis*, *Phys'e'ma*, *Phys'e'sis*, *Hydrops siccus et flatulentus*, *Tym-*

pania, Tympanias, Tympanita, Tympanitis, Emphysema Tympanites, E. Tympaniticum, Meteoroismus, Tympanisy, Meteorism, (F.) Tympanite, Pneumatose péritonéale, Ballonnement, from τυμπανον, 'a drum,' so called because the abdomen is distended with wind, and sounds like a drum when struck. A swelling of the abdomen, caused by accumulation of air in the intestinal tube or in the peritoneum. Tympanites may be idiopathic or symptomatic. The former depends upon exhalation of air from the inner surface of the intestine, or from the decomposition of substances contained in it; the latter is the result of some organic affection, and often depends upon obliteration of the digestive tube, which prevents the gas from escaping. Idiopathic tympanites may be more readily cured. The symptomatic is usually fatal. On dissection in such cases, the stomach and intestines are found enormously distended; with strangulation or disorganization of some part of the mucous membrane of the intestine. Carminatives may be proper when tympanites depends upon atony of the digestive organs; but, in cases of the symptomatic kind, they cannot be productive of advantage, and may do harm.

Sometimes the air is contained in the cavity of the peritoneum—constituting *Tympanites abdominalis, Aéroperitonie*, of some:—the accumulation in the intestines being called *Tympanites intestinalis*.

TYMPANITES, UTERINE, Physometra.

TYMPANITIS, *Inflammatio tympani*; from τυμπανον, 'a drum,' and *itis*, denoting inflammation. Inflammation of the lining-membrane of the middle ear. Also, tympanites.

TYMPANOSIS, Tympanites.

TYMPANUM, τυμπανον, 'a drum.' The Drum or barrel of the Ear. The names *Cavity of the Tympanum* or *Cavity of the Drum, Cavitas Tympani, Antrum seu cavitas antro'sa Auris, Cavum Tympani, (F.) Tympan, Cavité du tympan, Caisse du tambour*—have been given to a cavity of an irregular shape, which constitutes the middle ear, and has been compared to a drum. It is situate in the pars petrosa of the temporal bone, between the meatus auditorius externus and the labyrinth. This cavity is lined by a mucous membrane; and communicates, externally, by means of the Eustachian tube, which is situate between it and the pharynx. The tympanum has six parietes. 1. An external, which is almost entirely formed of the Membrane of the Drum, *Membrana tympani, Diaphragma auris, Mediastinum seu Tegumentum auris, Myringa, Myrina, (F.) Membrane du tympan*—a species of thin, transparent, circular septum; convex within, and concave without, which closes the inner extremity of the meatus auditorius. 2. An internal, on which are the *Fenes'tra ovalis, Promontory*, and *Fora'men rotundum*. 3. A superior. 4. An inferior, on which is the *glenoid fissure*. 5. A posterior, on which are the opening of the mastoid cells, and the pyramid. 6. An anterior, on which are the *Processus cochleariformis* and the inner orifice of the *Eustachian tube*. The cavity of the tympanum is crossed by a series of four small bones, articulated with each other by diarthrosis, moved by certain muscles, and representing a kind of bent lever extending from the *membrana tympani* to the *fenestra ovalis*. They are called the *Bones*

or *Ossicles of the Ear*, and are the malleus, incus, os orbiculare, and stapes.

For the nervous plexus of the tympanum, see *Petrosal Ganglion, and Otic Ganglion*.

TYMPANUM MINUS, see *Fenestra*—t. *Secundarium*, see *Fenestra*.

TYMPANY, Tympanites—t. of the Womb, *Physometra*.

TYPE, *Typus, Periodus morbi*, from τυπος, 'a stamp,' itself from τυπτω, 'I strike.' The type is the order in which the symptoms of a disease exhibit themselves, and succeed each other. It may be continued, intermittent, or remittent.

TYPHA AROMATICA, *Acorus calamus*.

TYPHICUS, Typhoid.

TYPHIQUE, Typhoid.

TYPHLITIS, Typhlo-enteritis.

TYPHLO-ENTERITIS, *Typhlo-enteritis, Typhlitis, Typhloteritis, Inflammatio Cæci, Plegmonous Tumour of the Cæcum, (F.) Inflammation du Cæcum*, from τυφλος, *cæcus*, and *enteritis*, 'inflammation of the intestines.' Inflammation of the cæcum, occasionally leading to perforative ulceration.

TYPHLOENTERUM, Cæcum.

TYPHLOPS, Cæcus.

TYPHLOSIS, Cæcitas.

TYPHLOTERITIS, Typhlo-enteritis.

TYPHLOTERON MONOCOLON, Cæcum.

TYPHLOTERUM, Cæcum.

TYPHLOTES, Cæcitas.

TYPHODES, Typhoid.

TYPHOËMIE ENTERIQUE, see *Typhus*. TYPHOHÆMIA, see *Putrefaction*.

TYPHOID, *Typhoides, Typhodes, Typhicus, Typhosus, Lactica, (F.) Typhique, Typhoide, Typhode*. Appertaining to or resembling typhus; as *Typhoid Fever*. Also, typhus, according to some, *Typhous Fever*. Fuchs has employed the word *Typhoide* for a family of diseases, to distinguish them from *phlogoses*; of this family, *Stomacace, Pharyngocace, and Pneumocace* are examples.

TYPHOID AFFECTION, see *Typhus*—t. *Fever of India, Cholera*.

TYPHOMANIA, from τυφος, 'stupor,' and *mania*, 'delirium.' *Delirium with stupor, Subdelirium*. The kind of delirium common in typhus.

TYPHOMANIA, *Coma vigil, Insomnia*.

TYPHONIA, *Coma vigil*.

TYPHOSEPTOSES, from τυφος, 'stupor,' and *σηψις*, 'putrefaction.' Typhous affections.

TYPHOSUS, Typhoid.

TYPHOUS FEVER, see *Typhoid*.

TYPHUS, *Semipestis, Typhus, Febris Typhodes, Febris asthenica seu adynamica, Asthenopyra, (F.) Fièvre adynamique, F. ataxique, F. adynamique ataxique, Typhus d'Europe*, from τυφος, 'stupor.' A fever characterized by small, weak, and unequal, but usually frequent pulse, with great prostration of strength, and much cerebral disturbance; its duration being usually from a fortnight to three weeks or longer. It is continued fever, accompanied with great cerebral irritation and prostration. (See *Fever*.) By most writers, this disease has been divided into two varieties—the *Typhus mitior* and *Typhus gravior*. TYPHUS MITIOR, *T. simplex, T. nervosus, T. comatosus, Febris lenta nervosa, Blechropyrus, F. putrida nervosa, F. hectica maligna ner-*

vosa, Nervous Fever, Neurop'ya, Neuropyretus, (F.) Fièvre nerveuse, is characterized by slight shiverings, heavy, vertiginous headache; great oppression, peculiar expression of anxiety, nausea, sighing, despondency, and coma or quiet delirium. *TYPHUS GRAVIOR, Typhus carcerum, T. castrensis, T. anthropophthor'acus, True Typhus, Exanthemat'ic typhus, Nervous fever with exanthematous eruption, Contag'igius typhus, Febris nervo'sa epidem'ica, F. nervo'sa exanthemat'ica, F. malig'na cum sopor'e, F. nervo'sa petechia'lis, F. pestilentia'lis Euro'pæ, Typhus contagio'sus exanthemat'icus, T. nostras, T. Europæus, T. commu'nis, T. bellicus, T. exanthemat'icus, Pests bel'lica, Febris pestilens malig'na, Febris nav'ica pestilentia'lis, Febris petechia'lis, Typhus petechia'lis, Porphyro-typhus, Pulicula'ris morbus, Febris puncticular'is, F. Strop'ya, F. carcerum et nosocomio'rum, F. Putrida, F. continens pu'trida, F. contin'ua pu'trida, Septop'ya, Putrid Fever, Jail Fever, Hospital Fever, (F.) Fièvre des Camps, F. nautique, F. d'Hôpital, F. nosocomiale, F. des Prisons, F. lenticulaire, Typhus contagieux,* is attended with rigors and heat, alternating; little or no perspiration; pulse, tense and hard, usually quick, but fluttering; pain over the forehead and vertex; delirium, succeeded by stupor; signs of incipient putrescency,—as petechiæ, vibices, hemorrhages, &c. Typhus, under particular circumstances, seems to be communicable by contagion; but if proper attention be paid to cleanliness and ventilation, there is not much danger of communication. The general principles of treatment, laid down under the head of Fever, are applicable here. All the varieties of continued fever resemble each other in the cardinal points, although they may differ in many of their characters. Ventilation and cleanliness; warm or cold ablu-tion or sponging; keeping the bowels free; and attending to symptoms as they may rise, with the avoiding of all irritation of every kind, are the main indications. When symptoms of great prostration occur, the strength must be supported by wine; and tonics be exhibited, with the mineral acids. Of the tonics, the sulphate of quinia is perhaps as good as any, whilst it is free from the objection which applies to most others,—of being too bulky. In the whole management of this affection, however, the physician has to discriminate carefully between oppression and prostration. The former may require evacuants; the latter cannot.

Of late, certain observers have endeavoured to show, that there is an essential difference between typhoid fever and typhus; that the former is an abdominal affection, and dependent upon, or connected with, an inflamed or ulcerated condition of the mucous follicles of the intestines; hence it has received the names *Fièvre mésentérique, F. typhoïde, Maladie ou Affection typhoïde, F. entéro-mésentérique, Entérite typho-hémique, Typhoëmie entérique, Entéro-mésentérique typhoïde, Exanthème intestinale, Dothinentérie, Dothinentérite, &c., Ileo-diclidite, Entérite folliculeuse, Gastro-entérite* with nervous affection of the brain, *Follicular gastro-enteritis, F. enteritis, Enteritis folliculo'sa, Typhus abdominal'is, T. intestinal'is, T. Sporadicus, Enterotyphus, T. ganglionaris abdominal'is, Febris intestinal'is ulcero'sa, F. nervo'sa gastrica, F. nervo'sa enterica, F. enter-*

ica, F. nervo'sa mesenterica, Enterheliosis nervo'sa, Typhus entericus, Ileo'ya, Ileo-typhus, Typhoid affection, Enteric fever. Accompanying this form of fever there is generally a typhoid eruption, consisting of rose-red papulæ, which appear mostly on the abdomen. They are distinct from true petechiæ, as they can be removed by pressure; and distinct also from sudamina, which are perhaps the universal accompaniments of sweating, and are consequently a variety of miliaria. The common continued fever or synchus of Great Britain, and of this country, has been presumed by some to be this variety: but farther observations are needed to establish the distinctions which have been attempted; and there is reason to believe, that the abdominal affection is a complication, existing in certain cases and epidemics, and not in others. The *Red Tongue Fever* of Kentucky is considered by Professor Bartlett to be typhoid fever.

Certain modern French writers have considered the Typhus of the European continent, *Typhus of Europe, Peste d'Europe, pestilential fever, contagious typhus, Hungarian fever, Hospital fever, camp fever, jail fever, lenticular petechial fever, &c.*, to be identical with the typhoid affection. They admit but one fever on the European continent—the typhoid. Typhus, they maintain—but by no means establish the position—to be peculiar to England.

TYPHUS ABDOMINALIS, see Typhus—t. *d'Amérique, Fever, yellow—t. Anthracicus, Plague—t. Anthropophthoracis, Typhus—t. Aphthoideus, Aphthæ—t. Bellicus, Typhus—t. Bengalensis, Cholera—t. Bubonicus, Plague—t. Carcerum, Typhus gravior—t. Castrensis, Typhus gravior—t. Comatosus, Typhus mitior—t. Communis, Typhus—t. Contagieux, Typhus—t. Contagious, Typhus—t. Contagiosus exanthematicus, Typhus—t. d'Europe, Typhus—t. of Europe, see Typhus—t. Exanthematicus, Typhus—t. Ganglionaris abdominalis, see Typhus—t. Gravissimus, Plague—t. Ictero-odes, Fever, yellow—t. Jaune, Fever, yellow—t. Intestinalis, see Typhus—t. Miasmaticque ataxique putride jaune, Fever, yellow—t. Morbillosus, Rubeola—t. Nervosus, Typhus mitior—t. Nostras, Typhus—t. d'Orient, Plague—t. Pestilentialis, Plague—t. Pests, Plague—t. Petechialis, Typhus gravior—t. Puerpéral, see Peritonitis—t. Scarlatinus, Scarlatina—t. Simplex, Typhus mitior—t. Sporadicus, see Typhus—t. Tropicus, Fever, yellow—t. True, Typhus—t. Vesicularis, Pemphigus.*

TYPOSES, see Periodicity.

TYPUS, Type.

TYRANNUS, see Critical days.

TYRBASIA, Agitation.

TYRBE, Agitation.

TYREMESIS, Tyrotemesis, from τυρος, 'cheese,' and μυσic, 'vomiting,' *Tyro'sis, Tyrew'sis.* Vomiting of curdy matter, in infants especially.

TYREUSIS, Tyremesis, Tyrosis.

TYRIA, Porrigo decalvans.

TYRIASIS, Elephantiasis Arabica.

TYRODES, Cheesy.

TYROMA, Porrigo decalvans.

TYROS, Cheese.

TYROSIS, Tyremesis. Also; the curdling of milk in the stomach; *Tyrew'sis.*

TYROTEMESIS, Tyremesis.

U.

ULA, *Gingivæ*.

ULATROPHIA; from *ουλον*, 'the gum,' and *atrophia*, atrophy. Shrinking of the gums; falling away of the gums.

ULCER, *Ulcus*, diminutive *Ulcusculum*, *Helcos*, *Elco'sis*, *Elco'ma*, *Helcus*, *Helco'ma*, a *Sore*, (F.) *Ulcère*. A solution of continuity in the soft parts, of longer or shorter standing, and kept up by some local disease or constitutional cause. Richerand makes four great distinctions between a wound and an ulcer. 1. A wound arises from the action of an extraneous body:—the cause of an ulcer is inherent in the economy. 2. A wound is always idiopathic:—an ulcer is always symptomatic. 3. A wound has essentially a tendency to heal, because the action of its cause has been momentary:—an ulcer, on the contrary, has a tendency to enlarge, because its cause persists. 4. The treatment of a wound is purely surgical; that of an ulcer is medical as well. The immediate cause of an ulcer is an augmented action of the absorbents; and a specific action of the small vessels, which secrete pus from the blood. Ulcers have been variously divided, according to their nature;—into *simple*, *sinuous*, *fistulous*, *fungous*, *gangrenous*, *scorbutic*, *syphilitic*, *cancreous*, *inveterate*, *serofulous*, *phagedenic*, *virulent*, *cacoëthic*, *sordid*, *carious*, *varicose*, &c. The treatment consists in removing, by appropriate means, the internal and the local causes which keep up the ulceration, and in exciting the vessels of the part, where necessary, by appropriate bandaging, &c.

ULCER, MALIGNANT, Hospital gangrene—u. Putrid, Hospital gangrene.

ULCERA INTESTINALIA, *Gastrelcosis*—u. *Laryngis*, *Phthisis laryngea*—u. *Serpentia oris*, *Aphthæ*—u. *Uteri*, see *Metrophthisis*—u. *Ventriculi*, *Gastrelcosis*—u. *Vesicæ*, *Cystophthisis*.

ULCERATED, *Ulcera'tus*, *Exulcera'tus*, *Helco'des*, (F.) *Ulcéré*. In the state of an ulcer. Affected with ulcers.

ULCERATIO INTESTINALIS, *Enterelcosis*—u. *Ventriculi*, *Gastrelcosis*.

ULCERATION, *Ulcera'tio*, *Exulcera'tio*, *Pyogen'ia corrosi'va*. A superficial ulcer. The formation of an ulcer—*Exelco'sis*, *Elco'sis* and *Helco'sis*.

ULCERE, Ulcer—u. *du Larynx*, *Phthisis laryngea*.

ULCEROUS, *Ulcero'sus*, *Helco'des*, *Helco'des*. Having the character of an ulcer.

ULCERS, EGYPTIAN, *Ægyptia ulcera*.

ULCUS, Ulcer—u. *Atonicum*, *Rupia*—u. *Cacoethes*, see *Cacoethes*—u. *Cancrosum*, *Cancer*, *Chancre*—u. *Dacryodes*, see *Dacryodes*—u. *Depascens*, *Phagedenic ulcer*—u. *Fistulosum*, *Hypophora*—u. *Hypulum*, see *Hypulum*—u. *Narium fetens*, *Ozæna*—u. *Pulmonum*, *Phthisis pulmonalis*—u. *Sinuosum*, *Hypophora*—u. *Syriacum*, *Cynanche maligna*—u. *Telephium*, *Telephium*—u. *Tuberculosum*, *Lupus*—u. *Uteri*, *Hysterelcosis*, *Leucorrhæa*.

ULCUSCULA PRÆPUTII, *Herpes præputii*.

ULCUSCULUM, Ulcer—u. *Cancrosum*, *Chancre*.

ULE, *Cicatrix*, *ULETICUS*, *Gingivalis*.

ULICUS, *Gingivalis*.

ULI'TIS; from *ουλος*, 'solid,' (*σαρξ ουλος*, 'solid flesh:') hence *ουλει*, 'the gum.' *Inflammat'io gingiv'æ*, *Periodonti'tis gingiv'arum*, (F.) *Gengivite*, *Inflammation des Gencives*, from *ουλον*, 'the gum,' and *itis*, denoting inflammation. Inflammation of the gums.

ULITIS SEPTICA, *Cancer aquaticus*.

ULLUCO, *Tropæolum tuberosum*.

ULMAIRE, *Spiræa ulmaria*.

ULMARIA, *Spiræa ulmaria*.

ULMUS, *U. campestris*, *Ptelea*, *Common Elm*, (F.) *Orme*. *Family*, *Amentacæa*. *Sec. Syst.* *Pentandria Digynia*. The inner, rough bark of this tree is inodorous; and has a bitter, austere, and mucilaginous taste. It is considered tonic, alterative and diuretic; and has been used, chiefly, in lepra and other cutaneous affections.

ULMUS ALA'TA, *Lynn Wahoo*. The bark of the root has been used successfully as a cataplasm in phlegmonous inflammation.

ULMUS AMERICA'NA, *U. fulva*, *Rough-leaved Elm*, *Red Elm*, *Slippery Elm*. The inner bark is highly mucilaginous, and is used in coughs, diarrhœas, and dysenteries; also, as a poultice for tumours; lacerated and contused wounds, &c.

ULMUS CAMPESTRIS, *Ulmus*—u. *Fulva*, *U. Americana*.

ULNA, *O'lené*, *Foc'ile inferius* seu *majus*, *Canna Bra'chii*, *Os cu'biti inferius*, *Os procubita'le*, *Cu'bitus*, *Cubit*, *Arun'do bra'chii major*. Anatomists have given this name to the bone of the forearm, which forms the prominence of the elbow, during the flexion of that joint. It is the longer and larger of the two bones, and is inserted at the inner side. Its upper and larger extremity has, behind, a considerable process, called *olecranon*; and, before, a smaller one, called *coronoid*. These two eminences are separated from each other by the greater *sigmoid* or *semilunar fossa* or *olecranonoid cavity*, which receives the articular trochlea of the humerus. The tubercle of the ulna is a small, rough spot, under the root of the coronoid process, for the insertion of the *Brachialis internus*. On the outside of this extremity of the bone is the *lesser sigmoid cavity*. It is articulated with the head of the radius. The inferior extremity of the cubitus, which is much smaller than the superior, and articulated with the radius, has a surface that corresponds to the fibro-cartilage which separates it from the os cuneiforme; and a pointed process, called *styloid*. The body of the ulna is manifestly triangular. It is articulated with the os humeri and radius, and, mediately, with the os cuneiforme. It is developed by three points of ossification.

Also, the elbow.

ULNAR, *Cubital*.

ULNARIS, *Cubital*—u. *Externus*, see *Cubital muscles*—u. *Gracilis*, *Palmaris longus*—u. *Internus*, see *Cubital muscles*.

ULOCACE, *Cancer aquaticus*, *Stomacace*.

ULONCUS, from *ουλον*, 'the gum,' and *ογκος*, 'tumour.' Swelling of the gums; epulis.

ULORRHA'GIA, *Stomatorrh'gia*, *Hæ-*

morrhœgia gingiværum, *Ulorrhœa*, from *ουλον*, 'the gum,' and *ρηγνυμι*, 'I break forth.' Bleeding from the gums.

ULORRHŒA, Ulorrhagia.

ULOTICA, Cicatrisantia.

ULTIMI-STERNAL. Professor Bèclard has given this appellation to the 6th or last bony portion of the sternum. He calls it also *Ensi-sternal*.

ULTIMUM MORIENS, 'last dying.' A term given to the part of the economy which dies last.

ULVA CRISPA, *Fucus crispus*.

UMBIL, YELLOW, *Cypripedium luteum*.

UMBILICAL, *Umbilicalis*, *Umbilicatus*, from *umbilicus*, 'the navel.' That which belongs or relates to the navel.

UMBILICAL ARTERIES, which exist only in the fœtus, seem, as it were, continuations of the primitive iliacs. They clear the umbilical ring, and proceed to the placenta, to which they carry the residuum of the blood sent to the fœtus by the umbilical vein. As soon as respiration is established, the blood ceases to pass by the umbilical arteries, which become obliterated; as well as the vein, and are transformed into two very strong ligamentous cords,—the vein forming the *Ligamentum rotundum* of the liver.

UMBILICAL CORD, *Funiculus umbilicalis*.

UMBILICAL REGION, *Regio umbilicalis*, *Mesogastrium*, *Regio gastrica* seu *Mesogastrica*, (F.) *Région ombilicale*, is the middle region of the abdomen, in which the umbilicus is placed. The sides of this are called the *flanks* or *lumbar regions*. In the umbilical region are the omentum majus; the inferior extremity of the duodenum; the jejunum; and the greater part of the mesentery; the aorta; vena cava; the trunks of the renal arteries and veins; the origin of the spermatic arteries, &c.

UMBILICAL RING, *Anulus umbilicalis*, (F.) *Anneau ombilical*, is a fibrous ring which surrounds the aperture of the umbilicus, and through which umbilical hernia occurs in children.

UMBILICAL VESSELS, (F.) *Vaisseaux ombilicæ*, include the two arteries, and umbilical vein. The umbilical vein arises from the placenta, and terminates at the fissure on the inferior surface of the liver of the fœtus, to which it conveys the blood necessary for its nutrition.

UMBILICALIS, Umbilical.

UMBILICATUS, Umbilical.

UMBILICUS, *Umbro*, *Omphalos*, *Umbilicum*, *Radix ventris*, *Mesomphalum*, *Mesomphalum*, *Protome'sis*, (navel of a new-born child;) the navel; from *umbo*, 'the button or prominence in the midst of a buckler,' or from *ὀμφαλος*, or rather *ομφαλις*, which signifies the same, as well as the navel; (F.) *Ombilic*, *Nombri*. A round cicatrix, about the median line of the abdomen. It is in the situation of an aperture, which, in the fœtus, affords passage to the vessels of the umbilical cord.

UMBILICUS MARINUS, *Cotyledon marina*, *Androsæcæ*, *Acetabulum marinum*, *Androsæcæ Matthioli*, *Fungus petrus marinus*. A submarine production, found on the rocks and the shells of fishes, in the south of France. It is reputed to be anthelmintic and diuretic.

UMBO, Elbow, Umbilicus.

UMBRELLA TREE, *Magnolia tripetala*.

UNCARIA GAMBIR, *Nauclea Gambir*.

UNCAS, INDIAN, *Veratrum viride*.

UNCIA, Ounce.

UNIFORM, *Unciformis*, *Uncinatus*, from *uncus*, 'a hook,' and *forma*, 'shape.' That which has the shape of a hook.

UNIFORM BONE, *Os Unciforme*, *Os hamatum*, *Os uncinatum*, (F.) *Os crochu*. The fourth bone of the second row of the carpus. Its shape is very irregular. Inwards and forwards, it has a considerable eminence, which is curved upon itself, and gives attachment to the annular ligament of the carpus. It is articulated with the os semilunare, os magnum, os cuneiforme, and the 4th and 5th metacarpal bones. It is developed from a single point of ossification.

UNIFORM EMINENCE, *Hippocampus minor*.

UNCINATUS, *Unciform*.

UNCINUS, Hook.

UNCTIO, Inunction.

UNCTION, *Unguentum hydrargyri*.

UNCUS, Hook.

UNDERCLIFF ISLE OF WIGHT, ENGLAND, (CLIMATE OF.) The Undercliff comprehends a tract of country from Dunnoose to St. Catherine's Hill, on the south-east coast, about six miles in length, and from a quarter to half a mile in breadth. It is well protected from the colder winds; and the climate is remarkably equable, as well as mild and dry, so that there are not many days during the winter in which the invalid cannot take some exercise in the open air. It is an excellent climate for the pulmonary valetudinarian.

UNDIMIA. A name given, by Paracelsus, to a tumour, filled with a gelatinous matter, like the white of an egg.

UNDOSUS, *Cymatodes*.

UNDULATIO, Fluctuation.

UNEDO, *Arbutus unedo*—u. *Papyracea*, *Arbutus unedo*.

UNGEAL MATRIX, see Nail.

UNGUEN, *Unguentum*—u. *Articulare*, *Synovia*.

UNGUENT, ARMATORY, *Hoplochryisma*.

UNGUENTARIA, see *Myristica moschata*.

UNGUENTARIUS, *Myropæus*, *Myrepus*, *Myropoles*, *Myropulus*, *Pigmentarius*; from *unguentum*, 'an ointment.' One who makes and sells ointments. A perfumer.

UNGUENTUM, *Unguen*, *Myron*, (F.) *Onguent*, from *ungere*, 'to anoint.' Ointment. Ointments are topical applications, of a consistence more or less analogous to that of lard. They are used, chiefly, as local applications to ulcers and wounds; but are sometimes rubbed upon a part, in cutaneous affections; and especially, where it is desired that the constituents of the ointment should be absorbed. Ointments are of less consistence than cerates, although the terms are often used indiscriminately.

UNGUENTUM ACIDI NITROSI, *Ointment of Nitrous Acid*, *Pomatum vel Unguentum Nitricum vel Oxygenatum*, (F.) *Pommade oxygénée*, *Graisse oxygénée*, *Pommade d'Alizon*. (*Adip. suillæ*; ℞; *acid. nitros.* ℥vj. Melt the fat and rub in the acid gradually, till cold. *Ph. E.*) Stimulant. Used in itch and other cutaneous eruptions, and in foul ulcers.

UNGUENTUM ADIPOCERÆ CETORUM, *Ceratum*

cetacei—u. *Ægyptiacum*, *Linimentum æugenis*—u. *Ægyptium album*, *Crinoomyron*—u. *Album*, *Unguentum cetacei*—u. *Album Resolvens*, *Linimentum ammoniæ fortius*.

UNGUENTUM DE ALTHÆA, *Marshmallow Ointment*, U. de *Terebinthinâ et cerâ*, *Cera'tum de Althæâ*, *Emplas'trum mucilaginosum*, E. *emal'tions*, E. *cit'rinum*, E. *flavum*, E. *de Althæâ*, *Unguentum flavum*, U. *cit'rinum*, U. *resi'næ pini sylvestris compositum* seu *resumptivum seu lenitivum*, (F.) *Onguent de guimauve*, O. d'althæa. (Olei de mucilagibus, 1000 p., *ceræ flavæ*, 250 p., *resinæ terebinthin.*, aa 125 p. Liquefy; strain and stir till cold. Ph. P.) *Common Olive oil* might be substituted for the *Oil of Mucilages*.

UNGUENTUM AMYGDALINUM, *Ceratum Galeni*.

UNGUENTUM ANTIMONI, U. A. *Tartarizati*, U. A. *Potassia-tar'tratis*, U. *tar'tari emet'ici*, *Ointment of tartarized antimony*. (*Antimon. et potass. tartrat. ʒij, adipis ʒi.*) If a drachm of this ointment be rubbed upon any part, night and morning, it will excite, in a few days, a painful pustular eruption. Hence, it is employed as a counter-irritant. This preparation is also called *Ung. Tartari stibiati seu emet'ici*, *Ung. e Tartaro stibiata*, *Adeps Tartare stibii medicatus*, *Ung. Tar'tratis Potassæ stibiati*, (F.) *Pommade d'Autenrieth*, *Pommade stibiée*.

UNGUENTUM ANTIMONII POTASSIO-TARTRATIS, *Unguentum antimonii*—u. *Antimonii tartarizati*, U. *antimonii*—u. *Antipernius*, see *Antipernius*.

UNGUENTUM AQUE ROSÆ, *Ointment of Rose water*, *Cold cream*. (Aq. Rosæ, ol. amygdal. aa f. ʒij; catacei, ʒss; *ceræ albæ*, ʒj. Melt together, in a water bath, the oil, spermaceti and wax; then add the rose water, and stir until it is cold. Ph. U. S.) Cooling to irritated surfaces.

UNGUENTUM ARMARIUM, *Hoplochrysa*—u. *Arthanitæ*; see *Arthanita*—u. *Articulare*, *Synovia*—u. *Basilicon flavum*, *Ceratum resinæ*—u. *Basilicon nigrum*, *Unguentum resinæ nigræ*—u. *Basilicon viride*, *Unguentum subacetatis cupri*—u. *Cantharidis*, *Unguentum lyttæ*.

UNGUENTUM CERÆ, (*albæ vel flavæ*) *Wax Ointment*, *Unguentum simplex*, *Linimentum simplex*, *Oil and Bees' Wax*, (F.) *Onguent de eire*. (*Ceræ lbj, adipis lbv. Ph. U. S.* or—*ceræ ʒij, ol. oliv. ʒv.*) Emollient. A mild dressing. Also, the basis of most of the compound ointments.

UNGUENTUM CERATUM, *Ceratum Galeni*—u. *Cerussæ*, *Unguentum oxidi plumbi albi*, *Unguentum plumbi subcarbonatis*—u. *Cerussæ acetatæ*, *Ceratum plumbi superacetatis*, U. *plumbi superacetatis*—u. *Citrinum*, U. *de althæâ*, U. *hydrargyri nitratis*.

UNGUENTUM CETA'CEI, *Unguentum Spermat'is Ceti*, U. *album*, *Linimentum album*, *Spermaceti ointment*, (F.) *Onguent de blanc de baleine*. (*Cetacei ʒvj, ceræ albæ ʒiv, ol. oliv. f. ʒij. Ph. L.*) The ordinary dressing for blisters and excretions.

UNGUENTUM CREASO'TI, *Ointment of Creasote*. (*Creasot. f. ʒss; adipis, ʒj.* Add the creasote to the lard previously melted with a moderate heat, and stir constantly till cold. Ph. U. S.) Used in chronic cutaneous affections.

UNGUENTUM CUPRI SUBACETATIS, *Unguentum subacetatis cupri*.

UNGUENTUM DIGESTIVUM SIMPLEX, U. *Terebinthinæ et ovo'rum vitelli*, *Simple digestive ointment*, (F.) *Onguent digestif simple*. (*Terebinthin. pur. 64 p. Vitell. aver. No. 2, vel 32 p.* Mix, for a long time, in a glass mortar, and add, gradually, enough of the *Oil of Hyppericum* (*Millepertuis*) to make a soft ointment. Ph. P.) Detergent. It may be rendered more so by the addition of a little of the *Acetate of copper*.

UNGUENTUM ELEM, *Balsam of Arcæus*, *Unguentum elemi compositum*.

UNGUENTUM ELEMI COMPOSITUM, *Linimentum Arcæi*, *Unguentum e gummi elemi*, *Ung. de Terebinthinâ et Adipibus*, U. *elemi*, *Ointment of Elemi*, (F.) *Baume d'Arcæus*. (*Elemi lbj, terebinthina vulgaris ʒx, sevi preparati lbij, olivæ olei f. ʒij.* Melt the elemi with the suet; remove it from the fire; and mix in the turpentine and oil. Strain the mixture through a linen cloth. Ph. L.) Stimulant and digestive. To keep open issues, &c.

UNGUENTUM EPISPASTICUM DE DAPHNË GNIDIO, *Adeps Carticæ daphnes gnidii medicatus*, (F.) *Pommade de Garau*. (*Adip. præpar. 320 p., ceræ, 32 p., cart. daphn. gid. 123 p.* Melt the fat and wax; and add the bark softened in water. Boil until the water is evaporated; then pass through cloth. Ph. P.) To keep open blisters, issues, &c. See *Unguentum Mezerei*.

UNGUENTUM EPISPASTICUM FORTIUS, *Cerate of cantharides*—u. *Epispasticum mitius*, *Unguentum lyttæ*—u. *Epispasticum viride*, *Unguentum lyttæ medicatum*—u. *Flavum*, *Unguentum de althæâ*—u. e *Gummi elemi*, *Unguentum compositum*—u. *Hellebori albi*, *Unguentum veratri*.

UNGUENTUM GALLÆ, *Ointment of Galls*, (*Gallæ in pulv. ʒj; adipis ʒvij. M.—Ph. U. S.*) As an astringent in piles, indolent ulcers, &c.

UNGUENTUM HYDRARGYRI, U. *cæru'leum*, U. *Neapolitanum*, *Blue ointment*, *Cera'tum mercuriale*, *Adeps Hydrargyria medicatus*, *Mercurial Ointment*, *Unctio*, (F.) *Onguent mercuriel ou Napolitain*.

The *Strang Mercurial Ointment*, *Unguentum Hydrargyri fortius* of the London Pharmacopœia, *Unguentum Hydrargyri* (Ph. U. S.), is thus made—*Hydrarg. purif. lbj, adipis præparat. ʒxxij, sevi præp. ʒj.* Rub till the globules entirely disappear.

The *Milder Mercurial Ointment*,—*Unguentum Hydrargyri Mitius*,—is made by adding, to one pound of the strong two pounds of lard. Mercurial ointment is antisyphilitic and discutient. It is rubbed on the inside of the thigh, in venereal affections; especially in those cases where mercury, given internally, runs off by the bowels. The *stronger* ointment is used for this purpose. The *weaker* is employed as a dressing, or as an application to cutaneous eruptions.

UNGUENTUM HYDRARGYRI AMMONIATI, *Unguentum hydrargyri præcipitati albi*—u. *Hydrargyri calcis albæ*, *Unguentum hydrargyri præcipitati albi*—u. *Hydrargyri compositum*, *Unguentum hydrargyri nitratis*—u. *Hydrargyri deutoxydi nitrati*, *Unguentum hydrargyri nitrico-oxydi*—u. ex *Hydrargyri mitius dictum cinereum*, *Unguentum oxydi hydrargyri cinereum*.

UNGUENTUM HYDRARGYRI NITRA'TIS, U. H. *nitrati*, U. *supernitratis hydrargyri*, Ointment of Nitrate of Mer'cury, Citrine Ointment, Balsamum mercuriale, Ung. hydrargyri compositum, U. mercuriale citrinum, Adeps nitratis hydrargyri medicatus, Unguentum citrinum ad scabiem, (F.) Onguent de nitrate de mercure, O. citrin contre la gale. (Hydrarg. ℥j, acid. nitric. f. ʒxj, olei bulbuli, f. ʒix; adipis ℥ij. Dissolve the mercury in the acid; and, while hot, add the oil and melted lard.—Ph. U. S.)

A milder ointment,—Ung. Nitratis Hydrargyri mitius—is made with triple the quantity of oil and lard. It is stimulant and detergent, and is much used as an application to herpes, porrigo, and cutaneous eruptions. The weaker ointment is sometimes used in ophthalmia tarsi, &c.

UNGUENTUM HYDRARGYRI NITRICO-OXYDI, Ung. subnitratis hydrargyri, Ung. Oxydi Hydrargyri rubri, U. H. oxidii rubri (Ph. U. S.), Ointment of Nitric Oxyd of Mercury, Balsamum ophthalmicum rubrum, Unguentum deuteroxydi hydrarg. nitrati, Red Precipitate Ointment, Golden Ointment, Singleton's Eye Salve, U. Hydrargyri rubri, U. ex Hydrargyro oxydato rubro, U. mercurii rubrum, U. ophthalmicum rubrum, U. subnitratis hydrargyrici. (Hydrarg. nitrico-oxyd. ʒj, Ung. simpl. ʒvii.) Add the oxyd, reduced to a fine powder, to the melted ointment. Ph. U. S.) Stimulant and escharotic. Applied to foul ulcers, to inflammation of the tarsi, &c., &c.

UNGUENTUM HYDRARGYRI OXYDI RUBRI, Unguentum hydrargyri nitrico-oxydi—u. ex hydrargyro oxydato rubro, Unguentum hydrargyri nitrico-oxydi—u. Hydrargyri oxydi rubri, Unguentum hydrargyri nitrico-oxydi.

UNGUENTUM HYDRARGYRI PRÆCIPITATI ALBI, U. Hydrargyri ammoniati, (Ph. U. S.), U. submuriatis hydrargyri ammoniati, Unguentum ad scabiem Zelleri, U. mercuriale album, U. mundificans Zelleri, Ointment of white precipitate, Ung. e mercurio precipitato, Ung. calois hydrargyri albæ. (Hyd. præcip. alb. ʒj, adipis suillæ seu ung. simpl. ʒiss. Melt the fat, and add the precipitate.) Detergent. Used in cutaneous eruptions, to destroy vermin, &c.

UNGUENTUM HYDRARGYRI RUBRI, U. hydrargyri nitrico-oxydi—u. Hydrargyri submuriatis ammoniati, U. hydrargyri præcipitati albi—u. Hydrargyrici subnitratis, U. hydrargyri nitrico-oxydi—u. Hydrargyri subnitratis, U. hydrargyri nitrico-oxydi—u. Hydrargyri supernitratis, U. hydrargyri nitratis—u. Infusi meloes vesicatorii, U. lyttæ—u. Irritans, U. lyttæ.

UNGUENTUM IODINI, U. Iodini, Ointment of Iodine, (Iodin. gr. xx; alcohol. m. xx; adipis, ʒj. Rub the iodine first with the alcohol and then with the lard until mixed. Ph. U. S.) Used as a local application to goitrous and other swellings.

UNGUENTUM IODINI COMPOSITUM, U. Iodini compositum, Compound Ointment of Iodine. (Iodin. ʒss; Potassii iodid. ʒj; Alcohol, f. ʒj; adipis ʒij. Rub the iodine and iodide first with the alcohol and then with the lard until they are well mixed. Ph. U. S.)

UNGUENTUM LAURINUM, O'leum laurinum, Adeps lauro-medica'tus, Bay Ointment, (F.) Onguent ou Huile de laurier. (Fol. lauri, 500 p. adip. suillæ, 1000 p. Bruise in a marble mor-

tar; evaporate all humidity by boiling; and add Bay berries, in powder, 500 p. Digest and pass through linen. Ph. P.) Reputed to be corroborant and nervine. It is simply emollient.

UNGUENTUM LENITIVUM, U. de althæa—u. Liliaceum, Crinomyon.

UNGUENTUM LYTTE, Ung. cantharidis, U. vesicatorium, U. irritans, U. ad vesicata, Blistering Salve, Ung. infusi meloes vesicatorii, Ointment of Spanish Flies, Ointment of Infusion of Spanish Flies, Unguentum epispasticum mitius, Milder blistering Ointment. (Cantharid. in pulv. ʒij; aquæ destillat. Oss. cerat. resin. ʒvii. Boil down the water with the Spanish flies to one half, and strain; then mix the cerate with the strained liquor, and evaporate to the proper consistence. Ph. U. S.) It is stimulant and epispastic; and is chiefly used for keeping up the discharge from a blistered surface.

UNGUENTUM LYTTE MEDICATUM, Adeps cantharidibus medicatus, Pomatum seu Unguentum epispasticum viride stimulans ac'ribus, Green blistering Ointment, (F.) Pommade épispastique verte. (Pomati velunguenti cantharid. 64 p., unguent. populei 168 p. ceræ albæ, 256 p., cupri acetat., ext. opii, aa 24 p. Melt the unguentum populeum, and wax, and add, as they cool, the oxyd of copper, cantharides, and opium. Ph. P.) Use, same as the last.

UNGUENTUM LYTTE MEDICATUM ALIUD, Adeps cantharidibus medicatus alius, Pomatum epispasticum flavum et mitius, Yellow Blistering Ointment, (F.) Pommade épispastique jaune. (Pulv. cantharid. 120 p., adip. præp. 1680 p., aquæ 250 p. Melt the lard; mix the cantharides, and add the water at the same time; place the whole on a gentle fire; stir continually for two hours, and add a little water to replace that which has been evaporated. Pass through linen and strain. Keep it in a water bath, and add powdered turmeric, 8 p. Let it cool till the superfluous liquid separates; pour off and add yellow wax, 250 p., Oil of Lemon, 8 p. Ph. P.) A complex preparation. Use, same as the last.

An ointment, not very philosophically combined, was used by Dr. Physick, which is known by the name of "Dr. Physick's Issue Ointment." It is made by boiling half an ounce of powdered cantharides in two ounces of rose-water, and evaporating until one half of the fluid is driven off, having previously added 15 grains of tartar emetic. The decoction is to be strained, and three ounces of olive oil, an ounce and a half of white wax, and one ounce of spermaceti added to it, and the mixture then boiled till all the water is evaporated.

UNGUENTUM MERCURIALE ALBUM, Unguentum hydrargyri præcipitati albi—u. Mercuriale citrinum, Unguentum hydrargyri nitratis—u. e Mercurio precipitato, Unguentum hydrargyri præcipitati albi—u. Mercurii rubrum, Unguentum hydrargyri nitrico-oxydi—u. Mundificans Zelleri, Unguentum hydrargyri præcipitati albi.

UNGUENTUM MEZE'REI, Ointment of Meze'reon. (Mezer. incis. transversim, ʒiv; adipis, ʒxiv; ceræ albæ ʒij; moisten the mezereon with a little alcohol, and beat in an iron mortar, until reduced to a fibrous mass; then digest it with the lard, in a salt water bath, for 12 hours; strain forcibly, and allow the strained liquor to cool slowly, so that any undissolved matters

may subside; from these separate the medicated lard; melt it with the wax at a moderate heat, and stir constantly till they are cold.—Ph. U. S.) To keep open blisters, issues, &c.

UNGUENTUM MURIA'TIS HYDRARGYRI OXYGENATO MEDICATUM, *Adeps muriatē hydrargyri oxygenatō medicatus, Cyrillo's Ointment, (F.) Pommade de Cyrillo. (Hydrar. ozymur. 4 p. adipis suilla præp. 32 p. Ph. P.)* Antivenereal and alterative. Used in friction, ℥ss at a time.

UNGUENTUM NARDINUM, see *Nardus Indica—u. Neapolitanum, Unguentum hydrargyri—u. Nervinum, Unguentum Sambuci—u. Nitricum vel oxygenatum, Unguentum acidi nitrosi.*

UNGUENTUM OPHTHALMICUM, *Adeps oxido hydrargyri rubro et plumbi acetatē medicatus, Regent's Pomme ophthalmique, (F.) Pommade ophthalmique. (Butyr. recent., ag. rosar. lavat. 4℥ p., camphor., oxyd. hydrarg. rubr., acetatis plumbi, aa 0.25 p. Mix intimately. Ph. P.)* In chronic inflammation of the conjunctiva or tarsi.

UNGUENTUM OPHTHALMICUM, Unguentum oxidī zinci impurj—u. Ophthalmicum rubrum, Unguentum hydrargyri nitrico-oxydi.

UNGUENTUM OXIDI HYDRARGYRI CINE'REI, *Adeps seu Unguentum ex hydrargyri mit'us dictum cinereum, Ointment of gray oxide of mercury, (F.) Onguent gris. (Oxyd. hydrarg. ciner. p. j, adipis suilla, p. iij. Ph. E.)* Properties like the mercurial ointment. It is not much used.

UNGUENTUM OXIDI PLUMBI ALBI, *Ung. cerus'sæ; Ung. album, Ung. subacetat'is plumbi, Ointment of white oxide of lead, White ointment. (Ung. simplicis, p. v., oxyd. plumb. alb. p. j. Ph. E. & P.)* Cooling and desiccative. Applied to excoriated and burnt surfaces.

UNGUENTUM OXIDI PLUMBI CARBONATI, U. Plumbi subcarbonatis—u. Oxidī zinci, Unguentum zinci.

UNGUENTUM OXIDI ZINCI IMPURJ, *Unguentum tur'ice, Ung. ophthal'micum, Eye Salve, Adeps oxidi zinci medicatus, Tutty ointment, Ointment of impure oxide of zinc. (Linn. simpl. p. v. oxyd. zinc. impur. præp. p. j. Ph. E.)* Generally used in ophthalmia tarsi and atonic ophthalmia.

UNGUENTUM PICIS LIQ'UIDÆ, *Ung. Picis, Ung. e Picē, Tar Ointment. (Picis liquid., sevi, sing. ℥j. Melt and stir till cold.)* Stimulant and detergent. Used in tinea capitis, and other cutaneous eruptions.

UNGUENTUM PICIS NIGRÆ, Unguentum resinæ nigræ—u. Acetatis plumbi, Ceratum plumbi superacetatis—u. Plumbici carbonatis, Unguentum plumbi subcarbonatis—u. Plumbi carbonatis, Unguentum plumbi subcarbonatis—u. Plumbi oxydi carbonati, Unguentum plumbi subcarbonatis—u. Plumbi subacetatis, Unguentum oxidī plumbi albi.

UNGUENTUM PLUMBI SUBCARBONATIS, U. *Plumbi Carbonat'is, Cerat'um de Cerus'sæ, Ung. album, U. album simplex, U. Carbonat'is Plumbici, U. Cerus'sæ, U. Oxidī Plumbi Carbonat'i, (F.) Onguent blanc de Rhazes, O. de Cerusse, O. de Tornamira. (Plumbi Carbonat. in pulv. subtiliss. ℥ij; Unguent. simpl. ℥j. Add the carbonate of lead to the ointment previously softened over a gentle fire, and mix.—Ph. U. S.)* Chiefly used as a dressing for burns.

UNGUENTUM PLUMBI SUPERACETATIS, U. *acetatis plumbi, Ointment of sugar of Lead, Un-*

guentum Saturninum, U. cerus'sæ acetata, Balsamum universale. (Olive oil, ℥ss, white wax, ℥ss, superacetate of lead, ℥ij.) Cooling, desiccative. Called, also, *Balsamum Saturninum, Butyrum Saturni, Linimentum plumbatum, Pomatum saturni, Ung. triphar'macum.*

UNGUENTUM POPULÆUM, *Adeps papaverē, hyoscyamo, et belladonnā medicatus. (Fresh buds of the Populus nigra, 500 p., macerated in adeps suilla præp. melted, 1500 p. for 24 hours. Preserve this. Take black poppy leaves, belladonna, hyoscyamus, black nightshade, aa 128 p.; bruise in a mortar with the former preparation; boil until all the humidity is evaporated, and strain. Ph. P.)* Anodyne. Applied to local inflammations, hemorrhoids, sore nipples, cancer, &c. Green elder ointment is often sold for this.

UNGUENTUM POPULÆUM, see *Populus.*

UNGUENTUM POTASSÆ HYDRIODATIS, *Potas'sii Iodidi, Ointment of Hydriodate of Potass. (Hydriodate of potass. ℥ss, hog's lard ℥jss.)* Half a drachm of this ointment is rubbed on scrofulous glands, goitre, &c.

UNGUENTUM POTASSII IODIDI, Unguentum Potassæ Hydriodatis—u. Pulvis meloes vesicatorii, Cerate of cantharides—u. Resinæ flavæ, Ceratum resinæ flavæ.

UNGUENTUM RESINÆ NIGRÆ, *Ung. resinæ nigrum, Ung. basilicon nigrum, Ung. tetrapharm'acum, Black Basilicon, Black resin ointment, Unguentum picis nigra. (Resin. nigr., ceræ flava, resinæ flav. aa ℥ix, olei olivæ Oj. Ph. L.)* Uses, the same as the Ceratum resinæ or Yellow basilicon.

UNGUENTUM RESINÆ PINI SYLVESTRIS COMPOSITUM, Unguentum de althæâ—u. Resinosum, Ceratum resinæ flavæ—u. Resumptivum, Unguentum de althæâ.

UNGUENTUM SAMBU'CI, *Ung. sambucinum, Green ointment, Unguentum nervinum, Elder ointment, (F.) Onguent de sureau. (Sambuci flor. ℥ij, adipis præp. ℥ij. Boil. Ph. L. & D.)* Emollient.

UNGUENTUM SATURNINUM, Unguentum plumbi superacetatis—u. Sabinæ, Ceratum Sabinæ—u. ad Scabiem Zelleri, Unguentum hydrargyri præcipitati albi—u. Simplex, Ceratum Galeni, Unguentum ceræ—u. Solidum de cicutâ, Emplastrum cicutæ—u. Spermatis ceti, Unguentum cetacei.

UNGUENTUM STRAMO'NII, *Ointment of Stramonium. (Stramon. fol. recent. concis. ℥j; Adipis ℥ij; Ceræ flavæ ℥ss. Boil the leaves in the lard until they become friable; then strain through linen. Add the wax previously melted, and stir until they are cold.—Ph. U. S.)* An anodyne ointment to irritable ulcers, hemorrhoids, &c.

UNGUENTUM SUBACETATIS CUPRI, U. *Cupri subacetat'is, Ung. detor'gens, Ung. basilicum viridē, Ung. ar'uginis, Balsamum viride, Ointment of subacetate of copper, Verdigris ointment. (Cupri subacet. in pulv. subtiliss. ℥j; Ung. simpl. ℥xv. Add the subacetate to the ointment previously melted with a moderate heat, and stir till cold.—Ph. U. S.)* Detergent and escharotic.

UNGUENTUM SULPHURATUM AD SCABIEM, *Adeps sulphuræ et ammo'niæ muriatē medicatus. (Adipis, 120 p. sulph. lot. 60 p. ammo'niæ muriat., aluminæ sulphat. aa 4 p., fiat Unguentum. Ph. P.)* Antipsoric.

Bailey's Itch Ointment is composed of olive oil, lard, nitre, alum, sulphate of zinc, and cinabar, scented with oil of anised, oil of organum, and oil of spike, and coloured with alcanet root.

UNGUENTUM SULPHURATUM ALCALINUM AD SCABIEM, *Adeps sulphuræ et carbonatæ Potassæ medicatus, Helmerick's Alcaline Sulphurated Itch Ointment.* (Adip. præp. 800 p., sulphur. lot. 200 p., carbonat. potass. pur. 100 p., fiat ung. Ph. P.) Use, same as the last.

Bateman's Itch Ointment resembles this. It is coloured with cinabar and scented with essence of bergamot.

UNGUENTUM SULPHURIS, *Ung. e Sulphuræ, Sulphur ointment.* (Sulph. sublim. ℥j, adip. præp. ℔j. Ph. U. S.) Used chiefly in itch and some herpetic affections.

UNGUENTUM SULPHURIS COMPOSITUM, *Compound Sulphur Ointment, Itch Ointment, Unguentum Antipruriticum, Jackson's Itch Ointment, Pommade antipruritique de Jasser.* (Sulph. sublim. ℥ss, veratri rad. contus. ℥ij, potassæ nitrat. ℥j, saponis mollis ℔ss, adip's ℔ss, ol. Bergamot. ℥. xxx Ph. L.) The UNGUENTUM SULPHURIS COMPOSITUM of the Pharm. U. S. (1842) is made as follows:—Sulphur. ℥j; Hydriargyri ammoniat. Acid. Benzoic. āā ℥j; ol. Bergamot. Acid. sulphuric. āā f. ℥j; Potassæ Nitrat. ℥j; adipis ℔ss. To the melted lard, add the other ingredients, and stir till cold. Use, the same as the last; but it is more stimulating.

UNGUENTUM SUSINUM, *Crinomyron*—u. Tartari emetici, U. antimonii tartarizati—u. Tartari stibiati, U. antimonii tartarizati—u. e Tartaro potassæ stibiati, U. antimonii tartarizati—u. Tartratis potassæ stibiati, U. antimonii tartarizati—u. de Terebinthinâ et adipibus, U. elemi compositum—u. de Terebinthinâ et cerâ, U. de althæâ—u. Terebinthinæ et ovorum vitelli, U. digestivum simplex—u. Tetrapharmacum, Basilicon, U. resinæ nigræ—u. Tripharmacum, U. plumbi superacetatis—u. Tutia, U. oxidi zinci impuri—u. ad Vesicata, U. lyttæ—u. ad Vesicatoria, Cerate of cantharides—u. Vesicatorium, U. lyttæ—u. Oxidi zinci, U. zinci.

UNGUENTUM TABACI, *Tobacco Ointment.* (Tabac. recent. concis. ℥j; Adipis, ℔j. Boil the tobacco in the lard over a gentle fire, till it becomes friable; then strain through linen.—Ph. U. S.) Applied to irritable ulcers, tinea capitis, &c.

UNGUENTUM TARTARI EMETICI, *Unguentum antimonii.*

UNGUENTUM VERA'TRI, *Unguentum helleb'ori albi, White hellebore ointment.* (Veratr. rad. pulv. ℥ij, adipis præp. ℥viij, olei limon. m. xx.) Used in cases of itch, where sulphur is objected to. It is not equally efficacious.

The principal ingredients in the EDINBURGH OINTMENT are white hellebore and muriate of ammonia.

UNGUENTUM ZINCI, *Ung. oxidi zinci, U. Zinci Oxidi, Zinc Ointment.* (Zinci oxyd. ℥j, adipis. ℥vj. Ph. L.) Use, the same as that of the *Unguentum tutia.*

UNGUENTUM ZINCI OXIDI, U. zinci.

UNGUIS, Hippocampus minor, Nail, Pterygion—u. Halleri, Hippocampus minor—u. Odoratus, Blatta Byzantia.

UNGUIS OS, *Os lachrymæ.* A small, quadrilateral, very thin, and semi-transparent bone,

which has been compared to a human nail, and is situate at the anterior and inner part of the orbit. It aids in the formation of the lachrymal gutter and the nasal duct. It is articulated with the frontal, superior maxillary, ethmoid, and the inferior spongy bones, and is developed by a single punctum ossificationis.

UNGULA CABALLINA, Tussilago.

UNGULÆ PALPEBRARUM, see Tarsus.

UNIOLOCULAR, *Unilocularis, from unus, 'one,' and oculus, 'a cell.'* Having one cell.

UNIO, Pearl.

UNIOCLUSUS, Cyclops, Monoculus.

UNIPARIENS, Uniparous.

UNIPARIENS, Uniparous.

UNIPAROUS, *Unipariens, Unipariens;* from unus, 'one,' and pario, 'I bring forth.' Producing one at a birth.

UNISEMA DELTIFO-LIA, *Pontedoria cordata, Shovel Pickerelweed, Pond Shovel, Shovel leaf, Water Plantain.* An indigenous plant, *Sæ. Syst.* Hexandria Monogynia, which grows in water, and flowers from June to August. The root is emollient and astringent.

UNTING BANDAGE, (F.) *Bandage unissant.* A bandage for bringing the edges of a wound into approximation. The arrangement of such a bandage differs according as the wound is transverse or longitudinal.

UNOCULUS, *Borgne, Cyclops, Monoculus.*

UNWELL (Being), Menstruation.

UPAS. A word used in the Archipelagos of Molucca and Sunda, and signifying *Vegetable Poison, Ipo, Bohon Upas, Boa Upas, Pohon Antiar, Boon Upas.* A substance used by the natives of those places for poisoning their arrows. The smallest quantity is capable of destroying the largest animal. The tree which produces it is said to be the *Antiaris Toxicaria.* Another species of upas, the *U. Tienté,* is the produce of a *Stychnos.* Many idle stories are told regarding the upas, most of which are fabulous.

URACHUS, *Uracus, Urinaulium, from urgo, 'urine,' and ago, 'I contain.'* (F.) *Ouraque.* The urachus, in certain animals, is a long membranous canal, which arises from the bladder, makes its exit from the abdomen by the umbilicus, and terminates in the pouch called *allantois.* According to Sabatier, this is the arrangement of the urachus in the human fœtus; but Bichat and other anatomists consider, that when the canal exists in it, it is a malformation. They regard it as a kind of suspensory ligament of the bladder, extending from the top of that organ to the umbilicus; and, at the umbilicus, confounded with the abdominal aponeurosis.

URACRATIA, Enuresis.

URACUS, Urachus.

URANA, Ureter.

URANE, Urinal.

URANISCONITIS, from ουρανισκος, 'the palate,' and itis, denoting inflammation. *Palatitis.* Inflammation of the palate.

URANISCOPLASTICE, from ουρανισκος, 'the roof of the mouth,' and πλαστικός, 'forming.' The operation of engrafting in case of deficiency of the soft palate.

URANISCORRHAPHIA, Staphylorrhaphy.

URANISCOS, Palate.

URANORRHAPHIA, Staphylorrhaphy.

URAPOSTEMA, *Abscessus urino'sus, Ura-*

de'ma. A tumefaction produced by the escape of urine. An abscess containing urine.

URARI, Curare.

URAS, Urate.

URATE, *Uras, Lithate, Lithas*; from *ουρον*, 'urine.' A generic name for salts, formed by the combination of uric or lithic acid with different bases. *Urate or Lithate of Soda* is found in arthritic calculi:—*Urate or Lithate of Ammonia* in some urinary calculi.

URE'A, *Uren, Urea'ium, Uricum, Mate'ria urino'sa, Principium seu Sal urino'sum*, (F.) *Urée*. Same etymon. A white, pearly, brilliant substance, in transparent plates, inodorous, and of a cool taste; very soluble in water; deliquescent, and soluble in alcohol. It exists, in great quantity, in the urine; and is an essential part of it. It has been used as a diuretic. Dose, gr. xv to ʒj.

UREC'HYSIS, *Urech'ysis*, from *ουρον*, 'urine,' and *εκχυσις*, 'effusion.' Effusion of urine into the cellular membrane.

UREDO, Urticaria.

URE'E, Urea.

UREMA, Urine.

UREN, Urea.

URENIUM, Urea.

URENS, Caustic.

UREORRHEA, Diabetes.

URESIAESTHESIS, Diuresiæsthesis.

URESIS, Micturition.

URE'TER. Same etymon. *Ura'na, Vena alba renum, Cana'lis ner'veus fistulo'sus renum, Ductus seu Ductor Uri'næ, Vas urina'rium*, (F.) *Uretère*. A long, excretory canal—membranous and cylindrical—which conveys the urine from the kidney to the bladder. It extends, obliquely, between the pelvis of the kidney, with which it is continuous, and the *bas fond* of the bladder, into which it opens. It enters at the posterior and inferior part, for some distance between the coats, and opens into the cavity of the bladder, at the posterior angle of the *Trigone vesical*. The ureter is formed of an exterior, white, opaque, and fibrous membrane; and of an inner, which is mucous.

URETERAL'GIA, from *ουρητης*, 'the ureter,' and *αλγος*, 'pain.' Pain in the course of the ureter,—as from calculus, *Ureteral'gia calculo'sa*.

URETERALGIA CALCULOSA, see Ureteralgia—u. Inflammatoria, Ureteritis.

URETÈRE, Ureter.

URETERICUS. An epithet for ischury, &c., arising from an affection of the ureter.

URETERITIS, *Ureteral'gia inflammato'ria, Ureterophlegmas'ia*. Inflammation of the ureter; generally caused by calculus.

URETERO-LITHICUS, from *ουρητης*, 'the ureter,' and *λιθος*, 'a stone.' An epithet applied to ischury or other affection caused by a stone in the ureter.

URETEROLITHUS. Same etymon. Calculus in the ureter.

URETEROPHLEGMASIA, Ureteritis.

URETERO-PHLEGMATICUS, from *ουρητης*, 'the ureter,' and *πλεγμα*, 'phlegm or mucus.' Any affection caused by mucus accumulated in the ureter.

URETERO-PYICUS, from *ουρητης*, 'the ureter,' and *πυον*, 'pus.' An epithet applied to affections caused by the presence of pus in the ureter.

URETERORRHAG'IA, from *ουρητης*, 'the

ureter,' and *ραγη*, 'rupture.' Hemorrhage from the ureter.

URETERO-STOMAT'ICUS, from *ουρητης*, 'the ureter,' and *στομα*, 'orifice.' That which is dependent upon obstruction of the orifice of the ureter.

URETERO-THROMBOI'DES, from *ουρητης*, 'the ureter,' *θρομβος*, 'grumous blood,' and *ειδος*, 'resemblance.' Ischury from grumous blood in the ureter.

URE'THRA, *ουρηθρα, Cana'lis seu Meatus seu Ductus urina'rius, Urias, Ure'tra, Fistula urina'ria, Iter urina'rium, seu Uri'næ*; (F.) *Urèthre; Uretre*, from *ουρι*, 'urine.' The excretory duct for the urine in both sexes; and for the sperm in man. In the latter, it is 8 or 10 inches long; and extends from the neck of the bladder to the extremity of the penis, in which its external aperture is situate. In the male urethra, three portions are distinguished:—1. A *Prostatic portion*, near the bladder, about an inch and a quarter in length, which traverses the prostate gland:—2. A *membranous portion, Isthmus ure'thræ, Pars ure'thræ membranacea*, from 8 to 10 lines long, which is separated from the rectum by the cellular tissue only:—3. A *spongy portion*, which expands, anteriorly, to form the glans, and which commences at the *bulb of the urethra*. Before opening externally, the canal has a dilatation, called the *Fossa or Fossicula navicularis*. On the interior of the urethra two white lines are perceptible—the one above, the other below. The latter commences at the *verumontanum*; and at the surface of this, the *ejaculatory ducts* and *prostatic ducts* open. The urethra is lined, in its whole extent, by a mucous membrane; on which are seen, particularly at the bulb, the orifices of a number of follicular ducts, called *Sinuuses of Morgagni*. The arteries of the urethra are numerous, and proceed from the internal pudic,—the largest branches entering the bulb. The veins follow the course of the arteries. The lymphatics pass into the inguinal and hypogastric plexuses. The nerves come from the pudic and gluteal. In the *female*, the urethra is only about an inch long. It is wider than in man, and susceptible of great dilatation. It is very wide at its commencement; and descends obliquely forwards, to terminate at the top of the external aperture of the vagina by the *meatus urina'rius*. In its course, it is slightly curved, the concavity being forwards.

URETHRA, BLIND DUCTS OF THE, see Cæcus—u. Mucous lacunæ of the, see Cæcus.

URE'THRAL, *Urethra'lis, Ure'thricus*, from *ουρηθρα*, 'the urethra.' Relating to the urethra.

URETHRAL'GIA, from *ουρηθρα*, 'the urethra,' and *αλγος*, 'pain.' Pain in the urethra. Gonorrhæa.

URE'THRE, Urethra.

URETHREMPHRAXIS, Urethrophraxis.

URETHRITIS, Gonorrhæa.

URETHROBLENNORRHŒ'A, from *ουρηθρα*, 'the urethra,' *βλεννα*, 'mucus,' and *ρρω*, 'I flow.' Gonorrhæa; gleet.

URETHROHÆMORRHAGIA, Urethrorrhagia.

URETHROPHRAXIS, *Urethremphrax'is*, from *ουρηθρα*, 'the urethra,' and *φρασσα*, 'I obstruct.' Obstruction of the urethra.

URETHROPLASTIC, *Urethroplast'icus*; from *ουρηθρα*, 'the urethra,' and *πλασσα*, 'I

of an acid, saline, and slightly bitter taste. That which is passed some time after taking fluid, is less coloured, and less odorous and dense than that which is voided 7 or 8 hours after eating. The first is the *Urina potūs*, (F.) *Urine de la Boisson*, *Urine from drink*:—the latter *Urina sanguinis*, (F.) *Urine de la digestion*, *Urine de la coction*, *Urine cuite*, *Corted urine*, *Urine of digestion*. Three distinct varieties of urine may, according to Dr. Golding Bird, be recognised: *First*. That passed some little time after drinking freely of fluids; which is generally pale, and of low specific gravity—1.003 to 1.009—*Urina potūs*. *Secondly*. That secreted after the digestion of a full meal; s.g. 1.020 to 1.028, or even 1.030—*Urina chyli vel cibi*. *Thirdly*. That secreted independently of the immediate stimulus of food and drink, as after a night's rest, which is usually of average density—1.015 to 1.025, and presents the essential characters of urine—*Urina sanguinis*.

The following are the ordinary constituents of healthy human urine:—urea, uric acid, [hippuric acid:] extractive matters, embracing alcohol extract, spirit extract, and water extract, with their respective constituents; mucus; brown colouring matter of the urine, (hæmaphæin;) red colouring matter of the urine, (uroerythrin;) carbonic, lactic, hydrochloric, sulphuric, phosphoric, silicic, and hydrofluoric acids; soda; potassa; ammonia; lime; magnesia; and peroxide of iron. The proportion of solid matters in 1000 parts of urine may vary from 20 to 70. The following table expresses the relative amounts of the different components in every 100 parts of the solid matter, according to the analysis of different observers.

	Berzelius,	Lémann,	Simon,	Marchand.
Urea,	45.10	49.68	33.80	48.91
Uric Acid,	1.50	1.61	1.40	1.59
Extractive matter,	36.30	28.95	42.60	32.49
Ammonia, Salts,				
and Chloride of Sodium,				
Alkaline Sulphates,	10.30	11.58	8.14	10.18
Alkaline Phosphate,	6.88	5.96	6.50	4.57
Phosphates of lime and magnesia,	1.50	1.97	1.59	1.81

Its average specific gravity is about 1.015. The quantity passed by the adult in the 24 hours varies. On the average it may amount to two pounds and a half. Sometimes, the urine, in health and disease, exhibits appearances that have received special names. Thus, that which is characterized by a deficiency of solid matters generally, has been called *Hydruria*, (ὕδωρ, 'water,') by a deficiency of urea, *Anazoturia*, (ἀν, privative, and azote,) by a superabundance of urea, *Azoturia*. Urine in which the deposit consists of lithic acid, and the lithates, has been termed *Lithuria*; and that in which the deposit consists of the earthy and earthy-alkaline phosphates, *Ceramuria*, κέραμος, 'potter's earth,' &c., &c. At times, a *pellicle* forms on the surface (*Cremor urinæ*) which consists of mucus and some salts: at others, there is a *cloud*, (*Nubeŭla*, *nubes*,) towards its upper part, which is called *Enaorema* when it is suspended, as it were, about the middle of the liquid. Occasionally, there is a sediment, to which the names *Hypostasis*, *Sedimentum*, &c., have been given. (See these various words.) The urine is often deserving of attention in disease; but it has been considered a matter of more importance than it merits. Some empi-

rics have presumed to pronounce on the nature of disease by simply inspecting it. See *Uroscopy*.

Human urine was, at one time, considered aperient; and was given in jaundice, in the dose of one or two ounces. Cow's urine, *Urinâ Vaccæ*, *Alflower water*, was once used, warm from the cow, as a purge, in the dose of Oss.

Urine has been variously designated by pathologists, according to its appearance, &c., for example:—

URINE, ANÆMIC, *Urina anæmica*. Used, but not felicitously, for the form of urine that occurs in anæmia, chlorosis, &c.—Becquerel.

URINE ARDENTE, Ardent urine—u. Bloody, Hæmaturia—u. de la Boisson, Urine, hysterical, see Urine—u. de la Coction, see Urine.

URINE, CRUDE, (F.) *Urine crue*. Urine that is thin, transparent, and but little coloured, affording neither cloud nor deposit.

URINE CRUE, Urine, crude—u. *Cuite*, see Urine.

URINE, CYSTINIC, *Cystinuria*. Urine containing cystine or cystic oxide in solution, or as a deposit.

URINE, DIABETIC, *Urina diabetica*. Urine passed in *Diabetes mellitus*, *Melituria*. It contains a large quantity of sugar analogous to that of the grape, which may be separated in the form of crystals. In other respects, the urine is very abundant and very limpid in that affection.

URINE DE LA DIGESTION, see Urine.

URINE, DROPICAL, is an ammoniacal urine, often containing much albumen and scarcely any urea.

URINE, DYSPEPTIC, has been found to precipitate tannin abundantly, and to soon putrefy.

URINE ÉPAISSE, Urine, mucilaginous.

URINE, FEBRILE, *Urina febrilis*. Urine discharged in inflammation and inflammatory fever.

URINE, FILAMENTOUS, see Filamentous.

URINE, FLOCCULENT, (F.) *Urine floconneuse*, is when the fluid is troubled by flocculi, suspended in it.

URINE, FURFURACEOUS, see Furfuraceous—u. *Floconneuse*, Urine, flocculent—u. *des Goutteux*, Urine, gouty.

URINE, GOUTY, (F.) *Urine des goutteux*, contains much phosphate of lime, and after severe attacks of gout, precipitates a mixture of the uric and rosacic acids.

URINE HUILEUSE, Urine, oily.

URINE, HYSTERICAL, is clear, colourless, and similar to the *Urine de la Boisson*.

URINE, ICTERICAL, contains bile—u. Incontinence of, Enuresis.

URINE OF INFLAMMATORY DISEASES. This is, generally, small in quantity, and very high-coloured.

URINE, INVOLUNTARY DISCHARGE OF, Enuresis.

URINE, JUMENTOUS, *Urina jumentosa* seu *jumentaria*, (F.) *Urine Jumentouse*. A term used, by the French, for ammoniacal urine, rendered turbid by a substance similar to small grains of dust, which causes it to resemble the urine of herbivorous animals.

URINE LACTESCENTE, U. milky—u. *Laitense*, Urine, milky.

URINE, MILKY, (F.) *Urine lactescente* ou *laitense*. White and troubled urine.

URINE, MUCILAG'INOUS, (F.) *Urine épaisse*. Urine containing much mucus.

URINE, NERVOUS. Thin and very liquid urine; such as is passed shortly after the attack of nervous diseases.

URINE OF NERVOUS FEVERS is generally very thin; and often deposits a mixture of uric and rosacic acids.

URINE, OILY, (F.) *Urine huileuse*, is that which pours like oil, or which has an oily pellicle at its surface.

URINE, OXALIC, *Oxaluria*. Urine containing a salt of the oxalic acid.

URINE, PHOSPHORESCENT, *Phosphoruria*, *Phosphuria*. Urine which is luminous or phosphorescent.

URINE, PUR'PURIC, *Porphuria*. Urine containing purpuric acid and its salts.

URINE, RICK'ETY, contains much phosphate of lime.

URINE, SANDY, *Arenosa urina*—u. Stoppage of, *Ischuria*—u. *Ténue*, Urine, thin.

URINE, THIN, (F.) *Urine ténue*. Urine that is transparent, slightly coloured, and but little dense.

URINIF'EROUS, *Urinifer*, from *ουρον*, 'urine,' and *fero*, 'I carry.' That which carries urine.

URINIF'EROUS TUBES OR DUCTS OF BELLINI, *Tubuli vel ductus uriniferi Bellini*, *Tubuli Bellini*, *Belliniani Ductus*, *Bellinianae Fistulae*. The collection of small tubes, converging from the cortical part of the kidney to the apices of the papillæ.

URINODES, Urinous.

URINOM'ETER, from *ουρον*, 'urine,' and *μετρον*, 'measure.' A hydrometer for taking the specific gravity of urine.

URINOUS, *Urinosus*, *Urinosus*. Having the character of urine. Similar to urine.

UROCE'LE, *Œdema scroti urinosum*, *Uroscheocèle*, *Oscheocèle urinalis*, from *ουρον*, 'urine,' and *κηλη*, 'a rupture.' A tumour of the scrotum, owing to the effusion of urine into the same, and into the cellular tissue.

UROCHES'IA, *Urochezia*, from *ουρον*, 'urine,' and *χεειν*, 'to go to stool.' A discharge of urine by the bowels.

UROCRASIA, Enuresis.

UROCRIS'IA, from *ουρον*, 'urine,' and *κρινω*, 'I judge.' *Urocrisition*. A judgment formed either of the urine, or of disease after inspecting the urine.

UROCRITERION, Urocrisia.

UROCYSTIS, Urinary bladder.

UROCYSTITIS, Cystitis.

UROCYSTOCATARRHUS, Cystirrhœa.

URODIAL'YSIS, from *ουρον*, 'urine,' and *διαλυσις*, 'dissolution, loss of strength.' A partial and temporary suspension of the function of the kidney, such as occurs in the course of most acute diseases. A condition of the function of the kidney and of the urine, similar to that observed in acute diseases, but without local mischief or preceding inflammatory fever, has been termed, when occurring in children, *Urodialysis Neonatorum*; in the aged, *Urodialysis Senum*.—Schönlein.

URODOCHIUM, Urinal.

URODYN'IA, from *ουρον*, 'urine,' and *δυνη*, 'pain.' Pain during the excretion of the urine.

URŒDEMA, Urapostema.

UROLITHI, Calculi, urinary.

UROLITHIASIS, Lithia.

UROLITHOLOG'IA; from *ουρον*, 'urine,' *λιθος*, 'a stone,' and *λογος*, 'a description.' A description of urinary calculi.

UROLITHOTOMIA, Lithotomy.

UROMANTY'A, from *ουρον*, 'urine,' and *μαντεια*, 'divination.' The art of divining diseases by simple inspection of the urine; *Urosco'pia*. One professing to be able to do this is called *Uromantes*. Vulgarly, a water doctor.

URON, Urine.

URON'CUS, from *ουρον*, 'urine,' and *ογκος*, 'a swelling.' A urinary swelling.

URONOL'OGY, *Uranolog'ia*, from *ουρον*, 'urine,' and *λογος*, 'a description.' The part of medicine which treats of the urine.

UROPHTHISIS, Diabetes mellitus.

UROPLA'NIA, from *ουρον*, 'urine,' and *πλανη*, 'wandering.' The presence of urine in other parts than the urinary organs.

UROPOE'SIS, *Uropoiesis*, from *ουρον*, 'urine,' and *ποιω*, 'I make.' *Secretio urinae seu lo'tii*. The secretion of urine by the kidney.

UROPOIESIS, Uropoesis.

UROPYGIUM, Coccyx.

UROPHYGIUM, *Croupion*.

URORRHAGIA, Diabetes.

URORRHŒA, Enuresis, Diabetes.

UROSCHEOCELE, Urocele.

UROSCOPIA, see Uromantia.

URO'SES, from *ουρον*, 'urine.' Diseases of the urinary organs.—Alibert.

UROSTEALITH, from *ουρον*, 'urine,' *στεαρ*, 'suet,' and *λιθος*, 'stone.' An ingredient of urinary calculi discovered by Heller, which is soluble in carbonate of soda.

UROSTENOSIS, Urethrostenosis.

UROZEMIA, Diabetes—u. Albuminosa, Kidney, Bright's disease of the—u. Mellita, Diabetes mellitus.

URUCA, U. *Dioica*; U. *major*, *Py'rethrum*, the *Common stinging nettle*, *Adicè*, (F.) *Ortie*. Family, Urticææ. *Sex. Syst.* Monœcia Tetrandria. This plant has been long used for medical and culinary purposes. The young shoots, in the spring are considered to possess diuretic and antiscorbutic properties.

URTICA DIOICA, Urtica—u. *Iners magna foetidissima*, Galeopsis—u. *Major*, U. *dioica*—u. *Minor*, U. *urens*—u. *Mortua*, *Lamium album*.

URTICA PILULIF'ERA, *Pill-bearing Nettle*, U. *Pilulo'sa*, U. *Roma'na*, (F.) *Ortie Romaine*. The seed was formerly given in diseases of the chest. Nettles have been used as stimulants to paralytic limbs.

URTICA PILULOSA, U. *pilulifera*—u. *Roman*, U. *pilulifera*.

URTICA URENS, U. *minor*, *Dwarf nettle*, (F.) *Ortie brûlante*. A lesser variety of the nettle, possessing similar virtues.

URTICAIRE, Urticaria:

URTICA'RIA, from *urtica*, 'a nettle;' *Euanthe'sis urtica'ria*, *Uredo*, *Scarlatina urtica'ta*, *Cnidosis*, *Urticaria porcellana*, *Eczanthe'ma urtica'tum*, *Epinyctis pruriginosa*, *Febri's urtica'ta*, *Pur'pura urtica'ta*, *Febri's rubra pruriginosa*, *Saltans rosa*, (F.) *Urticaire*, *Fievre Ortie*, *Porcelaine*, *Nettle-rash*; from *urtica*, 'a nettle,' because the eruption resembles that produced by the stings of a nettle. A disease distinguished by those elevations of the cuticle called *wheals*. They have a white top, and are

often surrounded by a diffuse redness. They excite intolerable itching, especially when the person is warm in bed. The eruption frequently goes and comes, once or more in the 24 hours, and is generally dependent upon gastric derangement. In some people, nettle-rash is induced by shell-fish, eggs, nuts, &c. It is not usually a disease of any consequence, and its treatment is limited to the use of absorbent laxatives, and simple general means. Willan has described six varieties of the complaint;—*Urticaria febrilis*, *U. evanida*, *U. perstans*, *U. conferta*, *U. subcutanea*, and *U. tuberosa*.

URTICARIA PORCELLANA, Essera, Urticaria.

URTICATIO, *Cnidoidis*, Urtication, from *urtica*, 'a nettle.' A sort of flagellation, with nettles;—used with the intention of exciting the skin.

URUCU, Terra Orleana.

USNEA, Lichen saxatilis.

USTILAGO, Ergot.

USTIO, Burn, Ustion.

USTION, *Ustio*, *Causis*, from *urere*, *ustum*, 'to burn.' The act of burning or of applying the actual cautery. Also the effect of cauterization;—a burn.

USTULATIO. An operation by which a substance is dried by warming.

USUALIA, Officials.

USUS, Habit.

UTER, Uterus.

UTERI ADSCENSUS, Hysteria—u. Anteversio, Hysteroloxia anterior—u. Carcinoma, Metrocarcinoma—u. Convulsivus morbus, Lorind matricis—u. Coryza, Leucorrhœa—u. Exulceratio, Hysterelcosis—u. Flexio, Hysteroloxia—u. Inclinatio, Hysteroloxia—u. Obliquitas, Hysteroloxia—u. Pronatio, Hysteroloxia anterior—u. Pruritus, Nymphomania—u. Reflexio completa, Hysteroloxia posterior—u. Retroversio, Hysteroloxia posterior—u. Rheuma, Leucorrhœa—u. Ulcus, Hysterelcosis—u. Versio incompleta, Hysteroloxia.

UTERINE, *Uteri'nus*, from *uterus*, 'the womb.' That which belongs or relates to the womb.

UTERINE ARTERY, *Arteria uteri'na hypogastrica*. Its size is always in a ratio with the greater or less state of development of the uterus. It arises from the hypogastric, either separately or with the umbilical, or from the internal pudic; passes upon the lateral parts of the vagina, to which it gives branches; and afterwards ascends on the sides of the uterus, and divides into a considerable number of very tortuous branches, which enter the tissue of the organ.

UTERINE MUSCLE OF RUYSCHE consists of some fleshy fibres at the fundus of the uterus, which he regarded as forming a particular muscle.

UTERO-GESTATION, Pregnancy.

UTEROMANIA, Nymphomania.

UTERUS, *Uter*, *Utriculus*, *Loci*, *Loci muliebres*, *Vulva*, *Venter*, *Arvum natu'ræ*, *Conceptaculum*, *Matrix*, *Ager natu'ræ*, *Hysteræ*, *Metra*, *Stera*, *An'gus*, *Delphys*, *Alvus*, *Epompha'lion*, *Gaster*, *Mater*, *Nedys*, *Postrema*, the *Womb*. (F.) *Matrice*, *Sein*. The uterus, destined to lodge the fetus from the commencement of conception till birth, is a hollow symmetrical organ, having the shape of a truncated conoid: it is situate in the pelvis, between the bladder and the rectum, above the vagina, and below the

convolutions of the small intestine. The uterus is flattened from before to behind, and is nearly an inch in thickness. It is two inches broad, at its highest part, and becomes narrower towards the vagina; terminating in a contracted portion, called the *cervix* or *neck*, to distinguish it from the rest of the organ, called the *body*. From its *fundus* or upper portion the Fallopian tubes pass off. The mouth is called *Os Uteri* or *Os Tineæ*. The cavity is very small, and its parietes are thick. The portion of the cavity corresponding with the body is triangular and flattened. Its superior angles present the extremely fine orifices of the Fallopian tubes. The cavity of the neck is slightly dilated before opening into the vagina. The uterus is composed, 1. Of a *serous membrane*. This is external, and furnished by the peritoneum; which is reflected upon the uterus from the posterior surface of the bladder and the anterior surface of the rectum. It forms, also, the *broad ligaments of the uterus*, *Ligamenta lata*, *Ala vesperitilio'nis*, *Retia Uteri*. These contain, above, the Fallopian tube; beneath and anteriorly, the round ligaments; and, behind, the ovary. They are two membranous productions or duplicatures of the peritoneum, sent from the edges of the uterus and posterior extremity of the vagina, in a transverse direction, to be fixed to, and line, the side of the pelvis. 2. Of a *mucous membrane*, which is a prolongation of that of the vagina, and extends into the tubes. 3. Of a *proper tissue*, whose thickness is considerable. It is of a close texture; is grayish and elastic; and resists the instrument that divides it. Its intimate nature is but little known. During gestation it is truly muscular. The arteries of the uterus proceed from the spermatic and hypogastric. Its veins follow the same course, and bear the same name as the arteries. They are very tortuous, and form large sinuses in the parietes of the organ,—called *Uterine Sinuses*. Its nerves proceed from the sciatic and hypogastric plexuses. Its lymphatic vessels are very multiplied; and during pregnancy acquire enormous dimensions. The changes experienced by the uterus during gestation, and after delivery, are very numerous and important to be known. They regard its situation, direction, size, shape, texture, connexions, vital properties, &c.

UTERUS, Abdomen—u. Anteversion of the, Hysteroloxia anterior.

UTERUS BIFIDUS. A double uterus. One separated into two cavities.

UTERUS DUPLEX, Dihysteria—u. Hour-glass contraction of the, *Chaton*—u. *Inclinatus*, Hysteroloxia.

UTERUS, IR'RITABLE, *Neural'gia of the Uterus*. A disease characterized by deep-seated pain in the lower part of the abdomen, and in the back and loins; generally diminished by lying down, and increased by exercise, and more severe for a few days preceding and during menstruation. On examination *per vaginam*, the uterus is found to be tender on pressure; and the cervix and body slightly swollen, but not usually indurated. It is an obstinate affection, but frequently ends of itself after years of suffering. The treatment must be,—the horizontal posture; local blood-letting to the uterus; emollients; soothing injections; narcotics, warm bath, &c. See *Hysteralgia*.

UTERUS, INVERSION OF THE, *Inver'sio Uteri*, *Metranas'trophé*, *Édopto'sis Uteri inver'sa*, (F.) *Inversion de la Matrice*, *Renversement de la Matrice*. The uterus, displaced and turned inside out. This can only happen through want of caution on the part of the medical practitioner. It is a fatal accident, unless speedily reduced. This must be done by gradually returning the superior part, by grasping it with the hand, and making the rest follow.

UTERUS OBLIQUUS, *Hysteroloxia*—u. Retroversion of the, *Hysteroloxia posterior*.

UTERUS, RUPTURE OF THE, *Metrorrhœz'is*, *Hysterorrhœz'is*, *Ruptur'a Uteri*, *Perforat'io Uteri*, *Lacerat'io of the Womb*, (F.) *Rupture de la Matrice*. This dreadful accident occurs during labour, and is known to have taken place, when the child's head suddenly recedes during a pain; with vomiting, sinking of the pulse, cold sweats, &c. When it is evident that this has occurred, the hand must be passed into the uterus, and the feet of the child be brought down.

Cases are on record, in which partial lacerations of the uterus have healed, and the patient has done well. This is a rare event, and not to be anticipated.

UTRICLE, see Semicircular canals.

UTRICULUS, see Ejaculatory Ducts, Uterus—u. Communis, see Semicircular canals—u. Lacteus, *Receptaculum chyli*.

UVA, *Uvula*, see *Vitis vinifera*—u. *Ursi*, see *Arbutus uva ursi*.

UVAE CORINTHIACÆ, see *Vitis Corinthiaca*.

UVAE PASSÆ, *Rhages*, *Dried Grapes*, *Ruisins*, see *Vitis vinifera*.

UVAE PASSÆ MAJORES, see *Vitis vinifera*—u. *Passæ minores*, see *Vitis Corinthiaca*—u. *Passæ sole siccate*, see *Vitis vinifera*.

UVATIO, *Ceratocele*, *Staphyloma*.

UVEA, from *Uva*, 'an unripe grape.' *Tu'nica acino'sa seu acinifor'mis seu uva'lis seu acinal'is seu uvifor'mis*, *Rhagoï'des*, *Tu'nica*

rhagoï'des seu uvea seu perforat'a, *Membrana uvea*, *Rhoz*, (F.) *Uvée*. Some anatomists have given this name to the choroid coat of the eye; others, to the posterior layer of the iris, on account of the black and very thick varnish that covers it.

UVEA, COMMISSURE OF THE, *Ciliary ligament*. *UVÆ*, *Uvea*.

UVEITIS; a word of hybrid formation: from *uvea*, 'the uvea,' and *itis*, denoting inflammation; properly, *Rhagoï'ditis*. Inflammation of the uvea.

UVIGENA, *Uvula*.

UVIGERA, *Uvula*.

UVULA, diminutive of *uva*, 'a grape.' *Pinaculum for'niceis guttura'lis*, *Uva*, *Staphylé*, *Tintinnabulum*, *Columella*, *Cion*, *Cionis*, *Garga'reon*, *Colum'naris*, *Gurgul'io*, *Interseptum*, *Processus seu Cartil'go Uvifer*, *Uvigena*, *Uvigena*, *Pap of the Throat*, *Himas*, *Plectrum*, *Sublingua*, *Sublinguum*, (F.) *Luette*. A fleshy appendix or prolongation, which hangs from the middle or free edge of the velum palati. The uvula has a conical shape, and is of a greater or less size in individuals. It is formed, especially, by the mucous membrane of the velum palati; and contains, within it, the azygos uvula muscle. Its use is not clear.

UVULA, see Vermiform process inferior—u. *Decidua*, *Staphylædema*—u. *Relaxata*, *Staphylædema*—u. *Vesical*, see *Urinary bladder*.

UVULAR, *Uvularis*, from *uvula*. That which belongs to the uvula.

UVULAR GLANDS, are small follicles, belonging to the mucous membrane covering the uvula.

UVULARIA, *Ruscus hypoglossum*.

UVULITIS, a word of hybrid formation, from *uvula*, and *itis*, denoting inflammation. *Angina uvularis*, *Staphylitis*, *Cionitis*, *Inflammat'io u'vulae*, (F.) *Inflammation de la Luette*, *Falling down of the Palate*. Inflammation of the uvula.

V.

VACCINA, *Vaccinia*, *Vari'ola vaccina*, *V. vaccinica*, *V. tuto'ria*, *V. tutrix*, *Exanthema vaccina*, *E. antivariolosum*, *Syn'cho vaccina*, *Vacci'ola*, *Vacci'ola vera*, *Vacci'na primig'eni* seu *vaccinato'ria* seu *antivariolo'sa*, *Vacciola scutell'ata*, *Vari'ola tuto'ria*, *Cow-pox*, *Kine Pock*, *Inoculated Cow-pox*, *Em'phlysis vaccinu'insertu*, from *vacca*, 'a cow;' (F.) *Vaccine*. The cow-pox is a disease of the cow, arising spontaneously, which, if transmitted to man by means of inoculation, may preserve him from small-pox contagion. The promulgation of this valuable property of the vaccine virus is due to Dr. Jenner. When inoculating for small-pox in Gloucestershire, in 1775, he was surprised to meet with a number of persons in the same district, on whom the insertion of the virus produced no effect; although they had never passed through the small-pox. On investigation, he found that all these persons had previously been affected by a pustular eruption of the cow, which they had taken by milking the animal; and which eruption they called *Cow-pox*. This discovery induced him to in-

stitute experiments, and he found that such preservative effect actually existed. The *Vaccine Virus*, or the fluid of the eruption, is not now usually taken immediately from the cow; experience having demonstrated, that it is nearly as efficacious when obtained from the human vesicle. The characteristic of cow-pox eruption is:—a semi-transparent, pearl-coloured vesicle, with a circular or somewhat oval base; its upper surface, until the end of the 8th day, being more elevated at the margin than in the centre; and the margin itself being turgid, shining, and rounded, so as often to extend a little over the line of the base. This vesicle is filled with clear lymph; contained in numerous little cells, that communicate with each other. After the 8th or 9th day from the insertion of the virus, it is surrounded by a bright red, circumscribed areola, which varies in its diameter, in different cases, from a quarter of an inch to two inches; and is usually attended with a considerable tumour, and hardness of the adjoining cellular membrane. This areola declines on the 11th or 12th day; the surface of

the vesicle then becomes brown in the centre; and the fluid, in the cells, gradually concretes into a hard, rounded scab or crust, of a reddish-brown colour, which at length becomes darker, contracted, and dry, but is not detached till three weeks after vaccination. It leaves a permanent, circular cicatrix, about five lines in diameter, and a little depressed; the surface being marked with very minute pits or indentations, denoting the number of cells of which the vesicle had been composed. This is the progress of the *genuine cow-pox*. At times, fever occurs about the 9th or 11th day; but, at others, not the slightest indisposition is felt. Aberrations from this progress occur, which must be attended to; as the same preservative influence is not exerted by *irregular* or *spurious cow-pox*. If the eruption runs speedily to a height, has an aureola too early, is irregular at its edges, and contains pus instead of a limpid fluid,—it cannot at all be depended upon.

Small-pox occurs, at times, as an epidemic after vaccination. For a while, the enthusiastic advocates of vaccination would not admit the affection to be small-pox; and, accordingly, they gave it the name Varioloid. It is unquestionably small-pox, but modified, and greatly divested of its terrors by previous vaccination; and it is said to happen less frequently after vaccination than after *small-pox inoculation*. Vaccination is now practised every where, except among those in whom ignorance and prejudice exclude the lights of reason and philanthropy. There is ground, however, for the belief, that for full protection revaccination may be occasionally necessary.

VACCINA ANTIVARIOLOSA, Vaccina—v. Primagena, Vaccina—v. Tutoria, Vaccina—v. Tutrix, Vaccina—v. Vaccinatoria, Vaccina.

VACCINATION, *Vaccinatio*, from *vacca*, 'a cow'; *Cow-pox inoculation*, *Jennerian inoculation*. An operation which consists in inserting the vaccine virus under the cuticle, so that it may come in contact with the absorbents. It is extremely simple, and requires merely that the point of the lancet should be held under the cuticle for a short time. The best time for taking the matter for vaccination is about the 7th or 8th day, before the appearance of the aureola, when it ought to be limpid and transparent. The most certain method is, to pass it from arm to arm; but this is not always convenient; and, hence it is taken upon *points* or pieces of quill, or between glasses. It must, of course, be softened for use. This is done by means of a little water, which does not destroy its efficiency. The scab, too, which falls off about the end of three weeks—sooner or later—is capable of communicating the affection, if dissolved in water; and this is the most common method of transmitting the vaccine virus in some countries.

VACCINE, Vaccina.

VACCINELLA. A term employed by some to designate spurious cow-pox.—*Vaccin'ois*, *Vaccin'ola spuria* seu *lepro'sa*.

VACCINIA, Vaccina—v. Palustris, Vaccinium oxycoccos.

VACCINIUM MYRTILLUS. The *Myrtle Berry*, *Vaccin'iu myrtill'us*, *Bilberry*, *Blea-berry*, *Whortle-berry*, *Black Whorts*, *Vaccin'ium nigrum*, (F.) *Airelle Anguleuse*, *Raisin de Bois*. Family, Vaccinæ. *Sex. Syst.* Octandria Mo-

nogynia. The berries—*Bacca Myrtillo'rum*—are esteemed to be antiscorbutic, when prepared with vinegar. They are also said to possess antiseptic and subastringent properties when dried. They are not used in medicine; but are frequently eaten with milk and sugar.

VACCINIUM NIGRUM, V. myrtillus.

VACCINIUM OXYCOCOS, *Oxycoccos*, *Vaccinia palustris*, *Vitis Ida'ea pulustris*, *Moorberry*, *Cranberry*, *Mossberry*, *Swamp Redberry*, *Sourberry*, (F.) *Canneberge*. The berries are pleasantly acid and cooling. They make an agreeable preserve.

VACCINIUM VITIS IDÆA, *Red Bilberry*, *Am-pelos Ida'ea*, *Whortleberry*, *Cowberry*, (F.) *Airelle* ou *Canneberge punctuée*. A decoction of the leaves has been used in calculous affections. They are astringent. The ripe berries are pleasantly acid, and refrigerant. *Whortleberries* are furnished by different species of Vaccinium.

VACCINOIS, Vaccinella.

VACCIOLA, Vaccina—v. Leprosa, Vaccinella—v. Scutellata, Vaccina—v. Spuria, Vaccinella—v. Vera, Vaccina.

VACILLATIO, *Titubatio*, from *vacillare*, 'to waver.' Staggering; waddling—*claudicatio anatica*.

VACILLATIO DENTUM, Odontoseisis.

VAGIN, Vagina.

VAGINA, 'a sheath.' *Vagin'a mulie'bris* seu *uteri'na* seu *Uteri seu Peris*, *Sinus mulie'bris* seu *Pudo'ris* seu *Puden'di*, *Col'eus*, *Peris*, *Perin*, *Colpos*, *Vulvo-uterine canal*, (F.) *Vagin*. A cylindrical canal, five or six inches long; situate within the pelvis, between the bladder and rectum. It communicates by one extremity, *Aulos*, with the vulva; by the other, with the womb, the neck of which it embraces. The vagina is lined, internally, by a mucous membrane; and is partly closed, in young females, by the hymen, and carunculae myrtiformes.—Around the mucous membrane is a layer of spongy, erectile tissue; and a cellulo-vascular membrane. A constrictor muscle; numerous vessels furnished by the vaginal artery, particularly; veins and nerves, proceeding from the sciatic plexus, also, enter into the composition of the organ.

The term Vagina or Sheath, *Theca*, is extended to many parts, which serve as envelopes to others.

Sheath, (F.) *Gaine*, is sometimes applied to the fascia enveloping the limbs; to cellular membrane, enveloping the muscles, and entering between their fibres; to that which surrounds the blood-vessels; to the synovial membranes surrounding tendons, and lining the gutters of bones, &c.

VAGINA CORDIS, Pericardium—v. Femoris, Fascia lata aponeurosis—v. Funiculi Umbilicalis, see Funiculus umbilicalis—v. Glissonii, Capsule of Glisson—v. Malleolaris externa, Retinaculum tendinum perinæorum—v. Muliebris, Vagina—v. Nervorum, Neurilemma—v. Penis, Vagina—v. Portæ, Capsule of Glisson—v. Uterina, Vagina.

VAGINA OF THE VENA PORTA, *Sheath of the Vena Porta*, (F.) *Gaine de la Veine-porte*, is the cellular membrane that accompanies the divisions of the vena porta into the substance of the liver; the capsule of Glisson.

VAGINAL, *Vagina'lis*, from *vagina*, 'a sheath.'

VAGINAL ARTERY. This exists, as a matter of course, only in the female. It arises from the hypogastric or from the uterine, vesical, internal pudic, umbilical, &c., and sends its branches, first to the lateral parts of the vagina, and afterwards to the anterior and posterior surfaces.

VAGINAL COAT OF THE EYE, *Tunica Vaginalis Oculi, Submuscular Fascia*, is a membranous coat, which separates the eye-ball from the other structures in the orbit, and forms a smooth hollow surface, by which the motions of the eye are facilitated.

VAGINAL COAT OF THE TESTICLE, *Tunica Vaginalis, T. Elytroïdes vel Elytrodes*, is the serous membrane which envelops the testicles. Before the descent of the testicle, the tunica vaginalis does not exist. It is formed by a prolongation, furnished by the peritoneum to the testicle when it issues from the abdomen, which subsequently contracts; and, ultimately, is entirely separated from it, constituting a distinct coat. The tunica vaginalis forms a close sac, which is reflected over the testicle and epididymis, without containing them in its cavity. Its inner surface is smooth, and lubricated by a serous fluid. Its outer surface adheres to the fibrous coat, common to the spermatic cord and testicle. This reflected portion is the *Tunica vaginalis testis*.

VAGINAL PROCESS OF THE TEMPORAL BONE, (F.) *Apophyse vaginale ou enclavante, Gaine de l'apophyse styloïde, Chaton*, is a bony crista, which embraces the base of the styloid process.

VAGINITIS, Leucorrhœa (vaginal.)

VAGISSEMENT, Cry, Vagitus.

VAGITUS, (F.) *Vagissement.* The cry of the new-born child. *Squalling.*

VAGITUS UTERINUS. The cry of the child in utero.

VAGUS NERVUS, Pneumogastric.

VAIRON (F.), *Dispar oculis.* One who has eyes of different colours. It also means a wall-eyed animal, or one whose iris is surrounded by a whitish circle.

VAISSEAU, Vessel—*v. Sanguin,* Blood-vessel.

VAISSEAUX CAPILLAIRES, Capillary vessels—*v. Chylifères,* Chyliferous vessels—*v. Lactés,* Chyliferous vessels—*v. Lactifères,* Lactiferous vessels—*v. Umbilicauz,* Umbilical vessels.

VALANIDA, *Fagus sylvatica.*

VALERIAN, AMERICAN, *Cypripedium luteum*—*v. Garden, Valeriana phu*—*v. Officinal, Valeriana*—*v. Wild, Valeriana.*

VALERIANA, V. officinalis, Wild Valerian, Valeriana minor, Officinal Valerian. Family, Dipsacæ. *See Syst. Triandria Monogynia.* The root, *Valeriana*, (Ph. U. S.) has been long extolled as an efficacious remedy in epilepsy, and in a variety of nervous complaints. It has been also advised as a tonic, antispasmodic, and emmenagogue. It has a strong, fetid odour; bitterish, subacid, and warm taste; and its virtues are extracted by water and alcohol.

VALERIANA CELTICA, Celtic Nard, Spica Celtica, S. Alpina, Nardus Celtica, Salunca, Nardum Gallicum, Spica Celtica Dioscoridis, (F.) *Nard Celtique.* The roots of this Alpine plant have been recommended as a stomachic, carminative and diuretic. It has a moderately strong smell, and a warm, bitterish, subacid taste.

VALERIANA DENTA'TA, V. locusta, Corn Salad. A wholesome, succulent plant, cultivated in Europe as a salad. It is antiscorbutic and gently aperient.

VALERIANA MAJOR, V. phu—*v. Locusta, V. dentata*—*v. Minor, Valeriana*—*v. Officinalis, Valeriana.*

VALERIANA PHU, V. major, Garden Valerian, (F.) *Grand Valériane.* The root has been recommended in rheumatism; especially in sciatica, and in epilepsy, &c.

VALERIANA GRAND, Valeriana phu.

VALET À PATIN (F.), *Volsella Patini.* The common ligature forceps is a modification of this instrument invented by one Patin. It consists of two branches, united at the middle by a hinge, which may be separated or approximated by means of a screw or running ring. It is used for seizing hold of vessels that are to be tied.

VALETUDINARIUM, Hospital.

VALETUDINARIUS, Sickly, Valetudinary.

VALETUDINARY, Valetudinarian, Valetudinarius, Invalidus, from *valetudo*, 'health.'—One of delicate health. One subject to frequent diseases. An *Invalid.*

VALETUDO, Sanitas—*v. Adversa, Disease*—*v. Bona, Sanitas*—*v. Commoda, Sanitas*—*v. Secunda, Sanitas.*

VALGUS, see *Kylosis.*

VALIGA, Tinctura jalapii.

VALITUDO, Sanitas.

VALLECUA, Valley.

VALLEY, Vallecula, (F.) *Grand Scissure Médiane du Cervelet.* The deep fissure on the inferior part of the cerebellum, which divides it into two symmetrical portions.

VALLUM. The eyebrow or supercilium. Also, a species of bandage.—*Galen.*

VALS, MINERAL WATERS OF. A French acidulous chalybeate at Vals, six leagues from Viviers, in the department of Ardèche. There are five springs, containing carbonic acid, sulphate of iron, and alum. They are employed in passive hemorrhages, leucorrhœa, &c.

VALVE, Val'vula, Dielis, (F.) *Valvule,* from *volvō*, 'folding-doors,' itself from *volvo*, 'I fold up.' A small door. Any membrane or duplication of a membrane, which prevents a reflux of humours or other matters in the vessels and canals of the animal body. There are some valves, whose functions appear to be,—to retard or to modify the course of substances along canals, &c. See *mitral, sigmoid, tricuspid, ileo-cæcal valve,* &c.

VALVE OF FALLOPIUS, Bauhin, valve of—*v. Ileocæcal, Bauhin, valve of*—*v. Ileo-colic, Bauhin, valve of*—*v. of Tulpius, Bauhin, valve of*—*v. of Varolius, Bauhin, valve of.*

VALVES, SEMILUNAR, Sigmoid valves.

VALVULA, Valve—*v. Cæci, Bauhin, valve of*—*v. Cerebelli, Valvula Vieussenii*—*v. Coli, Bauhin, valve of*—*v. Foraminis ovalis, Ovalis fossa*—*v. Guiffartiana, see Thebesius, veins of*—*v. Ilei, Bauhin, valve of.*

VALVULA SEMILUNARIS, Plica Semilunaris, Membrana semilunaris conjunctiva, Plicula nana'ta. A small doubling of the tunica conjunctiva, which lies between the caruncula lacrymalis and the ball of the eye. In birds, this is large, and called *Membrana nictitans vel Palpebra terttia.*

VALVULA THEBESII, see *Thebesius, veins of*—*v. Vaginæ, Hymen*—*v. Venæ magnæ, see Thebesius, valve of.*

VALVULA VIEUSSENI, *Velum Vieussenii*, *Valvula cerebelli* seu *Willisiana*, *Velum interjectum cerebelli*, *V. apophysi vermiformi obtentum*, *Lacunar ventriculi quarti superior*, *Velum medullarè seu medullarè anticum*, (F.) *Valvule de Vieussens*, *Voile médullaire supérieure*. A thin, medullary lamina, over the under end of the Aquæductus Sylvii, and upper part of the 4th ventricle. At the sides of the valves are two medullary tracts, called *Processus ad Testes*, *Columæ Valvule Vieussenii*, or *Obliquæ intercerëbral Com'missuræ*.

VALVULA WILLISIANA, *Valvula Vieussenii*.

VALVULÆ BICUSPIDALES, Mitral valves.

VALVULÆ CONNIVENTES. Numerous circular folds in the intestinal canal from the pyloric orifice through the greater part of the small intestine. They are folds of the mucous membrane; and their chief use appears to be,—to retard the course of the alimentary mass, and to afford a larger surface for the origin of chyloferous vessels.

VALVULÆ CORDIS, *Ostiola cordis*—*v. Cordis mitrales*, Mitral valves—*v. Episcopales*, Mitral valves—*v. Triglochinæ*, *Tricuspid valves*—*v. Trisulcæ*, *Tricuspid valves*.

VALVULÆ, Valve—*v. d'Eustachè*, Eustachian valve—*v. de Pyloro*, see *Pylorus*—*v. de Vieussens*, *Valvula Vieussenii*.

VALVULÆ SIGMOIDES ou **SEMILUNAIRES**, Sigmoid valves.

VANELLOE, Vanilla.

VANILLA, *Banilia*, *Banilas*, *Banilloès*, *Banilla*, *Benzoënil*, *Aracus aromaticus*, (F.) *Vanille*, *Baume de Vanille*. The *Vanelloe* is a long, flattish pod; containing, under a wrinkled, brittle shell, a reddish-brown pulp, with small, shining, black seeds. The parasitic plant which affords this pod is the *Epidendrum Vanilla*, *Vanilla aromatica*. Family, Orchidææ. *Sex. Syst.* Gynandria Diandria. *Vanelloes* have an unctuous, aromatic taste, and a fragrant smell, like that of some of the finer balsams, heightened with musk. Although chiefly used as perfumes, they are reputed to possess aphrodisiac virtues.

VANILLA AROMATICA, see *Vanilla*,

VAPEURS, Hypochondriasis, Hysteria.

VAPORARIUM, *Atmisterion*, *Laconicum*, *Pyrria*, *Pyriaterium*, *Sudarium*, *Sudaterium*; a *Vapour bath*. A useful remedy in rheumatic and cutaneous affections; and wherever it is important to relax the cutaneous capillaries. In the *Russian Vapour Bath*, the vapour is produced by throwing water over hot stones. Its temperature is from 122° to 145°.

VAPORARIUM, Hypocaustum, see *Stove*.

VAPORATIO, Evaporation.

VAPORES UTERINI, Hysteria.

VAPOUR BATH, Vaporarium.

VAPOURS, Hypochondriasis, Hysteria.

VARA, *Barre*.

VAREC, Kelp—*v. Vesiculeæ*, *Fucus vesiculosus*.

VARENI, *Ambulo-flatulentus*, Gout (wandering.)

VARICE, *Varix*.

VARICELLA, (diminutive of *Variola*, Small-Pox,) *Emphlysis varicella*, *Exanthe'ma varicella*, *Syn'ochus varicella*, *Chicken pox*, *Variola lymphatica*, *V. spu'ria*, *V. sylvæstris*, *Variolæ nobis*, *V. illegitima*, *Pseudo-variolæ*, *V. volat'ica*, *V. pucella*, *Æol'ion*, *Æol'ium*, (F.) *Varicelle*, *Petite vérole volante*, *Vérolette*. A disease characterized by vesicles scattered over the

body, which are glabrous, transparent, and about the size of peas. They appear in successive crops; are covered by a thin pellicle; and, about the 3d, 4th, or 5th day from their appearance, burst at the top, and concreate into small, puckered scabs, which rarely leave a pit in the skin. Three varieties have, sometimes, been designated. 1. The *V. lentiformes*, or *lenticular chicken pox*, which are irregularly circular, and flattened on the top; the fluid being at first whitish, and afterwards straw-coloured. This is the common chicken pox. 2. The *Varicella coniformis*, *Conoid'al-Chicken Pox*, *Pemphigus variolodes*, *Variola lymphatica*, *Hydrach'nis*, *Swine pox*, *Water Pox*, *Water Jags*, in which the vesicles are generally acuminated, and the fluid pellucid throughout; and 3dly, the *Varicella globularis* or *Hives*, in which the vesicles are globular and larger; the fluid being, at first, whey-coloured, and afterwards yellowish. These divisions are, however, very arbitrary, for they are generally confounded.

Variola has been, sometimes, mistaken for this disease, and conversely. A little attention to the history of the eruption in the two affections will prevent error. *Varicella* is not contagious. At times, it prevails epidemically. It cannot be propagated by inoculation. The treatment is extremely simple; rest, abstinence, and the antiphlogistic regimen, being all that is generally required.

VARICELLA VARIOLOÏDEA, *Varioloid*.

VARICIFORMES PARASTATÆ. A name given, by some authors, to the ducts of the epididymis, because they seem knotty and varicose.

VARICOBLEPHARON, from *Varix*, and *βλεφαρον*, 'eyelid.' A varicose tumour of the eyelid.

VARICOCELE, from *varix*, and *κνήη*, 'a tumour;' *Oscheocèle varico'sa*, *Hernia varico'sa*, *Rameæ varico'sus*, *Spermatocele*, *Cirsocele*. A varicose dilatation of the veins of the scrotum and spermatic cord. This latter variety of the disease is more common on the left side than the right. It appears under the form of a soft, doughy, unequal, knotty, compressible, and indolent tumour, situate in the course of the cord, and increasing from below upwards. It is less, when the individual is in the recumbent posture, and increases when he is erect. It is, ordinarily, an affection of no moment, and is very common, requiring merely the use of a proper suspensory bandage. It has been advised, in bad cases, to tie the enlarged vein, but the operation is not free from danger induced by phlebitis. Sir A. Cooper has proposed the removal of a portion of the scrotum, so as to render the remainder of the scrotum a natural bandage. This plan has been found effectual.

VARICOMPHALUS, from *varix* and *μφαλος*, 'the umbilicus.' Varicose tumour of the umbilicus; *cirsomphalus*.

VARICOSE, *Varico'sus*, (F.) *Variqueux*. Affected with varix; or belonging to, or connected with, varix;—as a *varicosè vein*, a *varicose ulcer*, that is, one kept by varices.

VARICOSITAS CONJUNCTIVÆ, *Cirsophthalmia*.

VARICULA, *Varix parva*. A diminutive of *varix*. Also, a varicose swelling of the veins of the tunica conjunctiva.—M. A. Severinus.

VARIOLA, *Variola*, *V. vera*, *Varioli*, *Small-*

Poz, Empyësis Variola, Euphlog'ia, Chaspë, Bolecthyrax, Poz (N. of England), *Pestis variolosa, Febris variolosa*; from *varius*, 'spotted,' or from *vari*, 'pimples;' (F.) *Variolæ, Petite Vérole, Picote*. A disease now of somewhat less interest than before the discovery of vaccination. It is of a very contagious nature, and is supposed to have been introduced into Europe from Asia, at an early period of the middle ages. It is characterized by fever, with pustules, appearing from the 3d to the 5th day, and suppurating from the 8th to the 10th, and it possesses all the distinctive properties of the major exanthemata. It is capable of being produced by inoculation, but this *inoculated small-pox*—*Variola inserta*—communicates the disease as readily through the air as the *natural small-pox* or that received without inoculation.

Small-pox is distinguished into two classes, according to the character of the eruption, the *discrete* or *distinct*, and the *confluent*. 1. In *VARIOLA DISCRETA, Empyësis variola discreta, Variola discreta benigna, Variolæ regulares seu discretæ, Distinct Small-pox*, the pustules are usually of the size of peas; distinct, distended, and circular; the intervening spaces being red; the fever inflammatory throughout; and ceasing when the eruption is complete. 2. In *VARIOLA CONFLUENS, Empyësis variola confluens, Variolæ regulares confluentes, Vesic'ulæ Divæ Barbaræ, Vésicules de Sainte-Barbe, or Confluent Small-Pox*, the pustules are confluent or run together; flaccid and irregularly circumscribed; the intervening spaces being pale, and the accompanying fever typhoid. In children, diarrhœa, and, in adults, typhalism, with swelling of the hands and feet, generally appear towards the period of the *secondary fever*, which occurs from the tenth to the thirteenth day. The fever that precedes and accompanies the eruption is called the *Eruptive fever*. The prognosis is favourable in the distinct kind, if properly managed. The confluent is always dangerous,—the unfavourable symptoms being—flattening of the pustules, or subsidence of the eruption; the breathing becoming much obstructed or oppressed; or marks of inflammatory and congestive affections occurring in the different viscera. The treatment of the distinct kind is very simple: the antiphlogistic regimen, with cathartics, being all that is necessary. The confluent kind requires the same management as typhus fever.

When the pimples are confluent in patches, the patches being, however, separated by intervals of unaffected skin; it constitutes the clustered, coherent or corymbose variety—*Variola corymbo'sa*.

VARIOLA AMBOINENSIS, Frambœsia—v. *Corymbosa*, see *Variola*—v. *Inserta, Variola* (by inoculation)—v. *Lymphatica, Varicella*—v. *Mitigata, Varioloid*.

VARIOLA sine VARIOLIS, Variolous Fever. These terms are applied to cases occasionally observed during the prevalence of variola, in which the constitutional phenomena are present without the cutaneous eruption.

VARIOLA SPURIA, Varicella—v. *Vaccina, Vaccina*—v. *Vaccinatorum, Varioloid*.

VARIOLÆ, Variola—v. *Illegitimæ, Varicella*—v. *Modificatæ, Varioloid*—v. *Nothæ, Varicella*—v. *Pucillæ, Varicella*—v. *Sylvestris, Varicella*—v. *Tutoriæ, Vaccina*—v. *Veræ, Variola*—v. *Volaticæ, Varicella*.

VARIOLATION, Inoculation, (Small-pox.) VARIOLÆ, Variola.

VARIOLI, Variola.

VARIOLOID, Variolois, Variolot'des, Variolæ modificata, V. mitigata, V. vaccinatorum, Varicell'is, Varioloidea, from *variola*, small-pox, and *oides*, 'form,'—resembling small-pox. This is, really, small-pox, modified by previous inoculation or vaccination; and hence it has been properly called *modified small-pox*. That it is small-pox is proved by the fact, that matter, taken from a varioloid pustule, will communicate small-pox to one who has never had it naturally or by inoculation, or who has never been vaccinated. It is, almost always, a milder disease than small-pox; and this circumstance, with its shorter duration, exhibits the salutary effects of previous vaccination or inoculation. It has appeared epidemically.

VARIOLOIS, Varioloid.

VARIQUEUX, Varicose.

VARIX, Phlebeurys'ma, Phlebet'asis, Her'nia seu Ectasia venarum, Angiectasia venosa, Ix'ia, Cirsus, Cedma, Varicose Vein, (F.) *Varice*, is considered, by some, to come from the verb *variare*, 'to turn,' 'to twist,'—on account of the sinuosities of varicose veins. Dilatation of a vein. Varices are owing to local retardation of the venous circulation; and in some cases, to relaxation of the parietes of the veins. They are very common in the superficial veins of the lower limbs, especially of pregnant females. The tumour or tumours, formed by varices, are soft, knotty, unequal, indolent, and livid; without pulsation, and yielding readily to the impression of the finger; but returning as soon as the compression is discontinued. Sometimes, the vein bursts and gives rise to hemorrhage. The treatment is usually palliative, and consists in exerting a uniform and constant pressure upon the part, by means of an appropriate bandage. The radical cure has, also, been obtained by extirpation, division of the vein, or ligature. The second course is apt to be followed by phlebitis.

VAROLI, BRIDGE OF, Pons Varolii.

VARUS, Acne, Ionthus, see *Kyllosis*—v. *Mentagra, Sycosis*.

VAS, Vessel, Penis—v. *Deferens mulieris, Tuba Fallopiana*—v. *Urinarium, Ureter*.

VASA ABSORBENTIA, Absorbent vessels—v. *Capillaria, Capillary vessels*—v. *Exhalantia, Exhalant vessels*—v. *Hydragoga, Lymphatic vessels*—v. *Lactæa, Chyliferous vessels; Lactiferous vessels*—v. *Meningea, Meningeal vessels*—v. *Sedalia, Hæmorrhoidal vessels*—v. *Lymphatica, Lymphatic vessels*—v. *Nutritia, Vasa vasorum*—v. *Resorbentia, Absorbent vessels, Lymphatic vessels*.

VASA VASORUM, V. nutritia. Small vessels that supply larger. However minutely we trace a vessel, we always find its parietes supplied with blood for its nutrition by a smaller vessel.

VASA VORTICOSA, (F.) Tourbillon vasculaire. The contorted vessels which creep on the choroid coat of the eye; ciliary veins.

VASCULAR, Vascularis, Vasculo'sus, Ang'eol, from *vas*, 'a vessel.' That which belongs or relates to vessels;—arterial, venous, or lymphatic; but generally restricted to blood-vessels only. Bichat gave the name *Vascular system* to the blood-vessels, and of this he made two divisions. 1. *The Arterial system*, or

System of red blood, (F.) Système vasculaire à sang rouge, which commences with the radicles of the pulmonary veins; and includes the pulmonary veins, the left cavities of the heart and the aorta, with all its ramifications. The blood, in this system, is distributed to the general capillary system, where it loses its arterial quality and becomes venous. 2. The *Venous system* or *Vascular system of black blood, (F.) Système vasculaire à sang noir*, carries the blood from every part of the system to the lungs. It takes its origin in the general capillary system; continues in the veins, right auricle, and ventricle of the heart and the pulmonary artery and its branches, and is finally lost in the capillary system of the lungs. See Circulation.

VASCULAR RADICALS, Radical vessels—v. System, intermediate, Capillary system—v. System, peripheral, Capillary system—v. Tumour, see Hæmorrhoids.

VASCULUM, Penis, Vessel.

VASCULUM ABER'ANS, *Appendix to the Epididymis*: A small convoluted duct, of variable length, generally connected with the duct of the epididymis, immediately before the commencement of the vas deferens.

VASE À SAIGNER, Cup.

VASTUS. That which is *vast* or has a great extent.

VASTUS EXTERNUS and **VASTUS INTERNUS** are two considerable, fleshy masses, which form part of the Triceps cruris.

VASUM, Vessel.

VATERIA INDICA, see Copal.

VATICINIUM CHIROMANTICUM, Chiromancy.

VAULT, (old F. *Voulte*), 'a round or turn; from *volvere*, *volutum*, 'to turn; *Fornix*, *Camera*, (F.) *Voûte*. A name given by anatomists to several parts which are rounded superiorly; concave and arched inferiorly,—as the *Vault of the cranium*, or the upper part of the skull,—the *Palatine vault* or *roof of the mouth*, &c., &c.

VAUQUELINE, Strychoina.

VECORDIA, Idiostism.

VECTIS, Lever—v. Elevatorius, Elevator—v. Triploides, Elevator, triploid.

VEGETATIF, Vegetative.

VEGETATION, *Vegetatio*, 'growing like a plant,' from *vigo*, 'I flourish.' A morbid part, which rises as an excrescence in syphilis, &c.—as the *Cauliflower excrescence*, &c. The term is also applied to the fleshy granulations or *Hypersarcoses*, which sometimes arise at the surfaces of wounds or ulcers.

VEGETATIVE, *Vegetativus*, (F.) *Végétatif*, same etymon as the last. Having relation to growth or nutrition; hence, the *vegetative* or nutritive functions.

VEGETATIVUS, Vegetative.

VEHICLE, *Vehiculum*, *Oche'ma*, *Constitutuens*, (F.) *Véhicule*, from *vehere*, 'to carry.' Any thing which serves to carry; thus air is the *vehicle* of sound; the arteries are the *vehicles* of the blood, &c. In *Pharmacy*, the name *vehicle* is given to any excipient; or to substances which serve as the media of administration for any medicine.

VEHICULE, Vehicle.

VEIN, *Vena*, diminutive *ven'ula*, *Phleps*, *Phleps*, (F.) *Veine*. The veins are vessels for the conveyance of black blood from every part of the body to the heart. They are found wherever

there are arteries, and, altogether, form the *venous system*, which may be subdivided into two distinct secondary systems. 1. The *General venous system*, which commences in all the organs, by very minute radicles; and terminates in the heart by the vena cava and the coronary vein. 2. The *Abdominal venous system*, which is limited to the abdominal cavity; commences, also, by a great number of branches, and terminates in the liver by a single trunk, which subdivides in that organ. It is called, also, the *System of the Vena Porta*, or the *Portal System*. See Porta. The veins form two sets, one *deep-seated*, *Vena satel'ites*, *V. con-com'ites*, which accompany the arteries; the other *superficial* or *subcutaneous*. Their parietes, which are thinner than those of the arteries, are composed of two coats; the one, external, loose, extensible, and with parallel, longitudinal fibres—the *proper membrane*; the other, the *common* or *inner membrane*, which is thin, polished, and has numerous duplicatures or folds forming parabolic valves. These valves are most numerous in the veins of the lower extremities. The coats of the veins are supplied with small arteries or *vasa vasorum*, veins, and lymphatics. They have not as many nervous filaments as the arteries. These filaments are from the great sympathetic.

TABLE OF THE VEINS.

		I. VEINS WHICH FORM THE SUPERIOR VENA CAVA.			
1. Axillary which	Receive the	1. Basilic, formed of the	1. Posterior ulnar.		
		2. Cephalic, forming the	2. Anterior ulnar.		
		3. Circumflex veins.	3. Median basilic.		
		4. Inferior scapular.	1. Superficial radial.		
		5. Long thoracic.	2. Median cephalic.		
		6. Superior thoracic.			
		7. Acromial veins.			
2. External Jugular.	Receive the	1. Internal maxillary, composed of the	1. Pterygoid.		
		2. Superficial Temporal, composed of the	2. Spheno-palatine.		
		3. Posterior Auricular. The trunk then takes the name of <i>External Jugular</i> , and, in its course along the neck, receives—	3. Alveolar.		
		4. Cervical Cutaneous.	4. Infra-orbilar.		
		5. Trachelo-scapular, &c.	5. Mental.		
1. Subclavian.	Receive	1. Superior Cerebral Veins.	6. Inferior dental.		
		2. Veins of the Corpus Striatum.	7. Deep temporal.		
		3. Veins of the Choroid plexus.	1. Middle temporal.		
		4. Superior Cerebellar Veins.	2. Anterior auriculars.		
		5. Inferior Cerebellar Veins.	3. Transverse of the face.		
		6. Lateral and inferior Cerebral Veins.			
		3. Internal Jugular.	composed of the	7. Ophthalmic Vein,	1. Lachrymal.
				8. Facial Vein, called angular, near the eye, receiving the	2. Central of the retina.
					3. Infra-orbilar.
					4. Ciliary.
					5. Ethmoidal.
					6. Palpebral, and
	7. Nasal Veins.				
	1. Palpebral, and				
	2. Superciliary Veins.				
	3. Dorsals of the nose.				
	4. Superior { Corona				
	5. Inferior { ries of the Hp.				
	6. Several Buccal and				
	7. Masseteric Veins.				
	8. Rarine,				
	9. Submental, and				
	10. Inferior Palatine.				
	9. Lingual and Pharyngeal Veins.				
	10. Superior thyroid.				
	11. Occipital, and				
	12. Veins of the Diplôc.				

- 2. Right Internal Mammary vein.
- 3. Inferior Thyroid Vein, opening into the Vena Cava, between the two Subclavians.

4. Vena Azygos, which receives the { 1. Right Bronchial.
2. Intercostal Veins.
3. Semi-azygos.

2. VEINS, WHICH FORM THE INFERIOR VENA CAVA.

- | | | | | | |
|--|------------------------------------|--|--|---|---|
| 1. Common Iliacs. | Receive the Iliacs, formed by the— | 1. Femoral or Crural, which is a continuation of the | 1. External Saphena, and 2. Internal Saphena, which receive— | 1. Several abdominal veins.
2. Circumflex Iliac, and
3. External pudic veins. | |
| | | 2. Popliteal, commencing by 3 veins which accompany the fibular arteries, and receiving the— | | | |
| | | 1. Vesical Veins, commencing with the | | | 1. Dorsal veins of the penis of the male.
2. Veins of the clitoris, in the female. |
| | | 2. Sacro-lateral Veins. | | | |
| | | 2. Internal Iliacs which receive the— | | | 1. Abdominal branch.
2. Dorsal branch. |
| | | 3. Middle Sacral Vein. | | | |
| | | 4. Lumbar Veins—four in number on each side, commencing by an— | | | 1. Spermatic plexus in the male.
2. Ovarium, Fallopian tube, &c. in the female. |
| | | 5. Spermatic Veins, commencing with the | | | |
| | | 6. Renal Veins. | | | Hepatic Veins. |
| | | 7. Capsular and Adipose Veins. | | | |
| | | 8. Hepatic Veins. | | | |
| | | 9. Middle, | | | |
| 10. Left, and | | | | | |
| 11. Right | | | | | |
| 12. Inferior Diaphragmatic Veins, two in number. | | | | | |

3. VEINS OF THE HEART.

- 1. Great right Coronary.
- 2. Small right Coronary.
- 3. Left Coronary Veins.

4. VEINS WHICH FORM THE VENA PORTÆ.

- | | | |
|------------------|---|--|
| 1. Splenic Vein. | { | 1. Veins which correspond to the vasa heparia. |
| | | 2. Right and left gastro-epiploic. |
| | | 3. Duodenal, and |
| | | 4. Pancreatic veins. |
| | | 5. Coronary Vein of the Stomach, and 6. Small mesenteric vein. |
2. Superior Mesenteric Vein.

VEIN, BRONCHIAL, LEFT, see Azygos—v. Demi-azygos, see Azygos—v. Frontal, see Facial vein—v. Semi-azygos, see Azygos, (vena)—v. Superior intercostal, left, see Azygos—v. Tibio-malleolar, Saphena, great—v. Palato-labial, Facial vein—v. Peroneo-malleolar, Saphena minor—v. Varicose, Varix.

VEINE, Vein—v. Cave, Cava vena—v. Céphalique, Jugular vein, internal—v. Céphalique du pouce, Cephalic vein of the thumb—v. Cubitale cutanée, Basilic vein—v. Fessière, Gluteal vein—v. de Médine, Dracunculus—v. Porte, Porta vena—v. Prélombo-thoracique, Azygos, (vena)—v. Préparate, Cephalic vein—v. Radiale cutanée, Cephalic vein—v. Sans paire, Azygos vein—v. Trachélo-sous-cutanée, Jugular vein, external.

VEINES ARTÉRIELLES, Arterial veins—v. Ciliaires, Ciliary veins—v. Sous-clavières, Subclavian veins—v. Sus-hépatiques, Hepatic veins.

VEINS, CORONARY, Cardiac veins—v. Intra-lobular, Hepatic veins—v. Supra-hepatic, Hepatic veins.

VEINSTONE, Phlebolite.

VELAMEN NATIVUM, Integument.

VELAMENTA BOMBYCINA, Villous membranes—v. Cerebralia, Meninges—v. Infantis, Membranes of the fœtus.

VELAMENTUM ABDOMINALE, Peritonæum—v. Corporis commune, Integument—v. Nativum, Integument.

VELAR, Erysimum.

VELOSYNTHESIS, Staphylorrhaphy.

VELUM, Velum pendulum palati—v. Apophys vermiform obtentum, Valvula Viuessenii—v. Interjectum cerebelli, Valvula Viuessenii—v. Medullare anticum, Valvula Viuessenii.

VELUM MEDULLA'RÈ INFERIUS, (F.) *Voile médullaire inférieure*. A name given, by Reil, to the medullary band or strip, by which the cerebellum communicates with the medulla.

VELUM PALATI, Velum pendulum palati—v. Palatinum, Velum pendulum palati.

VELUM PENDULUM PALATI, 'Pendulous veil of the palate.' *Velum, Velum Palati'num, Velum Palati, Velum Pendulum, Velum Staphylinum, Palatum pendulum, Pendulum palati, Clarstrum Palati, Soft Palate, Palatum Mollè, (F.) Septum Staphylin (Ch.), Voile du Palais*. A moveable, soft, and broad septum, attached to the posterior extremity of the palatine arch, and separating the mouth from the pharynx. Its form is nearly quadrilateral. Its anterior surface corresponds to the mouth; the posterior to the pharynx. Its superior edge is fixed to the palatine arch; the inferior is free, floating, and has an appendix at its middle—the uvula. The lateral margins of the velum are held down by two folds, separated from each other by a triangular space; these are called the pillars; the anterior passes to the base of the tongue, the posterior to the sides of the pharynx. The velum palati is formed of a mucous coat, which contains numerous follicles, and of a muscular stratum, in which are the peristaphylini interni and p. externi muscles, the glosso-staphylini, the pharyngo-staphylini and the palato-staphylini. The arteries of the velum palati are furnished by the internal maxillary, the labial and the superior pharyngeal. Its veins open into the internal jugular. Its nerves are sent off from the ganglion of Meckel, and come from the palatine branches. The glosso-pharyngeal nerve, likewise, sends it some filaments.

VELUM STAPHYLINUM, Velum pendulum palati—v. Viuessenii, Valvula Viuessenii.

VELVET LEAF, Pareira.

VENA, Vein, Penis—v. Alba renum, Ureter—v. Alba thoracis, Thoracic duct—v. Apoplectica, Jugular vein, internal—v. Arteriosa, Porta vena, Pulmonary artery—v. Capitis, Cephalic vein—v. Cava, Cava venâ—v. Cubiti interior, Basilic vein—v. Demiazgyos, see Azygos—v. Falcis cerebri, Sinus longitudinal inferior—v. Hemiazgya, see Azygos—v. Lactea, Porta vena—v. Magna, Porta vena—v. Medina Arabum, Dracunculus—v. Ostiaria, Porta vena—v. Paricarenis, Azygos, (vena)—v. ad Portas, Porta vena—v. quæ ad Portas est, Porta vena—v. Ramalis, Porta vena—v. sine Pari, Azygos, (vena)—v. Stelechiasa, Porta vena—v. Subalaris, Vena axillaris.

VENÆ APOPLECTICÆ, Jugular veins—v. Cavæ hepatis, Hepatic veins—v. Concomites, see Vein—v. Galeni, Choroid, (veins)—v. Innominatæ, see Innominatum—v. Lactææ, Chyliferous vessels—v. Lymphaticæ, Lymphatic vessels—v. Micantes, (arteries,) see Artery—v. Pulsatiles, (arteries,) see Artery—v. Satellites, see Vein—v. Soporales, Jugular veins—v. Sphagittides, Jugular veins.

VENÆSECTIO, see Blood-letting—v. Reulsoria, see Blood-letting.

VENAL, Venous.

VENEFICIUM, Poisoning.

VENENATUS, Venomous.

VENENUM, Poison, Venom.

VENEREAL, *Vene'reus, Aphrodisiacus, Venerean*, (F.) *Vénérien*: from *Venus*, 'the goddess of pleasure.' That which relates to the pleasures of love. In a more restricted sense the word *Venereal* is synonymous with *syphilitic*, and also with *syphilis*. Some authors have proposed that those diseases should be called *venereal* which are produced by excess in venery; and that *syphilitic* should be limited to those which are the result of impure connexion.

VENEREAL DESIRE, Libido—v. Disease, Syphilis.

VENERIEN, Venereal. This term, also, means one labouring under syphilis; as *Hôpital des vénériens*.

VENERIVAGUS, Libidinous.

VENERY. Same etymon. The pleasures of love. Sexual communication. Coition.

VENESECTION, see Blood-letting.

VENIMEUX, Venomous.

VENIN, Venom.

VENOM, *Venum Toxicum*, (F.) *Venin*.

A poisonous fluid secreted by certain animals, as the viper, in a state of health, and which they preserve in a particular reservoir, to use as a means of attack or defence. It differs, according to some, from *virus*, as the latter is always the result of a morbid process, which may be produced by the individuals who receive it, in their turn, and be transmitted to others.

VENOM, QUICKENING, Sperm—v. Vital, Sperm.

VENOMOUS, *Venendus*, (F.) *Venimeux*.

An epithet applied to animals which have a secretion of venom, as the viper, rattlesnake, &c., and, by some, to liquids, in the animal body which have been so perverted by previous disease, that their contact occasions serious mischief in sound individuals; as happens in hydrophobia. *Virus* is more commonly used in this case.

VENOSITAS, Venosity—v. Sanguinis, Prædominium Sanguinis venosi.

VENOSITY, *Venositas, Ve'nousness, Venous state, Venous cachexia, Melanemia, Melanosis universalis, from vena, 'a vein.'* A condition in which, it has been supposed, the blood is moved slowly; is more venous; and the venous blood itself in greater quantity. This state is said to be chiefly observed in hemorrhoids, gout, hypochondriasis, melancholia, &c., &c.—Puchelt.

VENOUS, *Venal, Veno'sus*; same etymon. Appertaining to a vein; or to the blood of the veins; as *venous cachexia*; *venous pulse*.

VENOUS CACHEXIA, Venosity—v. Hum, *Bruit de Diable*—v. State, Venosity—v. System, Abdominal, *Porta vena*—v. System, see Vascular.

VENOUSNESS, Venosity.

VENT, Wind.

VENTER, Uterus—v. Imus, Abdomen, Hypogastrium, *Neëra*—v. Inferius, Abdomen—v. Magnus, Inguvies—v. Medius, Thorax—v. Parvus, Hypogastrium—v. Propendens, Hysteroxia anterior—v. Renum, Pelvis of the kidney—v. Superius, Cavum cranii.

VENTEUX, Windy.

VENTILATION, *Ventilatio*; from *ventus*, 'wind.' The act of renewing the air of vessels,

and apartments, or of situations where many people are collected together. The utility of such renewal must be evident, when it is considered that atmospheric air loses its oxygen during respiration, and that carbonic acid supplies its place. Stagnant air, also, becomes loaded with numerous impurities; and hence one of the greatest hygienic improvements; of modern times, has been a proper attention to circulation of air. It is, moreover, one of the most valuable additions to our stock of therapeutical agencies in many diseases.

Instruments, used for the purpose of renewing the air, in ships, apartments, &c., have been called *ventilators*.

VENTOSITÉ, Flatulence.

VENTOUSES SCARIFIÉES, Cupping with the scarificator.

VENTOUSES SÈCHES, Cupping, dry.

VENTRAL, Abdominal.

VENTRAL HER'NIA, *Her'nia ventralis*. Direct hernia occurring in any part of the abdomen. It is most frequently found between the recti muscles.

VENTRALE, Belt, (Russian.)

VENTRALÈ CUTANÉUM, 'Cutaneous apron.' (F.) *Tablier*. An elongation of the nymphæ in the Bosjesman female, which hangs down before the vulva like an apron.

VENTRE, Abdomen—v. *Inférieur*, Abdomen—v. *Resserré*, Constipation.

VENTRICLE, *Ventriculus*; diminutive of *venter*, 'belly.' Literally, a little belly. A name given, in anatomy, to various parts.

VENTRICLE OF ARAN'TIUS. A small cavity lined with gray substance, at the point of the calamus scriptorius.

VENTRICLES OF THE BRAIN, *Ventriculi seu Cavitates seu Sinus Cerebri*, (F.) *Ventricules du cerveau*, are five cavities in the interior of that organ, which are distinguished into the *lateral ventricles*, *middle ventricle*, *4th ventricle* or *ventricle of the cerebellum*, and *5th ventricle*. The *middle ventricle* or *3d ventricle*, (F.) *Ventricule moyen du cerveau*, is situate in front of the pineal gland. It is bounded, *above*, by the tela choroidea and the fornix; *below*, by a portion of cerebral substance, which separates it from the base of the cranium; *laterally*, by the thalami nervorum opticorum; *anteriorly*, by a medullary cord, called the *anterior commissure*; and, *posteriorly*, by another medullary cord, called the *posterior commissure*. It communicates with the lateral ventricles by two openings, situate behind the anterior pillar or crus of the fornix. The *Lateral Ventricles*, *Ventriculi majores*, *V. anteriores*, *V. superiores*, *V. tricornes*, (F.) *Ventricules latéraux*, are two in number. They are large, and owing to their considerable curvature, occupy a great part of the cerebral centre. They are bounded, *above*, by the inferior surface of the corpus callosum; *anteriorly*, by the curved portion of the same body; *posteriorly*, by a considerable mass of cerebral substance; and, *internally*, they are separated from each other by the septum of the ventricles,—a medullary plate, which is given off from the lower part of the corpus callosum. The lateral ventricles have, in their upper and anterior portion, the *Corpora striata*, *Thalami optici*, and *Tenia semicircularis*:—their inferior portion contains the *corpus fimbriatum*, *cornu Ammonis*, &c. The *Fourth Ventricle*, (F.)

Quatrième ventricule, is situate beneath the *aqueduct of Sylvius*, by which it communicates with the third ventricle. It extends from this aqueduct to the upper part of the medulla; and is seated in the substance of the *tuber annulare*. The *Fifth Ventricle*, (F.) *Cinquième ventricule*, is the small serous cavity between the laminae of the *septum lucidum*; called, also, *Fissure* or *Fossa of Sylvius* or *Sinus of the Septum lucidum*.

VENTRICLES OF THE HEART, *Ventriculi Cordis*, *Specus Cordis*, (F.) *Ventricules du cœur*, are two in number. The *Right Ventricle*, *Pulmonary ventricle*, *Ventriculus anterior*, *V. primus*, *V. pulmonalis*, (F.) *Ventricule droit ou pulmonaire*, is situate at the fore part of the heart, the base and apex corresponding to those of the heart. In it are seen the *Columnæ carneæ* and *Cordæ tendineæ*. The right ventricle communicates with the right auricle by the *Ostium venosum*, and from it the *Pulmonary artery* arises. Around the auricular orifice is a tendinous margin or ring, from which the tricuspid valve is given off. The use of the ventricle is to send the blood, by its contraction along the pulmonary artery to the lungs. The *Left Ventricle*, *Ventriculus aorticus*, *V. posterior*, *V. secundus*, (F.) *Ventricule gauche ou aortique*, is situate at the posterior and left part of the heart. Its parietes are much thicker and stronger than those of the right, owing to its having to send the blood over the whole system. The inner surface has the same general appearance as that of the right. The *Columnæ carneæ* and *Cordæ tendineæ* are, however, much stronger. It communicates with the left auricle by means of the *Mitral valve*; and from it proceeds the largest blood-vessel of the body, —the aorta.

VENTRICLES OF THE LARYNX, *Sacculi laryngæi*, *Sinusus of the Larynx*, (F.) *Ventricules ou Sinus du larynx*, are two depressions in the larynx, comprised between the superior and inferior ligaments.

VENTRICLE, PULMONARY, *V. right*.

VENTRICLE AORTIQUE, Ventricle, left—*v. Cinguième*, Ventricle, fifth—*v. Droit*, Ventricle, right—*v. Gauche*, Ventricle, left—*v. Moyen du Cerveau*, Ventricle, middle, of the brain—*v. Pulmonaire*, Ventricle, right—*v. Quatrième*, Ventricle, fourth.

VENTRICULES DU CERVEAU, Ventricles of the brain—*v. du Cœur*, Ventricles of the heart—*v. Latéraux*, Ventricles, lateral.

VENTRICULI CORDIS, Ventricles of the heart—*v. Dilatio*, *Gastroectasis*—*v. Dissolutio*, *Gastro-malacia*—*v. Duræ matris*, *Sinusus of the dura mater*—*v. Emollitio*, *Gastro-malacia*—*v. Exulceratio*, *Gastroecosis*—*v. Fluxus*, *Gastro-rhea*—*v. Inflammatio*, *Gastritis*—*v. Majores*, Ventricles, lateral—*v. Metamorphosis gelatiniformis*, *Gastro-malacia*—*v. Perforatio*, *Gastro-brosis*—*v. Priores*, Ventricles, lateral—*v. Pseudophlogosis resolutiva et colliquativa*, *Gastro-malacia*—*v. Superiores*, Ventricles, lateral—*v. Tricornes*, Ventricles, lateral—*v. Ulceratio*, *Gastroecosis*.

VENTRICULUS, Stomach, Ventricle—*v. Anterior*, Ventricle, right—*v. Aorticus*, Ventricle, left.

VENTRICULES CALLOSUS, 'Callous stomach.'

The *gizzard* or *third stomach*, of the gallinaceous bird. It consists of a double-bellied or

digestric muscle; is lined by a firm cuticle, and forms a kind of pouch depending from the alimentary tube, in which the second stomach terminates, and from which the *duodenum* or *Ventriculus succenturiatus* issues. In the interior of the gizzard there are numerous pebbles, which seem to be destined to aid in the trituration of the food. The gizzard is an organ of mastication, and is possessed of great muscular power.

VENTRICULUS POSTERIOR, Ventricle, left—*v. Pulmonalis*, Ventricle, right—*v. Primus*, Ventricle, right—*v. Secundus*, Ventricle, left—*v. Succenturiatus*, *Duodenum*.

VENTRILOQUE, Engastrimythos.

VENTRILOQUIST, Engastrimythos.

VENTROSITAS, Physconia.

VENTUS, Wind.

VEN'ULA, *Phleboton*, diminutive of *Vena*. See *Vein*. A small vein. Hippocrates seems to use it in the same sense as *Arteria*.

VENUS, Clitoris, Coition, *Cuprum*—*v. Crystals of*, *Cupri subacetat*—*v. Crystaux de*, *Cupri subacetat*.

VER CUCURBITAIN, *Tænia solium*—*v. Cutané*, *Dracunculus*—*v. Filaire*, *Dracunculus*—*v. de Guinée*, *Dracunculus*—*v. Luisant*, *Cicindela*—*v. de Médine*, *Dracunculus*—*v. Solitaire*, *Bothriocephalus latus*, *Tænia solium*.

VERATRIA, *Veratrina*.

VERATRINA, *Veratrina*, *Veratrine*. A vegetable alkali, found in the seeds of *Verastrum Sabadilla*, *V. officinale*, *Helonius officinalis* and *Asagra'a officinalis*, which are known in commerce under the names *Cebadilla*, *Cevadilla*, and *Sabadilla*, and are imported from Mexico. They usually occur, in commerce, mixed with the fruit of the plant, are two or three lines long, of a black colour, and are shining, flat, shriveled, winged and elastic seeds. *Veratrine* is solid, white, pulverulent, and inodorous; of a very acrid taste; decomposable by heat; very soluble in water, and soluble in alcohol. When prepared in the usual manner, it still contains other substances, —*Sabadillin*, *Veratrin*, gum resin of the *Sabadilla*, and black greasy matter. It is extremely poisonous, and is but little used internally in medicine. Magendie has given it as an emetic and drastic in very small doses. Of late, it has been recommended to be applied in the way of friction, or endermically, (from gr. v to xx, to ℥j of lard or cerate), in various neuralgic affections. The following is the formula for its preparation in the Pharmacopœia of the United States, (1842:—) Take of *cevadilla*, ℔ij; alcohol ʒ gallons; diluted sulphuric acid, solution of ammonia, purified animal charcoal, and magnesia, each a sufficient quantity. Boil the *cevadilla* in a gallon of the alcohol, in a retort with a receiver attached, for an hour, and pour off the liquor. To the residue add another gallon of the alcohol, together with the portion recently distilled; again boil for an hour, and pour off the liquor. Repeat the boiling a third time with the remaining alcohol, and with that distilled in the previous operation. Press the *cevadilla*, mix and strain the liquors, and, by means of a water bath, distil off the alcohol. Boil the residue three or four times in water acidulated with sulphuric acid, mix and strain the liquors, and evaporate to the consistence of

syrup. Add magnesia in slight excess, shake the mixture frequently, then express and wash what remains. Repeat the expression and washing two or three times, and having dried the residue, digest it with a gentle heat several times in alcohol, and strain after each digestion. Distill off the alcohol from the mixed liquor, boil the residue for 15 minutes in water with a little sulphuric acid and purified animal charcoal, and strain. Having thoroughly washed what remains, mix the washings with the strained liquor, evaporate with a moderate heat to the consistence of syrup, and then drop in as much solution of ammonia as may be necessary to precipitate the veratria. Lastly, separate the precipitate. See Colchicum autumnale.

VERATRUM ALBUM, *Helleborus albus*, *Elleborum album*, *Cherbachem*, *White hellebore*, (F.) *Hellebore blanc*. *Sex. Syst.* Polygamia Monœcia; *Nat. Ord.* Melanthaceæ (Lindley.) The root or rhizoma of this common European plant is indebted to the Veratrine for its properties. It is inodorous: has a bitterish, acrid, nauseous taste, and is violently emetic and purgative, even when applied to an ulcerated surface. It is, also, possessed of errhine properties, and acts, externally, as a stimulant. It is rarely exhibited internally. Sometimes it is given as a *sneezing powder*; but it operates with great violence. It forms, also, an itch ointment. See Ung. Veratri.

VERATRUM SABADILLA, *Sabadilla*, *Sabatilla*, *Canis Intersector*, *Causiticum America'num*, *Cevadilla Hispanorum*, *Sevadilla*, *Har'deum causticum*; (F.) *Cévadille*. The seeds of this plant have been used, mostly as anthelmintics. Dose, gr. ij to a child, four years old. It possesses the same general properties as the veratrum album.

VERATRUM VIRIDÈ, *American Hellebore*, *Swamp hellebore*, *Indian poke*, *Indian Uncas*, *Poke weed*, *Bear weed*, *Itch weed*, *Tickle weed*, *Earth gall*, *Devilbit*, *Wolfbane*, *Puppet root*, is indigenous in the swampy districts of almost every part of the United States. Its properties are like those of the genus.

VERBASCULUM, *Primula veris*.

VERBASCUM NIGRUM, *Black Mullein*, *Candela regia*, *Thapsus barbatus*, *Tapsus barbatus*, *Condalaria*, *Lanaria*; and *Verbascum Thapsus*, *Phlogmus*, *Phlomis*, *Phlox*, *great broad-leaved mullein*, *High Taper*, *Cow's Lungwort*, or *Yellow Mullein*, (F.) *Molène*, *Bauillon blanc*. *Family*, Solanææ. *Sex. Syst.* Pentandria Monogynia;—especially the latter, —have been used as emollients, applied externally in the form of fomentation. The large leaves have been chosen for this purpose. Occasionally, the mucilage which they contain has been extracted by decoction or infusion, and administered in pectoral affections.

VERBASCUM THAPSUS, *V. nigrum*.

VERBENA HASTULA, an American species, is more bitter than the European, and said to be emetic.

VERBENA OFFICINALIS, *Verbena*, *Dichromas*, *Verbena'ca*, *Pevisterium*, *Hierobotanè*, *Herba sacra*, *Vervain*, *Purvain*, (F.) *Verveine*. *Family*, Pyrenacææ. *Sex. Syst.* Diandria Monogynia. A plant formerly held sacred; used in sacrifices, and suspended round the neck as an amulet. In the form of cataplasm, it is said to

have relieved obstinate headaches, and to have been of service in scrofula. It is not used.

VERBENA URTICIFOLIA, an indigenous species, has been used in poisoning from *Rhus Toxicodendron*.

VERBENACA, *Verbena officinalis*.

VERBUS, *Penis*.

VERCOQUIN, *Phrenitis verminosæ*. A form of phrenitis, attributed to the presence of a worm in the brain!

VERDET, *Cupri subacetæ*.

VERDIGRIS, *Cupri subacetæ*.

VERENDA, *Genital organs*.

VERETRUM, *Penis*.

VERGE, *Penis*—*v. d'Or*, *Solidago virgaurea*.

VERGETTE DE PHILADELPHIE, *Erigeron Philadelphicum*.

VERGETURES, *Vibices*.

VERJUICE, *Omphacium*, (F.) *Verjus*, *Verdjus*. A sour kind of grape. Also, an acid liquor prepared from very sour grapes or crab-apples. It is principally used in culinary preparations; although, occasionally, an ingredient in medicinal compounds. See *Vitis vinifera*.

VERJUS, *Verjuice*.

VERMES, *Worms*—*v. Cerebri*, *Choroid plexus*.

VERMICULAIRE BRULANTE, *Sedum*.

VERMICULAR, *Vermiform*.

VERMICULARIS, *Lumbricalis*, *Sedum*.

VERMICULI SPERMATICI, *Spermatozoa*.

VERMICULUM, *Vermiculum*. An elixir; a tincture.—*Ruland and Johnson*.

VERMICULUS CAPILLARIS, *Draconculus*.

VERMIFORM, *Vermicular*, *Vermicularis*, *Vermiformis*, from *vermis*, 'a worm,' and *forma*, 'form.' That which resembles a worm.

VERMIFORM PROCESSES, *Præcesus Vermiformes*, *Prætaberantiæ vermiformes*, *Mantivuli cerebelli*, *Appendices vermiformes*, (F.) *Eminences vermiformes du cervelet*, are two medullary projections, at the surface of the cerebellum. The superior vermiform process, *Vermis superior cerebelli*, is an elongated projection, at the anterior and middle part of the superior surface of the cerebellum;—and the inferior vermiform process, *Vermis inferior cerebelli*, *Pyramid of Malacarne*, is a somewhat large projection, situate in the depression at the inferior surface of the same organ. The inferior vermiform process is usually described as consisting of three portions—the pyramid, the uvula, and the nodulus. The anterior portion of the superior vermiform process is elevated, and termed *Monticulus*.

VERMIFUGE, *Anthelmintic*.

VERMIFUGE, MATHIEU'S. This consisted of two distinct electuaries; the one for killing, the other for expelling tape-worm. The former consisted of an ounce of *tin filings*, and six drachms of *fern root*.

VERMIFUGUS, *Anthelmintic*.

VERMILION, *Hydrargyri sulphuretum rubrum*.

VERMILLON DE PROVENCE, *Antimonii sulphuretum rubrum*.

VERMINATIO, *Helminthiasis*.

VERMINATION, *CUTANEOUS*, *Malis*.

VERMINEUX, *Vermineous*.

VERMINOUS, *Vermineous*, (F.) *Vermineous*. That which is caused by worms; as a *verminous affection*.

VERMIS BOMBYCINUS, Cornu ammonis—
v. Cerebelli, Vermiform process—v. Cerebri,
Fever, Hungary—v. Cucurbitinus, Tania so-
lium—v. Digni, Paronychia.

VERMITIO, Helminthiasis.

VERNIX CASEOSA. The fatty varnish, or
deposit, often found on the fœtus, which is
secreted by the sebaceous follicles of the skin.

VERNIX SICCA, Sandarac.

VERNONIA ANTHELMINTICA, *Ascarici-
cida anthelmintica*, *Calagirah*, *Calageri*. A
plant which is indigenous in India. *Family*,
Compositæ. *Sex. Syst.* Syngenesia Polygamia
superflua. It has great celebrity in the East
Indies, and is a bitter tonic; but the seeds are
chiefly used as an anthelmintic, in cases of as-
carides and lumbrici in children.

VEROLE, Syphilis—v. *Petite*, Variola—v.
Petite volante, Varicella.

VEROLETTE, Varicella.

VERONICA, *Veronica officinalis*, *Veronica
mas*, *Thea Germanica*, *Betonica Pauli*, *Cha-
maedrys*, *Male Veronica*, *Fluellin*, *Officinal
Speedwell*, (F.) *Véronique*, *Thé d'Europe*. *Fa-
mily*, Rbinanthodæa. *Sex. Syst.* Diandria Mo-
nogynia. This plant was once used as a pec-
toral.

VERONICA AQUATICA, V. beccabunga.

VERONICA BECCABUNGA, *Beccabunga*, *Ana-
galis aquatica*, *Lavér Germanicum*, *Veronica
aquatica*, *Cepæa*, *Water Pimpernel*, *Brooklime*,
Brooklime Speedwell, *Water Speedwell*, *Neck-
weed*, *Water Purslain*, (F.) *Véronique cressonnée*.
This plant was formerly used in a variety of dis-
eases. It is, however, almost insipid and inodor-
ous; and has been long banished from practice.

VERONICA MAS, Veronica—v. *Officinalis*, Ve-
ronica—v. *Purpurea*, *Betonica officinalis*—v.
Virginica, *Leptandria Virginica*.

VERONIQUE, Veronica—v. *Cressonnée*, Ve-
ronica beccabunga.

VERVA, Penis.

VERRE, Vitrum—v. *d'Antimoine*, Antimo-
nii vitrum.

VERRUCA, diminutive *Verrucula*, *Ecphy-
ma verruca*, *Phymatosis verrucosa*, a *Wart*,
(F.) *Verrue*. A small, hard, mammillary tu-
mour, which forms at the surface of the skin,
and particularly on that of the hands and face.
Warts are generally rugous at the surface, and
broad at the base; their roots being implanted
in the derma by whitish filaments which are
dense, semifibrous, and very numerous.

Warts may be destroyed by caustic, or re-
moved by excision. Their vitality, is, generally,
not great.

VERUCA CARNOSA, Condyloma—v. *Formi-
caria*, *Formica*—v. *Minor*, *Thymion*—v. *Pal-
pebrarum*, see *Hydatid*—v. *Pensilis*, *Acrochor-
don*—v. *Rhagoidea*, *Thymion*.

VERRUCARIA, *Calendula officinalis*, *Helio-
tropium Europæum*.

VERRUCULA, Verruca.

VERRUE, Verruca.

VERS, Worms.

VER-SIO, Turning—v. *Fœtus*, *Turning*—v.
Spontanea, *Evolution spontaneous*—v. *Uteri*,
Hysteroloxia.

VERSION, Turning.

VERT-DE-GRIS, *Cupri subacetes*.

VERTEBRA DENTATA, Axis—v. *Dorsi
Prima*, *Lophia*—v. *Lumborum Prima*, *Asphal-
tites*—v. *Magna*, *Sacrum*.

VERTEBRÆ, *Spondyli*, (F.) *Vertèbres*;
from *vertere*, 'to turn.' This name has been
given to the bones, which by their union form
the vertebral or spinal column. The vertebræ
are short, thick, very angular bones; twenty-
four in number, and situate one above another.
The *body* of the vertebra is the middle and an-
terior portion. Above and below it is articu-
lated, by means of a fibro-cartilage, with the
contiguous vertebræ. The *Processes*, (F.)
Masses apophysaires, of each vertebra are:—
1. The *spinous process*, situate behind, and in
the median line. 2. The two *transverse pro-
cesses*, standing off from each side. 3. The
four articular processes—two *superior*, and two
inferior—which serve to unite the vertebræ
with each other. These transverse and articu-
lating processes are made continuous with the
lateral and posterior parts of the body of the
vertebra by narrow bony portions or pedicles,
on each of which are notches. These, by their
union with similar notches in the contiguous
vertebra, form the lateral foramina, (F.) *Trous
de conjugaison*, through which the spinal
nerves leave the vertebral canal. The different
processes are united with each other, so as to
form a kind of ring of the lateral and posterior
parts of the vertebra; and the foramen, within
this,—that is, between the body and pro-
cesses, concurs in forming the vertebral canal.

The vertebræ have particular characters ac-
cording to the regions they occupy. They are
divided into seven *cervical*, twelve *dorsal*, and
five *lumbar*. The first cervical is called *atlas*;
the second, *axis* or *vertebra dentata*; and the
seventh, *vertebra præminens*. The vertebræ
are articulated with each other. Those of the
back are joined, moreover, to the ribs. The
first or atlas is articulated with the occipital
bone; and the last lumbar vertebra with the
sacrum. The cervical vertebræ are developed
by nine points of ossification; the dorsal and
lumbar by eight.

VERTEBRAL, *Vertebraalis*. That which
relates or belongs to the vertebræ.

VERTEBRAL ARTERY, *Posterior cerebral ar-
tery*, (Ch.) is the largest of the branches of the
subclavian. It arises from the posterior part
of that vessel; is lodged in a canal, (F.) *Petit
canal vertèbral*, formed by the foramina in the
transverse processes; enters the cranium, and
proceeds to anastomose with its fellow of the
opposite side, and to form the *Basiliary artery*.
Besides the branches sent to the neck, the ver-
tebral artery gives off the *anterior* and *poste-
rior spinal arteries*, and the *inferior cerebellous*,
in the cavity of the cranium.

VERTEBRAL COLUMN, *Rachis*, *Rhachis*, *No-
tos*, *Acnestis*; the *Spine*; the *back bone*, *Carri-
na*, *C. hominis*, *Spina dorsi* seu *vertebralis*,
Columna spinalis, *C. vertebralis*, *C. dorsi*,
Spina Dorsum, *Tergum*, *Compages Vertebra-
rum*, *Acantha*, *Sacra fistula*, *Hiera Syriaca*,
(F.) *Colonne vertèbrale*, *Épine du dos*, *Échine*.
A kind of bony column, situate at the posterior
and central part of the trunk; extending from
the head to the sacrum; flexible in every di-
rection, yet very solid and hollowed by a canal
called *vertebral*, which gives it lightness with-
out diminishing its strength, and runs through
its whole length. The vertebral column is
formed by the superposition of the vertebræ.
It represents a pyramid, whose base is below.

Anteriorly, it is convex in the neck; concave in the back, and convex, again, in the loins. Behind, the curvatures are of course the reverse of these. There is also, in the dorsal region, a lateral curvature, the concavity of which is towards the left side. Considered as a whole, the vertebral column has an *anterior* or *prespinal* surface; a *posterior* or *spinal*; two *lateral*; a *base*, and an *apex* or *top*. In the nomenclature of Chaussier, the anterior surface, in the neck, is called *trachelian*; in the back, *predorsal*; and in the loins, *prelumbur*. The dorsal surface has, at its middle, the spinous processes; and, at its sides, the *vertebral gutters*, (F.) *Gouttières vertébrales*, formed by the succession of the *vertebral plates*, (F.) *Lames vertébrales*, which, by their junction, constitute the spinous processes. These are filled by the sacro-spinalis muscle. The sides or lateral surfaces present the foramina resulting from the union of the *vertebral notches*, (F.) *Echancrures vertébrales*. These are called *vertebral foramina*, (F.) *Trous de conjugaison*, and give passage to the *vertebral nerves*. The base of the vertebral column is oblique, to unite with the sacrum; and forms with it an angle, called *sacro-vertebral angle* or *promontory*. The *apex* or *top* of the vertebral column is articulated with the occipital bone. Sometimes, the term *vertebral column* includes the whole of the column from the occipital bone to the extremity of the coccyx. The *Vertebral* or *Spinal Canal*, *Rachid'ian Canal*, *Salen*, *Canalis medullæ Spinalis*, *Specus pro medulla Spinali* seu *vertebra'lis*, exists through the whole of the vertebral column, whose curvatures it follows. It is continuous, above, with the cranium; below, with the sacral canal, if we consider the vertebræ to terminate at the sacrum. It is lined by a prolongation of the meninges, forming the *Theca vertebral'is*, and lodges the spinal marrow.

The vertebral column, which unites lightness with solidity, serves to support the head and chest. It is the seat of all the movements of the trunk, the weight of which it transmits to the pelvis. It lodges and protects the spinal marrow, and gives passage to the vertebral nerves, and to numerous vessels.

VERTEBRAL DISEASE, *Rachit'ul'gia* (of some,) *Caries* of the *Vertebra*, *Spondylarthrocacé*, *Spondylocacé*, *Kyph'osis inflammato'ria*, *K. paralytica*, *Gibbositas cariosa*, *Caries vertebrarum*, *Spondylal'gia*, *Spondylopyo'sis*, *Tuberculo'sis Vertebrarum*. The spinal column is liable to distortion, (see *Hump*), at times, without the vertebræ being much, if at all, diseased. At other times, a more formidable affection is induced; the vertebræ becoming carious, and the intervertebral cartilages ulcerated; followed by a more or less complete loss of power over the lower extremities. In such case, on examining the spine, one or more of the spinous processes is found to project beyond the rest. The disease was first well described by Mr. Percival Pott; and, hence, it has been called, by the French, *Maladie de Pott*;—(*Malum Pottii*, *Gibbus Pottii*, or *Pott's disease*.) It usually occurs in scrofulous subjects, and the treatment consists in establishing a counter-irritation by blisters, issues, or the moxa, opposite the transverse processes of the diseased vertebræ. The sore must be suffered to remain open and the patient kept in the ho-

izontal posture until the use of the limbs is recovered; employing tonics, the free admission of fresh air, &c., at the same time.

VERTEBRAL LIG'AMENTS, (F.) *Ligaments vertébraux*, *Surtouts ligamenteux de la colonne vertébrale*, are distinguished into *anterior* and *posterior*. They consist of long, ligamentous coverings; the *anterior* occupying the anterior part of the vertebral column; and the *posterior* seeming to arise from the occipito-axoid ligament, and seated behind the bodies of the vertebræ, from the axis to the sacrum.

VERTEBRAL NERVE, *Trisplanchnic*.

VERTEBRAL NERVES, *Spinal Nerves*, spring successively from the spinal marrow; from its origin to its termination. These nerves—30 pairs in all—arise by two roots; one *anterior*, from the *anterior column* of the spinal marrow, and the other *posterior*, from the *posterior column*, and afterwards issue by the vertebral and sacral foramina. Each of these roots seems to have a distinct function; the *posterior* being destined to convey sensation to parts; the *anterior*, motion. On the posterior root, before its junction with the anterior, there is a ganglion. Of the 30 pairs, 7 are *cervical nerves*, 12 *dorsal*, 5 *lumber*, and 6 *sacral*. See *Nerves*.

VERTÈBRES, *Vertebræ*.

VERTEBRO-LIAC LIGAMENT, *Ileo-lumbar ligament*.

VERTEX, *Cor'yphè*, *Acror'ia*, *Spondylus*. The top or highest part of the head. See *Sinciput*.

VERTEX CORDIS, *Mucro Cordis*—v. *Cubiti*, *Olecranon*—v. *Palpitans*, *Fontanella*.

VERTIBULUM, *Trepan*.

VERTICULA, *Articulation*.

VERTICULUM, *Articulation*.

VERTICULUS, *Articulation*.

VERTIGE, *Vertigo*.

VERTIGO, from *vertere*, 'to turn;' *Dinos*, *Ilin'gos*, *Gid'diness*, *Diz'ziness*, *Dinus verti'go*, *Hallucinato'io vertigo*, *Autal'gia vertigo*, *Circumgyrd'io*, *Swimming of the head*, (F.) *Vertige*, *Étourdissement*. A state in which it seems that all objects are turning round; or that the individual himself is performing a movement of gyration. Two varieties have been designated;—*simple vertigo*, where the objects are seen; and *scotodynia*, in which the sight is obscured, and the individual often falls. Vertigo is dependent upon the condition of the brain; and often announces an attack of apoplexy or epilepsy.

VERTIGO TENEBRICOZA, *Scotodynia*.

VERUGA (S.), from *verruca*. A peculiar disease affecting certain localities of Peru, which manifests itself by sore throat, pains in the bones, and other febrile symptoms. In the course of a few days, an eruption of red pimples or boils appears. These sometimes increase in magnitude till they become nearly as large as an egg, and discharge blood copiously. It is ascribed to the water of certain springs in the valleys, and especially in that of Sruca: called *Agua de Veruga*.—Tschudi.

VERUMONTANUM, *Caput gallinaginis*, see, also, *Gallinaginis caput*.

VERVAIN, *Verbena officinalis*.

VERVEINE, *Verbena officinalis*.

VESANIA, *Vesania*; 'madness.' Derangement of the intellectual and moral faculties, without coma or fever. Many nosologists have used this as a generic term; under which they have included the different species of mental

alienation, hypochondriasis, somnambulism, and even hydrophobia. See Nosology.

VESANIA MANIA, Mania.

VESANÆ, Insanity.

VESICA BILIARIA, Gall-bladder—v. Cordis, see Pericardium—v. Fellea, Gall-bladder—v. Intestinalis, Vesicula umbilicalis—v. Saccata, Stricture of the urinary bladder—v. Urinaria, Urinary bladder.

VESICÆ IRRITABILITÄS, Cysterethismus—v. Unguinosa tendinum, Butsæ mucosa.

VESICAL, *Vesicalis*, from *vesica*, 'the bladder.' That which belongs or relates to the bladder.

VESICAL ARTERIES vary in number and origin. The umbilical artery always sends off two or three; the middle hemorrhoidal, internal pudic, and obturator furnish others, which ramify and anastomose in the parietes of the bladder; the hypogastric furnishes one which is somewhat larger, the *Vesico-prostatic*, (Ch.,) and proceeds, to the *bas-fond* of the bladder, sending numerous ramifications to it as well as to the surrounding parts.

VESICAL VEINS, much more numerous than the arteries, open into the hypogastric plexus.

VESICANT, Blister.

VESICARIUM, Ovarium.

VESICATOIRE, Blister.

VESICATORIUM, Blister.

VESICLE, ALLANTOID, Allantois—v. Germinal, see Molecule—v. Purkinjean, see Molecule.

VESICLES OF DE GRAAF, Folliculi Graafiani.

VESICO-VAGINAL, *Vesico-vaginalis*. Relating to the bladder and the vagina; as *vesico-vaginal fistula*.

VESICULA, *Cystinx*; diminutive of *vesica*, 'a bladder.' A small bladder.

VESICULA, *Vesicle*, *Echphlysis*, *Cystinx*, in pathology, means a small orbicular elevation of the cuticle containing lymph, which is sometimes clear and colourless, but often opaque and whitish or pearl-coloured. It is succeeded, either by a scurf, or by a laminated scab.

VESICULA ENIGMATOSA, Vesicula umbilicalis—v. Alba, Vesicula umbilicalis—v. Bilis, Gall-bladder—v. Blastodermatica, see Molecule—v. Chyli, Receptaculum chyli—v. Erythroidea, Erythroid vesicle—v. Fellis, Gall-bladder—v. Gangrænescens, see Anthrax—v. Germinativa, see Molecule—v. Omphalo-mesenterica, Vesicula umbilicalis—v. Ovalis, Vesicula umbilicalis—v. Prolifera, see Molecule.

VESICULA UMBILICALIS, *Umbilical Vesicle*, *Vesicula alba* seu *omphalo-mesenterica* seu *enigmatosa* seu *ovalis*, *Vesica intestinalis*, *Intestinal Vesicle*, *Vitelline Pouch*. A small, pyriform, round, or spheroidal sac, which, about the fifteenth or twentieth day after fecundation, is of the size of a common pea, and probably acquires its greatest dimensions in the course of the third or fourth week. After the seventh week, it becomes shrivelled and disappears insensibly. It seems to be situate between the chorion and amnion, and is commonly adherent either to the outer surface of the amnion, or to the inner surface of the chorion, but at times is loose between them. The *vitelline pedicole*, which attaches the vesicle to the embryo, is continuous with the intestinal canal; and, up to twenty or thirty days of embryonic life, is hollow. Its arteries are the omphalo-mesenteric. The *vitelline fluid*, contained

in the vesicle, has been compared, from analogy, to the *vitellus* or yolk of birds; and, like it, is an oleaginous substance, and presumed to be inservient to the nutrition of the embryo.

VESICULÆ constitute the 6th order of Bateman's classification of *Cutaneous Diseases*.

VESICULÆ, see Villous membranes—v. Divæ Barbaræ, Variola confluens—v. Gingivarum, Aphthæ—v. Pulmonales, see Cellule—v. Rotundæ cervicis uteri, Nabothi glandulæ—v. Sanguinis, Globules of the blood—v. Seminales mulierum, Nabothi glandulæ—v. Spermaticæ, Vesiculæ seminales.

VESICULÆ SEMINALES, *V. Semina'ria* seu *spermaticæ*, *Cap'sula semina'les*, *Conceptac'ula seminaria*, *Gonecystides*, (F.) *Vésicules séminales*, *Gardouches*, *Greniers*, are two small membranous sacs, which serve as reservoirs for the sperm, and probably secrete a fluid to be mixed with the sperm. They are situate beneath the bladder, and above the rectum, behind the prostate and to the outer side of the *vas deferentia*. They are of an irregular conoidal shape; flattened from above to below; embossed on their surface, and of a grayish tint. Their *posterior extremity* or *fundus* terminates by a round cul-de-sac. Their *anterior extremity* or *neck* is narrow and elongated, and is continuous with the excretory duct of the vesicula. This duct joins the *vas deferens*, and forms with it the ejaculatory duct. The interior of the vesiculæ exhibits several cells, which communicate with each other, and are lined by a very thin, mucous membrane.

VESICULAR, *Vesicularis*. Of or belonging to a vesicle:—full of small interstices. The cortical or gray matter of the brain is sometimes termed *vesicular*. See Cortex cerebri.

VESICULE BILIAIRE, Gall-bladder—v. du Fœt, Gall-Bladder.

VESICULES DE SAINTE BARBE, Variola confluens—v. *Séminales*, Vesiculæ seminales.

VESPA, Wasp.

VESSEL, *Vas*, *Vasum*, diminutive *Vasculum*, *Angéion*, *Angos*, *Conceptaculum*, from (L.) *vas*, *vasculum*, (F.) *Vaisseau*. A canal, more or less elastic, formed by the superposition of membranes, and distinguished, according to its uses and general arrangement, into *Artery*, *Vein*, and *Lymphatic*. See, also, *Vascular*.

VESSELOUP; Lycoperdon.

VESSIE, Urinary bladder—v. à Colonnes, see Urinary bladder—v. *Col de la*, Collum vesicæ.

VESTIBULE, *Vestibulum*, *V. labyrin'thi*, (F.) *Vestibule*. A cavity of an irregular shape, which forms part of the labyrinth or internal ear. The vestibule is situate on the inner side of the tympanum; on the outer side of the *meatus auditorius internus*; before the semicircular canals, and behind the cochlea. It is lined by a particular membrane, and contains the liquor of Cotunnus and branches of the auditory nerve. There is also another membrane, constituting the *membranous vestibule*, but it is not an exact imitation of the osseous cavity. It is composed of two distinct sacs, which open into each other—the *sacculus vestibuli*, and the *sacculus*. There are three contiguous cavities in the vestibule; one of which, the *semi-oval*, is situate above; another, the *hemispherical*, below; and the third, or *sulciform*, which is the orifice of the aquæductus vestibuli, behind.

VESTIBULUM, *V. Vagi'næ, Prona'us, Atrium Vagi'næ, Amb'itus genita'lis mulie'bris*, is also a smooth cavity between the perineum and nymphæ in the female, which leads to two passages—to the urethra above, and to the vagina below.

VESTIBULUM LABYRINTHI, Vestibule—*v. Vaginae, Vestibulum.*

VESTIGE (F.), *Vestig'ium*, 'a vestige,' 'a trace.' A kind of fracture of flat bones, consisting of a simple incision having the mark of the instrument that caused it. The term is also applied to a part of the body, which may have no evident use in man, and yet may be greatly employed in animals. For example, the muscles of the external ear in man are almost devoid of use, or are *vestiges* of what they are in certain animals.

VESTIGIUM, Sole, *Vestige*—*v. Foraminis ovalis, Ovalis fossa*—*v. Pedis, Metatarsus.*

VESTITUS, *Esthe'ma, Esthe'sis, Clothing, Res vestia'ria, Dress, Vesture, (F.) Vêtement*, from *vestire, vestitum*, 'to clothe.' Any substance used for the purpose of covering nakedness, or preserving from atmospheric temperature by being worn on the body. The best clothing in winter is composed of articles that are bad conductors of caloric, and do not admit of ready evaporation of the matter of perspiration. In this respect, woollen vestments deserve the first place, and cotton the second. Colour has likewise to be regarded—the darkest hues transmitting the heat most readily through them. It has been found that the same rule applies to odours—the darker colours retaining a greater amount of odorous particles than the lighter. Hence, the necessity of white walls, white bed-clothes, &c., in the wards of hospitals; for it is probable that the like law applies to contagious miasms.

VESTURE, Vestitus.

VETA, Puna.

VÈTEMENT, Vestitus.

VETERANA, Rubeola.

VETERINARIUS, see Hippia'ter and Veterin'ary.

VETERINARY, *Veterina'rius, (F.) Vétérinaire*, from *veterinus*, 'that which bears burdens;' itself from *veteres*, 'to carry.' That which appertains to beasts of burden: hence, *veterinary surgeon*, (see Farrier,) *veterinary college*, and *veterinary medicine*.

VETERINARY ANATOMY, see Anatomy.

VETERINARY ART, *Ars seu Medici'na veterina'ria, Zoö'asis, Zoöatri'a, Theriat'rica, Mulo-medici'na, Zoötherapi'a, Zoötherapeut'icæ, Ars zoiat'rica, Farriery*. The art of treating the diseases, &c., of cattle.

VETERNOSITAS, Coma vigil.

VETERNUS, Coma vigil.

VETONICA CORDI, *Betonica officinalis.*

VETULA, Sacrum.

VEXILLA TUBARUM FALLOPII, see Tube, Fallopian.

VEXILLUM, *Drapeau.*

VIA, Way—*v. Cnrandi, Ratio medendi*—*v. Stomachi et ventris, Cæsophagus.*

VIABILITY, see Viable.

VI'ABLE, *Viabilis*, from *via*, 'way;' or from (F.) *vie*, 'life,' (Orfila.) A word, which may be introduced with great advantage from the French into our language. It is an epithet applied to a fœtus whose organs are properly formed, and so developed as to permit its con-

tinued existence. Every fœtus is not *viable*. Anencephali have lived ten or twelve days, yet they are not viable;—a part or the whole of the brain being wanting. The older the fœtus, the more viable is it. It is an idle prejudice that a child, born at the end of eight months, is less likely to live than one born at the end of seven. The signs of *viability* are drawn from the weight, length, external conformation, &c., of the fœtus. It may be laid down as a general rule, that no fœtus born before the end of the seventh month is viable.

VIAE CHYLIFERÆ, Chyliferous vessels—*v. Extra ordinariæ lactis, Galactoplasia*—*v. Lachrymales; Lachrymal passages*—*v. Primæ, Ways, digestive*—*v. Secundæ, Ways, second.*

VIAL, Phiala.

VIBICES, *Mol'opes, Striæ, (F.) Vergetures.* Large purple spots, like the marks produced by the strokes of a whip, which appear under the skin in certain malignant fevers. They are unfavourable indications, as they denote great prostration.

VIBRAMEN, Oscillation.

VIBRANS, Vibratory.

VIBRATILE, Vibratory.

VIBRATIO, Oscillation—*v. Cardiaca, Palpitation*—*v. Cordis, Palpitation.*

VIBRATIONS OF SOUND, see Sound.

VIBRATOR, Deferens vas.

VIBRATORY, *Vibrative, Vibrans, (F.) Vibratile*, from *vibrare*, 'to quiver.' An epithet applied to the pain that accompanies some neuralgia, which seems to the patient to vibrate among the nerves.

VIBRATORY MOTION, see Cilia.

VIBRATUS, Oscillation.

VIBRIO; from *vibrare*, 'to quiver.' A genus of infusory animalcules, of which different species are met with,—for example, *Vib'rio prolifer* in almost all putrescent fluids containing protein, and in the pus of chancres; in which last the *V. lineola* has likewise been found.

VIBRISÆ, from *vibrare*, 'to quiver.' The hairs which grow at the entrance of the nostrils and of other outlets. In the feline tribe, the whiskers.

VIC-LE-COMPTÉ, MINERAL WATERS OF. Vic-Lé-Compte is a small village in the department of Puy de Dôme, three leagues from Issoire; where there is an acidulous chalybeate, which is aperient.

VICARIOUS, *Vica'rius*, from *vicis*, 'change, place.' The place of another;—as 'vicarious secretion,' *Secré'tio vica'ria*. A secretion which takes place in one part instead of another.

VICAR'S BRAY, MINERAL WATERS OF. This spring is situate in Perthshire, Scotland, about two miles from Dollor, and near to Blarngone. The water is one of the strongest chalybeates known.

VICE, Cacosis.

VICHY, MINERAL WATERS OF. Carbonated alkaline chalybeates, the sources of which are at Vichy, six leagues from Moulins in the department of Allier. The springs are seven in number. Almost all are thermal; give off bubbles of carbonic acid gas, and have a slightly sulphureous odour. They deposit carbonates of lime and magnesia, and a little oxide of iron; and afford, on analysis, carbonates of lime, soda, iron, and magnesia, carbonic acid, sulphate of soda, and chloride of

sodium. They are employed as tonics, particularly in chronic affections of the abdominal viscera, in old catarrhs, diseases of the joints, &c.

VICHY WATER, FACIT'IOUS, *Aqua Viciensis*, (F.) *Eau de Vichy*, is made of simple acidulous water, impregnated with twice its bulk of carbonic acid, zxxxss ; subcarbonate of soda, gr. xxij ; sulphate of soda, gr. xvj ; chloride of sodium, gr. iv ; subcarbonate of magnesia, gr. ss ; chloride of iron, gr. $\frac{1}{2}$. Mix. Ph. P.)

VIC'IA FABA. The Common Garden Bean, (F.) *Fève ou fève des marais*. Family, Leguminosæ. *Sec. Syst.* Diadelphia Decandria. A native of Egypt, of which there are many varieties. Beans are not easy of digestion. They are proverbially flatulent, especially when old. When young, they are more digestible and wholesome. Bean meal was one of the four resolvent meals of the ancients.

VICINTRACTUS, Erysipelas.

VICINTRAHA, Erysipelas.

VICTORIALIS FEMINEA, *Gladiolus vulgaris*—v. *Longa*, *Alfium victoriale*—v. *Rotunda*, *Gladiolus vulgaris*.

VICTÛS RATIO, Diet.

VIDANGES, Lochia.

VIDIAN CANAL, Pterygoid canal.

VIE, Life.

VIEILLESSE, Senectus.

VIF ARGENT, Hydrargyrum.

VIGILANCE, Insomnia.

VIGILANTIA, Egregorsis.

VIGILATIO, Egregorsis.

VIGILIA, Egregorsis.

VIGILLÆ, Egregorsis—v. *Nimix*, *Coma vigil*.

VIGILUM, Egregorsis.

VIGNE, *Vitis vinifera*—v. *Blanche*, *Bryonia alba*—v. *du Nord*, *Humulus lupulus*—v. *Vierge*, *Bryonia alba*.

VIGOR, Acme.

VILLA FRANCA, (CLIMATE OF.) This little town is situate immediately to the eastward of Montalbano, which separates the bay of Villa Franca from that of Nice. It is on the southern declivity of a steep and lofty range of mountains; and is more effectually sheltered from the north and north-west winds than Nice, with the climate of which that of Villa Franca closely corresponds.

VILLI, see Villous membranes.

VILLOUS, *Villo'sus*, from *villus*, 'a hair.'

VILLOUS MEMBRANES OF COATS, *Velamenta Bombycina*, (F.) *Membranes villoseuses*, *Membranes veloutés*, are such as are covered with soft papillæ or Villi, *Flocci*, *Floc'culi*, *Vesic'ulæ*, *Cylind'ri*, *Tubi Membrana'cei*; constituted of blood-vessels, nerves, and absorbents; or such as are covered with fine down, so as to cause them to feel soft and velvety. The term is, however, chiefly restricted to the former. Chaussier gives the name *simple villosus membranes* to the serous membranes; and that of *complicated or follicular villosus membranes* to the mucous membranes. On these membranes there are bodies endowed with *ciliary motion*.

VIN, Wine—v. *de Bordeaux*, *Claret*—v. *de Poulet*, see *Poulet*—v. *de Quinquina composé*, *Vinum de kinâ kinâ compositum*—v. *Sec.*, *Sack*.

VINAIGRE, Acetum, see Aceticum acidum—v. *Scillitique*, Acetum scillæ—v. *de Bois*, *Pyroligneous acid*.

VINAIGRES MÉDICINAUX, Acetica.

VINCA MINOR, *Vinca pervinca*, *Clem'atis daphnoi'des major*, *Lesser periwinkle*, (F.) *Per-venche*, *Violettes des Sorciers*. It has bitter and astringent properties, and has been used in gargles and diseases of the chest.

VINCETOXICUM, *Asclepias vincetoxicum*.

VINCTURA, Fascia.

VINCULA, Fascia.

VINCULUM, Bandage, Lien—v. *Caninum*, *Frænum penis*—v. *Linguae*, *Frænum lingue*—v. *Præputii*, *Frænum penis*—v. *Umbilicale*, *Funiculus umbilicalis*.

VINE, *Vitis vinifera*—v. *Grape*, *Vitis vinifera*—v. *Poison*, *Rhus radicans*—v. *Wild*, *Paireira*.

VINEGAR, AROMATIC SPIRIT OF, see Aceticum acidum—v. of *Cantharides*, Acetum cantharidis—v. *Common*, Acetum—v. *Distilled*, see Aceticum acidum—v. *Marseilles*, Acetum aromaticum—v. of *Meadow saffron*, Acetum colchici—v. *Radical*, Aceticum acidum—v. of *Squills*, Acetum scillæ—v. of the *Four Thieves*, Acetum aromaticum—v. *Thieves'*, Acetum aromaticum—v. of *Wood*, see Aceticum acidum.

VINETTIER, *Oxycantha Galeni*.

VINEUX, Vinous.

VINOLENTIA, Temulentia.

VINOSUS, Vinous.

VINOUS, *Vino'sus*, *Ceno'des*, *Ceno'i'des*. Relating to wine. Having the character of, or resembling, wine. Made of wine.

VINUM, Wine, Sherry wine, (Ph. U. S.,) *Vinum Hispanicum*.

VINUM ABSINTHITES, *Wine of Wormwood*. (Fol. *absinth. exsicc.*, *absinth. Ponticæ*, aa zvj , vini *albi* Oij. Macerate for 24 hours, and strain. Ph. P.) Stimulant, tonic, febrifuge, vermifuge, &c.

VINUM ADUSTUM, Brandy—v. *Album Hispanicum*, see Wine—v. *Album Montanum*, see Wine.

VINUM ALOËS, *V. aloës Socotorinæ*, *Vinum aloët'icum*, *V. arvo'mo-aloët'icum*, *Wine of Aloes*, *Tinctu'ra h'iera*, *Tinctura sacra*. (Aloës in pulv. zj , cardam. cont., zingib. cont., aa zj ; vini Oj. Macerate for 14 days, and filter. Ph. L.) Purgative and stomachic, according to the dose. Dose, f. zj to f. zjij .

VINUM AMARUM, V. *Gentianæ* comp.—v. *Amarum scilliticum*, &c., V. *diureticum amarum*—v. *Amarum cum spiritu vini*, V. *gentianæ compositum*—v. *Antimonialè*, V. *antimonii tartarizati*—v. *Antimoniatum Huxhami*, V. *antimonii tartarizati*—v. *Antimonii potassio-tartratis*, V. *antimonii tartarizati*.

VINUM ANTIMONII TARTARIZATI, *V. tart'ratiss antimonii*, V. *antimo'nii potas'sio-tartratis*, *Liquor tart'ari emet'icæ*, *Solut'ion of tartarized antimony*, *Essent'ia antimonii seu stib'ii*, *Antimonial wine*, *Vinum benedictum*, *Vinum antimoniatum Huxhami*, V. *antimonialè*, *Aqua benedicta Rulandii*, *Vinum emet'icum*. (Ant. et Potass. tart. ʒj , vini f. zxx . Dissolve the tartarized antimony in the wine. Ph. U. S.) Each fluidounce contains two grains of the tartrate.

The ordinary *Antimonial wine* is made with glass of *antimony* ʒj , sherry Oiss.

Ward's Red Drop consists of a strong vinous solution of tartarized antimony.

VINUM ANTISCORBU'TICUM, *Antiscorbutic wine*. (Rad. *armoraciæ* recent. ʒj , fol. *cochleariæ* recent., *nasturtii aquat.*, *trifol. aquatic.*, *semin. sinap.*, aa ʒss , *ammoniæ muriat.* ʒij , *vin. albi* Oij. Macerate for 36 hours; filter,

and add *tincturæ cochlear.* ℥ss. *Ph. P.*) Stimulant and tonic. Dose, f. ℥ss to f. ℥ij.

VINUM AROMATICUM, *Aromatic wine.* (*Specios aromatic.* ℥iv, *vin. rubr.* Oij. Macerate for 6 days and filter. *Ph. P.*) Stimulant and tonic. Used, externally, in fomentations, embrocations, &c.

VINUM AROMO-ALOETICUM, V. aloes—v. Benedictum, V. antimonii tartarizati.

VINUM CAMPANUM, V. *Campanaceum.* Champagne wine. A well-known sparkling wine of France.

VINUM CANARINUM, see Wine—v. Chalybeatum, V. ferri—v. Cinchonæ compositum, V. de kinâ kinâ comp.

VINUM COLCHICI, *Wine of Colchicum.* V. *Colchici Radicis*, *Wan's Eau d'Husson.* (*Colchic. rad.* benè contus. ℔j, *vini*, Oij. Macerate for 14 days, with occasional agitation, and then express strongly, and filter. *Ph. U. S.*) It may also be prepared by displacement. Diuretic, sedative, and purgative. Chiefly used in gout. Dose, grt. 40 to f. ℥j.

Reynolds's Specific for gout and rheumatism consisted of the fresh bulb of *Colchicum* ℥viij, *Sherry wine*, f. ℥xvj. The colchicum was macerated for eight or ten days in the wine, at a gentle heat; coloured with *syrup of poppies* and flavoured with *rum*. Reynolds is said to have killed himself by taking an over-dose of it.

VINUM COLCHICI RADICIS, V. colchici.

VINUM COLCHICI SEMINIS, *Wine of Colchicum seed.* (*Colchic. sem.* cont. ℥iv; *vini* Oij. Macerate for 14 days, with occasional agitation, then express and filter. *Ph. U. S.*) Dose, f. ℥j to f. ℥ij.

VINUM CREMATUM, Brandy.

VINUM DIURETICUM AMARUM, *Vinum amarum scilliticum compositum in Charitatis Nosocomio usurpatum*, *Bitter diuretic wine.* (*Cort. cinchon.*, *Winteran.*, *limon.*, aa ℥ij, *rhus toxicodendr.*, *scilla*, *caucamin. angelica*, aa ℥ss, *fol. absinth.*, *melissa*, aa ℥ij, *baccar. junip.*, *macis*, aa ℥ss, *vin. alb.* Ovij. Macerate and filter. *Ph. P.*) Stimulant, tonic, and diuretic. Dose, f. ℥ss to f. ℥iss.

VINUM EMETICUM, V. antimonii tartarizati.

VINUM ERGOTÆ, *Wine of Ergot.* (*Ergotæ*, cont., ℥ij; *vini* Oj. Macerate for 14 days, with occasional agitation; then express, and filter. *Ph. U. S.*) Dose, m. xx to f. ℥j to produce the peculiar effects of ergot.

VINUM FERRATUM, V. Ferri.

VINUM FERRI, V. *chalybeatum*, *Steel wine*, *Wine of Iron*, *Vinum ferratum*, V. *Martiatum*, V. *Martis*, *Tinctura Martis vino'sa*, *Tinctura Martis cum vino.* (*Iron*, ℥j, *supertartrate of Potass.*, in powder, ℥vj, *distilled water*, Oij or q. s., *proof spirit*, f. ℥xxx. Rub the iron and supertartrate of potass together, and expose them to the air in a flat vessel, moistened with a fluidounce of water, for a fortnight; agitating every day with a spatula, and sprinkling them with water, to keep them moist. Then dry with a gentle heat, and mix with ℥xxx of *dist. water*. Filter the fluid and add the spirit. *Ph. L.*) Tonic. Dose, f. ℥j to f. ℥iv.

It is sometimes made by adding two pints of wine to two ounces of iron filings; macerating and filtering.

VINUM GENTIANÆ COMPOSITUM, V. *Amarum*, *Compound wine of gentian*, *Infusum amarum vino'sum*, *Vinum amarum cum spiritu vini*, *Wine bitters.* (*Rad. gentian. luteæ* ℥ss, *cort. cinchon. offic.* ℥j, *cort. aurant.* ℥ij, *canellæ*

alb. ℥j, *alcohol. dilut.* f. ℥iv, *vini alb. Hispanic.* Oijss. *Ph. E.*) Dose f. ℥j to f. ℥vj.

VINUM HIPPOCRATICUM, Claret—v. *Hispanicum*, *Vinum*—v. *Hordeaceum*, *Cersvisia*—v. *Hydatodes*, see *Hydatoid*.

VINUM IPECACUANÆ, *Ipecacuan'ha wine.* (*Ipecacuan.* cont. ℥ij, *Vini*, Oij.) Macerate for 14 days, express, and filter. Emetic and diaphoretic. Dose, as an emetic, f. ℥iv to f. ℥x.

VINUM DE KINÂ KINÂ COMPOSITUM, V. *cinchonæ compositum*, *Compound bark wine.* (*F.*) *Vin de quinquina composé.* (*Cort. cinchon. pulv.* ℔ss, *guassiaz.*, *cort. Winteran.*, *cort. aurant. sicc.*, aa ℥ss, *alcohol.* (12° to 22° *Beaumé*) Oj. Macerate for 24 hours; and add *vini albi* Ovj. Macerate for four days, and filter. *Ph. P.*) Tonic, febrifuge, and stomachic. Dose, f. ℥ss to f. ℥ij.

VINUM MARTIATUM, V. ferri—v. *Martis*, V. ferri—v. *Medicatum*, see *Claret*.

VINUM MEDICINALE, *Medicated Wine*, *Wine*, holding in solution one or more medicines. Medicinal wines are obtained by macerating or digesting medicinal substances in wine. They differ, of course, according to the nature of the medicine employed, the strength of the wine, &c. In a late Pharmacopœia of the London College, all the wines were changed into weak tinctures; but the old names were left unaltered. Sherry is the wine usually employed. The following are medicated wines.

VINUM MÆRUM, *Acratum*—v. *Nicotianæ tabaci*, V. *tabaci*—v. *Opiatum* fermentatione paratum, *Laudanum abbatis Rousseau*.

VINUM OPII, *Wine of Opium*, *Vinum de opio compositum*, *Laudanum liquidum Sydenhami*, *Laudanum liquidum Hoffmanni*, *Tinctura Thebaïca*, &c., *Ford's laudanum.* (*Opii* in pulv. ℥ij; *cinnam.* cont., *caryophyll.* cont. aa ℥j; *vini* Oj. Macerate for 14 days; express and filter.—*Ph. U. S.*) Narcotic. Dose, grt. xv to f. ℥j.

VINUM DE OPIO COMPOSITUM, V. *opii*—v. *Pitatum*, *Pissites*.

VINUM PORTUGALICUM. *Wine of Portugal* or of *Oporto*. *Port wine*. A strong astringent wine, not much drank in the United States; but greatly used in England.

VINUM QUININE, *Wine of Quinia.* (*Wine* ℔ij, *sulphate of quinia gr. x.* *Mix.*) Dose, f. ℥iss or more; according as it is used as a stomachic, or to arrest ague. A *Vinum Cinchonina* may be made in the same way.

VINUM RHEI, V. *R. palmati*, *Rhubarb Wine*, *Tinctura Rhubarbari Vino'sa*, *Vinum Rhubarbari*, *Elixir Rheii dulcè*, *E. R. Compositum.* (*Rad. rhei* cont. ℥ij, *canellæ* cont. ℥j, *alcohol. dilut.* f. ℥ij, *vini* Oj. Macerate for 14 days; express and filter.—*Ph. U. S.*) Laxative and stimulant. Dose, f. ℥iv to f. ℥iss.

VINUM RHEI PALMATI, V. *Rhei*—v. *Rhenanum*, see *Wine*—v. *Rhabarbari*, V. *rhei palmati*—v. *Rubrum* *Portugallicum*, see *Wine*.

VINUM TABACI, *Vinum Nicotianæ Tabaci*, *Tobacco Wine.* (*Tabac.* ℥j, *vini* Oj. Macerate for 14 days; express and strain. *Ph. U. S.*) Narcotic, diuretic, and antispasmodic. In dropsical cases, colica pictonum, and ileus. Not used. Dose, grt. xx to xxxvj.

VINUM VERATRI, V. *V. albi*, *Wine of White Hellebore.* (*Veratri* cont. ℥iv; *Vini* Oj. Macerate for 14 days, express and filter.—*Ph. U. S.*) In cutaneous affections, and in gout. Dose, ten minims.

VINUM VERATRI ALBI, V. Veratri.
 VIOL, Stuprum.
 VIOLA, *Viola odorata*, *Ion*, *Matronalis*, *Viola*, the *Sweet Violet*, (F.) *Violette à bouquets*, V. *odorante*. The flowers of the sweet violet have a pleasant, peculiar odour, and scarcely any taste. They are slightly laxative.
 VIOLA CANINA. The *Dog Violet*. The root of this plant is emetic and cathartic. Dose, ℞j.
 VIOLA IPECACUANHA, see *Ipecacuanha*—v. Lutea, *Cheiranthus cheiri*—v. Odorata, *Viola*—v. Palustris, *Pinguicula vulgaris*.
 VIOLA PEDA'TA, *Viola*, (Ph. U. S.) This indigenous violet, which grows from New England to Carolina, is regarded by some as a useful demulcent in pectoral affections.
 VIOLA TRI'COLOR, *Heart's ease*, *Pansies*, *Jacea*, *Herba Trinitatis*, (F.) *Pensée*, *P. sauvage*. The decoction of this beautiful little plant has been recommended in diseases of the skin, &c. Its roots are, also, emetic and cathartic.
 VIOLARIA, *Viola*.
 VIOLET, DOG, *Viola canina*—v. Bloom, *Solanum dulcamara*—v. Sweet, *Viola*.
 VIOLETTE À BOUQUETS, *Viola*—v. Odorante, *Viola*—v. des *Sorciers*, *Vinca minor*.
 VIOLIER JAUNE, *Cheiranthus cheiri*.
 VIORNA, *Clematis vitalba*.
 VIPER, EGYPTIAN, *Aspis*—v. Grass, *Scorzonera*—v. Ten inch long, *Echidna ocellata*.
 VIPERA, *Coluber berus*.
 VIPERARIA, *Aristolochia serpentaria*, *Scorzonera*.
 VIPERINA VIRGINIANA, *Aristolochia serpentaria*.
 VIR, Penis—v. Effeminatus, *Gynæcaner*.
 VIRAGO, see *Pogoniasis*.
 VIRGA, Penis—v. *Cereæ*, *Bougie*—v. *Cerebri*, *Pineal gland*.
 VIRGILIA, *Cladrastis tinctoria*.
 VIRGINAL, *Virginalis*, from *virgo*, 'a virgin.' The external genital organs in the virgin.
 VIRGINIA, MINERAL WATERS OF. There are several celebrated mineral springs in Virginia, on the western side of the Blue Ridge. Two *Thermal* springs exist in Bath county. The *Warm Spring*, as it is called, issues with a bold stream, sufficient to turn a mill, and to keep the water of its basin at the temperature of 97°. The *Hot Spring* is a few miles from the Warm. Its temperature is 107°. They are both slightly sulphureous. The *Sweet Springs* are at the eastern foot of the Allegheny, in Botetourt county; 42 miles from the Warm Springs. The water has a temperature of 70°, and is highly impregnated with carbonic acid. The *White Sulphur*, as well as the *Red Sulphur*, and *Salt Sulphur Springs*, are also much celebrated. The Red Spring is affirmed to exert a sedative influence on the pulse, diminishing the number of its beats. About 15 miles from Staunton are *Stribling's Springs*—a sulphuretted water; and near Warrenton, in Fauquier county, there is a sulphureous water, called *Lee's Springs*, which is much frequented.
 VIRGINIA, Hymen.
 VIRGIN'S BOWER, COMMON, *Clematis vitalba*, *Clematis Virginica*—v. Bower, upright, *Clematis recta*—v. Sweet-scented, *Clematis flammula*.
 VIRGIN'S MILK, *Lac Virginis*, *Lac Virginalis*. (F.) *Loit virginal*. A tincture of benjamin or of any other balsam, precipitated by the addition of water, which gives it a milky appear-

ance. Also, subacetate of lead precipitated by water. It has been used as a cosmetic to remove freckles, &c.

VIRGINITAS DEFLORATA, Defloration.
 VIRGO, Girl—v. Aurea, *Solidago virgaurea*.
 VIRGULA, Penis.
 VIRIDE ÆRIS, *Cupri subacetat*—v. *Montanum*, *Cuprum*.
 VIRILE, Penis.
 VIRILITY, Adult age.
 VIROSUS, Virulent.
 VIRTUE, Faculty.
 VIRTUS FORMATRIX, Plastic force—v. *Plastica*, Plastic force.

VIRULENT, *Virulentus*, *Virus*, from *virus*. That which is of the nature of a virus or which is caused by a virus.

VIRUS, from *vis*, 'force.' A Latin word, which signifies poison; but which, in medicine, has a somewhat different acceptation. By it is understood a principle, unknown in its nature and inappreciable by the senses, which is the agent for the transmission of infectious diseases. Thus we speak of the *variolic*, *vaccine*, and *syphilitic virus*. *Virus* differs from *venom* in the latter being a secretion natural to certain animals, whilst the former is always the result of a morbid process;—a *morbid poison*.

VIRUS, Ichor, Poison, Sanies—v. *Vaccine*, see *Vaccina*—v. *Vitale*, *Sperm*.

VIS, Force—v. Adhæsiionis, *Cohesion* (force of)—v. Attractionis, *Cohesion* (force of)—v. Aucta, *Sthenia*—v. Cohæsiionis, *Cohesion* (force of)—v. Conservatrix, *V. medicatrix naturæ*—v. *Elastica*, *Elasticity*.

VIS EXPULTRIX. The organic force by which, it was supposed, the useless was removed from the body.

VIS FORMATIVA, Plastic force—v. *Generatrix*, *Potentia generandi*—v. *Imminuta*, *Asthenia*—v. *Insita*, *Irritability*—v. *Irritabilitatis*, *Irritability*.

VIS MEDICATRIX NATURÆ, *Vis conservatrix*, *Autocrati'a*, *Autonomi'a*, *Autoerato'ria*, *Authy-gian'sis*, *Autotherapei'a*, *Physiat'ricæ*, *Physio-autocrati'a*, *Physi'autocrati'a*. A term, employed by some, to express that instinctive healing power, in an animal or vegetable, by virtue of which it can repair injuries inflicted upon it, or remove disease.

VIS MOR'TUA. Under this name Haller included the mechanical properties of membrane,—flexibility, extensibility, elasticity, &c.—which are totally independent of the vital properties. They remain some time after the complete extinction of life in all its functions; seem to be connected with the mechanical arrangement of particles and the chymical composition of the substance in which they reside, and not to be affected until the progress of decomposition has become sensible.

VIS MUSCULARIS, *Myodynamia*—v. *Plastica*, *Plastic force*—v. *Reproductiva*, *Plastic force*—v. *Vitalis*, *Irritability*.

VIS VITA'LIS, *Vis seu Fac'ultas Zo'tica*, (F.) *Force vitale*. The vital force which distinguishes living matter from the dead. Also, *Irritability*.

VIS ZOTICA, *Vis vitalis*.

VISAGE, *Countenance*.

VISCERA, *Entrails*.

VISCERAL, *Splanchnic*.

VISCERALIS, *Stomachal*.

VISCÈRES, *Entrails*.

VISONIA, *Physconia*.

VISCUM ALBUM, *Mist'letoe, Ixos, Ix'ia, Dabach*, (F.) *Gui*. A parasitic plant, which grows on a number of trees. *Family*, Caprifoliaceæ. *Sex. Syst.* Dìcìcia Tetrandria. That of the oak—*Viscum quercinum*—has been most celebrated, but it does not differ from the others. It was, at one time, much used in epilepsy and other neuroses;—the wood or leaves being given in powder, in the dose of ʒss or ʒj. The berries, also, called *Pommes hémorrhoidales*, from their supposed virtues, are drastic; and, when applied externally, are maturative.

VISIO, Pupil.

VISION, *Vis'io, Visus*, from *videre, visum*, 'to see;' *Opsis, Omnia*, (F.) *Vuc*. The action of seeing. The *sight*. The sight is one of the five senses, and the eye is its organ. By it we distinguish colours and appreciate most of the physical qualities of external objects. The eye is composed of different transparent media, whose curvatures and refractive powers are so combined as to render insensible the aberrations of sphericity and refrangibility, and to concentrate the numerous rays proceeding from more or less distant objects. These rays traverse, successively, the transparent cornea, the aqueous humour, the crystalline, the vitreous humour, and strike upon the retina, on which they impress the figure of the object whence they have emanated; and, in order that no obscurity may arise from the reflections that might otherwise occur, the anterior of the eye is lined by a membrane—the choroid—which is itself covered internally by a dark pigment. This absorbs the light, like the dark pigment in the interior of telescopes, and thus obviates confusion. As the rays proceeding from an object must cross each other in their course to the retina, it follows, that those proceeding from the upper part of an object must fall upon the lower part of the retina, and conversely; so that the object must be impressed upon the retina in an inverted position; yet experience teaches us to appreciate the position accurately.

VISION, COLOURED, Chromopsia—v. Double, Diplopia.

VISORIUM ORGANUM, Eye.

VISORIUS, Visual.

VISUAL, *Visualis, Visor'ius*. Same etymon. That which concerns the sight or belongs to vision.

VISUAL ANGLE is the angle formed by the crossing of two rays, proceeding from opposite points of any body, in their passage through the pupil. It is by the size of this angle, that we judge, to a certain extent, of the size of objects.

VISUS, Vision—v. *Acris, Oxydercia*—v. *Acrior, Nyctalopia*—v. *Coloratus, Chromopsia*—v. *Debilitas, Asthenopia*—v. *Decolor, Achromatopsia*—v. *Dimidiatus, Hemiopia*—v. *Diurnus, Hemeralopia*—v. *Duplicatus, Diplopia*—v. *Hebetudo, Amblyopia*—v. *Juvenum, Myopia*—v. *Lucidus, Photopsia*—v. *Muscarum*, see *Metamorphopsia*—v. *Nocturnus, Nyctalopia*—v. *Senilis, Presbytia*.

VITA, Life—v. *Propria, Irritability*.

VITAL PROPERTIES, see *Properties, vital*.

VITAL PRINCIPLE, *Flam'mula* seu *Aura vitalis, Microcosmetor*, (F.) *Flamme extale, Vital Flame*. The principle which, in association with matter, as in organized bodies, controls its manifestations and properties, and distinguishes organized matter from the inorganic. We know

nothing of this principle, except in its connexion with organization.

VITALBA, *Clematis vitalba*.

VITALITY, *Vital'itas*, from *vita*, 'life.' The vital principle: also used in the sense of vital action, or vital movement.

VITELLINE, *Vitellinus*, from *vitellus*, 'the yolk of an egg.'

VITELLINE DISC, *Proligerous Disc*—v. *Fluid*, see *Vesicula umbilicalis*.

VITELLINE PEDICLE is the pedicle which attaches the umbilical vesicle to the embryo. See *Vesicula umbilicalis*.

VITELLINE POUCH, *Vesicula umbilicalis*—v. *Vessels, Omphalo-mesenteric*.

VITELLO-MESENTERIC, *Omphalo-mesenteric*.

VITELLUM OVI, see *Ovum*.

VITELLUS OVI, see *Ovum*.

VITEX, *V. Agnus Castus, Agnus Castus*, (F.) *Gattilier, Petit Poivre, Poivre sauvage*. *Family*, *Pyrenacæ*. *Sex. Syst.* *Didynamia Angiosperma*. The *Chaste Tree*. The seeds, when fresh, have a fragrant smell, and an acrid, aromatic taste. Formerly, they were celebrated as antaphrodisiacs.

VITI SALTUS, *Chorea*.

VITIATIO, *Stuprum*.

VITILIGINES, *Ephelides*.

VITILIGO, *Lepra*—v. *Alphus, Lepra alphoides*—v. *Melas, Lepra nigricans*—v. *Nigra, Lepra nigricans*.

VITIS ALBA SYLVESTRIS, *Bryonia alba*—v. *Apyrena*, see *V. Corinthiaca*.

VITIS CORINTHIACA. *Family* of the Vines. *Sex. Syst.* *Pentandria Monogynia*. This plant affords the *Uva pas'sæ mino'res, Passæ Corinthiaca, Pas'sulæ mino'res, Uvæ Corinthiaca, Currants*, (F.) *Raisins de Corinthe*. They are the dried fruit of the *Vitis Corinthiaca* or *Vitis apyrena*; and are similar, in their properties, to the raisin.

VITIS IDÆA PALUSTRIS, *Vaccinium oxycoccos*.

VITIS VINIFERA, *Am'pelos, A. Cœnoph'oros*. The *Grape vine, the Vine*, (F.) *Vigne*. Vine leaves and the tendrils have an astringent taste, and were formerly used in diarrhoea, hemorrhage, &c. The juice or sap, called *Lacryma*, has been recommended in calculous disorders and in cases of chronic ophthalmia. The juice of the unripe fruit is called *Verjuice*. The *Grape, Uva, Botrys, Staph'ylé, Rhaz*, (F.) *Raisin*, when ripe, is a wholesome delicious fruit; and, when dried, forms the *Uvæ passæ majo'res, Pass'ulæ majo'res, Uvæ passæ solè sicca'tæ, Raisins*. These are inodorous; and to the taste, subacidulous, sweet, and mucilaginous. They are demulcent and nutritive.

VITIUM, Disease—v. *Caducum, Epilepsy*. **VITIUM CONFORMATIONIS**. A disease or fault of conformation.

VITIUM DIVINUM, *Epilepsy*—v. *Herculeum, Epilepsy*—v. *Scrophulosum, Scrofula*.

VITRARIA, *Parietaria*.

VITREOUS, *Hyaline*—v. *Humor, Corpus vitreum*.

VITREUS, *Hyaline*.

VITRINE AUDITIVE (F.), from *vitrum*, 'glass;' *End'olymph, Liguor of Scarpa, Fluid of Scarpa*. The fluid contained in the membranous labyrinth of the ear, so called from its resemblance to the vitreous humour of the eye.

VITRIOL, *Ferri sulphas*—v. *Blue, Cupri sulphas*—v. *Ceruleum, Cupri sulphas*—v.

Green, Ferri sulphas—v. Roman, Cupri sulphas—v. White, Zinci sulphas.

VITRIOLUM ALBUM, Zinci sulphas—v. Ammoniacale, Ammonia sulphas—v. Cupri, Cupri sulphas—v. Cyprium, Cupri sulphas—v. Ferri, Ferri sulphas—v. Goslariense, Zinci sulphas—v. Martis, Ferri sulphas—v. Romanum, Cupri sulphas—v. Veneris, Cupri sulphas—v. Viride, Ferri sulphas—v. Zinci, Zinci sulphas.

VITRUM, *Hyalos, Glass, Brancia, (F.) Verre*, from *videre*, 'to see.' Glass, coarsely powdered, has been sometimes used to remove specks of the cornea.

Powdered glass has been regarded, but erroneously, as a poison. It acts only mechanically.

The saline scum, which swims on glass when first made, has been used in tooth powders. It is called *Sandveer, Sel de verre, Glass Gall, Fel vitri*, &c.

VITRUM ANTIMONII, see Antimonii vitrum—v. Hypoclepticum, Separatorium—v. Oculare, see Spectacles—v. Sublimatorium, Aludel.

VITTA, *Bandellette, Caul*.

VIVÆSECTIO, Vivisection.

VIVERRA CIVETTA, see Civetta.

VIVIPARITĒ, see Viviparous.

VIVIPAROUS, from *vivus*, 'alive,' and *pario*, 'I bring forth.' An epithet applied to animals whose young are brought forth detached, without requiring to be hatched, as in the *Oviparous*. The condition may be termed *Viviparousness, (F.) Viviparité*. See Generation.

VIVIPAROUSNESS, see Viviparous.

VIVISECTION, *Vivisectio, Vivæsectio, Biotomia*, from *vivus*, 'alive,' and *secare, sectum*, 'to cut.' The act of opening or dissecting living animals.

VOCAL TUBE, see Tube, vocal.

VOCALIS, Vowel.

VOCE DI PETTO, see Voice—v. *di Testa (I.)*, see Voice.

VOICE, *Vox, Audē, Phonē, (F.) Voix*, from *vocare*, 'to name, to call.' An appreciable sound produced by the air, when driven from the lungs, throwing the inferior ligaments of the glottis into vibration. The function by which this is effected has been called *Phonation*. It is a function of *animal life*; and, in animals, is limited to the production of the *simple or instinctive voice*, as well as in the idiot; but, in intellectual man, becomes much more complicated and articulated,—an evidence of his intellectual superiority.

VOICE, ARTICULATED, *Speech, Loque'la, Glossa, Glotta, La'la, Phrasis, (F.) Parole, Voix articulée*, is the voice as produced by the glottis, modified by the motions of the tongue, lips, and other parts of the vocal tube. Most physiologists agree in regarding the glottis, or the space between the thyro-arytenoid ligaments plus the ligaments themselves, as the part where vocal sounds are formed; but the mechanism of this formation is a matter of dispute. The greater part of individuals regard the glottis and its ligaments, with the *vocal tube*, or the space which the sound has to traverse after it is produced in the glottis, as a reed instrument, like the clarinet, the inferior ligaments of the glottis constituting the reed. In speech, as ordinarily effected, the tongue, lips, teeth, &c., are concerned, but there are some authentic cases on record, where it has been accomplished after the tongue has been removed. In such cases, the articulated voice must have been

produced in the glottis alone, or in it aided by an obscure action of the parts above it.

The singing voice is not limited to the larynx; the pharynx would seem to be concerned also. The notes that are produced in the latter have been termed *supra-laryngeal*, or *notes of the second register*. They constitute the *pharyngeal voice, falsetto* or *fauçette voice* or *voce di testa, (I.)*—The *laryngeal voice*, or *voice of the first register*, is the *Voce di Petto, (I.)*

VOICE, BLEATING, Egophony—v. Cavernous, Pectoriloquy.

VOICE, CHOLERIC, *Vox Cholericæ*. The peculiar husky voice of those affected with cholera.

VOICE, CONVULSIVE, *Vox Convulsiva, (F.) Voix Convulsive*. A neurosis of the voice, consisting in the production of discordant sounds—acute and grave—which cannot be brought to the natural tones by any effort of volition. It seems to be caused by disordered contraction of the muscles of the larynx.

VOICE, FALSETTO, see Voice—v. Goat's, Egophony—v. Laryngeal, Laryngophony, see Voice—v. Pharyngeal, see Voice—v. Tracheal, Laryngophony.

VOIE, Way.

VOIES DIGESTIVES, Ways, digestive—v. *Lachrymales*, Lachrymal passages—v. *Premières*, Ways, digestive—v. *Secondes*, Ways, second—v. *Urinaires*, Urinary passages.

VOILE DU PALAIS, Velum pendulum palati—v. *Médullaire inférieure*, Velum medullare inferius—v. *Médullaire supérieure*, Valvula Viessnii.

VOIX, Voice—v. *Articulée*, Voice, articulated—v. *Articulée*, Pectoriloquy—v. *Bourdonnante*, see Resonance—v. *Bronchique*, Resonance—v. *Cavernouse*, Pectoriloquy—v. *Chévrotaute*, Egophony—v. *Égophonique*, Egophony—v. *de Polichinella*, Egophony—v. *Sémile*, Egophony—v. *Tubaire*, see Resonance.

VOLA, Palm—v. *Manūs*, Palm—v. *Pedis*, Sole.

VOLATICA, Lichen.

VOLATILIZATION, *Volatilisa'tio, Volatilisatio*, from *volare*, 'to fly.' The operation of reducing volatilizable substances into gas or vapour.

VOLATISATIO, Volatilization.

VOLIT'ION, *Volit'io*, from *volo*, 'to will.'

The act of willing. Hence:

VOLIT'IONAL, relating to volition. Thus the muscles may be moved by a *volitional* or by an *emotional* impulse.

VOLNUS, Wound.

VOLSELLA, Acanthobolos, Forceps, Madisterium—v. *Patini*, *Vallet à Patin*.

VOLTAISM, Galvanism.

VOLTUS, Countenance, Face.

VOLUNTARY, *Hecv'sius, Voluntarius*, from *voluntas*, 'will.' Relating to the will; as '*voluntary muscles*,' muscles which act in obedience to the will.

VOLUNTAS, *Volent'ia, Arbit'rivum, Cupid'itas, Boule'sis, Bule'sis, Thele'ma, (F.) Volonté*. Will or desire.

VOLUNTAS SEU CUPIDITAS DESESEND'I, *Lubi'do intestini*. The desire to go to stool.

VOLVULUS, Ileus—v. *Intestinatorum*, Intussusceptio.

VOMENDI CONAMEN INANE, Vomiturition.

VOMER, 'a ploughshare;' *Os vomeris, Ara'trum, Os maxill'æ superioris undec'imum*. One of the bones of the face, so called from its resemblance. It is an azygous bone, forming

the posterior part of the septum narium. It is thin, flat, and quadrilateral; and is articulated, below, to the superior maxillary and palatine bones; and above, to the sphenoid, ethmoid, and cornets of Bertin. It is developed by a single point of ossification. Also, the penis.

VOMICA, *Pyocystis*, from *vomere*, 'to vomit,' 'to cast up;' (F.) *Vomique*, *Crachement de pus*. A term used by some authors for any encysted collection of purulent matter in the interior of a viscus. The acceptance is commonly, however, restricted to purulent collections in the lungs, encysted or not, which may be discharged by the mouth, by breaking into the bronchial tubes. Two kinds of vomicae are distinguished; the one caused by the softening or breaking down of pulmonary tubercles; the other, of much more rare occurrence, formed by a circumscribed abscess of the lungs. Instead of opening into the bronchia, the abscess is sometimes discharged into the cavity of the pleura, causing empyema.

VOMICINE, Brucia.

VOMIQUE, Vomica.

VOMIQUIER, *Strychnos nux vomica*.

VOMISSEMENT, Vomiting—*v. de Sang*, Hæmatemesis.

VOMIT, BLACK, Fever, yellow—*v. Black*, Melæna.

VOMIT, DRY, of MARRIOTT. A once celebrated emetic, called 'dry,' from its having been given without solution. It consisted of equal portions of tartrate of antimony and potassa, and sulphate of copper.

VOMITIF, Emetic.

VOMITINE, Emetine.

VOMITING, *Vomitus*, *Vomit'io*, *Vomit'ium*, *Vomitum*, *Evomit'io*, *Anatropé*, *Emesis Vomiti'io*, *Palms vomitus*, *Ægrii'io ventriculi*, *Puking*, *Sickness of the Stomach*, (F.) *Vomissement*, from *vomere*, 'to cast up.' The act by which solids and liquids, contained in the stomach, are ejected by the mouth. Vomiting is the effect of some special irritation of the nerves of the stomach. It is not accomplished solely by the contraction of the stomach, as was for a long time believed. That organ, indeed, assists in the process; but the main cause is the compression exerted upon the parietes of the viscus by the diaphragm and abdominal muscles. Vomiting is a symptom common to numerous diseases. At times, it is sympathetic, as in affections of the kidney, uterus, brain, &c. At others, it is symptomatic, as in gastritis, peritonitis, &c. When very troublesome, it may often be palliated by effervescent draughts, aromatics, sinapisms, or blisters to the epigastric region, &c.

VOMITING AT PLEASURE, Regurgitation—*v. of Blood*, Hæmatemesis—*v. Stercoraceous*, Copremesis.

VOMITIO, Vomiting—*v. Sanguinis*, Hæmatemesis.

VOMITIUM, Vomiting.

VOMITO NEGRO, Fever, yellow—*v. Prieto*, Fever, yellow.

VOMITORIUM, Emetic.

VOMITUM, Vomiting.

VOMITURITION, *Vomituri'tio*, *Emesi'ia*, *Dysemesi'ia*, *Subver'sio stom'achi*, *Vomen'di conu'men in'a'nè*, *Retching*. Same etymon. Ineffectual efforts to vomit. Some authors mean, by this term, a vomiting of but little matter, or that which is effected almost without effort. The first acceptance is the most general.

VOMITUS, Vomiting—*v. Cruentus*, Hæmatemesis—*v. Fæculentus*, Copremesis—*v. Marinus*, *Nausea marina*—*v. Navigantium*, *Nausea marina*—*v. Niger*, Fever, yellow—*v. Pituitosus*, *Blennemesis*—*v. Profusus*, *Hyperemesis*—*v. Purulentus*, *Pyemesis*—*v. Sanguinis*, Hæmatemesis—*v. Stercoris*, Copremesis.

VOÛTE, Vault—*v. Médullaire*, *Corpus callosum*—*v. à Trois piliers*, *Fornix*.

VOWEL, *Vocalis*, from Latin *vox*, 'the voice,' and *voco*, 'to call;' (F.) *Voyelle*. Physiologically, a continuous breath or sound, produced in the glottis; but more or less modified by the form of the vocal tube, through which it has to pass. In the English language, *a, e, i, o, u, w* and *y*, are vowels.

VOX, Voice—*v. Choleric*, *Voite*, choleric—*v. Clangosa*, *Oxyphonia*—*v. Convulsiva*, *Voix Convulsive*—*v. Nasalis*, *Rhinophonia*—*v. Rauca*, *Raucedo*, *Raucous voicé*—*v. Raucisona*, *Raucous voice*.

VOYELLE, Vowel.

VUE, Vision—*v. Courte*, *Myopia*—*v. Diurne*, *Hemeralopia*—*v. Faible*, *Amblyopia*—*v. Longue*, *Presbytia*—*v. Louche*, *Strabismus*—*v. Nocturne*, *Nyctalopia*.

VULGA, Vulva.

VULNÉRAIRE, Vulnerary—*v. Suisse*, see *Falltranck*.

VULNERARIUS, Traumatic.

VULNERARY, *Vulnera'rius*, *Traumat'ious*, from *vulnus*, *vulneris*, 'a wound;' (F.) *Vulnératoire*. A name applied by the ancients to medicines, which they considered capable of favouring the consolidation of wounds. The property has been ascribed to various plants.

VULNERATIO NERVI, Neurotrosis.

VULNUS, Wound—*v. Laceratum*, see *Laceration*—*v. Sclopetarium*, *Wound*, *gun-shot*—*v. Simplex*, *Cut*.

VULNUSCULUM, Wound.

VULPIS MORBUS, Alopecia.

VULTUEUX (F.), *Vultuo'sus*. Corvisart has used the expression, *Face vultueuse*, *Facies vultuo'sa*, for the face, when it is more florid and swollen than in the natural state. This appearance, which is observed in active aneurism of the heart, according to Corvisart, is owing to the afflux of blood into the arterial capillaries, and hence differs from the livid and swollen appearance caused by the accumulation of blood in the venous capillaries, constituting the *Face injectée*.

VULTUS, Countenance, Face—*v. Tetricus* et *Mæstus*, *Scythrospasmus*.

VULVA, Uterus, see *Vulva*.

VULVA, from *valva*, 'a door;' *Hortus*, *Cunus*, *Puden'dum mulie'brè*, *Sinus pudor'is*, *Choirs*, *Arvum*, *Bucca*, *Bulga*, *Cadur'cus*, *Custos*, *Femen*, *An'vulus*, *Femur summum*, *Follic'ulus*, *Fundus*, *Cre'mium*, *Hiat'us*, *Lanu'vium*, *Navis*, *Oppid'ulum*, *Specus*, *Vulga*, *Cymba*, *Saltus*, *Clitor'ium*, *Os'tium*, *Sulcus*, *Amphicæus'tis*, *Concha*, *Porcus*, *Porta*, *Interfemineum*, *Mulie'br'ia*, *Fossa magna mulie'bris*, *Epi'se'ion*, *Es'chara*, *Hor'tulus cupid'inis*, *Bouba'lios*, *Byssos*, *Cava*, *Caverna*, *Delp'hy's*, *Delta*, *Fovea*, *Gynæce'um*, the female puden'dum; the female organs of Generation, the female parts, *Loc'i mulie'bres*, (F.) *Vulvo*. A longitudinal opening between the projecting parts of the external organs of generation in the female, extending from the mons veneris to the perineum, and which is called, also, *Fossa magna*. Some

anatomists, mean, by this term, the whole of the external genital organs of the female:—mons veneris; labia majora, and the cleft or vestibule separating them; the clitoris; nymphæ; meatus urinarius; entrance of the vagina; with the hymen or the caruncula myrtiformes, fossa navicularis and fourchette.

VULVA, *Fora'men commu'nē antērius, Iter ad infundib'ulum, Iter ad tertium ventriculūm, Rima ad infundib'ulum, Apert'ura antērior Ventriculi tertii cerebri.* An opening situate at the junction of the optic thalami, in the third

ventricle of the brain, and immediately beneath the anterior crus of the fornix.

VULVAIRE, *Chenopodium vulvaria.*

VULVAR, *Vulvaris*, from *vulva*. That which relates to the vulva. Chaussier gives this name to the external pudic arteries, because they are distributed to the vulva.

VULVARIA, *Chenopodium vulvaria.*

VULVE, *Vulva.*

VULVITIS; a hybrid word, from *vulva*, and *itis*, denoting inflammation. Inflammation of the vulva.

VULVO-UTERINE CANAL, *Vagina.*

W.

WAD, Graphites.

WAHOO, see *Euonymus*.

WAISICOAT, STRAIT, *Indu'cula*, (F.) *Camisole, Gilet de force.* A dress, used for restraining maniacs, or those labouring under violent delirium. It has long sleeves, which are tied behind the body, so that the arms cannot be extricated from them. It ought, of course, to be made of very resisting materials.

WAKE-ROBIN, *Aurum maculatum, Trillium latifolium.*

WALE, *Wheat.*

WALKING, *Gressus, Inces'sus, Deambulatio, Ambulatio, Badisus*, (F.) *La marche.* The action by which we change place, by means of a succession of steps in the same direction. In walking forwards, the centre of gravity is constantly altered; and a series of small, parabolic curves is described on the heads of the thigh bones, the extent of which is regulated by volition, under the guidance of vision.

WALLACHIA, MINERAL WATERS OF. There are many excellent sulphureous springs in this country, especially those at Bobotsch, Fineschti, Sibitschiudi Suz, Bräsa, Otschiu, Serboneschte, Kimpalungi, Kosia, and Oloeschti. Chalybeate and saline springs have also been found at Sibitschiudi Suz.—Siller.

WALLFLOWER, *Cheiranthus cheiri.*

WALLRUE, *Asplenium ruta muraria.*

WALNUT, *Juglans regia*—w. White, *Juglans cinerea.*

WALTON, MINERAL WATERS OF. A mineral spring near Tewkesbury, in Gloucestershire, England. It is an acidulous chalybeate.

WANT, from past participle of Sax., *panian*, 'to wane'; 'to fall away.' 'Need of that which is necessary.' (F.) *Besoin.* This word is sometimes used to express the imperious necessity which compels us to take food, drink, &c. (See *Hunger and Thirst.*) In a more general sense, it means the impressions transmitted by the organs to the brain, when it is necessary that they should act: these wants are called *instinctive desires* and *internal sensations* or *stimuli*. Such are the desires or wants to eat, drink, void the urine, breathe, (*besoin de respirer*), &c., &c.

WANT, in the sense of Indigence, (L.) *Egestas, Indigentia*, is the cause of a number of diseases.

WARD'S ESSENCE FOR THE HEADACHE, *Linimentum camphoræ compositum*—w. White Drops, see *Hydrargyri nitras*.

WARM SPRINGS, see *Virginia*, mineral Waters of.

WARNERA CANADENSIS, *Hydrastis Canadensis.*

WART, *Verruca*—w. Corneous, *Cornu.*

WASH, BLACK, see *Hydrargyri submurias*—w. Preventive, *Lotion, Hannay's*—w. White, *Liquor plumbi subacetatis dilutus.*

WASHERWOMAN'S SCALL, *Psoriasis diffusa.*

WASP, *Vespa, Spheex*, (F.) *Gulpe.* A genus of gregarious insects, like the bee and the ant. They are armed with a sting, which pours a poisonous fluid into the puncture made by it. (See *Poisons, Table of.*) The best application is the Sp. ammoniæ aromaticus, or some preparation of ammonia.

WASSERBURG, MINERAL WATERS OF. Wasserburg is a town of Bavaria, seated on the Inn, 28 miles east of Munich. The water, called also, *Aqua Agatii*, contains carbonic acid; carbonates of lime and magnesia; sulphates of lime and magnesia; chloride of sodium, carbonate of soda and oxide of iron.

WASSERCUR, *Hydrosudotherapeia.*

WATER, Sax. *wæter*; *Aqua, Hydor*, (F.) *Eau*. Water was at one time regarded as a simple element. It is now known to consist of eight parts by weight of oxygen, and one of hydrogen. It freezes at 32°, and boils at 212°, of Fahrenheit; and is taken as the unit in all tables of the specific gravity of solid and liquid substances.—Water, as we meet with it, is very different in its state of purity; generally, it contains small quantities of saline matter; at other times, as in sea water and mineral waters, it is largely impregnated. The characters of water, as met with under ordinary circumstances, are well compared by Celsus, "*Aqua levissima pluvialis est; deinde fontana, tum ex flumine, tum ex puteo: post hæc ex nive, aut glacie; gravior his ex lacu, gravissima ex palude.*" Pure water is one of the best diluents that can be used. When cold, and especially when iced, it is one of the most useful refrigerants; and, in the form of the cold, tepid, and warm bath, it is serviceable in numerous diseases.

WATER OF AIX LA CHAPELLE, see *Aix-la-Chapelle*—w. Allflower, *Urine, cows'*—w. Barley, *Decoctum Hordei*—w. Binelli, *Aqua Binellii*—w. of Bitter Almonds, *Aqua Amygdalarum concentrata*—w. Brash, *Pyrosis*—w. Brocchieri, *Aqua Brocchierii*—w. Camphor, *Mistura Camphoræ*—w. Canker, *Cancer aquaticus*—w. Carui, strong, *Spiritus carui*—w. Cinnamon, *Aqua cinnamomi*—w. Cinnamon, strong, *Spiritus cinnamomi*—w. Cologne, *Eau de Cologne*—w. Cure, *Hydrosudotherapeia.*

WATER, DISTILLED, *Aqua destillata*, (F.) *Eau distillée, Holy water*, is generally ordered in extemporaneous prescriptions, but is rarely used. In some cases, however, it is absolutely

necessary; as water, containing any saline impregnation—hard water, for example—decomposes certain substances. Distilled water has been recommended as a diet-drink in cancerous affections; and it is used in the religious ceremonies of the Catholic church. In the Pharmacopœia of the United States (1842), it is directed to be made as follows:—Take of *Water*, ten gallons. First distil two pints, and throw them away; then distil eight gallons. Keep the distilled water in glass bottles.

WATER-DOCTOR, see *Uromantia*—*w. Epileptic*, of *Langius*, *Langii aqua epileptica*—*w. Fenel*, *Aqua fœniculi*—*w. Flag*, yellow, *Iris pseudacorus*.

WATER, FLORIDA,—a celebrated perfume, may be made of *Ol. bergami f. Ziv*; *Tinct. benzoin. c. f. Zij*; *Alcohol. cong.*

WATER, GOULARD, *Liquor plumbi subacetatis dilutus*—*w. Holy*, *Water*, distilled—*w. Honey*, see *Mel*—*w. in the Head*, *Hydrocephalus*—*w. Hungary*, *Spiritus rosmarini*—*w. Jags*, see *Varicella*.

WATER, LAKE, *Aqua ex lacu*, (F.) *Eau de lac*, is apt to be impure, from decayed animal and vegetable matters. A great deal will, however, depend upon the magnitude of the collection, and the degree of stagnation.

WATER, LAUREL, see *Prunus lauro-cerasus*—*w. Lavender*, *Spiritus lavandulæ*—*w. Lime*, *Liquor calcis*—*w. Lime*, compound, *Liquor calcis compositus*—*w. Magnesia*, carbonated, *Magnesia fluid*—*w. Magnesia*, aerated, *Magnesia fluid*.

WATER, MARSH, *Aqua paludosa*, (F.) *Eau de Marais*, is the most impure of all. It is generally more stagnant, and of course more loaded with decomposing animal and vegetable matters.

WATER, MINERAL, *Aqua mineralis*, *A. salubris*, *A. medicata*, *Fons salutaris*, *F. medicinalis*, *F. soteris*, *Aqua soteria*, (F.) *Eau minérale*. *Water*, holding in solution different saline and gaseous substances in sufficient quantity to be possessed of medicinal properties, or of a temperature different from that of the ordinary springs of the country.

Mineral waters may be divided into four classes:—1. *Gaseous* or *Acidulous*. 2. *Chalybeate*. 3. *Saline*. 4. *Sulphureous*. These may be *thermal*, or *cold*,—*natural*, or *artificial*. Many of these divisions, however, run into each other; some of the substances, which they hold dissolved, belonging to one class as well as to another.

1. *Gaseous*, *Acidulous* or *Carbonated Mineral Waters*, *Aquæ minerales acidulæ*, (F.) *Eaux minérales gazeuses ou acidules*. The waters referred to this class, are those that contain carbonic acid gas in such quantity as to communicate to it certain sensible qualities. Waters impregnated with free carbonic acid, sparkle when drawn from the spring, or when poured into a glass. They have a sharp, acidulous taste; but become vapid from exposure to the air. Along with the carbonic acid, there are generally present portions of saline, earthy or metallic matter, chiefly carbonates of lime, magnesia, and iron. Waters, highly impregnated with carbonic acid gas, are grateful to the stomach; increase the appetite, and are diuretic; hence, their utility in dyspepsia, hypochondriasis, and gout. Their properties are, of course, modified by the saline matter that may be also contained in them. The most celebrated amongst the acidulous waters are those of Bar, Chateldon, St. Myon, Mont d'Or, Langeac, Seltzer,

Schlengenbad, Sultz matt, Pyrmont, Spa, Carlsbad, Cheltenham, Scarborough, Saratoga, Ballston, and the Sweet Springs of Virginia.

2. *Chalybeate* or *Ferruginous Mineral Waters*, *Aquæ minerales ferruginosæ*, *A. Chalybeatæ*, *A. Martiales*, (F.) *Eaux minérales ferrugineuses*, contain iron—sulphate, chloride or carbonate, generally the latter—held in solution by an excess of acid. Chalybeate waters have a peculiar styptic taste. They are transparent when taken from the spring; but, when exposed for some time to the air, a pellicle forms on the surface, and a deposit of the iron takes place. Chalybeate waters are used as tonics in debility of all kinds; in all cases, in fact, where iron is considered to be indicated. They are the most numerous of all the classes of mineral waters. In the present dictionary, those only are specified which have some celebrity; yet there are upwards of ninety; whilst there are more than sixty of the saline, and upwards of thirty-five of the sulphureous. The most celebrated chalybeates are those of Tunbridge, Scarborough, Spa, Bussang, Forges, Vichy, Pyrmont, Passy, Provins, and Vals.

3. *Saline Mineral Waters*, *Aquæ minerales salinæ*, *Amna alcalizata* (Paracelsus), (F.) *Eaux minérales salines*. Waters, holding in solution different saline substances in greater quantity than the acidulous waters. They differ in properties, according to the salts contained in them. The salts usually present are sulphates, chlorides, and carbonates; and the bases, with which the acids forming these are combined, are soda, magnesia, and lime. Saline mineral waters are usually aperient; and the most noted are those of Seltzer, Sedlitz, Balarruc, Bourbonne-les-Bains, Baden, Epsom, Cheltenham, &c.

To this class may also be added *Sea water*.

4. *Sulphureous Mineral Waters*, *Aquæ minerales sulphuræ*; when warm, termed *Theo-thermæ*, *Theothermæ*, *Fontes sulphurei calidi*, (F.) *Eaux minérales sulfureuses*, *Eaux sulfurées*, *E. sulfureuses*, *E. hépatiques*, &c. These waters owe their distinguishing character to an impregnation of sulphuretted hydrogen, and are at once recognised by their peculiar fetid smell, resembling that of rotten eggs. They usually contain saline substances, which modify their powers. From the action of the sulphuretted hydrogen, they are useful in cutaneous affections; and, from the combined action of this and the saline matter, they are valuable agents in diseases of the digestive organs. They are also employed in cutaneous eruptions; and the warm sulphur baths have been especially celebrated in such cases, as well as in rheumatic affections. The most renowned sulphureous waters are those of Barèges, Bagnères-de-Luchon, Cauterets, Bonnes, Aix in Savoy, Aix-la-Chapelle, Enghien, Harrowgate, Moffat, Virginia Springs, &c.

Some springs, as those of Bath, Buxton, Dax, Matlock, Warm and Hot Springs of Virginia, &c., are almost pure *Thermal Mineral Waters*. They are valuable agents in rheumatic affections; the warmth being equable during the whole period the individual is immersed in them; which cannot be the case in the artificial thermal bath.

The following Table by Dr. Pereira exhibits the composition of some of the principal mineral waters.

FIXED CONSTITUENTS

ENTERING INTO THE COMPOSITION OF SOME OF THE MORE CELEBRATED

MINERAL SPRINGS.

PROPORTIONS IN 10,000 PARTS OF WATER.

NOTE.—In reducing the analyses contained in this Table to a uniform measure, in order to render them susceptible of direct comparison with each other, the old English gallon is assumed to be as = 58,338 grains; the wine pint = 7365 grs., the imperial gallon = 70,000 grs., and the German 16-ounce measure = 7366 grs.

The different salts have been reduced to their elementary constituents by Wollaston's scale of chemical equivalents.

THERMAL.

NAME.	COUNTRY.	ACIDS.			BASES.			Oxide of Iron.	Silica.	SUM.	AUTHORITY AND DATE.	REMARKS.
		Carbo-nic.	Sulphu-ric.	Muri-atic.	Phos-phoric.	Lim-e.	Magne-sia.					
San Restituta.....	Ischia	0	19.30	29.05	34.50	2.08	2.35	3.19	0.40	94.44	Giudice.....	Iron in the state of ferruginous alumina; sub-borate of soda. 2.79. Iron as in San Restituta. Free carbonic acid 18.9; azote; potash 0.83; alumina 0.56; organic extract. 2.37. Minute traces of phosphoric and fluoric acids, strontian, alumina, and manganese.
Gurgitello.....	Ditto	14.55	9.05	11.18	31.45	2.95	2.38	1.39	0.56	74.03	Ditto.....	
Wiesbaden.....	Nassau.	1.38	0.87	33.09	31.99	5.29	0.92	0.05	0.26	57.63	Kastner, 1823	
Carlsbad Sprudel.....	Bohemia	7.45	14.50	6.40	24.55	1.75	0.85	0.02	0.75	54.59	Berzelius, 1822	
St. Nectaire.....	France	15.13	0.97	13.00	23.90	2.45	1.14	0.14	1.00	53.94	Berthier.....	Alumina, a trace; oxide of manganese 2.42. Potash 2.73. The magnesia by Scudamore.
Vichy.....	Ditto.	15.81	1.55	0.72	24.47	0.27	0	0.01	0	42.75	Ditto.....	
Ems (Kranchesquelle).....	Nassau	20.32	0.76	2.43	14.87	2.65	1.45	0.65	trace	42.74	Kastner, 1830...	
Olmittelö.....	Ischia.	0	6.91	5.95	5.98	0	1.80	0	0.42	24.43	Giudice.....	
Bath (King's Bath).....	England	2.38	8.71	0	2.79	5.29	0.77	0.03	0.37	20.63	Phillips.....	
Mont d'O.....	France	2.86	0.36	2.05	4.74	0.90	0.28	0.01	2.10	13.39	Berthie.....	
Geysir.....	Iceland	0	0.81	1.32	2.74	0	0	0	5.40	10.75	Black, 1791.....	
Chaudes Aigues.....	France	30.7	0	0.86	3.12	1.01	0.59	0.15	1.16	9.96	Berthier.....	
Ryum [Reikum].....	Iceland	0	0.71	1.55	2.43	0	0	0	3.73	8.47	Black, 1791.....	
Bristol Hot-well.....	England	1.02	2.25	1.17	1.17	0.82	0.43	0	0	8.19	Carrick, 1797...	
Schlangenbad.....	Nassau	3.50	0	0.89	2.42	0.90	0.53	0	0	6.96	Kastner, 1823...	
Teplitz.....	Bohemia	1.89	0.40	0.20	2.62	0.36	0.18	0.03	0.42	6.24	Berzelius, 1822...	
Buxton.....	England.	0.78	0.06	0.28	0.19	1.04	0.04	0	0	2.70	Scudamore, 1820	

COLD.

Vicar's Bridge	Scotland	0	203.00	0.18	0.16	2.55	13.2	1013.00	0	563.10	Connell, 1831	Potash, a trace.
Pullnas	Bohemia	4.63	182.83	17.20	75.00	20.38	45.45	0	0.24	341.1	Struve	Potash 3.55. Nitric acid 7.75; phosphoric acid; potash 3.61; strontian. 0.03; alumina; oxide of manganese.
Saidschutz	Ditto	4.81	97.43	1.43	14.20	6.02	41.92	trace	0.16	177.4	Ditto	Traces of iod. & brom. by Daubeny.
Leamington (Royal Pump)	England	0	20.80	71.90	57.90	12.00	4.95	1.09	0	153.9	Thomson, 1830	
Harrowgate (old sulphur well)	Ditto	1.20	0.80	76.83	60.50	4.47	1.94	0	0	145.4	Scudamore, 1819	
Airthrey (first spring)	Scotland	0	4.25	76.46	32.10	32.50	0.31	0	0	127.4	Thomson, 1828	
Cheltenham (old well)	England	0	11.05	50.65	45.80	4.26	1.22	trace	0	111.6	Scudamore, 1819	
Hartfell aluminous chalyb.	Scotland	0	63.23	0	0	0	0	40.00	0	101.3	Thomson, 1828	
Isle of Wight	England	0	48.58	2.95	6.85	5.68	0.82	14.60	0.96	88.21	Marcet	Alumina 5.10. Alumina 7.77.
Marienbad (Ferdinandsquelle)	Bohemia	9.52	27.60	9.50	38.05	2.87	1.67	0.12	0.50	86.18	Steinmann, 1820	Phosphoric acid, lithion, strontian, alumina, manganese, by Berzelius.
Dunblane (north spring)	Scotland	0.30	2.23	33.55	15.30	14.04	0	0.23	0	63.21	Murray, 1814	
Vals	France	22.48	0.29	3.00	33.34	1.60	0.22	0.06	0.45	61.17	Berthier	
Bilin	Bohemia	20.51	3.40	1.44	28.47	2.47	1.60	0.10	0	57.46	Reuss, 1788	
Franzenbad (Franzensbrunn)	Ditto	5.44	18.50	6.21	26.70	1.26	0	0.37	0.48	55.80	Tromsdorff, 1820	Phosphoric acid, lithion, strontian, alumina, manganese, by Berzelius.
Piteuthly	Scotland	0.30	0.73	27.20	8.50	13.99	0	trace	0	46.95	Murray, 1814	
Roisdorf	Rhenish Prussia	6.76	2.50	9.70	15.00	1.78	1.33	0.07	0.21	38.11	Bischof, 1826	Potash.
Epsom	England	2.50	14.80	4.21	5.64	11.80	0	0	0	37.94	Daubeny, 1830	Trace of bromine.
Selters (Nieder)	Nassau	5.37	0.18	9.92	16.06	1.37	1.00	0.12	0.38	34.00	Bischof, 1826	Phosphoric acid 0.19.
Fachingen	Ditto	11.49	0.12	2.63	15.63	1.83	1.09	0.07	0.11	32.98	Ditto	Phosphoric acid 000.5.
Soden	Ditto	3.35	0.07	12.30	10.72	4.08	0.06	0.08	0.06	30.89	Meyer, 1820	
Moffat	Scotland	0	2.80	13.60	12.75	0.68	0.26	0	0	30.03	Thomson, 1838	
Pymont	Germany	4.03	9.83	0.99	1.29	8.56	1.98	0.36	0.68	27.89	Struve	Phosphoric acid, potash, strontian, manganese.
Marienfels	Nassau	4.83	0.18	1.88	3.42	2.20	1.27	0.10	trace	15.99	Kastner	Potash 1.19; strontian, manganese, phosphoric acid.
Strathpeffer (pump-room)	Scotland	0	9.32	2.17	6.18	2.33	0.30	0	0	15.36	Thomson, 1828	Potash.
Geilnau	Nassau	6.00	0.07	0.18	5.08	1.46	1.40	0.13	0.14	14.66	Bischof, 1826	Phosphoric acid .019.
Weilbach	Ditto	3.61	0.81	1.31	4.60	1.55	2.05	0	0	14.40	Creve, 1810	Sulphur resin 0.48.
Hartfell Spa	Scotland	0	2.76	3.05	0	2.30	0	2.49	0	9.95	Thomson, 1828	Alumina, a trace.
Langenschwalbach (Wembrunn)	Nassau	3.84	0.12	0.12	0.34	1.55	1.95	0.67	trace	8.58	Kastner, 1829	Potash, lithion, iodine, strontian, alumina, manganese, phosphoric acid.
Spa	Germany	6.63	0.51	0.33	0.92	0.74	0.72	7.90	0.68	5.92	Struve	Phos. acid; potash 0.59; manganese.
Carlsbad (Sauerling)	Bohemia	0.28	0.13	0.07	0.28	0.16	0.06	0.06	0.61	1.42	Berzelius, 1822	Phosphoric acid, fuate of lime, alumina, oxide of manganese.
Tunbridge	England	0.20	0.14	0.29	0.19	0.39	0.02	0.38	0.07	1.32	Scudamore, 1816	Oxide of manganese.
Malvern	Ditto	0.32	0.14	0.04	0.55	0.03	0.02	0.04	0	1.01	Phillip, 1805	

WATER, MINERAL, Acidulous water, simple. WATERS, MINERAL, ARTIFICIAL, (F.) *Eaux minérales artificielles ou factices*. These are imitations of the natural; and some of them—as the factitious Cheltenham water, and Sedlitz water—answer the purpose of the natural water tolerably well. The acidulous and chalybeate waters are, however, most easily imitated.

WATER, NUTMEG, Spiritus myristicæ—w. Parsnep, creeping, Sium—w. Pennyroyal, spirituous, Spiritus pulegii—w. Peppermint, Aqua menthæ piperitæ—w. Qualm, Pyrosis.

WATER, RAIN, *Aqua pluvialis*, (F.) *Eau de pluie*, when collected at a distance from houses or other elevated objects, is the purest natural water, and has the least specific gravity. The only bodies which it usually holds in solution, are carbonic acid, and minute traces of carbonate of lime and chloride of calcium.

WATER, RIVER; *Aqua fluvialis*, is derived from the conflux of numerous springs and rain water. It is, generally, pretty pure.

WATER, ROSE, Aqua rosæ.

WATER, SEA, *Aqua Marina*, *Humor Doridis*, (F.) *Eau de Mer*. This contains chloride of sodium, magnesium and calcium, and sulphate of magnesia. It is cathartic and forms the usual glyster at sea. It makes an excellent tonic bath; superior in most cases—especially in scrofula—to the fresh water bath.

WATER, SEYDSCHUTZ, Sedlitz water.

WATER, SNOW, *Aqua nivæ*, (F.) *Eau de neige*, has usually been deemed unwholesome. It exactly resembles rain water in composition, and is equally salubrious.

WATER, SODA, Acidulous water, simple—w. Spearmint, Aqua menthæ viridis.

WATER, SPRING, *Aqua fontana*, *Hydrogê*, (F.) *Eau de fontaine*, contains, in addition to the substances detected in rain water, more or less sulphate of lime. When this is to such an extent as to curdle soap, the water is said to be *hard*; if not, *soft*. Hard water is, of course, inferior to soft, for domestic and medicinal purposes.

WATER, STYPTIC, Sydenham's solutio sulphatis cupri composita—w. Tar, see Pinus sylvestris.

WATER, WELL, *Aqua putealis*, (F.) *Eau de puit*, *Eau de source*, is the same as spring water, but liable to impregnation, owing to the land springs filtering into the wells, and conveying impurities into them.

WATERS, DISTILLED, *Aqua destillatæ*—w. Discharged or broken, Profusio aquæ—w. First, Primitiæ.

WATTWEILER, MINERAL WATERS OF. Wattweiler is a small town in the department of Haut-Rhin, at the foot of the Vosges. The waters are acidulous chalybeates, and contain carbonates of iron, lime, and soda; chloride of sodium, and free carbonic acid.

WAX, MYRTLE. A wax obtained from the fruit of *Myrica cerifera*. It has been prescribed in dysentery.

WAX, YELLOW AND WHITE. Cera flava et alba.

WAXING KERNELS, *Crescentiæ*, (F.) *Croissances*, *Croissants*, *Glandes de croissance*. A popular term for small tumours, formed by an enlargement of the lymphatic glands—in the groins of children particularly. They have been looked upon as connected with the growth of the body,—hence their name.

WAY, Saxon *wæð*, *Via*, *Passage*, *Odos*, (F.) *Voie*. A name given to different canals.

WAYS, DIGESTIVE, *Digestive Passages*, *Prima Via*, (F.) *Voies digestives*, *Premières voies*, are the series of hollow organs of digestion, composed of mouth, œsophagus, stomach, and small and large intestines. The term is often restricted to the first three of these.

WAYS, SECOND, *Second Passages*, *Secundæ viæ*, (F.) *Secondes voies*, comprise the chyli-ferous, lymphatic and blood vessels.

WEAKSIGHTEDNESS, Asthenopia.

WEAL, Wheal.

WEANING, from Saxon *wenan*, 'to wean;' *Ablactatio*, *Apogalactismus*, (F.) *Sévrage*. The act of depriving the infant, permanently, of the breast, in order to feed it on other and more solid nourishment.

WEANING BRASH, see Brash, weaning.

WEATHERCOCKS, Impatiens.

WEB, MUSCULAR, Panniculus carnosus.

WEB-EYE, Caligo.

WEDGED, (D.) *wegge*, *Inclusus*, *Inhærens*, (F.) *Enclavé*. The head of the fetus is said to be wedged in the pelvis, when it remains fixed notwithstanding the uterine efforts.

The condition is called *Inclavatio seu Inclavatio fatûs*, *Sphenosis*, *Inhærens*, (F.) *Enclavement*. See Paragomphosis.

WEED IN THE BREAST, Mastodynia apostematosa—w. Dyer's, Reseda luteola—w. Field, Anthemis cotula—w. Horsefly, Sophora tinctoria—w. Milk, Apocynum androsæmifolium—w. Soldiers', Matico—w. Silver, Potentilla anserina.

WEeping, Fletus.

WEIGHT, from Saxon *wægan*, 'to weigh;' (F.) *Pésanteur*. A sensation of heaviness or pressure over the whole body, or over a part,—the stomach or head for example.

WEIGHTS AND MEASURES, *Pondera et Mensura*, (F.) *Poids et Mesures*. The importance of possessing a uniform system of weights and measures has impressed the scientific of all countries, and numerous endeavours have been made to accomplish the object. It is, however, a matter of considerable difficulty, and one not likely to be attained. The new French measures are upon decidedly the best footing, but they are not adopted out of France. The greatest diversity prevails over Europe in the measures both of weight and capacity. Some of the following tables will show, that every subdivision of the pound, as well as the pound itself, differs in England and in France.

WEIGHTS.

Troy Weight, as used by the British Apothecaries.—*Pondus pharmaceuticum seu medicinalè*.

The pound lb	} contains	12 ounces.
The ounce ℥		8 drachms.
The drachm ʒ		3 scruples.
The scruple ʒ		20 grains.
The grain gr.		

These, and the signs by which they are denoted, are the same in all the British Pharmacopœias, as well as in the American.

lb.	Oz.	Dr'ns.	Scrup.	Gra.
1 =	12 =	96 =	288 =	5760
	1 =	8 =	24 =	480
		1 =	3 =	60
			1 =	20

Poids de Marc.

The pound	} contains {	16 ounces.
The ounce		8 drachms.
This drachm		3 scruples.
The scruple		24 grains.
The grain		

Avoirdupois.

Pound.	Ounces.	Drachms.	Troy grains.
lb. 1	= 16	= 256	= 7000
	1	= 16	= 4375
		1	= 27,34375

The avoirdupois drachm is sometimes divided into three scruples, and the scruple into ten grains. The pound of 7680 grains avoirdupois = 7000 grains troy, and hence 1 grain troy = .097 grain avoirdupois.

The *Poids de Marc* is that employed by the French Pharmacians, when the new weights are not.

The following Tables exhibit the relative value of the old French and English weights.

<i>Poids de Marc.</i>	<i>Troy Wt.</i>	<i>Avoird.</i>	<i>Troy grs.</i>
1 pd. (<i>livre</i>)	= 1.31268 lb	= 1.080143 lb	= 7.561
1 oz. (<i>once</i>)	= .984504 oz	= 1.080143 oz	= 472.5625
1 dr. (<i>gros</i>)	= .954504 dr		= 59.0703125
1 gr.			= .820421

Troy.	<i>Poids de Marc.</i>	French grains.
1 pound.	= 0.76180 lb.	= 7561
1 ounce.	= 1.01574 once	= 585.083
1 drachm.	= 1.01574 gros	= 73.135
1 grain.		= 1.219

Avoirdupois.	<i>Poids de Marc.</i>	French grains.
1 pound	= 0.925803 lb.	= 8532.3
1 ounce	= 0.925803 once.	= 533.27

To convert French grains into Troy grains, divide by	} 1.2189
Troy grains into French grains multiply by	
French ounces into Troy ounces, divide by	} 1.015734
Troy ounces into French ounces, multiply by	
To convert French pounds (<i>poids de marc</i>) into Troy pounds, multiply by	} 1.31268
Troy pounds into French pounds, divide by	

Troy grain.	<i>Poids de Marc or French grain.</i>
1	= 1.219
2	= 2.438
3	= 3.657
4	= 4.876
5	= 6.095
6	= 7.314
7	= 8.533
8	= 9.752
9	= 10.971

French grain.	Troy grain.
1	= 0.8233
2	= 1.6406
3	= 2.4609
4	= 3.2812
5	= 4.1015
6	= 4.9218
7	= 5.7421
8	= 6.5624
9	= 7.3827

New French Decimal Weights.

Milligramme	=	Troy grains.	
Centigramme	=	.0154	
Decigramme	=	1.5444	
Gramme	=	15.4440	lb. oz. dr. gr.
Decagramme	=	154.4402	= 0 0 2 34.4
Hectogramme	=	1544.4023	= 0 3 1 44.4
Kilogramme	=	15444.0234	= 2 8 1 24
Myriagramme	=	154440.2344	= 26 9 6 0

Comparative Value of the French Medicinal Pound and that of other Places.

	lbs.	oz.	dr.	gr.
Germany	0	15	4	48
Amsterdam	1	00	0	42
Belgium	1	00	0	42
Reece	1	00	0	00
Copenhagen	0	15	3	20½

Florence	0	11	0	50	divided into 12 oz.
Genoa	0	10	5	60	do.
Geneva	1	00	0	18	
Hamburg	0	15	2	15	
Lisbon	0	15	7	68	
London	0	12	3	12	divided into 12 oz.
Madrid	0	15	0	16	
Milan	0	9	3	00	
Monaco	0	15	2	23	
Naples	0	10	7	54	divided into 12 oz.
Paris	1	00	0	00	divided into 16 oz.
Rome	0	11	0	50	do. into 12 oz.
Stockholm	0	13	7	8	
United States	0	12	3	12	divided into 12 oz.
Warsaw	1	10	4	24	
Venice	0	8	6	00	
Vienna	1	2	2	32	

MEASURES OF CAPACITY.

English Measure of Fluids.

The gallon (<i>congius</i>)	} contains {	8 pints.
The pint (<i>octarius</i>)		16 fluidounces.
The fluidounce		8 fluidrachms.
The fluidrachm		60 minims.
The minim		℥

Proportions of the Apothecaries and Wine

Gal.	Pints.	Fluidoz.	Fluidr.	Minims.	Cub. inches.
1	= 8	= 128	= 1024	= 61440	= 231
	1	= 16	= 128	= 7680	= 28.875
		1	= 8	= 480	= 1.8047
			1	= 60	= .2256

Imperial Measure, adopted by the London College in their Pharmacopœia of 1836.

Gallon.	Pints.	Fluidounces.	Fluidrachms.	Minims.
1	= 8	= 160	= 1280	= 76800
	1	= 20	= 160	= 9600
		1	= 8	= 480
			1	= 60

Comparative Value of the Proportions of the Wine and Imperial Gallons.

Wine.	Pints.	Fluidoz.	Fluidr.	Minims.
1 gallon	= 6	= 13	= 2	= 23
1 pint	=	= 16	= 5	= 18
1 fluidounce	=	= 1	= 0	= 20
1 fluidrachm	=	=	= 1	= 2½

Imperial.	Gallon.	Pint.	Fluidoz.	Fluidr.	Minims.
1 gallon	= 1	= 1	= 9	= 5	= 8
1 pint	=	= 1	= 3	= 1	= 38
1 fluidounce	=	=	= 7	= 1	= 41
1 fluidrachm	=	=	=	= 1	= 58

French Measures of Capacity.

Approximate comparison between the ancient French Measures of Capacity, and the new, and conversely.

Millilitre	=	.061028	=	16.2318 minims.
Centilitre	=	.610280	=	2.7053 fluidrachms:
Decilitre	=	6.102800	=	3.3816 fluidounces.
Litre	=	61.028000	=	2.1135 pints.
Decalitre	=	610.280000	=	2.6419 gallons.
Hectolitre	=	6102.800000		
Kilolitre	=	61028.000000		
Myrialitre	=	610280.000000		

Measures of Length.

1 line, the 12th part of an inch.	
3 barley corns	1.000
A palm or hand's breadth (Scripture measure)	3.648
A hand (horse measure)	4.000
A span (Scripture measure)	10.944
A foot	12.000
A cubit (Scripture measure for common purposes)	18.000
A cubit (Scripture measure for sacred purposes)	21.888
A Flemish ell	27.000
A yard	3 ft. 00
An English ell	3 " 09
A fathom or toise	6 " 00

New French Measures of Length.

	English inches.			
Millimètre	0.039			
Centimètre	0.393			
Decimètre	3.937	yd.	ft.	inch.
Mètre	39.371	= 1	0	3.37

VALUES OF THE GRECIAN, ROMAN, AND ARABIAN WEIGHTS AND MEASURES IN POIDS DE MARC.

1. Weights of the Ancient Greeks.

	lbs.	oz.	dr.	gr.
The talent	=	54	2	5 24
The mina	=	14	3	40
The drachm	=		1	11
The obolus	=			13
The ceration	=			4
The chalcus	=			2
The septon	=			1/2

2. Weights of the Ancient Romans.

	oz.	dr.	gr.
The pound (libra)	10	6	48
The ounce (uncia)		7	16
The duella		2	20
The sicilicus		1	58
The sextula		1	14
The consular denier, denarius		1	2
The imperial denier or drachm, drachma			65
The victoriatius			37
The scriptulum or scrupus			21
The obolus			11
The sitiqua			4

The Greeks divided their obolus into *chalcæ* and *lepta*: some divided it into 6 *chalcæ*, and each *chalcus* into 7 *lepta*; others into 8 *chalcæ*, and every *chalcus* into 8 *lepta* or *minuta*.

Dr. Milligan, in his edition of Celsus, gives the following table, exhibiting the Troy weight of measures of capacity and of weight in use amongst the Romans.

	Urna.	Libra.	Uncia.	Denarius.	Scrupulus.	Sextans.	Chalcus.	Grana.
Amphora,	=2	=80	=960	=6720	=20160	=40320	=403200	=420480
Urna,	1	=40	=480	=3360	=10560	=20160	=210600	=210240
Congius,	1/2	=10	=120	=840	=2540	=5040	=50400	=52920
Sextarius,		1/4	=20	=140	=420	=840	=8400	=8760
Libra,		1	=12	=84	=252	=504	=5040	5225
Hemina,			84.7	=60	=180	=360	=3600	3759
Acetabulum,			21.7	=15	=45	=90	=900	939
Sesqui-cyathus,			21.7	=15	=45	=90	=900	939
Cyathus,			13.7	=10	=30	=60	=600	626
Sescuncia,			1 1/2	=10 1/2	=31 1/2	=63	=630	657
Uncia,			1	=7	=21	=42	=420	438
Cochleare,				2 1/2	=7 1/2	=15	=150	156
Drachma,				1	=3	=6	=60	62.4.7
Denarius,				1	=3	=6	=60	62.4.7
Scrupulus,					1	=2	=20	20.2.3
Scrupulus dimidiatus,					1/2	=1	=10	10.1.3
Obolus,						1	=10	10.1.3
Sextans,						1	=10	10.1.3
Chalcus,							1	11.30

He gives also the following 'Carmen Mnemonicum,' which exhibits the analogies of the Roman and British imperial weights.

To the congius and gallon, each, ten pounds allow,

On the bushel and amphora eighty bestow;

Rome's pound, as in Troy weight, twelve ounces obtains,

But her ounce is above dupondis, strictly, in grains:

Denarii drams, scruples scrupuli define,

Sextarius answers to our bottle of wine,

And the mina's a short pint—fourteen ounces in fine.

3. Weights said to be of the Arabians, Modern Greeks, and Latins of the barbarous periods of the Middle Ages.

	oz.	dr.	gr.
The alchemion	14	3	40
The manes or ominus	10	6	25
Sacros, augthen, adar, assatil	7	16	7
The great or royal nut	3	44	
The sextarius, stater	3	44	
The lesser nut	2	50	
Alivunus	2	29	
Aurcus, Alcolobus	2	14	
The hazel nut, bendacata, holca, alchi, darchimi, atagochilos, ologinat, naboch	1	11	
The acorn, lupine, Egyptian or Syrian bean, the bachil	42		
The Alexandria bean or tremessis	30		
The Greek bean or gramme, the kermet, gonum, harmi, gracchus	21		
The ring, cumulus, seminet, onolasic, onolasaal	11		
The dantich	8		
The kirat, alkilat, kararit.	4		

1. Greek Measures.

	lbs.	oz.	dr.	gr.
The metretes	84	4	3	00
The chus, chaa, congius	7	0	2	66
The xrestes	1	1	7	44
The cotyla	8	7	58	
The tetarton	4	3	65	
The oxybaphon	2	1	69	

The cyathos	1	4	00
The concha			6 00
The mystron			3 00
The chama minor			2 00
The cochlearion			1 00

2. Roman Measures of Capacity.

	lbs.	oz.	dr.	gr.
The amphora or cadus	55	2	7	24
The urna	25	1	3	48
The congius	7	0	2	66
The sextarius	1	4	7	44
The hemina	10	1	18	
The quartarius	5	0	45	
The acetabulum	2	4	23	
The cyathus or small glass	1	5	30	
The ligula or spoonful			3 24	

3. Measures said to be of the Arabian, Arabist, and Latin Physicians of the Middle Ages.

	lbs.	oz.	dr.	gr.
The missohaos weighed	3	8	1	33
Aben, kirt, ejub, eberia, or Roman mina	1	6	0	00
The phial, hassitus, or hassitinus	10	1	18	
The calix or rjelat	5	0	44	
The handful, pugilum, cornusum	3	2	68	
The hasusuf, acasase, or anesime	2	4	20	
The conos or coatus, alcantus or almunesi, brialæ cuabus	1	5	34	
The lesser bachates			5 55	
The largest spoonful			4 44	
A spoonful			1 52	
The colanos or reclanarium			1 28	
A small spoonful or flagerina, or cyanes			1 11	
The smallest spoonful or fahaliel			4 42	

Besides the weights and measures above mentioned, employed by the moderns, there are modes of estimating the quantities of substances by approximation. For example:—

A glassful or cupful, ((F.) Verre), is reckoned to contain 4 or 5 fluidounces.

A wine-glassful, 1 1/2 ounce or two ounces.

A table-spoonful, ((F.) Cuiller à bouche) about half an ounce.

A coffee or dessert-spoonful, about 3 drachms.

A tea-spoonful, a fluidrachm.

A *handful, manipulus*, ((F.) *Poignée*), as much as can be held in the hand.

The *Pugillus* is as much as can be held by the three fingers. ((F.) *Pincee*.)

These last quantities are occasionally prescribed by the French practitioners. Their weights must, of course, vary, according to the article. The authors of the Parisian codex have valued them, as regards certain substances.

	French	oz. dr.
A <i>Manipulus</i> of barley weighs		3 2½
" linseed		1 4
" linseed meal		3 3
" dried mallow leaves		1 3
" dried chicory leaves		1 0
" flowers of the tilia		1 2½
	dr. scr. gr.	
A <i>Pugillus</i> of chamomile flowers weighs		2
" arnica		1 2
" marsh-mallow		1 1
" mallow		60
" fennel seeds		1 60
" aniseed		1 ½

A *hen's egg*, newly laid, weighs about 2 ounces and 2 drachms: when deprived of its shell, 2 ounces. The *white* weighs 1 ounce, 2 drachms, and 57 grains: the *yolk*, 5 drachms and 15 grains.

WELD, *Reseda luteola*.

WELK, *Acne*.

WEMDING, MINERAL WATERS OF.

These waters are situate about four leagues from Donawert in Bavaria. They contain sulphuretted hydrogen; carbonates of lime, magnesia, and soda; sulphates of lime and magnesia; a little chloride of calcium, and oxide of iron; and are much used in asthenic diseases.

WEN, Sax. *pen*, *Lupia*, *Tumour*, (F.) *Loup*. A name given to circumscribed, indolent tumours, without inflammation or change of colour of the skin. They may be met with in almost every part of the body. Their magnitude, as well as nature, is very variable. The term is sometimes given to an encysted tumour, and to bronchocele.

WESTERN ISLANDS, Azores.

WEST INDIES, (CLIMATE OF.) The climate of the West Indies has long been regarded as favourable to the consumptive. In confirmed consumption, it appears, however, to be positively injurious. As a prophylactic for those predisposed to consumption, it is generally favourable. The nature of the patient's constitution, in regard to the effects of elevated temperature, has always to be taken into account. In diseases, that are benefited by warm climates, the West Indies afford an appropriate residence. The islands in which the invalid can best obtain all the advantages of the climate, are Jamaica, Barbadoes, St. Vincents, Antigua, St. Kitts, and Santa Cruz.

WHAHOO, see *Euonymus*.

WHEAL, *Weal*, *Wale*. A ridge, or elevation of the skin, produced by a rod or whip; or like that produced in this manner. Such elevations are seen in urticaria.

WHEAT, *Triticum*—w. Indian, *Zea mays*—w. Turkey, *Zea mays*.

WHELK, *Acne*—w. Chin, *Sycosis*—w. Rosy, *Gutta rosea*.

WHEY, *Serum lactis*—w. Rennet, see *Serum lactis*—w. Tamarind, see *Tamarindus*.

WHISKY, see *Spirit*. A spirituous liquor obtained from oats, potatoes, &c., by distillation.

WHISKY LIVER, Liver, nutmeg.

WHISTLING, *Sifflement*.

WHITE, Flake, *Plumbi subcarbonas*—w. Ball, *Cephalanthus occidentalis*—w. Leaf, *Pyrola maculata*, *Spiraea tomentosa*—w. Leg, *Phlegmatia dolens*—w. Matter of the brain, see *Cerebrum*—w. Root, *Asclepias tuberosa*—w. Spanish, *Bismuthi*, *subnitrate of*—w. Swelling, *Hydrarthrus*—w. Swelling of lying-in women, *Phlegmatia dolens*—w. Sulphur, see *Virginia*, mineral Waters of—w. Weed, *Chrysanthemum leucanthemum*—w. Wood, *Liriodendron*, *Tilia*.

WHITENESS OF COMPLEXION, *Palleness*.

WHITES, THE, *Leucorrhœa*.

WHITLOW, *Paronychia*.

WHOOPIING-COUGH, *Pertussis*.

WHORLYWORT, *Leptandria purpurea*.

WHORTLEBERRY, *Vaccinium myrtillus*,

Vaccinium vitis idæa—w. Bears', *Arbutus uva ursi*.

WHORTS, BLACK, *Vaccinium myrtillus*.

WIDOW-WAIL, *Cneorum tricoceum*, *Daphne Alpina*.

WIESBADEN, MINERAL WATERS OF, see *Wisbaden*.

WIESSAU, MINERAL WATERS OF.

These waters are situate about four leagues from the convent of Waldsassen in Bavaria. They contain carbonic acid; carbonates of lime and magnesia; chlorides of calcium, magnesium, and aluminum; carbonate of soda, and much oxide of iron. The Bavarians consider them to resemble the waters of Pyrmont.

WILD, Sax *rib*, (D.) *Wild*. An epithet given to the countenance, when not in harmony with the condition of the individual, and indicating strong, mental emotion;—a *wild look*, (F.) *Physionomie égarée*.

WILDUNGEN, MINERAL WATERS OF.

Wildungen is situate a few miles from Cassel in Germany. In its neighbourhood are several mineral springs; the chief of which, according to Stucke, contain a bituminous matter; chloride of sodium and sulphate of soda; carbonate and sulphate of lime, &c. They are used, chiefly, as refrigerants.

WILL, *Voluntas*.

WILLOW, *Salix*—w. Herb, common, *Lythrum salicaria*—w. Herb, purple, *Lythrum salicaria*—w. Red, *Cornus sericea*—w. Rose, *Cornus sericea*—w. Sweet, *Myrica gale*.

WIND, Sax. *wind*, *Ventus*, *Anemos*, (F.) *Vent*. Winds exert considerable influence on the animal economy; acting by their temperature, which necessarily modifies that of the circumambient air, as well as by their moisture or dryness, and by the emanations of different kinds, which they transport to greater or less distances. The winds which blow over a considerable extent of country, are dry and serene: those which come from the ocean, are moist and chilly.

WIND DROPSY, *Emphysema*—w. Flower, *Anemone*—w. Pipe, *Trachea*—w. Root, *Asclepias tuberosa*.

WINDY, *Flatulentus*, *Flatulent*, (F.) *Ventoux*. That which causes wind or flatulence; also, that which is caused by wind or flatulence; as *windy food*, *windy colic*, &c. Also, one affected with flatulence, or who is 'troubled with the wind.'

WINE, Sax. *Pin*, (G.) *Wein*, originally, perhaps, from *ovos*; *Cenos*, *Vinum*, (F.) *Vin*. A name given by chymists to all liquors that

have become spirituous by fermentation. The term is generally, however, restricted to the fermented juice of the grape, or of fruits, the product of whose fermentation resembles, in almost all respects, that of the juice of the grape. Wine is composed of alcohol; saccharine matter; malic acid; tartaric acid; bitartrate of potass; acetic acid; an extractive colouring matter, more or less bitter, and partly resinous; and sometimes of an aromatic substance. The extractive colouring matter is chiefly met with in red wines. All these constituents, except the alcohol, are found ready formed in the grape. The alcohol proceeds from the decomposition of the saccharine matter. A part of the acetic acid is also formed during fermentation.

The following Table, drawn up by Mr. Brande, exhibits the quantity of spirit in different kinds of wine and liquors. It is proper, however, to remark, that many of these wines are prepared for the London market, and are more brandied or "reinforced," than the same varieties sold in the United States. This is strikingly the case with port. Dr. Henderson, too, has remarked, that some of the wines analyzed by Mr. Brande were mixed with a considerable quantity of adventitious alcohol. Dr. Henderson's additions and corrections have the letter H. affixed.

PROPORTION OF ALCOHOL, S. G. 0.835, IN ONE HUNDRED PARTS BY MEASURE OF THE FOLLOWING WINES, AND MALT AND SPIRITUOUS LIQUORS.

1. Lissa.....	26.47
Do.....	24.35
Average, (a).....	25.41
2. Raisin Wine.....	26.40
Do.....	25.77
Do.....	23.30
Average.....	25.12
3. Marsala.....	26.03
Do.....	25.05
Average, (b).....	25.09
4. Port—average of six kinds.....	23.48
Do.—highest.....	25.83
Do.—lowest.....	21.40
5. Madeira.....	24.42
Do.....	23.93
Do. (Sercial).....	21.45
Do.....	19.24
Average.....	22.27
6. Currant Wine.....	20.55
7. Sherry.....	19.81
Do.....	19.83
Do.....	18.79
Do.....	18.25
Average.....	19.17
8. Teneriffe.....	19.79
9. Colares.....	19.75
10. Lacryma Christi.....	19.70
11. Constantia—white.....	19.75
Do..... red.....	18.92
Average, (c).....	18.94
12. Lisbon.....	18.94
13. Malaga.....	18.94
14. Bucellas.....	18.49
15. Red Madeira.....	22.20
Do.....	18.40
Average.....	20.55
16. Cape Muscat.....	18.55
17. Cape Madeira.....	22.94
Do.....	20.50
Do.....	18.11
Average.....	20.51
18. Grape Wine.....	18.11
19. Calcevelia.....	19.20
Do.....	18.10
Average.....	18.65
20. Vidonia.....	19.25
21. Alba Flora.....	17.26
22. Malaga.....	17.26
23. White Hermitage.....	17.43
24. Roussillon.....	19.00
Do.....	17.26
Average.....	18.13
25. Claret.....	17.11
Do.....	16.32

(a) 15.90 H. (b) 18.40 H. (c) 14.50 H.

Do.....	14.08
Do.....	12.91
Average, (d).....	15.19
26. Malmsey Madeira.....	16.40
27. Lunel.....	15.52
28. Scheraaz.....	15.52
29. Syracuse.....	15.28
30. Sauterne.....	14.22
31. Burgundy.....	16.60
Do.....	15.22
Do.....	14.53
Do.....	11.95
Average.....	14.57
32. Hock.....	14.37
Do.....	13.00
Do. (old in cask).....	8.88
Average.....	12.08
Rudesheimer (1811).....	H. 10.72
Do..... (1800).....	H. 12.22
Average, H.....	11.47
Johannisberger.....	H. 8.71
33. Nice.....	14.63
34. Barsac.....	13.86
35. Tent.....	13.30
36. Champagne (still).....	13.20
Do..... (sparkling).....	12.20
Do..... (red).....	12.56
Do.....	11.30
Average.....	12.61
37. Red Hermitage.....	12.32
38. Vin de Grave.....	13.94
Do.....	12.50
Average.....	13.37
39. Frontignac.....	12.79
40. Côte Rotie.....	12.32
41. Goocherry Wine.....	11.84
42. Orange Wine—average of six samples made by a London manufacturer.....	11.26
43. Tokay.....	9.88
44. Elder Wine.....	9.87
45. Rhenish Wine.....	H. 8.71
46. Cider—highest average.....	9.87
Do..... lowest.....	5.21
47. Perry—average of four samples.....	7.26
48. Mead.....	7.32
49. Ale (Burton).....	8.88
Do. (Edinburgh).....	6.20
Do. (Dorchester).....	5.56
Average.....	6.87
50. Brown Stout.....	6.80
51. London Porter—average.....	4.20
Do..... Small Beer—average.....	1.28
52. Brandy.....	53.59
53. Rum.....	53.68
54. Gin.....	51.60
55. Scotch Whiskey.....	54.32
56. Irish..... do.....	53.50

(d) 12.91 H.

The only wine recommended in some pharmacopœias is *Sherry, Vinum, Vinum album Hispanicum, Leucecœnus*. It is a dry wine; the least variable in its properties, and agrees best with the dyspeptic. Other wines used officinally are—*Canary or Sack wine, Vinum Canariænum; Mountain wine, Vinum album montanum; Tent wine; Rhenish wine, Vinum Rhenanum; and Port wine, Vinum rubrum Portugalicum*.

The wines, habitually drunk, are almost innumerable. Those that are sweet, or contain a large portion of free, saccharine matter, are decidedly the least wholesome to the dyspeptic.

When wine is good, and of a proper age, it is tonic and nutritive; when new, flatulent and cathartic, disagreeing with the stomach and bowels. In medicine, it is a valuable tonic in the last stage of typhus, when the skin is not too hot and dry. Its use, however, requires great caution; and when once commenced under proper circumstances, it cannot be suddenly dropped without mischief. It is, perhaps, the best permanent stimulus in the catalogue of the *materia medica*.

WINE, AMINEAN, AMINEUM vinum—w. of Aloes, Vinum aloes—w. Antimonial, Vinum antimonii tartarizati—w. Antiscorbutic, Vinum antiscorbuticum—w. Aromatic, Vinum aroma-

ticum—w. Bark, compound, Vinum de kinâ kinâ compositum—w. Barley, Cerevisia—w. Bitter, diuretic, Vinum diureticum amarum.

WINE BITTERS, *Vinum gentianaë comp.* The formulæ for these may be various. The following is as good and as agreeable as any. (*Rad. gentian.* ℞j, *cort. aurant.* ℞x, *sem. cardam.* cont. ℥iv, *cinnam.* cort. ℥iv, *vine,* foreign or domestic, three gallons and a half.) Tonic and stomachic.

WINE, CEDAR, Cedrinum vinum—w. Champagne, Vinum campanum—w. Chian, Chium vinum—w. of Colchicum, Vinum colchici—w. of Colchicum seed, Vinum colchici seminis—w. of Ergot, Vinum ergotæ—w. of Gentian, compound, Vinum gentianaë compositum—w. of Hellebore, white, Vinum veratri—w. Ipecacuanha, Vinum ipecacuanhæ—w. of Iron, Vinum ferri—w. Medicated, Vinum medicinale—w. of Opium, Vinum opii—w. Port, Vinum Portugalicum—w. Pullet, *Poulet, vin de*—w. of Quina, Vinum quiniæ—w. Rhubarb, Vinum rhei palmati—w. Sherry, Vinum—w. Steel, Vinum ferri—w. Tobacco, Vinum tabaci—w. White, see Wine—w. of Wormwood, Vinum absinthites.

WINKING, Scardamygmus.

WINTER-BARK TREE, *Wintera aromatica*—w. Berry, Virginia, Prinos—w. Berry, whorled, Prinos—w. Bloom, Hamamelis Virginiana—w. Cough, Bronchitis, chronic—w. Green, Gaultheria—w. Green, round-leaved, Pyrola.

WINTERA, see *Wintera aromatica*.

WINTERA AROMATICA, *Drymis Winteri, Winter-bark Tree.* The Bark, *Wintera* (Ph. U. S.), *Cortex Winteranus, Cortex Winteranus Magellanicus, Cortex Magellanicus*, (F.) *Écorce de Winter, Cannelle poivrée*, is very much allied in its properties to *Canella alba*.

WISBADEN, MINERAL WATERS OF. Wisbaden is a town of Germany, about 6 miles north of Mainz, and 22 west of Frankfurt. It has been long celebrated for its hot springs; and is much frequented. There are numerous cold and thermal springs,—the former containing sulphohydric acid; the latter being saline and acidulous. The temperature of the hot springs varies from 117° to 160° Fabr.

WISMUTHUM, Bismuth.

WOAD, Isatis tinctoria.

WOLFBANE, Veratrum viride.

WOLFSBANE, Aconitum—w. Wholesome, Aconitum anthora.

WOLFSCLAW, Lycopodium.

WOLFSJAW, see Hærelip.

WOMANHOOD, Mulieritas.

WOMB, Uterus—w. Falling down of the, Prolapsus uteri—w. Grain, Ergot—w. Laceration of the, Uterus, rupture of the—w. Tympany of the, Physometra.

WOOD, BRAZIL, *Cæsalpinia echinata*—w. Elk, *Andromeda arborea*—w. Fernambuco, *Cæsalpinia echinata*—w. Lice, *Oniscus aselli*—w. Nicaragua, see *Cæsalpinia*—w. Peach, see *Cæsalpinia*—w. Pernambuco, *Cæsalpinia echinata*—w. Sappfen, *Cæsalpinia sappan*—w. Sappan, *Cæsalpinia sappan*—w. Sorrel, *Oxalis acetosella*—w. Sour, *Andromeda arborea*—w. Waxen, *Genista tinctoria*.

WOODBINE, COMMON, *Lonicera periclymenum*.

WOODROOF, SWEET-SCENTED, *Asperula odorata*.

WOODS, SUDORIFIC, (F.) *Bois sudori-*

figues. This term is applied, collectively, to the guaiacum, sassafras, china, and sarsaparilla; which are often used together to form the sudorific decoction.

WOORARA, Curare.

WORM-BARK TREE, *Geoffræa inermis*—w. Cakes, Story's, see Cakes, worm, Story's—w. Disease, Helminthiasis—w. Goosefoot, *Chenopodium anthelminticum*—w. Grass, perennial, *Spigelia Marilandica*—w. Guinea, *Dracunculus*.

WORM LOZENGES, CHING'S. Empirical preparations, which consist of yellow and brown lozenges. The former are directed to be taken in the evening; the latter on the following morning. The *Yellow Lozenges.* (*Saffron*, ℥ss, *water*, Oj; boil, and strain; and add of *white panacea of mercury* (calomel washed in spirit of wine), ℞j, *white sugar* 28 lbs, *mucilage of gum tragacanth* q. s.; to make a mass. Divide, so that each lozenge may contain a grain of the panacea.) The *Brown Lozenges.* (*Panacea* ℥vij, *resin of jalap* ℞iijss, *white sugar* ℞iix, *mucilage of gum tragac.* q. s. Each lozenge to contain gr. ss of the panacea.)

WORM LOZENGES, SHERMAN'S, are said to be composed of *calamel, gamboge* and *sugar*.

Peters's Worm Lozenges are said to be composed in a similar manner.

WORM ROOT, *Spigelia Marilandica*—w. Seed, *Artemisia antonica, Chenopodium anthelminticum*—w. Seed goosefoot, *Chenopodium anthelminticum*—w. Weed, Corsican, *Corallina Corsicana, Polanisia graveolens*—w. Weed, white, *Corallina*—w. Wood, common, *Artemisia absinthium*—w. Wood, creeping, *Artemisia rupestris*—w. Wood, lesser, *Artemisia Pontica*—w. Wood, Roman, *Artemisia Pontica*—w. Wood, sea, *Artemisia maritima*—w. Wood, silky, *Artemisia glialis*.

WORMIANA OSSA seu OSSICULA, *O. epactaria, O. raphogeminaria, O. trigueta, O. triangularia Blandii, Claves calvarie, O. suturarium*, (F.) *Os Wormiens, Clefs du crâne, Os épactaux, Os surnuméraires*, (Ch.), *Os intercalés, Os triangulaires*. Small bones, which are sometimes observable in the sutures of the bones of the cranium, of which they form a part. They were called *Wormiana*, from *Olaus Wormius*, who is said to have first described them. They had been previously, however, mentioned by G. Andernach, a physician at Strasburg. The *Ossa Wormiana* exist more commonly in the sutures of the vault of the skull; especially in the lambdoidal, sagittal, and squamous. They are uncommon at the base of the skull. Their size is very variable, and shape irregular. Their structure and development are similar to those of the other bones of the cranium; and, like them, they are bounded by sutures.

WORMS, originally from (L.) *Vermes; Intestinal Worms, Entozoa, Entozoa'ria, Enterozoa, Endozoa, Vermes intestini, Entelminthia, Entelminthes, Helminthi, Helminthia Alvi, H. podicis, Splanchnelmintha, Entoparasitès*, (F.) *Vers, Vers intestinaux, Entozoaires*. Animals whose common character is that of existing only in other animals; hence their name *entozoa*, from *εντος*, 'within,' and *ζωον*, 'animal.' They are met with, not only in the natural cavities, but even in the tissue of the organs. Cuvier, Rudolphi, Brera, Bremser, Laënnec, and others have endeavoured

to classify them,—some according to their shape; others, according to their anatomical characters.

The following table exhibits the entozoa, which have been met with in the human body, and their usual habitat.

<i>Entozoa.</i>	<i>Where Found.</i>
Trichocephalus dispar,	Intestines.
Oxyuris vermicularis,	
Ascaris lumbricoides,	Urinary Bladder.
Bothriocephalus latus,	
Tænia solium,	Gall bladder.
Ditrachycercas rudis,	
Diplosoma crenata,	Kidney.
Spiroptera hominis,	
Dactylius aculeatus,	Eye.
Distoma hepaticum,	
Strongylus gigas,	Liver.
Filaria oculi,	
Acephalocystis endogena,	Liver, Spleen, and Omentum.
Echinococcus hominis,	
Polystoma pinguicola,	Ovary.
Polystoma venarum,	
Filaria bronchialis,	Veins.
Trichina spiralis,	
Cysticercus cellulosa,	Bronchial glands.
Acephalocystis multifida,	
Filaria medinensis,	Muscles.
	Brain.
	Cellular texture.

The most common of these are;—the *Oxyures vermiculares*, *Ascarides lumbricoides*, and *Tænia*, which are found in the intestines. The origin of these worms is extremely singular, and more favourable than any other fact to the hypothesis of spontaneous generation in the lowest tribes of animated nature. They are certainly not identical with any worms out of the body. They are most commonly met with in children improperly fed; but their presence cannot be positively detected by any symptom, except that of the discharge of the worms themselves in the evacuations. They may, of course, give rise to every kind of irritation in the intestinal tube, and to sympathetic disturbance in most of the other functions; but all these signs may be produced by intestinal irritation resulting from other causes.

Anthelmintics or *vermifuges*, employed, as the name imports, for their removal, may be of two kinds—*mechanical* and *true*. To the first class—the *mechanical*—belong *Emetics*, *Purgatives*, *Mucuna*, *powdered Tin*, &c. To the latter—the *true anthelmintics*—*Turpentine*, *Chenopodium anthelminticum*, *Pink-root*, *Semina Santonici*, &c. Of these the best is turpentine.

See *Oleum terebinthinæ*. The great object, however, is to prevent their generation. This must be done by generous diet, fresh air, and tonics where necessary.

WORT, Sax. *wýrt*; *Mustum*, *Infusum Bynes* seu *Bra'sii* seu *Malti*, (F.) *Mouté de la Bière*. An infusion of malt. This has been recommended in scurvy. One measure of ground malt is added to three equal measures of boiling water. The mixture must be well stirred, and left to stand covered three or four hours. Dose, one to four pints, daily. It has, also, been recommended in other cases, where a strong putrescent disposition appeared to prevail in the fluids, as in cancerous and phagedenic ulcers. It is not now employed.

WOUND, Sax. *wund*, *Vulnus*, *Volnus*; diminutive *Vulnus'culum*, *Plaga*, *Trauma*, *Troma*, *Tresis*, *Tresis Vulnus*, *Blabé*, *Tymma*, (F.) *Plaie*, *Blessure*. A solution of continuity in the soft parts, produced by some mechanical agent. Wounds present innumerable differences, as regards their situation; the parts interested; their direction; size; shape; the nature of the instrument or agent by which they are produced; their more or less simple or complex character, duration, &c. A wound is called *incised*, (F.) *Coupure*, *Incision*, when made by a cutting instrument;—*punctured*, *Nygma*, (F.) *Piquure*, when made by a pointed instrument;—*lacerated*, (F.) *Déchirure*, *Plaie par arrachement*, when the parts are lacerated or torn by the wounded body; *poisoned*, *Cellulitis venenata*, *Necrosis*, (F.) *Plaie envenimée*, when some virulent or venomous substance has been introduced;—and *contused*, (F.) *Plaie contuse*, when produced by a blunt body. *Gunshot wounds*, *Sclopetoplagæ*, *Vulnèra sclopetaria*, (F.) *Plaies d'armes à feu* ou *d'arquebusade*, *Coup de feu*, belong to the last division.

WOURAL, *Curare*.

WRACK, BLADDER, YELLOW, *Fucus vesiculosus*—w. Sea, *Fucus vesiculosus*.

WRENCH, Sprain.

WRINKLE, Sax. *wýncle*, *Ruga*, *Rytis*, *Rhacus*, *Rhachus*, *Rhagus*, *Rhysse'ma*, *Corrugatio cutis*, (F.) *Ride*. A furrow or fold in the skin of the face, forehead, vagina, &c. See *Corrugation*.

WRIST, *Carpus*.

WRIST-DROP. Paralysis of the muscles of the forearm, induced by the poison of lead.

WURSTGIFT, Allantotoxicum.

WRONG HEIR, *Cancellus*.

X.

XALAPPA, *Convolvulus jalapa*.

XANTHIUM, *X. strumarium*, *Barda'na minor*, *Lappa minor*, *Lesser Burdock*, *Burweed*, *Burthistle*, *Clotbur*, (F.) *Lampourde*, *Petit Glouteron*, *Petite Bardane*. This herb, as one of its names imports, was once esteemed for the cure of scrofula. The seeds have been administered in cutaneous affections.

XANTHOP'SIA, from *ξανθος*, 'yellow,' and *ὄψις*, 'vision.' Yellow vision,—as sometimes occurs in jaundice.

XANTHORRHIZA, *Xanthorrhiza apiifolia*.

XANTHORRHIZA APIIFOLIA, *Xanthorrhiza simplicifolia*, *X. Marbois'ca*, *Zanthorrhiza*

tinctoria, *Yellow Root*, *Parsley-leaved Yellow Root* or *Yellow wort*, *Shrub yellow root*. The root of this American plant—*Xanthorrhiza*. (Ph. U. S.)—is a strong and pleasant bitter; and, in the dose of two scruples, sits easy upon the stomach.

XANTHOS, Yellow.

XANTHOXYLUM CLAVA HERCULIS, *Prickly Ash*, *Toothache Tree*, (F.) *Clavalièr à feuilles de frêne*, *Frêne épineux*. The bark—*Xanthoxylum*, (Ph. U. S.)—is a very strong stimulant and powerful sialagogue. It has been given, internally, in rheumatism. Another species—*Xanthoxylum fraziniifolium*, *Xanthoxy-*

lum fraxin'eum, Shrubby prickly ash, Toothache bush, Pellitory, Yellow wood, Suterberry.—possesses active powers. A spirituous infusion of the bark has been highly recommended in cases of violent colic. The fresh juice, expressed from the roots of the xanthoxylum, is said to afford relief in the dry bellyache of the West Indies. A decoction of the bark is sometimes used as a wash to foul ulcers.

XANTICA, Carminatives.

XANTOLINA, *Artemisia santonica.*

XENODOCEUM, Hospital.

XENODOCHEUM, Hospital.

XERANSIS, Arefaction, Drying.

XERANTIA, *Siccantia.*

XERASIA. Same etymon; from ξηρος, 'dry.' A disease of the hairs, which become dry, cease to grow, and resemble down covered with dust.—Galen.

XERION, Catapasma.

XEROCOLLYRIUM, from ξηρος, 'dry,' and κολλυριον, 'a collyrium;' *Collyrium siccum.* A dry collyrium.

XERODERMA, from ξηρος, 'dry,' and δερμα, 'skin.' Diminution of secretion of the sebaceous glands.

XEROMA, Xerophthalmia—x. Conjunctival, Xerophthalmia.

XEROMA, LACHRYMAL. Suppression of the lachrymal secretion.

XEROMYCTER, Xeromycteria.

XEROMYCTERIA, *Xeromycter*, from ξηρος, 'dry,' and μυκτηρ, 'the nose.' Dryness of the nose.

XEROMYRON, *Unguentum siccum*; from ξηρος, 'dry,' and μυρον, 'an ointment.' A dry ointment.—Gorræus.

XEROPHAGIA, from ξηρος, 'dry,' and φαγω, 'I eat.' Excessive use of dry aliment. A kind of regimen to which the ancient athleteæ subjected themselves, with the view of increasing their strength.

XEROPHTHALMIA, *Ophthalmia sicca, Ophthalmoxerosis, Xeroma*, from ξηρος, 'dry,' and οφθαλμια, 'inflammation of the eye.' An inflammation of the eye, without discharge. The term—as well as *Conjunctival Xeroma*, and *Cuticular Conjunctiva*—has been given

to cases in which the conjunctiva is so changed, that it presents more of the characters of skin than of mucous membrane. It is incapable of radical cure. Also, lippitudo.

XEROTRIBIA, see Friction.

XEROTRIPSIS, Friction, dry.

XIPHODES, Xiphoid.

XIPHODYMUS, Thoraco-gastrodidymus.

XIPHOID, *Xiphoides, Xiphodes; Ensiformis*, from ξιφος, 'a sword,' and ειδος, 'shape;' *Cartilago Xiphoides, C. Xiphoides, C. Scutalis; C. Ensiformis, C. Peltalis seu peltatus, Ensiform cartilage, Furella inferior, Mucronatum os, Mucronata Cartilago, Chondros, Processus xiphosternalis, P. xiphoides, Processus sterni xiphoides, (F.) Appendice ou cartilage xiphoides, C. Mucroné, Appendice sous-sternale, Palette.* The name of the appendix which terminates the sternum beneath; and which is so called from some resemblance to a sword.

XIPHOID LIGAMENT, *Costo-xiphoid L. (F.) Ligament xiphoidien ou costo-xiphoidien*, is a small, very thin, ligamentous fasciculus, which passes from the cartilage of prolongation of the 7th rib to the anterior surface of the xiphoid cartilage, into which it is inserted by its fibres decussating with those of the opposite ligament.

XIPHOPAGES, *Didymus, Symphyo-epigastrius*; from ξιφος, 'a sword,' and πηνημι, 'I fix.' A monstrosity, in which twins are united by the epigastrium, as in the case of the Siamese twins.

XYLO-ALOES, Agallochum—x. Balsamum, see Amyris opobalsamum—x. Cassia, Laurus cassia—x. Cinnamomum, Laurus cinnamomum.

XYLUM, Gossipium.

XYMPATHIA, Sympathy.

XYRIS, Iris foetidissima.

XYRUM, Novacula.

XYRUS, Novacula.

XYSMA, Lintcum, Rasura, Scobs.

XYSMOS, Rasura.

XYSTER, Raspatorium.

XYSTOS, Lintcum.

XYSTRUM, Raspatorium—x. Ophthalmicum, Ophthalmoxyster.

Y.

YAM. This esculent root is principally obtained from three species of *Dioscorea*,—*alata, bulbifera, and sativa*. They grow spontaneously in both the Indies, and their roots are eaten promiscuously, as the potato is with us. Their taste is somewhat like the potato.

YARD, Penis.

YARROW, COMMON, *Achillea millefolium.*

YAUON, *Ilex vomitoria.*

YAWNING, from Sax. geonan, *Chasmé, Chasmus, Hætus, Osce'do, Oscita'tio, Clonus pandicula'tio maxilla'rum, Gaping, (F.) Baillement.* Yawning consists of a deep inspiration, with considerable separation of the jaws, executed slowly and in an involuntary manner, and followed by a prolonged and more or less sonorous expiration. This respiratory movement is preceded by a feeling of oppression in the epigastric region, and in the muscles of respi-

ration and mastication. Yawning has been conceived to be owing to torpor in the pulmonary circulation; the causes producing it being commonly *ennui*, fatigue, sleepiness, monotonous sounds, hunger, sympathy, &c. Yawning often precedes the invasion of certain intermittents, attacks of hysteria, &c., and it may, by its frequency, and obstinacy, become a true disease.

YAWROOT; Stillingia.

YAWS, Frambæsia.

YEAST, Yest—y. Plant, *Torula cerevisiæ.*

YELLOW, *Flavus, Lu'teus, Xanthus*, from past participle of Sax. *xælan*, 'to burn.' One of the seven primitive colours.

YELLOW ASH, *Cladrastis tinctoria*—y. Berry, *Podophyllum montanum.*

YELLOW LIGAMENTS, (F.) *Ligaments jaunes*, occupy the spaces between the vertebral plates, from the interval, which separates the second

vertebra from the third, to that which separates the last vertebra from the sacrum. They are so called in consequence of their colour.

YELLOW PAINT, *Hydrastis Canadensis*—y. Root, *Jeffersonia Bartoni*—y. Root, Parsley-leaved, *Xanthorrhiza apiifolia*—y. Root, Shrub, *Xanthorrhiza apiifolia*—y. Star, *Helenium autumnale*—y. Weed, *Ranunculus acris*—y. Wood, *Xanthoxylum fraxineum*—y. Wort, Parsley-leaved, *Xanthorrhiza apiifolia*.

YELLOWS, *Cypripedium luteum*, *Icterus*, *Ranunculus acris*.

YERBA DEL SOLDADA, *Matico* — y. de *Huaca*; *Datura sanguinea*.

YEST, *Yeast*, Sax. $\gamma\epsilon\tau$, from $\gamma\tau$, 'a storm,' $\gamma\tau\iota\varsigma$, 'stormy;' *Cerevisiæ Fermentum*, *Spu-ma Cerevisiæ*, *Barm*, (F.) *Levure*, *Levure de la Bière*. The scum, which collects on the surface of beer whilst fermenting. Yest is antiseptic and tonic. It has been much extolled in

putrid fevers,—a table-spoonful being given as a dose, in porter, wine, &c. It is, also, applied, in the form of cataplasm; to foul ulcers. In all these cases, it acts by virtue of the generation of carbonic acid gas.

YEUX ARDENS, Ardent eyes—y. d'*Ecrevisse*, *Cancerum chelæ*.

YEW TREE, *Taxus baccata*.

YLECH, *Ilech*.

YLIATER, *Ilech*,

YOLK OF EGG, see *Ovum*.

YOUTH, *Adolescence*.

YOPON, *Ilex vomitoria*.

YPSELOGLOSSUS, *Basiglossus*.

YRIDES, *Orpiment*.

YSAM'BRA, *Podigambra*, An ancient Spanish poison, of which hellebore formed the greatest part.

YUCCA, *Jatropha manihot*.

Y-WER-A, see *Spirit*.

Z.

ZACCHARUM, *Saccharum*.

ZAEL, *Borosail*.

ZAFFRAN, *Crocus*.

ZAMIA INTEGRIFOLIA, see *Arrowroot* —z. *Pumila*, see *Arrowroot*.

ZANNA. A kind of Armenian bole, used by the ancients as a desiccative. It was also called *Zarnacha*.

ZANTHORRHIZA APIIFOLIA, *Xanthorrhiza apiifolia*.

ZANTHOXYLUM CLAVA HERCULIS, *Xanthoxylum clava Herculis*.

ZAPANIA NODIFLORA, *Anacoluppa*.

ZARNACHA, *Zanna*.

ZARSA, *Smilax sarsaparilla*.

ZARZAPARILLA, *Smilax sarsaparilla*.

ZEÄ MAYS, *Indian Corn*, *Corn*, *Turkey Wheat*, *Maize*, *Ador*, *Indian Wheat*, (F.) *Mais*, *Graine de Turquie*, *Blé d'Inde*, *Blé d'Espagne*, *Blé d'Italie*, *Blé de Turquie*. A native of America, and much used over the whole of the continent as an article of diet. It is ground for the same purposes as wheat, and forms an excellent bread.

ZEDO AIRE ROND, *Kæmpferia rotunda*.

ZEDOARIA, *Kæmpferia rotunda*—z. *Longa*, see *Kæmpferia*—z. *Rotunda*, see *Kæmpferia*.

ZEDOARY, *Kæmpferia rotunda*.

ZELOSIS, *Zelotypia*.

ZELOTYP'IA, from $\zeta\eta\lambda\omicron\varsigma$, 'love,' and $\tau\upsilon\pi\omicron\varsigma$, 'form,' 'model;' *Zelo'sis*. It has been proposed to apply this name to the violent mental affection produced by the acknowledged or presumed infidelity of a beloved object; and to the consequences of such affection;—melancholy, mania, &c.

ZEMA, *Decoction*.

ZEN'ICON, $\zeta\epsilon\iota\iota\omicron\nu\omicron$. Ancient name of a Keltic poison, used for poisoning arrows.

ZEPHACH, *Peritonæum*.

ZERMA, *Zerna*.

ZERNA, *Zerma*: Amongst the barbarous Latin writers it signified ulcerated impetigo, *Impetigo ulcerata*.

ZERUMBET, *Cassumuniar*.

ZESIS, *Effervescence*, *Decoction*.

ZEST, see *Citrus medica*.

ZESTOLUSIA, *Bath*, *hot*.

ZIBETHUM, *Civetta*.

ZIGNITES, *Zingrites*.

ZINC, *Zincum*, *Zinkum*, *Speltrum*, *Speauter*, *Tutenag*, *Zinchem*, *Zint*, *Stannum Indicum*. Perhaps formed etymologically from (G.) *Zin*, 'Tin.' A metal obtained from calamine and blende. Its colour is bluish-white; lustre of the fresh surface considerable, but soon dulled, from the facility with which it oxidates; hard; texture striated. S. g. 7.190. Melts at 700° Fah., burns with a bright flame in a higher temperature, and is volatilized in the form of a white, flocculent oxyd. Its use, in medicine, is in the formation of the following preparations.

ZINC, ACÉTATE DE, *Zinci acetas*—z. *Butter of*, *Zinci chloridum*—z. *Chloride of*, *Zinci chloridum*—z. *Chlorure de*, *Zinci chloridum*—z. *Ferrohydrocyanate of*, *Zinci cyanuretum*—z. *Flowers of*, *Zinci oxydum*—z. *Hydrocyanate of*, *Zinci cyanuretum*—z. *Iodide of*, see *Iodine*—z. *Oxide, de*, *Zinci oxydum*—z. *Oxyd of*, *Zinci oxydum*—z. *Sulfate de*, *Zinci sulphas*—z. *Sulphate of*, *Zinci Sulphas*—z. *Valerianate of*, *Zinci Valerianas*.

ZINCHUM, *Zincum*.

ZINCI ACETAS, *Ac'etate of Zinc*, (F.) *Acétate de Zinc*. (*Plumbi acet. liq*, *zinc. granul.* ξ ix, *aqvæ destillat.* Oij. Dissolve the acetate of lead in the water, and filter. Add the zinc to the solution, and agitate them occasionally together, in a stopped bottle, for five or six hours, or until the liquid yields no precipitate, with a solution of iodide of potassium. Filter the liquor, evaporate it with a moderate heat to one fifth, and set it aside to crystallize. Pour off the liquid, and dry the crystals on bibulous paper.

Should the crystals be coloured, dissolve them in distilled water, and having heated the solution, drop into it, while hot, a filtered solution of chlorinated lime, until it ceases to let fall sesquioxide of iron; filter the liquor, acidulate

it with a few drops of acetic acid, evaporate, and crystallize.—*Ph. U. S.*)

Frequently used to form a gently astringent wash in ophthalmia and other local inflammations; and as an injection in gonorrhœa.

ZINCI CARBONAS IMPURUS, Calamina—z. Carbonas præparatus, Calamina præparata.

ZINCI CHLORIDUM, *Z. chloruretum, Zincum chloratum, Z. muriaticum (oxydatum), Chloride* or *Chloruret of Zinc, Butter of Zinc, (F.) Chlorure de Zinc.* (*Zinc. in frustulis, ʒijss, acid. nitric., cretæ præparat. ʒʒ, acid. muriat. q. s.* To the zinc, in a porcelain vessel, add gradually sufficient muriatic acid to dissolve it; strain, add the nitric acid, and evaporate to dryness. Dissolve the dry mass in water, add the chalk, allow the mixture to stand for 24 hours, filter, and again evaporate to dryness.—*Ph. U. S.*) It is very deliquescent in the air, forming the *Butter of Zinc, Butyrum Zinci.*

Chloride of Zinc is a powerful escharotic, and has been lately employed as an effective antiseptic.

ZINCI CHLORURETUM, *Z. chloridum.*

ZINCI CYANURETUM, *Hydrocyanas Zinci, Zincum Cyanogenatum, Z. Borussicum, Z. Zoöticum, Hydrocyanate of Zinc.* This salt is formed by adding sulphate of zinc to hydrocyanate of potassa so long as any precipitate is thrown down. When dried and calcined at a low heat, the product is a mixture of cyanuret of zinc and of potassium. It has been recommended in nervous cardialgia. Dose, from one-sixteenth to one-twelfth of a grain.

It is chiefly used as a caustic; one part of the chloride being mixed with 4, 3 or 2 parts of flour, according to the desired strength, and a few drops of water being added to form a paste.

ZINCI FERROHYDROCYANAS, *Cyanuretum Ferrozincicum, Zincum Ferrohydrocyanicum, Ferrohydrocyanate of Zinc.* Made by the mutual decomposition of boiling hot solutions of sulphate of zinc and ferrocyanate of potassa. It has been recommended in the same cases as the last preparation.

ZINCI HYDROCYANAS, *Zinci cyanuretum—z. Nix, Zinci oxydum.*

ZINCI OXYDUM, *Zincum calcinatum, Oxyd of Zinc, Flowers of Zinc, Nihil album, Lana Philosophorum, L. philosophica, Nix zinci, Nihil grisæum, Pompholyx, (F.) Oxide de Zinc.* Procured by burning zinc in a long, deep, crucible, placed so as to collect the sublimate. Also, in the following manner:—*Zinci sulph. ʒij, ammon. carbon. ʒvjss, aquæ. destillat. cong. ij.* Dissolve the sulphate of zinc and carbonate of ammonia separately in twelve pints of the distilled water; strain the solutions, and mix them. Wash the precipitate frequently with water, and expose it to a strong heat, so as to drive off the carbonic acid.—*Ph. U. S.* It is tonic and antispasmodic; externally, detergent and desiccative. Employed in epilepsy, chorea, &c. For its external use, see *Ung. Zinci.*

ZINCI OXYDUM IMPURUM, Tutia.

ZINCI SULPHAS, *Sulphate of Zinc, Zincum Vitriolatum, Vitriolum album, White Vitriol, V. Goslarrensæ, V. Zinci, Sulphas Zincicum, Gilla Vitrioli, Gilla Theophrasti, Sal vomitorium vitrioli, Chalcantenum album, White Copperas, Sal Vitrioli, (F.) Sulfate de Zinc.* (*Zinc. in frustul. ʒiv, acid. sulphuric. ʒvj, aquæ destillat. Oiv.* To the zinc and water,

previously introduced into a glass vessel, add by degrees the sulphuric acid, and, when the effervescence shall have ceased, filter the solution through paper; then boil it down till a pellicle begins to form, and set aside to crystallize.—*Ph. U. S.*) The sulphate of zinc is inodorous; taste, styptic; it is in white, semi-transparent, efflorescent crystals; soluble in three parts of water at 60°. It is emetic, tonic, antispasmodic, and, externally, astringent. A nostrum, sold under the name—*Antipertus'sis*, and, as its title imports, given in whooping-cough, contains this salt as its chief ingredient. It is emetic. Dose, as an emetic, gr. x to ʒss; as a tonic, gr. j to ij. Used externally as a collyrium, gr. j to water f. ʒj.

ZINCI VALERIANAS, *Valerianate of Zinc.* A salt formed by saturating valerianic acid with freshly prepared carbonate of zinc. It is in pure white, pearly scales, and has been recommended as a tonic in neuralgic diseases, epilepsy, &c. The dose is one or two grains several times a day.

ZINCUM, *Zinc—z. Borussicum, Zinci cyanuretum—z. Calcinatum, Zinci oxydum—z. Chloratum, Zinci chloridum—z. Cyanogenatum, Zinci cyanuretum—z. Ferrohydrocyanicum, Zinci ferrohydrocyanas—z. Iodatum, see Iodine—z. Muriaticum, Zinci chloridum—z. Vitriolatum, Zinci sulphas—z. Zoöticum, Zinci cyanuretum.*

ZINGIBER, *Amomum zingiber—z. Cassumuniar, Arum maculatum—z. Officinale, Amomum zingiber—z. Zerumbet, see Cassumuniar.*

ZINGRITES, *Zigni'tes.* A stone, resembling glass; to which the ancients attributed marvelous properties.

ZINKUM, *Zincum.*

ZINT, *Zincum.*

ZINZIBER, *Amomum zingiber.*

ZIPHAC, *Peritonæum.*

ZIRBUS, *Epiloon—z. Adipinus, Epiloon, gastro-colic.*

ZIZANIA AQUATICA, *Wild Rice*; called by the Indians, *Menomene*, grows abundantly on the marshy margins of the northern lakes, and waters of the upper branches of the Mississippi. The grain resembles oats. It furnishes the northern savages, and the Canadian traders and hunters with their annual supplies of grain.

ZIZIPHUM, *Jujube.*

ZOA'GRIA, from ζωο, 'life,' and ἀγγρα, 'I catch up.' The saving and preservation of life. *Zoösis.* A reward for preserving life; *Sostrium.* A votive offering hung up in the temples for life saved.

ZOANTHROPIA, *Melancholia zoöanthropia*, from ζωο, 'an animal,' and ἀνθρωπος, 'a man.' A species of monomania, in which the patient believes himself transformed into an animal. Lycanthropia and cynanthropia belong to this species of monomania.

ZOARA, *Insomnia.*

ZOE, *Life.*

ZOGRAPHIA, *Zoographia.*

ZOIATRIA, *Veterinary art.*

ZOIATRUS, *Hippiater.*

ZOMIDIUM, *Jus.*

ZOMOS, *Consommé, Jus.*

ZONA, *Herpes zoster—z. Castitatis, Hymen—z. Ciliaris, Ciliary zone—z. Ignea, Herpes zoster.*

ZONA PELLUCIDA, *Oolemma pellucidum*. The membrane that surrounds the yolk in the mammalia is so called on account of its thickness, and peculiar transparency.

ZONA SERPIGINOSA, Herpes zoster—z. Virginitatis, Hymen.

ZONA TENDINO'SA. The whitish circle around the auriculo-ventricular orifice of the right side of the heart.

ZONE, Cingulum.

ZONULA CILIARIS, see Ciliary, and Ciliary zone—z. Hildani, Cingulum Hildani—z. Zinnii, see Ciliary.

ZOÛCHEMIA, Chymistry, animal.

ZOÛCHEMICAL, *Zoëchymical*, *Zoëchémicus* seu *Zoëchymicus*. Appertaining or having relation to animal chymistry.

ZOÛCHEMY, Chymistry, animal.

ZOÛCHYMY, Chymistry, animal.

ZOÛGENIUM, Azote.

ZOÛGENY, *Zoëgen'ia*, *Zoëgen'esis*, from ζῷον, 'animal,' and γενεσις, 'generation.' The doctrine of animal formation.

ZOÛGRAPHY, *Zoëgraph'ia*, *Zogra'phia*, from ζῷον, 'an animal,' and γραφή, 'a description.' A description of animals. The natural history of animals.

ZOÛHEMATINE, Hæmatine.

ZOÛHYLAS, from ζῷον, 'an animal,' and ὑλη, 'matter.' Animal matter.

ZOÛHYLICA CONCREMENTA. Concretions formed of animal matter.

ZOÛIASIS, Veterinary art.

ZOÛLOGIST, *Zoëlogis'ta*, *Zoëlogus*, from ζῷον, 'an animal,' and λογος, 'description.' One skilled in the natural history of animals.

ZOÛLOGY, *Zoëlog'ia*. Same etymon. The natural history of animals.

ZOÛMAGNETISMUS, Magnetism, animal.

ZOÛMYCUS, Mucus.

ZOÛMYXA, Mucus.

ZOÛN, Animal.

ZOÛNOMIA, *Organozoënom'ia*, from ζῷον, 'an animal,' and νόμος, 'law.' The laws which govern the organic actions of animals in general.—*Animal Physiology*, *Zoophysiology*.

ZOÛNOLOG'IA, from ζῷον, 'an animal,' νόσος, 'a disease,' and λογος, 'description.' The nosology of animals.

ZOÛPATHOLOG'IA, from ζῷον, 'an animal,' παθος, 'a disease,' and λογος, 'a description.' The pathology of animals.

ZOÛPTHALMUS, Hydrophthalmia.

ZOÛPHYSIOLOGIA, Physiology, animal, Zoonomia.

ZOÛPHYTE, *Zoëphy'tum*, *Phytozoëon*, *Animal plant*, from ζῷον, 'an animal,' and φυτον, 'a plant.' A name given to the lowest class of animals, which seem to form the transition between the animal and the vegetable kingdoms.

ZOÛSIS, Animation, Zoægria.

ZOÛSPERMATA, Spermatozoa.

ZOÛSPERMES, Spermatozoa.

ZOÛTOMY, *Zoëtom'ia*, from ζῷον, 'an animal,' and τέμνω, 'I cut.' *Theriotomy*, *Anatom'ia animalis* seu *comparati'va* seu *comparati'va*, *Compar'ative Anatomy*. The anatomy of animals. Animal anatomy.

ZOPISSA, see *Pinus sylvestris*.

ZOPYRON, Fomites.

ZOSTER, Herpes zoster.

ZOSTERA MARINA, *Pila marina*.

ZOZAR, Saccharum.

ZUCARO, Saccharum.

ZUCCARUM, Saccharum.

ZUCHAR, Saccharum.

ZUCHARUM, Saccharum.

ZUCHRA, Saccharum.

ZULAPIUM, Julep.

ZYGOMA, Malæ os.

ZYGOMATIC, *Zygomat'icus*, *Juga'lis*, *Jugal*. That which relates to the *zygoma* or cheek bone.

ZYGOMATIC ARCH, see *Zygomat'ic process*—z. Bone, Malæ os.

ZYGOMATIC FOSSA is the space included between the posterior margin of the outer ala of the pterygoid process, and the crista which descends from the malar tuberosity to the superior alveolar margin.

ZYGOMATIC MUSCLES are two in number. 1. *Zygomat'icus major*, *Distort'or Oris*, (F.) *Zygomato-labial* (Ch.); *Muscle grand zygomatique*, which is situate obliquely at the fore part and sides of the face. It is a small, rounded muscle; arises from the outer surface of the os malæ, and is inserted at the commissure of the lips, which it raises and draws outwards. It acts principally in laughing. 2. *Zygomat'icus minor*, (F.) *Petit Zygomato-labial*, (Ch.) *Petit Zygomatique*, does not always exist. It is situate on the inner side of the last; arises from the outer surface of the os malæ, and is inserted at the corner of the mouth, or rather into the upper lip, which it raises and draws outwards.

ZYGOMATIC PROCESS, *Proces'sus zygomat'icus*. *Apoph'ysis Zygomat'ica*, *Malar process*, *Jugal process*, arises from the outer surface of the temporal bone by two roots, one of which is transverse, (*Condyle du temporal*, Ch.) and the other longitudinal: between them is the glenoid cavity. The process passes forwards, and is articulated with the posterior angle of the os malæ, with which it forms a bony bridge, called the *Zygomat'ic arch*, *Pars zygomat'icus*, *Arcus zygomat'icus*, (F.) *Arcade Zygomatique*. The cavity, beneath this bridge, is sometimes called *Zygo'ma*.

ZYGOMATIC SUTURE is placed between the zygomatic parts of the temporal and cheek bones; and slants obliquely downwards and backwards.

ZYGOMATIQUE GRAND, *Zygomat'icus major*—z. *Petit*, *Zygomat'icus minor*.

ZYGOMATO-LABIAL, *Zygomat'icus major*—z. *Labial*, *petit*, *Zygomat'icus major*—z. *Maxillaire*, *Masseter*—z. *Oriculaire*, *Anterior auris*.

ZYGOPHYLLUM FAGABO, (F.) *Fabagelle*. A Syrian and Mauritanic plant, possessed of an acrid and bitter taste. It has vermifuge properties. The Arabs believe that the recently expressed juice of *Zygo'phyllum simplex* is capable of removing specks from the cornea.

ZYMA, Ferment.

ZYMOMA, Ferment.

ZYMOISIS, Fermentation, see *Zymotic*.

ZYMOT'IC, *Zymot'icus*, from ζυμοω, 'to ferment.' An epithet proposed for any epidemic, endemic, or contagious affection. *Zymosis* is used by him to signify such an affection.

ZYTHOGALA, Posset.

ZYTHUM, Cerevisia.

ZYTHUS, Cerevisia.

CATALOGUE
OF
MEDICAL AND SURGICAL
BOOKS,
PUBLISHED BY LEA AND BLANCHARD,
PHILADELPHIA,
AND SOLD BY ALL BOOKSELLERS.

TO THE MEDICAL PROFESSION.

The following list embraces works on Medical and other Sciences issued by the subscribers. They are to be met with at all the principal bookstores throughout the Union, and will be found as low in price as is consistent with the correctness of their printing, beauty of execution, illustration, and durability of binding. No prices are here mentioned, there being no fixed standard, as it is evident that books cannot be retailed at the same rate in New Orleans or Chicago as in Philadelphia. Any information, however, relative to size, cost, &c., can be had on application, free of postage, to the subscribers, or to any of the medical booksellers throughout the country.

LEA & BLANCHARD, Philadelphia.

DICTIONARIES AND JOURNALS.

- American Journal of the Medical Sciences, quarterly, at \$5 a year.
 Cyclopædia of Practical Medicine, by Forbes, Tweedie, &c., edited by Dunglison, in 4 super royal volumes, 3154 double columned pages.
 Dunglison's Medical Dictionary, 7th ed., 1 vol. imp. 8vo., 912 large pages, double columns.
 Hoblyn's Dictionary of Medical Terms, by Hays, 1 vol. large 12mo., 402 pages, double columns.
 Medical News and Library, monthly, at \$1 a year.

ANATOMY.

- Anatomical Atlas, by Smith and Horner, large imp. 8vo., 650 figures.
 Hörner's Special Anatomy and Histology, 7th edition, 2 vols. 8vo., many cuts, 1130 pages.
 Horner's United States Dissector, 1 vol. large royal 12mo., many cuts, 444 pages.
 Macleise's Surgical Anatomy, Part I., 8 plates, imp. 4to. (To be complete in 6 parts.)
 Sharpey and Quain's Anatomy, by Leidy, 2 vols. 8vo., 1300 pages, 500 wood-cuts.
 Wilson's Human Anatomy, by Goddard, 4th edition, 1 vol. 8vo., 252 wood-cuts, 580 pp.
 Wilson's Dissector, or Practical and Surgical Anatomy, with cuts, 1 vol. 12mo., 444 pages.

PHYSIOLOGY.

- Carpenter's Principles of Human Physiology, by Clymer, 1 vol. 8vo., 752 pp., 317 illustrations, 3d edition, much improved and enlarged.
 Carpenter's Elements, or Manual of Physiology, 1 vol. 8vo., 566 pages, many cuts.
 Dunglison's Human Physiology, 6th edition, 2 vols. 8vo., 1350 pages, and 370 wood-cuts.
 Harrison on the Nerves, 1 vol. 8vo., 292 pages.
 Kirkes and Page's Physiology, 1 vol. 12mo., many cuts, 550 pages.
 Matteucci on the Physical Phenomena of Living Beings, 1 vol. 12mo., 388 pp., cuts.
 Müller's Physiology, by Bell, 1 vol. 8vo., 886 pp.
 Roget's Outlines of Physiology, 8vo., 516 pages.
 Solly on the Brain, 1 vol. 8vo., 496 pp., 118 cuts.
 Todd and Bowman's Physiological Anatomy and Physiology of Man, with numerous wood-cuts. (Publishing in the Medical News.)

PATHOLOGY.

- Abercrombie on the Stomach, 1 vol. 8vo., 320 pp.
 Abercrombie on the Brain, 1 vol. 8vo., 324 pp.
 Alison's Outlines of Pathology, &c., 8vo., 420 pp.
 Blakiston on Diseases of the Chest, 1 vol., 384 pp.
 Bennet on the Uterus, 1 vol. 12mo., 146 pages.
 Blood and Urine Manuals, by Reese, Griffith, and Markwick, 1 vol. 12mo., 462 pages, 6 plates.
 Budd on the Liver, 1 vol. 8vo., 392 pages, plates and wood-cuts.
 Burrows on Cerebral Circulation, 1 vol. 8vo., 216 pages, with 6 colored plates.
 Billing's Principles, 1 vol. 8vo., 304 pages.
 Bird on Urinary Deposits, 8vo., 228 pages, cuts.
 Hasse's Pathological Anatomy, 8vo., 379 pages.
 Hope on the Heart, by Pennock, a new edition, with plates, 1 vol. 8vo., 572 pages.
 Hughes on the Lungs and Heart, 1 vol. 12mo., 270 pages, with a plate.
 Lallemand on Spermatorrhœa; 1 vol. 8vo., 320 pp.
 Mitchell on Fevers, 1 vol. 12mo., 138 pages.
 Philip on Protracted Indigestion, 8vo., 240 pp.
 Phillips on Scrofula, 1 vol. 8vo., 350 pages.

- Prout on the Stomach and Renal Diseases, 1 vol. 8vo., 466 pages, colored plates.
 Ricord on Venereal, new ed., 1 vol. 8vo., 256 pp.
 Vogel's Pathological Anatomy of the Human Body, 1 vol. 8vo., 536 pages, col. plates.
 Walshe on the Lungs, 1 vol. 12mo., 310 pages.
 Wilson on the Skin, 1 vol. 8vo., new ed., 440 pp.
 Same work, with colored plates.
 Whitehead on Sterility and Abortion, 1 vol. 8vo., 368 pages.
 Williams' Principles of Medicine, by Clymer, 2d edition, 440 pages, 1 vol. 8vo.
 Williams on the Respiratory Organs, by Clymer, 1 vol. 8vo., 500 pages.

PRACTICE OF MEDICINE.

- Ashwell on Females, 2d ed., 1 vol. 8vo., 520 pp.
 Bartlett on Fevers, 2d edition, 550 pages.
 Benedict's Compendium of Chapman's Lectures, 1 vol. 8vo., 258 pages.
 Chapman on Fevers, Gout, Dropsy, &c. &c., 1 vol. 8vo., 450 pages.
 Colombat de L'Isère on Females, translated and edited by Meigs, 1 vol. 8vo., 720 pages, cuts.
 Condie on the Diseases of Children, 2d edition, 1 vol. 8vo., 658 pages.
 Churchill on the Diseases of Females, by Huston, 4th edition, 1 vol. 8vo., 604 pages.
 Clymer and others on Fevers, a complete work in 1 vol. 8vo., 600 pages.
 Day on Old Age, 1 vol. 8vo., 226 pages.
 Dewees on Children, 9th ed., 1 vol. 8vo., 548 pp.
 Dewees on Females, 9th edition, 1 vol. 8vo., 532 pages, with plates.
 Dunglison's Practice of Medicine, 3d edition, 2 vols. 8vo., 1500 pages.
 Esquirol on Insanity, by Hunt, 8vo., 496 pages.
 Meigs' Letters on Diseases of Females, 1 vol. 8vo., 670 pages. A new work, 1848.
 Meigs on Certain Diseases of Infancy, 1 vol. 8vo. A new work, preparing, 1848.
 Thomson on the Sick Room, &c., 1 vol. large 12mo., 360 pages, cuts.
 Watson's Principles and Practice of Physic, 3d edition by Condie, 1 vol. 8vo., 1060 large pages.
 West's Lectures on the Diseases of Infancy and Childhood. (Publishing in the Medical News and Library.)

SURGERY.

- Brodie on Urinary Organs, 1 vol. 8vo., 214 pages.
 Brodie on the Joints, 1 vol. 8vo., 216 pages.
 Brodie's Lectures on Surgery, 1 vol. 8vo., 350 pp.
 Brodie's Select Surgical Works, 780 pp. 1 vol. 8vo.
 Chelius' System of Surgery, by South and Norris, in 3 large 8vo. vols., near 2200 pages.
 Cooper on Dislocations and Fractures, 1 vol. 8vo., 500 pages, many cuts.
 Cooper on Hernia, 1 vol. imp. 8vo., many plates.
 Cooper on the Testis and Thymus Gland, 1 vol. imperial 8vo., many plates.
 Cooper on the Anatomy and Diseases of the Breast, Surgical Papers, &c. &c., 1 vol. imp. 8vo., pl'ts.
 Druitt's Principles and Practice of Modern Surgery, 1 vol. 8vo., 576 pages, 193 cuts, 4th ed.
 Dufton on Deafness and Disease of the Ear, 1 vol. 12mo., 120 pages.
 Durlacher on Corns, Bunions, &c., 12mo., 134 pp.
 Fergusson's Practical Surgery, 1 vol. 8vo., 3d edition 630 pages, 274 cuts.

Guthrie on the Bladder, 8vo., 150 pages.
 Jones' Ophthalmic Medicine and Surgery, by Hays, 1 vol. 12mo., 529 pp., cuts, and plates.
 Liston's Lectures on Surgery, by Mütter, 1 vol. 8vo., 566 pages, many cuts.
 Lawrence on the Eye, by Hays, new edition, much improved, 863 pages, many cuts & plates.
 Lawrence on Ruptures, 1 vol. 8vo., 480 pages.
 Miller's Principles of Surgery, 2d edition, 1 vol. 8vo., 538 pp., 1848.
 Miller's Practice of Surgery, 1 vol. 8vo., 496 pp.
 Maury's Dental Surgery, 1 vol. 8vo., 286 pages, many plates and cuts.
 Robertson on the Teeth, 1 vol. 8vo., 230 pp., pts.
 Sargent's Minor Surgery, 1 vol. royal 12mo., 380 pages, 128 cuts. A new work, 1848.

MATERIA MEDICA AND THERAPEUTICS.

Christison's and Griffith's Dispensatory, 1 large vol. 8vo., 216 cuts, over 1000 pages.
 Dunglison's Materia Medica and Therapeutics, a new ed., with cuts, 2 vols. 8vo., 986 pages.
 Dunglison on New Remedies, 5th ed., 1 vol. 8vo., 653 pages.
 Ellis' Medical Formulary, 9th ed., much improved, 1 vol. 8vo., 268 pages.
 Griffith's Medical Botany, a new work, 1 large vol. 8vo., 704 pp., with over 350 illustrations.
 Mayoe's Dispensatory and Formulary, by Griffith, 1 vol. 12mo., 330 pages. A new work.
 Mohr, Redwood, and Procter's Pharmacy, 1 vol. 8vo., 550 pages, 500 cuts.
 Pereira's Materia Medica, by Carson, 2d ed., 2 vols. 8vo., 1580 large pages, 300 cuts.
 Royle's Materia Medica and Therapeutics, by Carson, 1 vol. 8vo., 689 pages, many cuts.

OBSTETRICS.

Churchill's Theory and Practice of Midwifery, by Huston, 3d ed., 1 vol. 8vo., 526 pp., many cuts.
 Dewees' System of Midwifery, 11th ed., 1 vol. 8vo., 660 pages, with plates.
 Lee's Clinical Midwifery, 12mo., 238 pages.
 Meigs' Obstetrics; the Science and the Art; 1 vol. 8vo., 686 pages, 121 cuts.
 Ramsbotham on Parturition, with many plates, 1 large vol. imperial 8vo., 520 pages.
 Smith (Tyler) on Parturition, 1 vol., 400 pages.

CHEMISTRY AND HYGIENE.

Bowman's Practical Chemistry, 1 vol. 12mo., 97 cuts, 350 pages.
 Brigham on Excitement, &c., 1 vol. 12mo., 204 pp.
 Dunglison on Human Health, 2d ed., 8vo., 464 pp.
 Fowne's Elementary Chemistry for Students, 2d ed., 1 vol. royal 12mo., 460 pages, many cuts.
 Gardner's Manual of Medical Chemistry, 1 vol. 12mo., cuts. A new work, 1848, 400 pp.
 Griffith's Chemistry of the Four Seasons, 1 vol. royal 12mo., 451 pages, many cuts.
 Knapp's Chemical Technology, by Johnson, Vol. I., 8vo., 504 pp., 214 large cuts.
 Vol. II., 8vo., 426 pp., 246 cuts.
 Simon's Chemistry of Man, 8vo., 730 pp., plates.

Neill and Smith's Analytical Compend of Practical Medicine, Surgery, Anatomy, Midwifery, Diseases of Women and Children, Materia Medica and Therapeutics, Physiology, Chemistry, and Pharmacy, with numerous illustrations, 1 vol. 12mo., 900 pages. 350 illustrations.

MEDICAL BOOKS IN PRESS.

Maclise's Surgical Anatomy. imperial quarto, 64 plates. West on the Diseases of Infancy. (Publishing in the "Medical News and Library.") Barlow's Practice of Medicine. In one vol. 8vo. (Preparing.) Golding Bird's Therapeutics (Preparing.) Churchill on the Management and Diseases of Infancy and Childhood. (Preparing.) Carpenter's Principles of General and Comparative Physiology. In one large 8vo. vol., many cuts. (Preparing.) Griffith's Universal Formulary and Pharmacy. In one large 8vo. vol. (In press.) Stillé's General and Special Therapeutics. In one vol. 8vo. (Preparing.) Todd and Bowman's Physiological Anatomy and Physiology of Man. (Three-fourths of this has been published in the Medical News and Library.) A complete work on the Structure and Diseases of the Ear. Malignant's Operative Surgery. In one vol. 8vo. De La Beche's Geology, with many illustrations. A new work on Popular Medicine, one vol. 8vo. A Cyclopaedia of Anatomy and Physiology, based on the large work of Todd. Graham's Chemistry, by Bridges. 2d edition, much enlarged. One vol. 8vo., several hundred cuts. Meigs on some of the more important diseases of Infants, (nearly ready,) and other works.

MEDICAL JURISPRUDENCE, EDUCATION, &c.

Bartlett's Philosophy of Medicine, 1 vol. 8vo., 312 pages.
 Bartlett on Certainty in Medicine, 1 vol. small 8vo., 84 pages.
 Dunglison's Medical Student, 2d ed. 12mo., 312 pp.
 Taylor's Medical Jurisprudence, by Griffith, 1 vol. 8vo., 540 pages.
 Taylor on Poisons, by Griffith, 1 vol. 8vo., 688 pp.
 Traill's Medical Jurisprudence, 1 vol. 8vo., 234 pp.

NATURAL SCIENCE, &c.

Arnett's Elements of Physics, new edition, 1 vol. 8vo., 484 pages, many cuts.
 Ansted's Ancient World, Popular Geology, in 1 12mo. volume, with numerous cuts, 382 pages.
 Bird's Natural Philosophy, 1 vol. royal 12mo., 402 pages and 372 wood-cuts.
 Brewster's Optics, 1 vol. 12mo. 423 pp. many cuts.
 Broderip's Zoological Recreations, 1 vol. 12mo., pp. 376.
 Coleridge's Idea of Life, 12mo., 94 pages.
 Carpenter's Popular Vegetable Physiology, 1 vol. royal 12mo., many cuts.
 Dana on Zoophytes, being vol. 8 of Ex. Expedition, royal 4to., extra cloth.
 Atlas to "Dana on Zoophytes," imp. folio, colored plates.
 Hale's Ethnography and Philology of the U. S. Exploring Expedition, in 1 large imp. 4to. vol.
 Herschel's Treatise on Astronomy, 1 vol. 12mo., 417 pages, numerous plates and cuts.
 Introduction to Vegetable Physiology, founded on De Candolle, Lindley, &c., 18mo., paper, 25 cts.
 Kirby on Animals, plates, 1 vol. 8vo., 520 pages.
 Kirby and Spence's Entomology, 1 vol. 8vo., 600 large pages; plates plain or colored.
 Müller's Physics and Meteorology, 1 vol. 8vo., 636 pp., with 540 wood-cuts and 2 col'd plates.
 Philosophy in Sport made Science in Earnest, 1 vol. royal 18mo., 430 pages, many cuts.
 Röget's Animal and Vegetable Physiology, with 400 cuts, 2 vols. 8vo., 872 pages.
 Small Books on Great Subjects, 12 parts, done up in 3 handsome 12mo. volumes, extra cloth.
 Somerville's Physical Geography, 12mo., cloth.
 Weisbach's Mechanics applied to Machinery and Engineering, Vol. I. 8vo., 486 pp. 550 wood-cuts.
 Vol. II., 8vo., 400 pp., 340 cuts.

VETERINARY MEDICINE.

Clater and Skinner's Farrier, 1 vol. 12mo., 220 pp.
 Youatt's Great Work on the Horse, by Skinner, 1 vol. 8vo., 448 pages, many cuts.
 Youatt and Clater's Cattle Doctor, 1 vol. 12mo., 282 pages, cuts.
 Youatt on the Dog, by Lewis, 1 vol. demy 8vo., 403 pages, beautiful plates.
 Youatt on the Pig, a new work with beautiful illustrations of all the different varieties, 12mo.

THE GREAT AMERICAN MEDICAL DICTIONARY,
NEW AND ENLARGED EDITION.—Lately Issued.

MEDICAL LEXICON; A DICTIONARY OF MEDICAL SCIENCE,

CONTAINING

CONCISE EXPLANATIONS OF THE VARIOUS SUBJECTS AND TERMS, WITH
THE FRENCH AND OTHER SYNONYMES; NOTICES OF CLIMATE AND
OF CELEBRATED MINERAL WATERS; FORMULÆ FOR VARIOUS
OFFICINAL AND EMPIRICAL PREPARATIONS, ETC.

BY ROBLEY DUNGLISON, M. D., &C.

SEVENTH EDITION,

CAREFULLY REVISED AND GREATLY ENLARGED,

In One very large and beautifully printed Octavo Volume of over Nine Hundred Pages, closely printed
in double columns. Strongly bound in leather, with raised bands.

This edition is not a mere reprint of the last. To show the manner in which the author has labored to keep it up to the wants of the day, it may be stated to contain over SIX THOUSAND WORDS AND TERMS more than the fifth edition, embracing altogether satisfactory definitions of

OVER FORTY-FIVE THOUSAND WORDS.

Every means has been employed in the preparation of the present edition, to render its mechanical execution and typographical accuracy in every way worthy its extended reputation and universal use. The size of the page has been enlarged, and the work itself increased more than a hundred pages; the press has been watched with great care; a new font of type has been used, procured for the purpose; and the whole printed on fine clear white paper, manufactured expressly. Notwithstanding this marked improvement over all former editions, the price is retained at the original low rate, placing it within the reach of all who may have occasion to refer to its pages, and enabling it to retain the position which it has so long occupied, as

THE STANDARD AMERICAN MEDICAL DICTIONARY.

We have examined the Lexicon for a large number of words, including such terms as Anæsthetic, Otiatria, Pyelitis, Mastitis, and Stomatitis, which are not commonly met with in medical dictionaries, and on which medical readers occasionally require information; and we have found them with an explanation of their classical origin, and the signification under which they are employed. Dr. Dunglison's Lexicon has the rare merit that it certainly has no rival in the English language for accuracy and extent of references. The terms generally include short physiological and pathological descriptions, so that, as the author justly observes, the reader does not possess in this work a mere dictionary, but a book, which, while it instructs him in medical etymology, furnishes him with a large amount of useful information. That we are not over-estimating the merits of this publication, is proved by the fact that we have now before us the seventh edition. This, at any rate, shows that the author's labors have been properly appreciated by his own countrymen; and we can only confirm their judgment, by recommending this most useful volume to the notice of our cisatlantic readers. No medical library will be complete without it.—*The London Med. Gazette*, Dec. 1848.

It is certainly more complete and comprehensive than any with which we are acquainted in the English language. Few, in fact, could be found better qualified than Dr. Dunglison for the production of such a work. Learned, industrious, persevering, and accurate, he brings to the task all the peculiar talents necessary for its successful performance: while, at the same time, his familiarity with the writings of the ancient and modern "masters of our art," renders him skilful to note the exact usage of the several terms of science, and the various modifications which medical terminology has undergone with the change of theories or the progress of improvement.—*American Journal of the Medical Sciences*.

One of the most complete and copious known to the cultivators of medical science.—*Boston Med. Journal*.

This most complete medical Lexicon—certainly one of the best works of the kind in the language.—*Charleston Medical Journal*.

The most complete Medical Dictionary in the English language.—*Western Lancet*.

Dr. Dunglison's Dictionary has not its superior, if indeed its equal, in the English language.—*St. Louis Med. and Surg. Journal*.

Familiar with nearly all the medical dictionaries now in print, we consider the one before us the most complete, and an indispensable adjunct to every medical library.—*British American Medical Journal*.

Admitted by all good judges, both in this country and in Europe, to be equal, and in many respects superior to any other work of the kind yet published.—*Northwestern Medical and Surgical Journal*, January, 1849.

We repeat our former declaration that this is the best Medical Dictionary in the English language.—*Western Lancet*, December, 1848.

We have no hesitation to pronounce it the very best Medical Dictionary now extant.—*Southern Medical and Surgical Journal*, December, 1848.

The most comprehensive and best English Dictionary of medical terms extant.—*Buffalo Med. Journal*. Whence the terms have all been derived we find it rather difficult to imagine. We can only say that, after looking for every new and strange word we could think of, we have not been disappointed in regard to more than a few of most recent introduction, such as those designations given by Professor Owen to the component parts of a Vertebra.—*British and Foreign Medico-Chirurgical Review*, January, 1849.

Dr. Dunglison's masterpiece of literary labor.—*N. Y. Journal of Medicine*.

HOBLYN'S MEDICAL DICTIONARY.

A DICTIONARY OF THE TERMS USED IN MEDICINE,
AND THE COLLATERAL SCIENCES.

BY RICHARD D. HOBLYN, A. M., OXON.

REVISED, WITH NUMEROUS ADDITIONS, FROM THE SECOND LONDON EDITION,

BY ISAAC HAYS, M. D., &C. In one large royal 12mo. volume of 402 pages, double columns.

We cannot too strongly recommend this small and cheap volume to the library of every student and practitioner.—*Medico-Chirurgical Review*.

SHARPEY AND QUAIN'S ANATOMY. Now Ready.

HUMAN ANATOMY.

BY JONES QUAIN, M. D.
FROM THE FIFTH LONDON EDITION.

EDITED BY
RICHARD QUAIN, F. R. S.,

AND
WILLIAM SHARPEY, M. D., F. R. S.,

Professors of Anatomy and Physiology in University College, London.

**REVISED, WITH NOTES AND ADDITIONS,
BY JOSEPH LEIDY, M. D.**

Complete in Two large Octavo Volumes, of about Thirteen Hundred Pages.

BEAUTIFULLY ILLUSTRATED,

With Five Hundred Engravings on Wood.

A specimen of the wood-cuts, but not of the paper or print, may be seen on the next page.

The delay which has occurred in the appearance of this great work has arisen from the very extensive alterations and additions, which render it essentially a new book.

"Quain's Anatomy," which forms its basis, has long been known as one of the most complete and useful systems before the profession. As it at present stands, enlarged and rewritten by the distinguished anatomists whose names appear on the title-page, it is undoubtedly the most thorough and exact treatise on the subject which has yet appeared in England; while the care and attention of Dr. Leidy have been devoted to adapting the work to the wants of this country, and to adding whatever recent investigations of his own or of other anatomists appeared necessary to place it entirely on a level with the science of the day.

In its scope and design, this work is more extended than others at present claiming the attention of the profession. Each division of Special Anatomy is preceded by an elaborate chapter on the General, Microscopical, and Physiological Anatomy of that portion of the body; Surgical Anatomy, a subject of great practical importance, has also received much more notice than is usually bestowed on it, and two chapters will be found devoted especially to it, with reference to the Arteries and to Hernia. In dealing with these various subjects, the work has not only had the advantage of the collaboration of the distinguished men above mentioned, but also, under the supervision of the editors, special subjects have been treated of by Mr. Ellis, the late Mr. Potter, and Mr. Marshall, gentlemen well known for their attainments in the various departments of Anatomy.

In completeness, accuracy, and beauty of illustration, this work is equal if not superior to anything of the kind as yet attempted in this country. A large number of the illustrations are from original designs by the editors, and present an unequalled series of anatomical drawings. Many new ones have been introduced by Dr. Leidy, and the whole are engraved on wood in the best style of the present day, while the typographical and general mechanical execution of the work is in the highest style of art.

We believe that any country might safely be challenged to produce a treatise on anatomy so readable, so clear, and so full upon all important topics.—*British and Foreign Medico-Chirurgical Review*, April, 1849.

It is indeed a work calculated to make an era in anatomical study, by placing before the student every department of his science, with a view to the relative importance of each; and so skillfully have the different parts been interwoven, that no one who makes this work the basis of his studies will hereafter have any excuse for neglecting or undervaluing any important particulars connected with the structure of the human frame; and whether the bias of his mind lead him in a more especial manner to surgery, physic, or physiology, he will find here a work at once so comprehensive and practical as to defend him from exclusiveness on its one hand, and pedantry on the other.—*Monthly Journal and Retrospect of the Medical Sciences*.

In general, descriptive, and surgical anatomy, it contains all the information which a student can desire.—*London Medical Gazette*.

We have no hesitation in recommending this treatise on anatomy as the most complete on that subject in the English language; and the only one, perhaps, in any language, which brings the state of knowledge forward to the most recent discoveries.—*The Edinburgh Medical and Surgical Journal*.

One of the most valuable works to which the medical student can apply for assistance in the prosecution of his studies.—*Medico-Chirurgical Review*.

Admirably calculated to fulfil the object for which it is intended.—*Provincial Medical Journal*.

The most complete Treatise on Anatomy in the English language.—*Edinburgh Medical Journal*.

There is no work in the English language to be preferred to Dr. Quain's Elements of Anatomy.—*London Journal of Medicine*.

WILSON'S DISSECTOR; OR, PRACTICAL AND SURGICAL ANATOMY.

BY ERASMUS WILSON, M. D.,

Modified and re-arranged by PAUL B. GODDARD, M. D.

In one volume, royal 12mo., of four hundred and forty pages, with 106 wood-cuts.

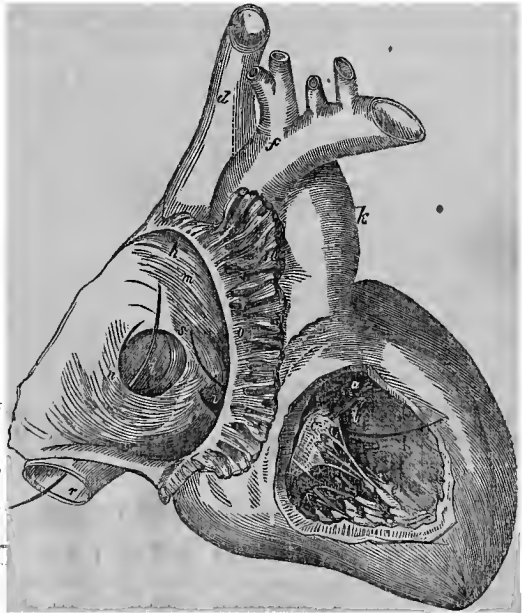
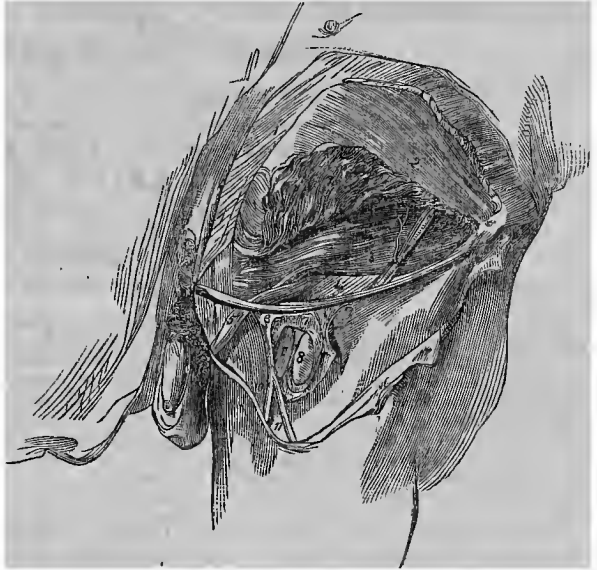
HORNER'S DISSECTOR.

THE UNITED STATES DISSECTOR;

Being a new edition, with extensive modifications, and almost re-written, of
"HORNER'S PRACTICAL ANATOMY."

In one very neat volume, royal 12mo., of 440 pages, with many illustrations on wood.

SPECIMEN OF
SHARPEY & QUAIN'S ANATOMY.



THE STUDENT'S TEXT-BOOK OF ANATOMY.

New and Improved Edition. Just Issued.

A SYSTEM OF HUMAN ANATOMY,
GENERAL AND SPECIAL.

BY ERASMUS WILSON, M. D.

FOURTH AMERICAN, FROM THE LAST ENGLISH EDITION.

EDITED BY PAUL B. GODDARD, A. M., M. D.,

With Two Hundred and Fifty Illustrations.

Beautifully printed in One large Octavo Volume of nearly Six Hundred Pages.

In many, if not all the Colleges of the Union, it has become a standard text-book. This, of itself, is sufficiently expressive of its value. A work very desirable to the student; one, the possession of which will greatly facilitate his progress in the study of Practical Anatomy.—*New York Journal of Medicine.*

Its author ranks with the highest on Anatomy.—*Southern Medical and Surgical Journal.*

It offers to the student all the assistance that can be expected from such a work.—*Medical Examiner.*

The most complete and convenient manual for the student we possess.—*American Journal of Med. Science.*
In every respect this work, as an anatomical guide for the student and practitioner, merits our warmest and most decided praise.—*London Medical Gazette.*

HORNER'S ANATOMY.

SPECIAL ANATOMY AND HISTOLOGY.

BY WILLIAM E. HORNER, M. D.,

Professor of Anatomy in the University of Pennsylvania, &c. &c.

SEVENTH EDITION.

With many improvements and additions. In two 8vo. vols. of 1130 pages, with illustrations on wood.

It is altogether unnecessary now to inquire into the particular merits of a work which has been so long before the profession, and is so well known as the present one; but in announcing a new edition, it is proper to state that it has undergone several modifications, and has been much extended, so as to place it on a level with the existing advanced state of anatomy. The histological portion has been remodelled and rewritten since the last edition; numerous wood-cuts have been introduced, and specific references are made throughout the work to the beautiful figures in the Anatomical Atlas, by Dr. H. H. Smith.—*The American Medical Journal.*

SMITH & HORNER'S ANATOMICAL ATLAS.

AN ANATOMICAL ATLAS,
ILLUSTRATIVE OF THE STRUCTURE OF THE HUMAN BODY.

BY HENRY H. SMITH, M. D., &c.

UNDER THE SUPERVISION OF

WILLIAM E. HORNER, M. D.,

Professor of Anatomy in the University of Pennsylvania.

In one large imperial octavo volume, with about 650 beautiful figures.

These figures are well selected, and present a complete and accurate representation of that wonderful fabric, the human body. The plan of this Atlas, which renders it so peculiarly convenient for the student, and its superb artistical execution, have been already pointed out. We must congratulate the student upon the completion of this Atlas, as it is the most convenient work of the kind that has yet appeared; and we must add, the very beautiful manner in which it is 'got up' is so creditable to the country, as to be flattering to our national pride.—*American Medical Journal.*

MACLISE'S SURGICAL ANATOMY.

Now Ready, Part I. of SURGICAL ANATOMY.

BY JOSEPH MACLISE, SURGEON.

To be complete in Eight Parts, Imperial Quarto, with Eight Colored Plates and Sixteen Pages of Letter-press each; forming, when complete, a large Imperial Quarto Volume,

With Sixty-four beautiful colored Plates, drawn on Stone, in the best style of art.

Mr. MacLise's work bids fair to redeem our country from the stigma of possessing no original work on surgical anatomy that could take rank in regard to completeness and beauty of execution with many continental productions that might be named. We particularly approve of the manner in which the parts are brought into view by a succession of plates, no effort being made to show too much, but those parts only being displayed which are brought into view at one time by a good dissection. Thus, as a guide to the dissector, these plates will be far more valuable than such an endeavor to display the whole anatomy of a complicated region in one or two drawings—Mr. MacLise has presented us with admirable delineations and excellent descriptions.—*The British and Foreign Medico-Chirurgical Review*, January, 1849.

It is, and it must be, unique, for the practical knowledge of the surgeon, the patience and skill of the dissector, in combination with the genius of the artist, as here displayed, have never before been, and perhaps never will be again associated to a similar extent in the same individual.—*Lancet*, December 2, 1848.

The drawings are executed with the skill of the most accomplished anatomist, and the coloring of the plates is done in such a manner as to reflect high credit on the artist.—*Medical Times*, April, 1849.

DUNGLISON'S HUMAN PHYSIOLOGY.

HUMAN PHYSIOLOGY.

WITH THREE HUNDRED AND SEVENTY ILLUSTRATIONS.

BY ROBLEY DUNGLISON, M. D.,

PROFESSOR OF THE INSTITUTES OF MEDICINE IN THE JEFFERSON MEDICAL COLLEGE, PHILADELPHIA, ETC., ETC.

SIXTH EDITION, GREATLY IMPROVED,

In two large octavo volumes, containing nearly 1350 pages.

It has long since taken rank as one of the medical classics of our language. To say that it is by far the best text-book of physiology ever published in this country, is but echoing the general testimony of the profession.—*N. Y. Journal of Medicine.*

The most full and complete system of Physiology in our language.—*Western Lancet.*

The most complete and satisfactory system of Physiology in the English language.—*Amer. Med. Journal.*

The best work of the kind in the English language.—*Silliman's Journal.*

We have, on two former occasions, brought this excellent work under the notice of our readers, and we have now only to say that, instead of falling behind in the rapid march of physiological science, each edition brings it nearer to the van.—*British and Foreign Medical Review.*

A review of such a well-known work would be out of place at the present time. We have looked over it, and find, what we knew would be the case, that Dr. Dunglison has kept pace with the science to which he has devoted so much study, and of which he is one of the living ornaments. We recommend the work to the medical student as a valuable text-book, and to all inquirers into Natural Science, as one, which will well and delightfully repay perusal.—*The New Orleans Medical and Surgical Journal.*

CARPENTER'S HUMAN PHYSIOLOGY.

LATELY ISSUED.

A NEW, MUCH IMPROVED AND ENLARGED EDITION OF

THE PRINCIPLES OF HUMAN PHYSIOLOGY.

WITH THEIR CHIEF APPLICATIONS TO PATHOLOGY, HYGIENE, AND FORENSIC MEDICINE.

BY WILLIAM B. CARPENTER, M. D., F. R. S.,

Fullerian Professor of Physiology in the Royal Institution of Great Britain; author of "Elements of Physiology," "Principles of General and Comparative Physiology," "Principles of Animal Physiology," &c. &c.

THIRD AMERICAN FROM THE LAST LONDON EDITION,

WITH NOTES AND ADDITIONS BY

MEREDITH CLYMER, M. D.,

Consulting Physician to the Philadelphia Hospital, &c., &c.

Containing 317 Wood-cut and other Illustrations.

In one large and beautifully printed octavo volume of over seven hundred and fifty pages, strongly bound.

This incomparable work.—*Brit. and For. Medical Review.*

As a text-book, it has been received into all our Colleges, and, from a careful perusal of this edition, we can recommend it to the student and to the profession at large, as the best exposition of the present condition of Physiology within their reach.—*N. Y. Journal of Medicine.*

The work, as it now stands, is the only treatise on Physiology in the English language, which exhibits a clear and connected, and comprehensive view of the present condition of that science.—*London and Edinburgh Monthly Journal.*

The standard English treatise on Physiology.—*London Medical Gazette.*

Dr. Carpenter's productions justly hold the first rank in Physiology, and should be read by all who wish to keep pace with the rapid advances of the study.—*Southern Medical and Surgical Journal.*

Second to no work extant upon the subject of which it treats.—*Ill. and Ind. Medical and Surgical Journal.*

We know of no work in our language from which the recent views on Physiology can be so well obtained, nor any in which the subjects are so ably discussed.—*St. Louis Medical and Surgical Journal.*

Peculiarly adapted to the Medical Student.—*Medical Examiner.*

We have much satisfaction in declaring our opinion, that this work is the best systematic treatise on Physiology in our own language, and the best adapted to the student in any language.—*Medico Chirurgical Review.*

A work to which there has been none published of equal value in the department of which it treats.—*Dr. Black's Retrospective Address.*

From Professor Caldwell, of Louisville, Ky.

"I have already recommended it, and will continue to do so, to my class, as one of the richest and soundest repositories of physiological knowledge now in the English or any other language I am capable of reading."

COMPENDIUM OF MULLER'S PHYSIOLOGY.

A MANUAL OF PHYSIOLOGY,
FOR THE USE OF STUDENTS.

BY WILLIAM SENHOUSE KIRKES, M. D.,

ASSISTED BY JAMES PAGET,

Lecturer on General Anatomy and Physiology in St. Bartholomew's Hospital.

In One Handsome Volume, Royal 12mo., of Five Hundred and Fifty Pages.

ILLUSTRATED WITH UPWARDS OF ONE HUNDRED WOOD ENGRAVINGS.

This is, certainly, a most able manual of Physiology. The student will find in it, not a meagre outline, a bare skeleton of the leading particulars embraced in the science; but a very complete and accurate—though at the same time, concise—account of the facts and generally admitted principles of Physiology; forming an admirable introduction to the study of that science, as well as a useful compendium for consultation by those who are preparing for an examination. The whole of the illustrations are very excellent, and calculated to render the description of the objects they represent clear and precise. To those who stand in need of a Manual of Physiology—and works of this description have now become, in a certain sense, indispensable portions of the apparatus of study—we can very confidently recommend the present one as well for its comprehensiveness as for its general accuracy.—*American Journal of the Medical Sciences*, April, 1849.

An excellent work, and for students one of the best within reach.—*Boston Medical and Surgical Journal*. A work very much wanted, bringing modern Physiology more within the student's grasp than its predecessors.—*Dublin Medical Press*.

One of the best little books on Physiology which we possess.—*Braithwaite's Retrospect*. The authors have succeeded in producing a work well adapted for students.—*Monthly Journal and Retrospect of the Medical Sciences*.

Particularly adapted to those who desire to possess a concise digest of the facts of Human Physiology.—*British and Foreign Med.-Chirurg. Review*.

One of the best treatises on Physiology which can be put into the hands of the student.—*London Medical Gazette*, March, 1849.

We conscientiously recommend it to our readers as an admirable "Handbook of Physiology"—*London Journal of Medicine*.

As an introduction to the study of the larger works, or as a reference for those who desire to "brush up" their knowledge, we most cordially recommend the manual of Kirkes and Paget to both practitioner and student, with the firm conviction that they will not be disappointed in the end they desire to attain.—*The Medical Examiner*.

CARPENTER'S ELEMENTS.

ELEMENTS OF PHYSIOLOGY,
Including Physiological Anatomy.—For the use of the Medical Student.

BY WILLIAM B. CARPENTER, M. D., F. R. S.,

Fullerian Professor of Physiology in the Royal Institution of Great Britain, &c.

With one hundred and eighty Illustrations.

In one octavo volume of 566 pages.

Elegantly printed, to match his "Principles of Human Physiology."

The author has shown singular skill in preserving so marked a line of distinction between the present Manual and the "Principles of Physiology" previously published by him. They are both on precisely the same subject; but the one is neither a copy, nor an abstract, nor an abridgment of the other. In one thing, however, they are exactly alike—in their general excellence, and in their perfect adaptation to their respective purposes.—*British and Foreign Medical Review*.

SOLLY ON THE BRAIN.

THE HUMAN BRAIN;
ITS STRUCTURE, PHYSIOLOGY, AND DISEASES.

WITH A DESCRIPTION OF THE TYPICAL FORM OF THE BRAIN IN THE ANIMAL KINGDOM.

BY SAMUEL SOLLY, F. R. S., &c.,

Senior Assistant Surgeon to the St. Thomas' Hospital, &c.

FROM THE SECOND AND MUCH ENLARGED LONDON EDITION.

In One Octavo Volume; with One Hundred and Twenty Wood-cuts.

The most complete account of the anatomy, physiology, and pathology of the brain that has hitherto appeared. We earnestly advise all our professional brethren to enrich their libraries with this admirable treatise.—*Medico-Chirurgical Review*.

HARRISON ON THE NERVES.—An Essay towards a correct theory of the Nervous System. In one octavo volume, 292 pages.

MATTEUCCI ON LIVING BEINGS.—Lectures on the Physical Phenomena of Living Beings. Edited by Pereira. In one neat royal 12mo. volume, extra cloth, with cuts—388 pages.

ROGET'S PHYSIOLOGY.—A Treatise on Animal and Vegetable Physiology, with over 400 illustrations on wood. In two octavo volumes, cloth.

ROGET'S OUTLINES.—Outlines of Physiology and Phrenology. In one octavo volume, cloth—516 pages.

ON THE CONNECTION BETWEEN PHYSIOLOGY AND INTELLECTUAL SCIENCE. In one 12mo. volume, paper, price 25 cents.

TODD & BOWMAN'S PHYSIOLOGY.—Physiological Anatomy and Physiology of Man. With numerous handsome wood-cuts. Three-fourths of this work have appeared in the *Medical News and Library*; the conclusion may be expected this year, when those who have the commencement will be enabled to procure the completion.

WILLIAMS' PRINCIPLES—New and Enlarged Edition.

PRINCIPLES OF MEDICINE;

Comprising General Pathology and Therapeutics,

Brief general view of Etiology, Nosology, ^{AND A} Semiology, Diagnosis, Prognosis, and Hygienics.

BY CHARLES J. B. WILLIAMS, M. D., F. R. S.,

Fellow of the Royal College of Physicians, &c.

EDITED, WITH ADDITIONS, BY MEREDITH CLYMER, M. D.,

Consulting Physician to the Philadelphia Hospital, &c. &c.

THIRD AMERICAN, FROM THE SECOND AND ENLARGED LONDON EDITION.

In one volume, octavo, of 440 pages.

The best exposition in our language, or, we believe, in any language, of Rational Medicine, in its present improved and rapidly improving state.—*British and Foreign Medico-Chirurg. Review.*

We recommend every part of Dr. Williams' excellent Principles of Pathology to the diligent perusal of every physician who is not familiar with the accessions which have been made to medical science within the last few years.—*Western Journal of Medicine and Surgery.*

From Professor Thayer, of Boston.

It fills the place for which it was intended better than any other work.

From Professor S. H. Dickson, of New York.

I shall be truly glad to know that a copy of it is in the hands of every member of our profession. As a public teacher, I know not how I could dispense with it.

MANUALS ON THE BLOOD AND URINE:

CONSISTING OF

- I. A Practical Manual, containing a description of the General, Chemical, and Microscopical Characters of the Blood and Secretions of the Human Body, as well as of their compounds, including both their healthy and diseased states; with the best method of separating and estimating their ingredients. Also, a succinct account of the various concretions occasionally found in the body, and forming calculi. BY JOHN WILLIAM GRIFFITH, M. D., F. L. S., &c.
- II. On the Analysis of the Blood and Urine in health and disease, and on the treatment of Urinary diseases. BY G. OWEN REESE, M. D., F. R. S., &c. &c.
- III. A guide to the examination of the Urine in health and disease, for the use of students. BY ALFRED MARKVICK.

The whole forming one large royal 12mo. volume, of four hundred and sixty pages,

With about one hundred figures on five plates.

Although addressed especially to students, it contains almost all the information upon these matters which the practitioner requires.—*Dublin Medical Press.*

The chemical processes recommended are simple, yet scientific; and the work will be very useful to the medical *alumni* for whom it is intended.—*Medical Times.*

The author must be admitted to have attained his object in presenting a convenient bedside companion.—*Dr. Ranking's Abstract.*

THE PATHOLOGICAL ANATOMY OF THE HUMAN BODY.

BY JULIUS VOGEL, M. D., &c.

TRANSLATED FROM THE GERMAN, WITH ADDITIONS,

BY GEORGE E. DAY, M. D., &c.

Illustrated by upwards of One Hundred Plain and Colored Engravings.

In one neat octavo volume.

It is decidedly the best work on the subject of which it treats, in the English language; and Dr. Day, whose translation is well executed, has enhanced its value by a judicious selection of the most important figures from the atlas, which are neatly engraved.—*The London Medical Gazette.*

ALISON'S PATHOLOGY.—Outlines of Pathology and Practice of Medicine; containing Preliminary Observations, Inflammatory and Febrile Diseases, and Chronic or non-Febrile Diseases. In one neat 8vo. volume, pp. 420.

ABERCROMBIE ON THE STOMACH.—Pathological and Practical Researches on Diseases of the Stomach, Intestinal Canal, &c. Fourth Edition. One small 8vo. volume, pp. 320.

ABERCROMBIE ON THE BRAIN.—Pathological and Practical Researches on Diseases of the Brain and Spinal Cord. A new edition, in one small 8vo. volume, pp. 324.

BURROWS ON CEREBRAL CIRCULATION.—On Disorders of the Cerebral Circulation, and on the Connection between Affections of the Brain and Diseases of the Heart. In one 8vo. vol., with colored plates, pp. 216.

BLAKISTON ON THE CHEST.—Practical Observations on certain Diseases of the Chest, and on the Principles of Auscultation. In one volume, 8vo., pp. 384.

BILLING'S PRINCIPLES.—The First Principles of Medicine. From the Fourth London Edition. In one volume, 8vo., pp. 304.

BIRD ON URINARY DEPOSITS.—Urinary Deposits, their Diagnosis, Pathology, and Therapeutical Indications. In one volume, 8vo., pp. 228.

HASSE'S PATHOLOGICAL ANATOMY.—An Anatomical Description of the Diseases of Respiration and Circulation. Translated and Edited by Swaine. In one volume, 8vo., pp. 379.

HUGHES ON THE LUNGS AND HEART.—Clinical Introduction to the Practice of Auscultation, and other modes of Physical Diagnosis. Intended to simplify the study of the Diseases of the Heart and Lungs. In one 12mo. volume, with a plate, pp. 270.

WALSHE ON THE LUNGS.—Physical Diagnosis of the Diseases of the Lungs. In one 12mo. vol., pp. 310.

DUNGLISON'S PRACTICE OF MEDICINE.

ENLARGED AND IMPROVED EDITION.

THE PRACTICE OF MEDICINE;

A TREATISE ON
SPECIAL PATHOLOGY AND THERAPEUTICS.
THIRD EDITION.

BY ROBLEY DUNGLISON, M. D.,

Professor of the Institutes of Medicine in the Jefferson Medical College; Lecturer on Clinical Medicine, &c.

In Two large Octavo Volumes of Fifteen Hundred Pages.

In Dr. Dunglison's volumes, there is a kind of pervading exactness on every page, that is at once recognized; and, in fact, the medical public has long since decided that implicit reliance may be placed in any work which he permits to appear with his name upon the title-page. A third edition of his treatise on Special Pathology and Therapeutics has just been published. It has passed through so many careful examinations, and received so many improvements, under the vigilant eye of the indefatigable man who first gave it existence, that it would be an anomaly in medical literature if it had not grown better and better. The student of medicine will find, in these two elegant volumes, a mine of facts, a gathering of precepts and advice from the world of experience, that will nerve him with courage, and faithfully direct him in his efforts to relieve the physical sufferings of the race.—*Boston Medical and Surgical Journal.*

Upon every topic embraced in the work the latest information will be found carefully posted up. *Medical Examiner.*

Professor Dunglison's work has rapidly passed to the third edition, and is now presented to the profession as probably the most complete work on the Practice of Medicine that has appeared in our country. It is especially characterized by extensive and laborious research, minute and accurate pathological, semeiological, and therapeutical descriptions, together with that fulness of detail, which is so important to the student.

The present edition has been considerably enlarged; indeed the indefatigable author seems to have explored all of the labyrinths of knowledge, from which important facts and opinions could be gleaned, for the instruction of his readers. We cheerfully commend the work to those who are not already familiar with its merits.

It is certainly the most complete treatise of which we have any knowledge. There is scarcely a disease which the student will not find noticed.—*Western Journal of Medicine and Surgery.*

One of the most elaborate treatises of the kind we have.—*Southern Medical and Surg. Journal.*

The work of Dr. Dunglison is too well known, to require at our hands, at the present time, an analysis of its contents. The call for a third edition within five years from the appearance of the first, is, of itself, a sufficient evidence of the opinion formed of it by the medical profession of our country. That it is well adapted as a text-book for the use of the student, and at the same time as a book of reference for the practitioner, is very generally admitted; in both points of view, for accuracy and completeness, it will bear a very advantageous comparison with any of the numerous contemporary publications on the practice of medicine, that have appeared in this country or in Europe. The edition before us bears the evidence of the author's untiring industry, his familiarity with the various additions which are constantly being made to our pathological and therapeutical knowledge, and his impartiality in crediting the general sources from which his materials have been derived. Several pathological affections, omitted in the former editions, are inserted in the present, while every portion of the work has undergone a very thorough revision. It may with truth be said, that nothing of importance that has been recorded since the publication of the last edition, has escaped the attention of the author; the present edition may, therefore, be regarded as an adequate exponent of the existing condition of knowledge on the important departments of medicine of which it treats.—*The American Journal of the Medical Sciences.*

The Physician cannot get a better work of the kind than this, and when he masters its contents, he will have mastered all that such treatises can afford him.—*St. Louis Med. & Surg. Journal,* June, 1848.

In the volumes before us, Dr. Dunglison has proved that his acquaintance with the present facts and doctrines, wheresoever originating, is most extensive and intimate; and the judgment, skill, and impartiality with which the materials of the work have been collected, weighed, arranged, and exposed, are strikingly manifested in every chapter. Great care is everywhere taken to indicate the source of information, and under the head of treatment, formulæ of the most appropriate remedies are everywhere introduced. In conclusion, we congratulate the students and junior practitioners of America on possessing in the present volumes a work of standard merit, to which they may confidently refer in their doubts and difficulties.—*Brit. and For. Med. Review.*

Since the foregoing observations were written, we have received a second edition of Dunglison's work, a sufficient indication of the high character it has already attained in America, and justly attained.—*Ibid.*

DAY ON OLD AGE—Now Ready.

A PRACTICAL TREATISE ON THE DOMESTIC MANAGEMENT AND MORE IMPORTANT DISEASES OF ADVANCED LIFE.

With an Appendix, containing a series of cases illustrative of a new and successful mode of treating Lumbago, and other forms of Chronic Rheumatism.

BY GEORGE E. DAY, M. D. In One Octavo Volume.

A more satisfactory and truly rational train of excellent suggestions have not been ushered into being for a long time than are contained in this work.—*Boston Med. & Surg. Journal.*

WATSON'S PRACTICE OF MEDICINE—New Edition.

LECTURES ON THE PRINCIPLES AND PRACTICE OF PHYSIC.

DELIVERED AT KING'S COLLEGE, LONDON,
BY THOMAS WATSON, M.D., &c. &c.

Third American, from the last London Edition.

REVISED, WITH ADDITIONS, BY D. FRANCIS CONDIE, M.D.,
Author of a Work on the "Diseases of Children," &c.

In One Octavo Volume,

Of nearly ELEVEN HUNDRED LARGE PAGES, strongly bound with raised bands.

To say that it is the very best work on the subject now extant, is but to echo the sentiment of the medical press throughout the country.—*N. O. Medical Journal.*

Of the text-books recently republished Watson is very justly the principal favorite.—*Holmes' Report to Nat. Med. Assoc.*

By universal consent the work ranks among the very best text-books in our language.—*Ill. and Ind. Med. Journal.*

Regarded on all hands as one of the very best, if not the very best, systematic treatise on practical medicine extant.—*St. Louis Med. Journal.*

Confessedly one of the very best works on the principles and practice of physic in the English or any other language.—*Med. Examiner.*

As a text-book it has no equal; as a compendium of pathology and practice no superior.—*N. Y. Annalist.*

We know of no work better calculated for being placed in the hands of the student, and for a text-book. On every important point the author seems to have posted up his knowledge to the day.—*Amer. Med. Journal.*

One of the most practically useful books that ever was presented to the student—indeed, a more admirable summary of general and special pathology, and of the application of therapeutics to diseases, we are free to say, has not appeared for very many years. The lecturer proceeds through the whole classification of human ills, *a capite ad calcem*, showing at every step an extensive knowledge of his subject, with the ability of communicating his precise ideas in a style remarkable for its clearness and simplicity.—*N. Y. Journal of Medicine and Surgery.*

A careful examination of this volume has satisfied us that it merits all the commendation bestowed on it in this country and at home. It is a work adapted to the wants of young practitioners, combining, as it does, sound principles and substantial practice. It is not too much to say that it is a representative of the actual state of medicine as taught and practised by the most eminent physicians of the present day, and as such we would advise every one about embarking in the practice of physic to provide himself with a copy of it.—*Western Journal of Medicine and Surgery.*

We have for several years considered this one of the best works extant on the Principles and Practice of Medicine. Its style is adapted to all classes of readers, and the views of the author are sound and practical.—*Mo. Med. and Surg. Journal.*

Whoever owns this book will have an acknowledged treasure, if the combined wisdom of the highest authorities is appreciated.—*Boston Med. and Surg. Journal.*

It has now become, beyond all question, the standard work on the subject of which it treats; it is in the hands of every physician, surgeon, and senior medical student in every country in which the English language is spoken; it has passed scathless through the perils of criticism. Never, within the memory of authors or publishers, has a medical work in two thick octavo volumes attained the enormous circulation of Watson's Lectures, a third edition having been called for within the space of five years, and being, we believe, already nearly exhausted; and, in addition to this, it must be recollected that these lectures also appeared in the *Medical Gazette*, and have been reprinted in America. We mention these facts as affording a sufficient reason why, in attempting to do tardy justice to the merits of this work, our notice of it will be comparatively brief. A work that has passed through so many editions, and that is already so widely diffused through the profession, is in one point of view, that is to say, in so far as any opinion of ours can influence its popularity, beyond the critic's province.—*Edinburgh Monthly Journal and Review of the Medical Sciences.*

Much Enlarged Edition of BARTLETT ON FEVERS.

THE HISTORY, DIAGNOSIS, AND TREATMENT OF THE

FEVERS OF THE UNITED STATES.

BY ELISHA BARTLETT, M.D.,

Professor of the Theory and Practice of Physic in the Medical Department of Transylvania University, &c.

In One Octavo Volume of 550 Pages,

Beautifully printed and strongly bound.

We regard it, from the examination we have made of it, the best work on fever extant in our language, and as such cordially recommend it to the medical public.—*St. Louis Med. and Surg. Journal.*

The most complete, methodical, and satisfactory account of our fevers anywhere to be met with.—*Charleston Med. Journ. and Review.*

CLYMER AND OTHERS ON FEVERS.

FEVERS; THEIR DIAGNOSIS, PATHOLOGY, AND TREATMENT.

PREPARED AND EDITED, WITH LARGE ADDITIONS,

FROM THE ESSAYS ON FEVER IN TWEEDIE'S LIBRARY OF PRACTICAL MEDICINE,

BY MEREDITH CLYMER, M.D.

In One Octavo Volume of Six Hundred Pages.

One of the best works we have on fevers, and especially adapted to the wants of the American physician.—*Ill. and Ind. Med. and Surg. Journal.*

THE GREAT MEDICAL LIBRARY. THE CYCLOPEDIA OF PRACTICAL MEDICINE;

COMPRISING

Treatises on the Nature and Treatment of Diseases, Materia Medica, and Therapeutics, Diseases of Women and Children, Medical Jurisprudence, &c. &c.

EDITED BY

JOHN FORBES, M. D., F. R. S., ALEXANDER TWEEDIE, M. D., F. R. S.,
AND JOHN CONNOLLY, M. D.

Revised, with Additions,

BY ROBLEY DUNGLISON, M. D.

THIS WORK IS NOW COMPLETE, AND FORMS FOUR LARGE SUPER-ROYAL OCTAVO VOLUMES,

Containing Thirty-two Hundred and Fifty-four unusually large Pages in Double Columns, Printed on Good Paper, with a new and clear type.

THE WHOLE WELL AND STRONGLY BOUND, WITH RAISED BANDS AND DOUBLE TITLES.

Or, to be had in Twenty-four Parts.

This work contains no less than

FOUR HUNDRED AND EIGHTEEN DISTINCT TREATISES,
BY SIXTY-EIGHT DISTINGUISHED PHYSICIANS.

The most complete work on Practical Medicine extant; or, at least, in our language.—*Buffalo Medical and Surgical Journal.*

For reference it is above all price to every practitioner.—*Western Lancet.*

One of the most valuable medical publications of the day—as a work of reference it is invaluable.—*Western Journal of Medicine and Surgery.*

It has been to us, both as learner and teacher, a work for ready and frequent reference, one in which modern English medicine is exhibited in the most advantageous light.—*Medical Examiner.*

We rejoice that this work is to be placed within the reach of the profession in this country, it being unquestionably one of very great value to the practitioner. This estimate of it has not been formed from a hasty examination, but after an intimate acquaintance derived from frequent consultation of it during the past nine or ten years. The editors are practitioners of established reputation, and the list of contributors embraces many of the most eminent professors and teachers of London, Edinburgh, Dublin, and Glasgow. It is, indeed, the great merit of this work that the principal articles have been furnished by practitioners who have not only devoted especial attention to the diseases about which they have written, but have also enjoyed opportunities for an extensive practical acquaintance with them,—and whose reputation carries the assurance of their competency justly to appreciate the opinions of others, while it stamps their own doctrines with high and just authority.—*American Medical Journal.*

WILLIAMS ON RESPIRATORY ORGANS.

A PRACTICAL TREATISE ON DISEASES OF THE RESPIRATORY ORGANS.

INCLUDING DISEASES OF THE LARYNX, TRACHEA, LUNGS, AND PLEURA,

BY CHARLES J. B. WILLIAMS, M. D., &c.

WITH NUMEROUS ADDITIONS AND NOTES,

BY MEREDITH CLYMER, M. D.

With wood-cuts. In one octavo volume, with 508 pages.

BENEDICT'S CHAPMAN.—Compendium of Chapman's Lectures on the Practice of Medicine. One neat volume, 8vo., pp. 258

BUDD ON THE LIVER.—On Diseases of the Liver. In one very neat 8vo. vol., with colored plates and wood-cuts, pp. 392.

CHAPMAN'S LECTURES.—Lectures on Fevers, Dropsy, Gout, Rheumatism, &c. &c. In one neat 8vo. volume, pp. 450.

ESQUIROL ON INSANITY.—Mental Maladies, considered in relation to Medicine, Hygiene, and Medical Jurisprudence. Translated by E. K. Hunt, M. D., &c. In one 8vo. volume, pp. 496.

THOMSON ON THE SICK ROOM.—Domestic management of the sick Room, necessary in aid of Medical Treatment for the cure of Diseases. Edited by R. E. Griffith, M. D. In one large royal 12mo. volume, with wood-cuts, pp. 360.

HOPE ON THE HEART.—A Treatise on the Diseases of the Heart and Great Vessels. Edited by Pen-
nock. In one volume, 8vo., with plates, pp. 572.

LALLEMAND ON SPERMATORRHOEA.—The Causes, Symptoms, and Treatment of Spermatorrhœa. Translated and Edited by Henry J. McDougal. In one volume, 8vo., pp. 320.

PROUT ON THE STOMACH.—On the Nature and Treatment of Stomach and Renal Diseases. In one volume, 8vo., with colored plates, pp. 466.

PHILIP ON INDIGESTION.—A Treatise on Protracted Indigestion. In one volume, 8vo., pp. 240.

PHILIPS ON SCROFULA.—Scrofula: its Nature, its prevalence; its Causes, and the Principles of its Treatment. In one volume, 8vo., with a plate, pp. 350.

WHITEHEAD ON ABORTION, &c.—The Causes and Treatment of Abortion and Sterility; being the Result of an Extended Practical Inquiry into the Physiological and Morbid Conditions of the Uterus. In one volume, 8vo., pp. 368.

BENNET ON THE UTERUS.—A Practical Treatise on Inflammation, Ulceration, and Induration of the Neck of the Uterus. In one small 12mo. volume, pp. 146.

ILLUSTRATED ENCYCLOPÆDIA OF MATERIA MEDICA.

THE ELEMENTS

OF MATERIA MEDICA AND THERAPEUTICS.

COMPREHENDING THE NATURAL HISTORY, PREPARATION, PROPERTIES, COMPOSITION, EFFECTS, AND USES OF MEDICINES.

BY JONATHAN PEREIRA, M. D., F. R. S. AND L. S.,

Member of the Society of Pharmacy at Paris; Examiner in Materia Medica and Pharmacy in the University of London; Lecturer on Materia Medica at the London Hospital, &c. &c.

Second American Edition, Enlarged and Improved.

WITH NOTES AND ADDITIONS, BY JOSEPH CARSON, M. D.

In two volumes octavo, containing Fifteen Hundred very large pages, illustrated by Two hundred and Seventy five Woodcuts.

Notwithstanding the large size of this work, and the immense quantity of matter contained in its closely printed pages, it is offered at a price so low as to place it within the reach of all.

An Encyclopædia of knowledge in that department of medical science—by the common consent of the profession the most elaborate and scientific Treatise on Materia Medica in our language.—*Western Journal of Medicine and Surgery.*

This Encyclopædia of Materia Medica, for such it may justly be entitled, gives the fullest and most ample exposition of Materia Medica and its associate branches of any work heretofore published in the English language.—*N. Y. Journal of Medicine.*

The work will be found an invaluable storehouse of information for the physician and medical teacher, and we congratulate the profession of this country that it is now placed within their reach.—*Amer. Med. Journal.*

An authoritative and unerring pharmacological guide.—*Medical Examiner.*

Any quotations from a work so well known as this, and which has deservedly become one of the highest authority in the department of medical science to which it relates, would be superfluous. The untiring industry of the author, and his extensive researches into the medical literature of every country, are impressed upon the mind of the reader in each page of the volume. Not a fact of any importance, bearing directly or indirectly upon his subject, is allowed by the author to escape. All are chronicled with accuracy and order; and, instead of the dry history of a drug, the reader finds himself instructed in philology, natural history, botany, physiology, or chemistry; so that he can seldom refer for information on one point without acquiring some knowledge on others which had hitherto escaped his notice. This work shows that Dr. Pereira is not only an extensive reader, but a practical man. He has studiously endeavored to bring the present edition up to the scientific level of the day, and in this we need hardly say he has succeeded.—*London Med. Gazette.*

Beyond dispute, the best work on Materia Medica.—*Lancet.* April, 1849.

The work will be found an invaluable storehouse of information for the physician and medical teacher, and we congratulate the profession of this country that it is now placed within their reach.—*Amer. Med. Journal.*

ELLIS'S MEDICAL FORMULARY. Improved Edition. Now Ready. 1849.

THE MEDICAL FORMULARY:

BEING A COLLECTION OF PRESCRIPTIONS, DERIVED FROM THE WRITINGS AND PRACTICE OF MANY OF THE MOST EMINENT PHYSICIANS OF AMERICA AND EUROPE.

TO WHICH IS ADDED AN APPENDIX,

CONTAINING THE USUAL DIETETIC PREPARATIONS AND ANTIDOTES FOR POISONS.

THE WHOLE ACCOMPANIED WITH A FEW BRIEF PHARMACEUTIC AND MEDICAL OBSERVATIONS.

BY BENJAMIN ELLIS, M. D.,

NINTH EDITION, CORRECTED AND EXTENDED,

BY SAMUEL GEORGE MORTON, M. D.

In one neat octavo volume, of 268 pages.

In preparing the new edition of this popular and valuable work, great care has been taken to bring it up to the advanced science of the day. The size of the page has been increased, thus enlarging the work without extending its bulk, while the price is kept at the former rate. A chapter has been added on Ether and Chloroform, the subject of poisons has been rewritten and enlarged, and many new formulas interspersed throughout the volume.

DUNGLISON ON NEW REMEDIES.

NEW EDITION.

NEW REMEDIES,

BY ROBLEY DUNGLISON, M. D., &c. &c.

Fifth edition, with extensive additions. In one neat Octavo volume.

A work like this is obviously not suitable for either critical or analytical review. It is, so far as it goes, a dispensatory, in which an account is given of the chemical and physical properties of all the articles recently added to the Materia Medica and their preparations, with a notice of the diseases for which they are prescribed, the doses, mode of administration, &c.—*The Medical Examiner.*

CHRISTISON & GRIFFITH'S DISPENSATORY; Now Ready.

A DISPENSATORY,

OR

COMMENTARY ON THE PHARMACOPŒIAS OF GREAT BRITAIN
AND THE UNITED STATES:

COMPRISING

THE NATURAL HISTORY, DESCRIPTION, CHEMISTRY, PHARMACY, ACTIONS, USES
AND DOSES OF THE ARTICLES OF THE MATERIA MEDICA.

BY ROBERT CHRISTISON, M. D., V. P. R. S. E.,

PRESIDENT OF THE ROYAL COLLEGE OF PHYSICIANS OF EDINBURGH, PROFESSOR OF MATERIA MEDICA IN THE
UNIVERSITY OF EDINBURGH, ETC.

Second Edition, Revised and Improved,

WITH A SUPPLEMENT CONTAINING THE MOST IMPORTANT NEW REMEDIES.

WITH COPIOUS ADDITIONS,

AND TWO HUNDRED AND THIRTEEN LARGE WOOD ENGRAVINGS,

BY R. EGLESFELD GRIFFITH, M. D.,

AUTHOR OF "A MEDICAL BOTANY," ETC.

*In One very large and handsome Octavo Volume of over One Thousand closely printed Pages, with
numerous Wood-cuts, beautifully printed, on fine white paper.*

Presenting an immense quantity of matter at an unusually low price.

It is enough to say that it appears to us as perfect as a Dispensatory, in the present state of pharmaceutical science, could be made. It omits any details pertaining to this branch of knowledge which the student has a right to expect in such a work, we confess the omission has escaped our scrutiny. We cordially recommend this work to such of our readers as are in need of a Dispensatory. They cannot make choice of a better.—*The Western Journal of Medicine and Surgery.*

In conclusion, we need scarcely say that we strongly recommend this work to all classes of our readers. As a Dispensatory and commentary on the Pharmacopœias, it is unrivalled in the English or any other language.—*The Dublin Quarterly Journal.*

We earnestly recommend Dr. Christison's Dispensatory to all our readers, as an indispensable companion, not in the study only, but in the Surgery also.—*British and Foreign Medical Review.*

It is exactly the work we would give to the student for daily reading, or to the practitioner for regular reference. Without being encumbered with unnecessary detail or research, it is sufficiently explicit in its literature to render it an ample encyclopedia of its subject; and at the same time, its practical information is so condensed and summary, yet without a sacrifice of even the least important fact, that to the student it cannot but be a text-book invaluable in its kind. Had we said less concerning this volume we should have been wanting in common duty; but it is not necessary that we should say more to convince our readers that it will be the best English work extant upon the subject it embraces.—*Medical Times.*

There is not in any language a more complete and perfect Treatise.—*N. Y. Annalist.*
As nearly complete as possible—a work of great authority and usefulness.—*Charleston Medical Journal.*
One of the standards of the day, and as such must meet the favor it deserves.—*Am. Jour. of the Med. Sciences.*
In advance of most that has been written on the subject.—*Buffalo Medical Journal.*

As perfect as such an undertaking can well be.—*Southern Medical and Surgical Journal.*
We can heartily recommend this work as one of the very best of its kind.—*Northwestern Medical Journal.*
It should occupy a conspicuous place in the bureau of every physician and apothecary.—*N. O. Medical and Surgical Journal.*

The most accurate, the best arranged, and the cheapest work of the kind.—*London and Edinburgh Journal of Medical Science.*

To those who do not possess *Wood & Bache*, we would say procure *Christison & Griffith*; and to those who do possess the former, that it would be well to procure the latter as soon as convenient.—*St. Louis Medical and Surgical Journal.*

From Professor Rayburn, of St. Louis.

The most valuable, in my opinion, of all the Dispensatories yet published.

DUNGLISON'S THERAPEUTICS. New and much Improved Edition.

GENERAL THERAPEUTICS AND MATERIA MEDICA.

With One Hundred and Twenty Illustrations.

ADAPTED FOR A MEDICAL TEXT-BOOK.

BY ROBLEY DUNGLISON, M. D.,

Professor of Institutes of Medicine, &c. in Jefferson Medical College; Late Professor of Materia Medica, &c.
in the Universities of Virginia and Maryland, and in Jefferson Medical College.

Third edition, revised and improved, in two octavo volumes, well bound.

The most complete and satisfactory exponent of the existing state of Therapeutical Science, within the moderate limits of a text-book, of any hitherto published.—*N. Y. Journal of Medicine.*

Our junior brethren in America will find in these volumes of Professor Dunglison, a "THESAURUS MEDICAMINUM," more valuable than a large purse of gold.—*London Medico-Chirurgical Review.*

No medical student on either side of the Atlantic should be without these volumes.—*British and Foreign Medical Review.*

ROYLE'S MATERIA MEDICA.

MATERIA MEDICA AND THERAPEUTICS;

INCLUDING THE

Preparations of the Pharmacopœias of London, Edinburgh, Dublin, and of the United States.

WITH MANY NEW, MEDICINES.

BY J. FORBES ROYLE, M. D., F. R. S.,

Professor of Materia Medica and Therapeutics, King's College, London, &c. &c.

EDITED BY JOSEPH CARSON, M. D.,

Professor of Materia Medica in the Philadelphia College of Pharmacy, &c. &c.

WITH NINETY-EIGHT ILLUSTRATIONS.

In one large octavo volume, of about Seven Hundred Pages.

Being one of the most beautiful Medical works published in this Country.

This work is, indeed, a most valuable one, and will fill up an important vacancy that existed between Dr. Pereira's most learned and complete system of Materia Medica, and the class of productions on the other extreme, which are necessarily imperfect from their small extent.—*British and Foreign Medical Review.*

Of the various works on the plan of the one before us, there is none more deserving of commendation. Every one who can afford it, should possess this excellent work.—*Medical Examiner.*

We cannot too highly recommend this valuable work, both to the student and practitioner.—*Southern Journal of Medicine and Pharmacy.*

This work is ably done—the botanical part with great skill; and the chemical, natural history, and therapeutic department most perfect and complete.—*Edinburgh Medical Journal.*

The subject is well treated, the matter practical and well arranged, and we do not hesitate to recommend it as a most useful volume to the student and practitioner.—*Medical Gazette.*

The wood engravings by which the crystals, the vegetable products, and the medicinal animals are illustrated, are better than anything hitherto attempted in Materia Medica, and must prove a great assistance to the student, appealing as they do more powerfully to the mind than the most careful verbal descriptions taken alone could do.—*Lancet.*

Each substance is considered in reference to its history, its physical and chemical properties, preparations, tests, action, uses, and doses. All of these are briefly sketched in a concise and lucid manner, and in a way to show that a master-hand was employed in the task.—*N. O. Medical and Surgical Journal.*

~~~~~

**NEW AND COMPLETE MEDICAL BOTANY.** *Lately Published.*

## MEDICAL BOTANY,

OR, A DESCRIPTION OF ALL THE MORE IMPORTANT PLANTS USED IN MEDICINE, AND OF THEIR PROPERTIES, USES, AND MODES OF ADMINISTRATION.

BY R. EGLESFELD GRIFFITH, M. D., &c. &c.

In one large octavo volume, of 704 pages, handsomely printed, with nearly three hundred and fifty illustrations on wood.

By far the most comprehensive and complete work upon the subject which has been issued from the American press, filling a great vacancy in the medical literature of the country.—*Ill. & Ind. Med. and Surg. Jour.*  
An admirable work.—*Boston Medical and Surgical Journal.*

One of the greatest acquisitions to American medical literature. It should by all means be introduced at the very earliest period, into our medical schools, and occupy a place in the library of every physician in the land.—*Southwestern Medical Advocate.*

Admirably calculated for the physician and student—we have seen no work which promises greater advantages to the profession.—*N. O. Medical and Surgical Journal.*

One of the few books which supply a positive deficiency in our medical literature.—*Western Lancet.*  
We hope the day is not distant when this work will not only be a text-book in every medical school and college in the Union, but find a place in the library of every private practitioner.—*N. Y. Jour. of Medicine.*

~~~~~

GRIFFITH'S UNIVERSAL FORMULARY.—To be Ready in August.

THE UNIVERSAL FORMULARY;

A SYNOPSIS OF THE PHARMACOPŒIAS, DISPENSATORIES, AND FORMULARIES OF EUROPE AND AMERICA.

With numerous Magisterial Formulas from various sources.

BY R. E. GRIFFITH, M. D., &c. &c.,

Author of "Medical Botany," &c. &c.

In one octavo volume.

This work is intended to embrace all that is of practical importance in the numerous Pharmacopœias, Formularies, and Dispensatories of Europe and of this country, as well as such formulas as appeared deserving of notice in the Medical Journals, Treatises of Medicine, &c. &c., together with many others derived from private sources, which have never been hitherto published. It will therefore include all that is really useful in Redwood's Edition of Gray's Supplement to the Pharmacopœias, in Jourdan's Pharmacopœia, and the several works of Ellis, Fec, Paris, Thomson, Beasley, Cutereau, Cooley, Bouchardat, &c. As, in accordance with its title of a Universal Formulary it will not be confined solely to medical formulas, the publishers hope that the numerous scientific receipts embraced, will render it of much practical importance to the CHEMIST AND MANUFACTURER. It will contain

UPWARDS OF SIX THOUSAND FORMULAS,

alphabetically arranged, with copious indexes, pointing out the diseases in which the preparations are to be used, &c. &c., and thus combining the advantages of all the different modes of arrangement and reference.

Mohr, Redwood, and Procter's Pharmacy. Now Ready.

PRACTICAL PHARMACY.

COMPRISING THE ARRANGEMENTS, APPARATUS, AND MANIPULATIONS OF THE PHARMACEUTICAL SHOP AND LABORATORY.

BY FRANCIS MOHR, Ph. D.,

Assessor Pharmacæ of the Royal Prussian College of Medicine, Coblenz.

AND THEOPHILUS REDWOOD,

Professor of Pharmacy in the Pharmaceutical Society of Great Britain.

EDITED, WITH EXTENSIVE ADDITIONS,

BY PROF. WM. PROCTER, Jr.,

Of the Philadelphia College of Pharmacy.

In One handsomely printed Octavo Volume, of Five Hundred and Seventy Pages, with over 500 beautiful Engravings on Wood.

In presenting the work of Mohr and Redwood to the American Pharmaceutical public, it is under the impression that the want of a treatise on the apparatus and manipulations of Practical Pharmacy has long been felt. The Practice of Pharmacy, as conducted in England and in the United States, is sufficiently alike to render this work appropriate as a handbook for the American Apothecary; and the eminence of the authors in their respective countries, is a guarantee of the value of the information it contains. In passing through the hands of the Editor, the book has been increased more than one-fourth in size, about one hundred wood-cuts have been added, the arrangement of the subjects materially changed, and the work divided into chapters, each of which includes either one distinct subject, or several that have a certain generic relation to each other. One subject sought by the change of arrangement has been to fit the work as a text-book for the Editor's class in the Philadelphia College of Pharmacy, as far as its nature will admit, and some of the additions have been made with a view to the same object.—EDITOR'S PREFACE.

After a careful examination of this treatise, we have no hesitation in giving it our strongest recommendation, as excellent both in matter and manner. The whole of it is marked by a clear sense of the objects to be gained, by ingenuity in devising means for their accomplishment, and by a facility in explanation which renders every description at once intelligible. The wood engravings are of first-rate execution, and are so profusely scattered through the volume as to leave nothing to be desired in the way of illustration. As we do not address ourselves to the mere pharmacist, we shall not speak of the special adaptation of the work to his wants; but shall simply say that every medical practitioner who has anything to do with chemical processes, whether in the study of chemical pathology, or in the preparation and dispensing of medicines, will find in it a number of valuable hints, conducive alike to the saving of labor, and to the more effectual performance of his operations. Nearly the whole of the latter division has been supplied by Mr. Redwood; and it thus possesses the advantage of being in every way adapted to the requirements of the English dispenser, whilst it furnishes the results of a much more extensive practical acquaintance with the subject, than our professional writers on *Materia Medica* and Pharmacology can be expected to possess.—*The British and Foreign Medico-Chirurgical Review.*

The work is original in its design, and complete in its execution. The most minute details are described with great accuracy; and the illustrations are so well executed and so numerous, that a cursory inspection of the work is sufficient to convince the reader of its great practical utility. It is a kind of work for which there has long been a demand in this country, comprising a very complete account of all pharmaceutical operations, with the various modes of conducting them, as well as the apparatus.—*Pharmaceutical Journal.*

This work will prove of great value to the English pharmaceutical chemist, as it contains a large amount of valuable information relating to every department of his business. Every person engaged in the pharmaceutical profession should attentively read this Chapter; and we are sure that those who follow the rules here laid down, will conduct the dispensary business in the best way, and consequently with the greatest accuracy and dispatch. The wood engravings in the book are well executed.—*Medical Times.*

It is in all respects well qualified for the purpose proposed. It presents, in a sensible and judicious form, all the requisite information as to the details of conducting the business of chemist, druggist, and apothecary, and will be found a most useful and indispensable guide in the laboratory and manufactory. The volume is altogether one of great and indispensable utility to the druggist and compounder, and a most useful guide to all branches of the profession. It is illustrated with most beautiful and correct wood-cut figures of the various sorts of apparatus.—*The Edinburgh Medical and Surgical Journal.*

From Prof. Lewis C. Beck, of the Albany Medical College.

It is a capital book, and ought to be in the hands of every apothecary in the country. I shall strongly recommend it to my class in the Albany Medical College.

From Professor C. G. Page, of Washington.

Truly a valuable work, and one which I have long desired to see. The authors have been so full and careful in the detail of their illustrations and descriptions, that a careful study of the work would be almost equivalent to an apprenticeship in the laboratory. It will give me great pleasure to commend it to the profession.

DISPENSATORY AND FORMULARY.

A DISPENSATORY AND THERAPEUTICAL REMEMBRANCER.

COMPRISING THE ENTIRE LISTS OF MATERIA MEDICA,

With every Practical Formula contained in the three British Pharmacopœias.

WITH RELATIVE TABLES SUBJOINED, ILLUSTRATED BY UPWARDS OF SIX HUNDRED AND SIXTY EXAMPLES.

The Extemporaneous Forms and Combinations suitable for the different Medicines,

BY JOHN MAYNE, M. D., L. R. C. S., EDIN., &c. &c.

EDITED, WITH THE ADDITION OF THE FORMULÆ OF THE UNITED STATES PHARMACOPOEIA,

BY R. EGLESFELD GRIFFITH, M. D.,

In one 12mo. volume, of over three hundred large pages.

The neat typography, convenient size, and low price of this volume, recommends it especially to physicians, apothecaries, and students in want of a pocket manual.

MEIGS' OBSTETRICS.---Now Ready.

OBSTETRICS:
THE SCIENCE AND THE ART.
 BY CHARLES D. MEIGS, M. D.

Professor of Midwifery and the Diseases of Women and Children in the Jefferson Medical College, Philadelphia, &c. &c.

With One Hundred and Twenty Illustrations.

In One beautifully printed Octavo Volume, of Six Hundred and Eighty Large Pages.

Treatise after treatise on the theory and practice of Midwifery have, within a few years past, issued from the press in rapid succession, each excellent in its kind, and the majority bearing the names of the most diligent cultivators, and distinguished practitioners of obstetrics. Amid these, the work of Dr. Meigs will claim a high and commanding position. As an elementary treatise—concise, but, withal, clear and comprehensive—we know of no one better adapted for the use of the student; while the young practitioner will find in it a body of sound doctrine, and a series of excellent practical directions, adapted to all the conditions of the various forms of labor and their results, which he will be induced, we are persuaded, again and again to consult, and always with profit.

The work of Dr. Meigs bears all the intrinsic marks of being the production of one who has not only had ample opportunities for studying the several subjects of which he treats, but who has carefully improved those opportunities. There is an earnestness in the author's style, as of one having authority. What he describes, he has evidently seen—what he directs to be done, he has himself practised. From his very manner of teaching, we perceive that the obstetric science he inculcates has been deduced from, or verified by his own observations, and that the correctness of the rules of practice laid down by him has been tested by his own experience. This, while it constitutes in a great degree the value of the work, in relation to every point connected with the science and the art of obstetrics, renders it likewise a more pleasing one to study. The reader seems rather to be listening to the earnest, truthful, and living voice of one qualified to teach, than merely perusing the dry details of doctrine and of practice from the printed pages of a book.

It has seldom been our lot to peruse a work upon the subject, from which we have received greater satisfaction, and which we believe to be better calculated to communicate to the student correct and definite views upon the several topics embraced within the scope of its teachings. It is unnecessary for us to recommend the work to the favorable notice of the profession; and before even our remarks shall reach them, the work, we are persuaded, will be in the hands of the major portion of American physicians, as well as of those who are destined shortly to become such.—*American Journal of the Medical Sciences*, April 1849.

Elsewhere we shall look for an elaborate review of this work—we refer to it now merely to welcome its appearance, and to assure the student, who may be about to purchase a midwifery, that we are acquainted with none of greater practical value.—*Boston Medical and Surgical Journal*.

The very minuteness and particularity alluded to by the author constitute one of the strong and commendable features of the work, not for the student only, but for practitioners of all grades of experience. We most sincerely recommend it, both to the student and practitioner, as a more complete and valuable work on the Science and Art of Midwifery, than any of the numerous reprints and American Editions of European works on the same subject.—*N. Y. Annalist*, April 1849.

The above work will be welcomed most cordially by all who feel an interest in the study of obstetrics. Its author is well known as a practitioner of vast experience, in matters appertaining to midwifery, and the diseases of women and children, and it is truly surprising how one, who is continually going about doing good in his way, should find time to write so much and so well as does Dr. Meigs.

In conclusion, we would recommend this treatise on obstetrics to the profession as one worthy the reputation of its distinguished author.—*Medical Examiner*, May 1849.

TYLER SMITH ON PARTURITION.—A New Work.—Just Ready.

ON PARTURITION
 AND THE
PRINCIPLES AND PRACTICE OF OBSTETRICS.

By W. TYLER SMITH, M. D.

Lecturer on Obstetrics in the Hunterian School of Medicine, &c. &c.

In one large duodecimo volume, of 400 pages

The work will recommend itself by its intrinsic merit to every member of the profession.

Lancet, April, 1849.

We can imagine the pleasure with which William Hunter or Denman would have welcomed the present work; certainly the most valuable contribution to obstetrics that has been made since their own day. For ourselves we consider its appearance as the dawn of a new era in this department of medicine.

We have thus given a brief, but we believe accurate and succinct, outline of the original views contained in this volume. At every page of the work itself, practical deductions are drawn from the physiological doctrines as they are advanced; but we have for the present chiefly confined ourselves to the latter. In a futura bibliographical sketch we shall, with equal care, go over these lectures, which are entirely devoted to practical points; and we are sure that the interest of our readers will not flag while they follow us in our task. We would observe, that we do not pledge ourselves to all and every doctrine promulgated by Dr. Tyler Smith. This would be impossible, considering the magnitude of the subject itself, and the great variety and importance of the topics discussed; but we do most cordially recommend the work as one absolutely necessary to be studied by every accoucheur. It will, we may add, prove equally interesting and instructive to the student, the general practitioner, and pure obstetrician. It was a bold undertaking to reclaim parturition for Reflex Physiology, and it has been well performed.—*London Journal of Medicine*.

RAMSBOTHAM'S MIDWIFERY.

THE PRINCIPLES AND PRACTICE OF OBSTETRIC MEDICINE AND SURGERY,

In reference to the Process of Parturition.

BY FRANCIS H. RAMSBOTHAM, M. D.

Physician to the Royal Maternity Charity, &c. &c.

NEW AMERICAN FROM THE LAST LONDON EDITION.

Illustrated with One Hundred and Forty-eight Figures on Fifty-five Lithographic Plates.

In one large and handsomely printed volume, imperial octavo, with 520 pages.

From Professor Hodge, of the University of Pennsylvania.

To the American public, it is most valuable, from its intrinsic undoubted excellence, and as being the best authorized exponent of British Midwifery. Its circulation will, I trust, be extensive throughout our country.

We recommend the student, who desires to master this difficult subject with the least possible trouble, to possess himself at once of a copy of this work.—*American Journal of the Medical Sciences.*

It stands at the head of the long list of excellent obstetric works published in the last few years in Great Britain, Ireland, and the Continent of Europe. We consider this book indispensable to the library of every physician engaged in the practice of Midwifery.—*Southern Medical and Surgical Journal.*

When the whole profession is thus unanimous in placing such a work in the very first rank as regards the extent and correctness of all the details of the theory and practice of so important a branch of learning, our commendation or condemnation would be of little consequence; but, regarding it as the most useful of all works of the kind, we think it but an act of justice to urge its claims upon the profession.—*N. O. Med. Journal.*

We are disposed to place it first on the list of the numerous publications that have appeared on this subject; for there is none within our knowledge that displays in so clear and forcible a manner every step in the process, and that, too, under all imaginable circumstances.—*N. Y. Journal of Medicine.*

New Edition. Revised for this Country, 1848.

THEORY AND PRACTICE OF MIDWIFERY.

BY FLEETWOOD CHURCHILL, M. D.,

Hon. Fellow of the Royal College of Physicians of Ireland, &c. &c.

WITH NOTES AND ADDITIONS

BY ROBERT M. HUSTON, M. D., &c.

THIRD AMERICAN EDITION, REVISED AND IMPROVED BY THE AUTHOR.

With One Hundred and Twenty-eight Illustrations.

In One very handsome Octavo Volume, of Five Hundred and Twenty-Six Pages.

This is certainly the most perfect system extant. It is the best adapted for the purposes of a text-book, and that which he whose necessities confine him to one book, should select in preference to all others.—*Southern Medical and Surgical Journal.*

The most popular work on Midwifery ever issued from the American press—*Charleston Medical Journal.* Certainly, in our opinion, the very best work on the subject which exists.—*N. Y. Annalist.*

We were reduced to the necessity of having but one work on Midwifery, and permitted to choose, we would unhesitatingly take Churchill.—*Western Medical and Surgical Journal.*

It is impossible to conceive a more useful and elegant Manual than Dr. Churchill's Practice of Midwifery.—*Provincial Medical Journal.*

No work holds a higher position, or is more deserving of being placed in the hands of the tyro, the advanced student, or the practitioner.—*Medical Examiner.*

LEE'S CLINICAL MIDWIFERY. New Ready.

CLINICAL MIDWIFERY,

COMPRISING THE HISTORIES OF FIVE HUNDRED AND FORTY-FIVE CASES OF DIFFICULT, PRETERNATURAL, AND COMPLICATED LABOR, WITH COMMENTARIES.

BY ROBERT LEE, M. D., F. R. S., &c.

From the 2nd London Edition. In one royal 12mo. vol. extra cloth. 238 pages.

More instructive to the juvenile practitioner than a score of systematic works.—*Lancet.*

Will be consulted by every accoucheur who practices his art with the zeal which it merits.—*Med. Gazette.*

An invaluable record for the practitioner.—*N. Y. Annalist.*

This admirable book of precedents.—*Boston Medical and Surgical Journal.*

A storehouse of valuable facts and precedents.—*American Journal of the Medical Sciences.*

DEWEES'S MIDWIFERY.

A COMPREHENSIVE SYSTEM OF MIDWIFERY.

ILLUSTRATED BY OCCASIONAL CASES AND MANY ENGRAVINGS.

BY WILLIAM P. DEWEES, M. D.,

Tenth Edition, with the Author's last Improvements and Corrections. In one Octavo Volume, of 660 pages.

MEIGS ON FEMALES.

FEMALES AND THEIR DISEASES; A SERIES OF LETTERS TO HIS CLASS.

BY C. D. MEIGS, M. D.,

Professor of Midwifery and the Diseases of Women and Children in the Jefferson Medical College of Philadelphia, &c. &c.

In One large and beautifully printed Octavo Volume of 670 Pages.

This is a clever, a very clever book. It is *unique* in its method, and truly felicitous in its execution. Finally, Prof. Meigs has sought in this work to give to his brethren, and especially to his class, a book which may be read. We would say, that we think he has not failed.—*Boston Medical and Surgical Journal.*

He has evidently seen almost every form and variety of female disease, and not only seen, but observed and reflected, and if we may judge by the innate evidence afforded by the volume itself, practiced successfully. His volume contains many practical hints and suggestions which will repay perusal.—*The Charleston Medical Journal and Review.*

The work is written in a free, animated conversational style, and is replete with sound practical instruction.—*The Western Lancet.*

We warmly commend the work of Professor Meigs as a highly interesting and instructive volume.—*N. Y. Journal of Medicine.*

The remaining affections of the womb, included in the volume before us, are treated of very learnedly, and much valuable instruction is communicated concerning them. Dr. Meigs' views as to the nature and causes of these affections are generally correct, while his long and extensive experience gives to his practical directions no trifling weight. The work contains a very large fund of valuable matter, and will, in all probability, become a very popular one.—*American Medical Journal.*

His great reputation, the change in the book from the usual manner of writing, and the intrinsic merits with which the work abounds, will give it a wide-spread circulation, and a very general perusal.—*Northern and Western Medical and Surgical Journal.*

The style is certainly not faultless, but yet it is one which, we venture to believe, will prove acceptable to most of the readers to whom it is especially addressed. It is fresh, buoyant, varied and sprightly, and one is carried along by it without weariness. "As to the doctrine and the precept of these letters," we think with the author, that "he has a right, at his time of life, to be heard upon them," and we are quite sure that he will be heard with great advantage. Whatever difference of opinion there may be respecting the manner of the letters, there can be no diversity as to the matter. They are full of instruction. It would be difficult to point to a volume containing more valuable information relative to females and their diseases. We take leave of these Letters with the conviction that they will be productive of great good. They will be read with attention by many who would not have patience to wade through an elaborate, systematic treatise on diseases of females, and there is something in the dashing, random style which serves to impress their sentiments upon the memory. We do not undertake to say that the style is the best; it would probably be hazardous to assert that it is even a proper one for such a subject; but we must say, that it has contributed its share towards the pleasure with which we have read this volume.—*The Western Journal of Medicine and Surgery.*

We think that Dr. M. has done to his class and to the profession generally, a service for which they will be grateful, and for which he merits the approbation of all. He has endeavored to perform his task, he tells us, in a spirit of "freedom and abandon," very different from the dullness which has hitherto characterized medical writings; and we think he has succeeded in producing a very agreeable, amusing, clever, and instructive book, which will be read with pleasure, and be likely to be impressive. We feel that in this hasty sketch we have given the reader scarcely an idea of the vast amount of useful information which the book contains, and of the pleasing style in which, generally, it is conveyed, and most conscientiously advise him to purchase and read it for himself. It is, nevertheless, one of the most original and pleasant medical books, and one of the most agreeable upon the subject, we have ever read; and we cannot but acknowledge, that Professor Meigs has rendered by its publication a great service to his profession, and done great credit to his own industry and scholarship, and to his skill as a practitioner, and his ability as a teacher. As it is, we hope that every young man will allow himself the recreation and instruction to be derived from its perusal.—*The Annalist.*

The body of the book is worthy of extensive consideration, and is evidently the production of a clever, thoughtful, and sagacious physician. Dr. Meigs' letters on the diseases of the external organs, contain many interesting and rare cases, and many instructive observations. We take our leave of Dr. Meigs, with a high opinion of his talents and originality.—*The British and Foreign Medico-Chirurgical Review.*

Every chapter is replete with practical instruction, and bears the impress of being the composition of an acute and experienced mind. There is a terseness, and at the same time an accuracy, in his description of symptoms, and in the rules for diagnosis, which cannot fail to recommend the volume to the attention of the reader.—*Ranking's Abstract.*

ASHWELL ON THE DISEASES OF FEMALES.

A PRACTICAL TREATISE ON THE DISEASES PECULIAR TO WOMEN, Illustrated by Cases derived from Hospital and Private Practice.

BY SAMUEL ASHWELL, M. D.,

Member of the Royal College of Physicians; Obstetric Physician and Lecturer to Guy's Hospital, &c.

WITH ADDITIONS,

BY PAUL BECK GODDARD, M. D.,

SECOND AMERICAN EDITION.

In one octavo volume of Five Hundred and Twenty Pages.

One of the very best works ever issued from the press on the Diseases of Females.—*Western Lancet.*
This invaluable work.—*Missouri Medical and Surgical Journal.*

We strongly recommend Dr. Ashwell's Treatise to our readers as a valuable book of reference, on an extensive, complicated, and highly important class of diseases.—*Edinburgh Monthly Journal of Med. Sciences.*

CONDIE ON CHILDREN.

A PRACTICAL TREATISE ON

THE DISEASES OF CHILDREN.

BY D. FRANCIS CONDIE, M. D.,

Fellow of the College of Physicians; Member of the American Philosophical Society, &c.

Second Edition. In One large Octavo Volume, of Six Hundred and Fifty-eight Pages.

We feel persuaded that the American Medical profession will soon regard it, not only as a very good, but as the very best "Practical Treatise on the Diseases of Children."—*American Medical Journal.*

We pronounced the first edition to be the best work on the Diseases of Children in the English language, and, notwithstanding all that has been published, we still regard it in that light.—*Medical Examiner.*

From Professor D. Humphreys Storer, of Boston.

I consider it to be the best work on the Diseases of Children we have access to, and as such recommend it to all who ever refer to the subject.

From Professor M. M. Pallen, of St. Louis.

I consider it the best treatise on the Diseases of Children that we possess, and as such have been in the habit of recommending it to my classes.

Dr. Condie's scholarship, uncommon industry, and practical sense are manifested in this, as in all his numerous contributions to science.—*Dr. Holmes's Report to the American Medical Association.*

Taken as a whole, in our judgment, Dr. Condie's Treatise is the one from the perusal of which the practitioner in this country will rise with the greatest satisfaction.—*Western Journal of Medicine and Surgery.*

One of the best works upon the Diseases of Children in the English language.—*Western Lancet.*

CHURCHILL ON FEMALES.

THE DISEASES OF FEMALES,

INCLUDING THOSE OF PREGNANCY AND CHILDBED.

BY FLEETWOOD CHURCHILL, M. D.,

Author of Theory and Practice of Midwifery, &c. &c.

FOURTH AMERICAN, FROM THE SECOND LONDON EDITION, WITH ILLUSTRATIONS,

EDITED, WITH NOTES,

BY ROBERT M. HUSTON, M. D., &c. &c.

In one octavo volume of 604 pages.

The rapid sale of three editions of this valuable work, stamp it so emphatically with the approbation of the profession of this country, that the publishers in presenting a fourth deem it merely necessary to observe, that every care has been taken by the editor, to supply any deficiencies which may have existed in former impressions, and to bring the work fully up to the date of publication.

One great and distinguishing trait of the volume is, that it embraces all the diseases peculiar to women, which can hardly be said of any other publication; and it is this circumstance that especially recommends it to practitioners who are without the opportunity of consulting numerous works.—*Medical Examiner.*

A TREATISE ON THE DISEASES OF FEMALES.

BY W. P. DEWEES, M. D.

NINTH EDITION.

In one volume, 8vo. 532 pages, with plates.

A TREATISE

ON THE PHYSICAL AND MEDICAL TREATMENT OF CHILDREN.

BY W. P. DEWEES, M. D.

NINTH EDITION.

In one volume, 8vo. 548 pages.

MEIGS' TRANSLATION OF

A Treatise on the Diseases of Females, and on the Special Hygiene of their Sex.

BY COLOMBAT DE L'ISERE, M. D., &c.

In one large octavo volume, of 720 pages. Many wood-cuts.

MEIGS ON CERTAIN DISEASES OF INFANTS.

In one octavo volume. Nearly ready.

CHURCHILL

On the Management and more Important Diseases of Infancy and Childhood.

In one octavo volume. (Preparing.)

WEST'S LECTURES

ON THE DISEASES OF INFANTS.

(Publishing in the Medical News and Library.)

THE GREAT SURGICAL LIBRARY. A SYSTEM OF SURGERY.

BY J. M. CHELIUS,

Doctor of Medicine and Surgery, Public Professor of General and Ophthalmic Surgery, &c. &c., in the University of Heidelberg.

TRANSLATED FROM THE GERMAN,

AND ACCOMPANIED WITH ADDITIONAL NOTES AND OBSERVATIONS,

BY JOHN F. SOUTH,

Surgeon to St. Thomas' Hospital.

Now complete in three large 8vo. vols. of nearly 2200 pages, or in seventeen numbers, at 50 cents.

This great work is within itself a library of reference for the surgical practitioner. Every detail of importance in Minor Surgery; Operative Surgery, and the Principles of Surgery will be found embodied in it, systematically arranged and clearly expressed, together with a copious Surgical Bibliography. This vast mass of information is elucidated and rendered easy of reference by an index occupying one hundred and seventy double columned pages, enabling the surgeon to refer at once to the opinions of the best authorities on any disputed point. The reputation of the original work is sufficiently exemplified by its having passed through six editions in Germany, and having been translated into eight languages. The translation of Mr. South was undertaken with the concurrence and assistance of the author, and the translator has made numerous and important additions to the work, embodying the facts and opinions set forth by all the principal surgeons of Continental Europe, Great Britain and the United States. With all these advantages it is confidently presented to the profession as the most complete system of Surgical Science in the English language.

In this work the practitioner will find the fullest and ablest digest extant of all that relates to the present advanced state of Surgical Pathology.—*American Medical Journal*.

If we were confined to a single work on Surgery, that work should be Chelius's.—*St. Louis Med. Journal*. As complete as any system of Surgery can well be.—*Southern Medical and Surgical Journal*.

The most extensive and complete system of Surgical practice in the English language.—*Ill. and Ind. Medical and Surgical Journal*.

The most finished system of Surgery in the English language.—*Western Lancet*.

The most learned and complete systematic treatise now extant.—*Edinburgh Medical Journal*.

No work in the English language comprises so large an amount of information relative to operative medicine and surgical pathology.—*Medical Gazette*.

We have, indeed, seen no work which so nearly comes up to our idea of what such a production should be, both as a practical guide and as a work of reference, as this; and the fact that it has passed through six editions in Germany, and been translated into seven languages, is sufficiently convincing proof of its value. It is methodical and concise, clear and accurate; omitting all minor details and fruitless speculations, it gives us all the information we want in the shortest and simplest form.—*The New York Journal of Medicine*.

No work on Surgery in our language is so complete both as regards the general plan and the minutest details.—*Southern Journal of Medicine and Surgery*.

A complete encyclopedia of surgical science—a very complete surgical library—by far the most complete and scientific system of surgery in the English language.—*N. Y. Journal of Medicine*.

The original text book of Chelius is well known to be one of the best of its class; and the valuable and extensive notes of Mr. South, in which he has largely embodied the results of his own experience, have undoubtedly rendered his translation of it one of the most complete treatises on Surgery in the English language. It seems to us to be alike essential to the student and practitioner.—*Monthly Journal of Medical Science*.

We feel gratified and proud of the work in its English garb, and we do not hesitate to pronounce it the best and most comprehensive system of modern Surgery with which we are acquainted, and as such we earnestly recommend it to the student and practitioner.—*Medico-Chirurgical Review*.

It is one of the most learned and practical writings extant. It must at once take a place, wherever it is known, among the standard surgical authorities.—*Buffalo Medical Journal*.

The most extensive and comprehensive account of the art and science of Surgery in our language.—*Lancet*.

This index adds greatly, in our opinion, to the value of the work, as it enables those with whom time is an object, at once to obtain an epitome of what is to be found in the body of the work, or any subject on which information may be looked for.—*Provincial Medical and Surgical Journal*.

The work is closed with a most elaborate and analytical index, which occupies no less than one hundred and seventy-seven closely printed pages; this forms in itself a most valuable work of reference; and deserves to be very highly appreciated by every surgeon. We consider that this product of the combined experience and researches of Professors Chelius and South is by far the most important addition that has been made to surgical literature since the publication of Cooper's Surgical Dictionary.—*London Medical Gazette*.

May be regarded as the most comprehensive work on Surgery extant.—*Medical Examiner*.

The most complete and ample work on Surgery extant.—*New Jersey Medical Reporter*.

The work may now be regarded as the most complete which exists in our language on Surgery. No work in our language is so complete, both as regards the general plan and the minutest details; and it will be an imperishable monument to Mr. South's industry, talents, and attainments. An extensive analytical index adds much to its value.—*Southern Journal of Medicine and Surgery*.

Appended to Chelius is an analytical index of unusual length; this was essential, and will be found most useful in enabling the inquirer to consult any part of the work without trouble or loss of time.—*Medical Times*.

One of the most complete works in surgical literature.—*Western Journal of Medicine and Surgery*.

Members of the profession who reside at a distance from the metropolitan centres, or in the colonies, those who are or purpose to be, connected with our military or naval departments; indeed, all who may desire, or who, from their position may find it necessary to have a book of reference at hand, which they may regard as an authority, will derive much assistance from this work, as supplying a desideratum long wanted in the profession.—*Medical Times*.

COOPER (SIR ASTLEY) ON THE ANATOMY AND TREATMENT OF ABDOMINAL HERNIA. 1 large vol., imp. 8vo., with over 130 lithographic figures.

COOPER ON THE STRUCTURE AND DISEASES OF THE TESTIS, AND ON THE THYMUS GLAND. 1 vol., imp. 8vo., with 177 figures on 29 plates.

COOPER ON THE ANATOMY AND DISEASES OF THE BREAST, WITH TWENTY-FIVE MISCELLANEOUS AND SURGICAL PAPERS. 1 large vol., imp. 8vo., with 252 figures on 36 plates.

COOPER ON DISLOCATIONS AND FRACTURES OF THE JOINTS.—Edited by Bransby Cooper and J. C. Warren. 1 vol. 8vo., with 133 cuts. 500 pp.

DURLACHER ON CORNS, BUNIONS, &c.—A Treatise on Corns, Bunions, the Diseases of Nails, and the General Management of the Feet. In one 12mo. volume, cloth. 134 pp.

GUTHRIE ON THE BLADDER, &c.—The Anatomy of the Bladder and Urethra, and the Treatment of the Obstructions to which those Passages are liable. In one vol. 8vo. 150 pp.

THE STUDENT'S TEXT-BOOK OF SURGERY.
New and Improved Edition. Just Issued.

THE PRINCIPLES AND PRACTICE OF MODERN SURGERY.

BY ROBERT DRUITT,

Fellow of the Royal College of Surgeons.

A New American from the last and improved London Edition.

EDITED BY F. W. SARGENT, M. D.,

Author of "Minor Surgery," &c.

Illustrated with One Hundred and Ninety-three Wood Engravings.

In one very handsomely printed octavo volume of 576 large pages.

In preparing the new edition of this popular text-book, every care has been taken so to improve it in every respect as to raise it still higher in the estimation of the profession. The edition from which this is printed has large and important additions by the author; while the present editor, Dr. Sargent, has added whatever appeared necessary to render the book a correct exponent of the present state of surgical science in this country. The illustrations have been entirely remodelled; numerous new ones added by both author and editor; and many superior ones substituted for those rejected. The amount of these changes may be estimated from the fact, that of the 193 wood-cuts at present in this volume, more than one-half have appeared in no former American edition. In mechanical execution, also, the work will be found much improved; in clear type, white paper, and handsome printing, it will compare favorably with the best executed works published in the country, while the price is still kept so low as to place it within the reach of all.

An unsurpassable compendium, not only of Surgical, but of Medical Practice.—*London Medical Gazette.*
 No work, in our opinion, equals it in presenting so much valuable surgical matter in so small a compass.—*St. Louis Medical and Surgical Journal.*

The author has fully succeeded in producing a complete system of surgical science and practice in the smallest practicable compass, and at the cheapest possible price.—*Edinburgh Monthly Medical Journal.*

It is the most accurate and ample résumé of the present state of surgery that we are acquainted with.—*Dublin Medical Journal.*

This is the best work of its size, on the subject of surgery, that has made its appearance on our desk. For the use of the general practitioner, it may be preferable to many of the larger works, as it has the important facts he wants, in a more condensed form, from which he can get his information with less labor and time, if not with clearer views of the subject.—*The Northwestern Medical and Surgical Journal.*

Admirably adapted to the wants of the student.—*Provincial Medical and Surgical Journal.*

A better book on the principles and practice of surgery has not been given to the profession.—*Boston Medical and Surgical Journal.*

SARGENT'S MINOR SURGERY. A NEW WORK.

ON BANDAGING, AND OTHER POINTS OF MINOR SURGERY.

BY F. W. SARGENT, M. D.

In one handsome volume, royal 12mo., with nearly 400 Pages, and 123 Wood-cuts.

The very best manual of Minor Surgery we have seen.—*Buffalo Medical and Surgical Journal.*

Admirably adapted to the use of the student.—*Charleston Medical Journal.*

We can unhesitatingly recommend this volume as one of the very best of its kind.—*American Med. Journal.*

We will adopt it as a text-book for the use of our own pupils, and we must recommend our fellow practitioners in all parts of the country to do likewise.—*N. Y. Journal of Medicine.*

Nothing perhaps in the whole routine of practice redounds more decidedly to the upbuilding of a young surgeon's reputation, and certainly none contributes more to the comfort of the suffering patient, than dexterity in the performance of the minor surgical operations, and the neat and skillful arrangement of dressings. In view of these facts, it is a matter of some degree of astonishment that a due consideration of this subject should have been deferred so long. We strongly recommend Dr. Sargent's treatise to all our readers, believing that it will prove abundantly useful to those who consult its pages for information upon the important subjects therein discussed.—*The Ohio Medical and Surgical Journal.*

LISTON AND MUTTER'S SURGERY.

LECTURES ON THE OPERATIONS OF SURGERY,

And on Diseases and Accidents requiring Operations.

DELIVERED AT UNIVERSITY COLLEGE, LONDON.

BY ROBERT LISTON, Esq., F. R. S., &c.

EDITED, WITH NUMEROUS ALTERATIONS AND ADDITIONS, BY T. D. MUTTER, M. D., &c. &c.

In one large and handsome octavo volume of 566 pages, with 216 Wood-cuts.

It is a compendium of the modern practice of Surgery as complete and accurate as any treatise of similar dimensions in the English language.—*Western Lancet.*

LAWRENCE ON RUPTURES.—A Treatise on Ruptures, from the fifth London Edition. In one 8vo. vol. sheep. 480 pp.

MAURY'S DENTAL SURGERY.—A Treatise on the Dental Art, founded on Actual Experience. Illustrated by 241 lithographic figures and 54 wood-cuts. Translated by J. B. Savier. In 1 8vo. vol., sheep. 286 pp.

ROBERTSON ON THE TEETH.—A Practical Treatise on the Human Teeth, with Plates. One small volume, 8vo. 230 pp.

DUFTON ON THE EAR.—The Nature and Treatment of Deafness and Diseases of the Ear; and the Treatment of the Deaf and Dumb. One small 12mo. volume. 120 pp.

FERGUSSON'S OPERATIVE SURGERY. NEW EDITION.

A SYSTEM OF PRACTICAL SURGERY.

BY WILLIAM FERGUSSON, F. R. S. E.,

Professor of Surgery in King's College, London, &c. &c.

THIRD AMERICAN, FROM THE LAST ENGLISH EDITION.

With Two Hundred and Seventy-four Illustrations, from Drawings by Bagg,
Engraved by Gilbert & Gihon.

In one large and beautifully printed octavo volume, of six hundred and thirty pages.

It is with unfeigned satisfaction that we call the attention of the profession in this country to this excellent work. It richly deserves the reputation conceded to it, of being the best practical Surgery extant, at least in the English language.—*Medical Examiner*.

Professor Fergusson's work, we feel persuaded, will be as great a favorite as it deserves, for it combines the powerful recommendations of cheapness and elegance, with a clear, sound, and practical treatment of every subject in surgical science. The illustrations, by Bagg, are admirable—in his very best style.—*Edinburgh Journal of Medical Science*.

MILLER'S PRINCIPLES OF SURGERY.

THE PRINCIPLES OF SURGERY.

BY JAMES MILLER, F. R. S. E.,

Professor of Surgery in the University of Edinburgh, &c.

SECOND AMERICAN EDITION,

In one octavo volume of five hundred and thirty-eight pages.

BY THE SAME AUTHOR.

THE PRACTICE OF SURGERY.

SECOND AMERICAN EDITION.

In one octavo volume, of five hundred pages.

These two works are printed and bound to match, forming together a complete System of Surgery.

Taken together they form a very condensed and complete system of Surgery, not surpassed, as a text-book, by any work with which we are acquainted.—*Ill. and Ind. Medical and Surgical Journal*.

Mr. Miller has said more in a few words than any writer since the days of Celsus.—*N. O. Med. and Surg. Journal*.

LIBRARY OF OPHTHALMIC MEDICINE AND SURGERY.

A TREATISE ON THE DISEASES OF THE EYE.

BY W. LAWRENCE, F. R. S.,

Surgeon Extraordinary to the Queen, Surgeon to St. Bartholomew's Hospital, &c. &c.

A NEW EDITION.

With many Modifications and Additions, and the introduction of nearly two hundred Illustrations.

BY ISAAC HAYS, M. D.,

In one very large 8vo. vol. of 860 pages, with twelve plates and many wood-cuts through the text.

This book contains all that is necessary for the student or practitioner to know.—*Dublin Medical Press*.

The work of Mr. Lawrence, with the numerous additions of the American Editor, is allowedly one of, if not the best. The library of no medical man can be complete without it.—*N. Y. Journal of Medicine*.

JONES ON THE EYE.

THE PRINCIPLES AND PRACTICE OF OPHTHALMIC MEDICINE AND SURGERY.

BY T. WHARTON JONES, F. R. S., &c. &c.

EDITED BY ISAAC HAYS, M. D., &c.

In one very neat volume, large royal 12mo. of 529 pages, with four plates, plain, or colored, and ninety-eight well executed wood-cuts.

From Professor Mott, of New York.

The work on Ophthalmic Surgery, by Jones, is undoubtedly the best on that subject in the English language. It will give me pleasure to aid in its circulation in every way in my power.

Mr. Jones' Manual is a very elaborate compilation, and will, in this age of condensing, epitomizing, and manualizing, doubtless occupy the foremost place.—*Medico-Chirurgical Review*.

BRODIE'S SURGICAL LECTURES.—Clinical Lectures on Surgery. 1 vol. 8vo., cloth. 350 pp.

BRODIE ON THE JOINTS.—Pathological and Surgical Observations on the Diseases of the Joints. 1 vol. 8vo., cloth. 216 pp.

BRODIE ON URINARY ORGANS.—Lectures on the Diseases of the Urinary Organs. 1 vol. 8vo., cloth. 214 pp.

** These three works may be had neatly bound together, forming a large volume of "Brodie's Surgical Works." 750 pp.

FOWNES' CHEMISTRY FOR STUDENTS. New and Improved Edition.

ELEMENTARY CHEMISTRY, THEORETICAL AND PRACTICAL.

BY GEORGE FOWNES, PH. D.,

Chemical Lecturer in the Middlesex Hospital Medical School, &c. &c.

With Numerous Illustrations. Second American Edition. Edited, with Additions,

BY ROBERT BRIDGES, M. D.,

Professor of General and Pharmaceutical Chemistry in the Philadelphia College of Pharmacy, &c. &c.

In one large royal 12mo. volume, of 460 pages, sheep or extra cloth.

We know of no treatise in the language so well calculated to aid the student in becoming familiar with the numerous facts in the intrinsic science on which it treats, or one better calculated as a text-book for those attending Chemical lectures. * * * * The best text-book on Chemistry that has issued from our press.—*American Medical Journal*

We again most cheerfully recommend it as the best text-book for students in attendance upon Chemical lectures that we have yet examined.—*Ill. and Ind. Medical and Surgical Journal*.

A first rate work upon a first rate subject.—*St. Louis Medical and Surgical Journal*.

No manual of Chemistry which we have met, comes so near meeting the wants of the beginner.—*Western Journal of Medicine and Surgery*.

We know of none within the same limits, which has higher claims to our confidence as a college class book, both for accuracy of detail and scientific arrangement.—*Augusta Medical Journal*.

GARDNER'S MEDICAL CHEMISTRY—Now Ready.

MEDICAL CHEMISTRY,

FOR THE USE OF STUDENTS AND THE PROFESSION;

BEING A MANUAL OF THE SCIENCE, WITH ITS APPLICATIONS TO TOXICOLOGY,
PHYSIOLOGY, THERAPEUTICS, HYGIENE, &c. &c.

BY D. PEREIRA GARDNER, M. D.,

Late Professor of Chemistry in the Philadelphia College of Medicine, &c.

In one handsome royal 12mo. volume of 400 pages, with illustrations.

By far the greater number of medical students will find this work of Dr. Gardner better adapted to their wants than any other with which we are acquainted.—*Ohio Medical and Surgical Journal*.

Admirably adapted to the end and design. We shall be much disappointed if it is not adopted as a text-book in all our American Colleges.—*N. Y. Journ. of Medicine*.

An excellent work—one likely to be of great use to the student, and of no small value to the practitioner.—*Charleston Medical Journal*.

It is an admirable exposition of the facts of Chemical science in their application to practical medicine in its various branches. The work is sufficiently extended, and very accurate in its details, and cannot fail to prove most useful as a book of study or of reference.—*The Lancet*, March 10, 1849.

We know of no work exactly like it by any English author. The reader will find here, in a concise form, information for which he would otherwise have to seek in many elaborate and expensive treatises.—*London Medical Gazette*, March, 1849.

BOWMAN'S PRACTICAL CHEMISTRY. Now Ready.

INTRODUCTION TO PRACTICAL CHEMISTRY, INCLUDING ANALYSIS.

By JOHN E. BOWMAN,

Demonstrator of Chemistry, King's College.

In one handsome volume, royal 12mo., of over 300 pages.

WITH NEARLY ONE HUNDRED ENGRAVINGS ON WOOD.

One of the most complete manuals that has for a long time been given to the medical student.—*Athenaeum*.

We regard it as realizing almost everything to be desired in an introduction to Practical Chemistry. It is by far the best adapted for the Chemical student of any that has yet fallen in our way.—*British and Foreign Medical-Chirurgical Review*.

The best introductory work on the subject with which we are acquainted.—*Edinburgh Monthly Journal*, February, 1849.

ANIMAL CHEMISTRY,

WITH REFERENCE TO THE PHYSIOLOGY AND PATHOLOGY OF MAN.

BY DR. J. FRANZ SIMON.

TRANSLATED AND EDITED BY GEORGE E. DAY, M. A. & L. M. CANTAB., &c.

With plates. In one octavo volume of over seven hundred pages, sheep.

No treatise on physiological Chemistry approaches this in fulness and accuracy of detail.—*Western Journal of Medicine and Surgery*.

New Edition, Preparing.—THE ELEMENTS OF CHEMISTRY,

INCLUDING THE APPLICATION OF THE SCIENCE TO THE ARTS. WITH NUMEROUS ILLUSTRATIONS.

BY THOMAS GRAHAM, F. R. S., L. & E. D.

WITH NOTES AND ADDITIONS, BY ROBERT BRIDGES, M. D., &c. &c. In one very large 8vo. vol.

TAYLOR ON POISONS.

ON POISONS,

IN RELATION TO MEDICAL JURISPRUDENCE AND MEDICINE.

BY ALFRED S. TAYLOR, F. R. S., &c.

EDITED, WITH NOTES AND ADDITIONS, BY R. E. GRIFFITH, M. D.

In one large octavo volume, of 688 pages.

The most elaborate work on the subject that our literature possesses.—*Brit. and For. Medico-Chirur. Review*. One of the most practical and trustworthy works on Poisons in our language.—*Western Journal of Med.* It contains a vast body of facts, which embrace all that is important in toxicology, all that is necessary to the guidance of the medical jurist, and all that can be desired by the lawyer.—*Medico-Chirurgical Review*. It is, so far as our knowledge extends, incomparably the best upon the subject; in the highest degree creditable to the author, entirely trustworthy, and indispensable to the student and practitioner.—*N. Y. Annalist*.

TAYLOR'S MEDICAL JURISPRUDENCE.

MEDICAL JURISPRUDENCE.

BY ALFRED S. TAYLOR,

Lecturer on Medical Jurisprudence and Chemistry at Guy's Hospital, &c.

With numerous Notes and Additions, and references to American Practice and Law.

BY R. E. GRIFFITH, M. D.

In one octavo volume of five hundred and forty pages.

We recommend Mr. Taylor's work as the ablest, most comprehensive, and, above all, the most practically useful book which exists on the subject of legal medicine. Any man of sound judgment, who has mastered the contents of Taylor's "Medical Jurisprudence," may go into a court of law with the most perfect confidence of being able to acquit himself creditably.—*Medico-Chirurgical Review*.

The most elaborate and complete work that has yet appeared. It contains an immense quantity of cases lately tried, which entitle it to be considered what Beck was in its day.—*Dublin Medical Journal*.

TRAILL'S MEDICAL JURISPRUDENCE.—Outlines of a Course of Lectures on Medical Jurisprudence, Revised, with numerous Notes. In one small octavo volume of 234 pages.

DUNGLISON ON HUMAN HEALTH.

HUMAN HEALTH,

OR THE INFLUENCE OF ATMOSPHERE AND LOCALITY, CHANGE OF AIR AND CLIMATE, SEASONS, FOOD, CLOTHING, BATHING, EXERCISE, SLEEP, &c. &c. &c., ON HEALTHY MAN, CONSTITUTING ELEMENTS OF HYGIENE.

Second Edition, with many Modifications and Additions.

BY ROBLEY DUNGLISON, M. D., &c. &c.

In one octavo volume of 464 pages.

MITCHELL ON THE ORIGIN OF FEVERS—A New Work—Just Ready.

ON THE

CRYPTOGAMOUS ORIGIN OF MALARIOUS AND EPIDEMIC FEVERS.

BY J. K. MITCHELL, M. D.,

Professor of Practical Medicine in the Jefferson Medical College of Philadelphia, &c.

In one small volume of 138 pages, extra cloth.

BARTLETT ON CERTAINTY IN MEDICINE—Now Ready.

AN INQUIRY INTO THE DEGREE OF CERTAINTY IN MEDICINE, AND INTO THE NATURE AND EXTENT OF ITS POWER OVER DISEASE.

BY ELISHA BARTLETT, M. D.,

AUTHOR OF "FEVERS OF THE UNITED STATES," "PHILOSOPHY OF MEDICAL SCIENCE."

In One small Volume of 84 pages, crown 8vo., extra cloth.

AN ESSAY ON THE PHILOSOPHY OF MEDICAL SCIENCE.

BY ELISHA BARTLETT, M. D., Author of "Fevers of the United States."

In one handsome octavo volume of three hundred and twelve pages.

A NEW EDITION OF

THE MEDICAL STUDENT; Or, Aids to the Study of Medicine.

A REVISED AND MODIFIED EDITION. BY ROBLEY DUNGLISON, M. D.

In one neat 12mo. volume.

MANUALS FOR EXAMINATION. Now Ready.

AN ANALYTICAL COMPENDIUM OF THE VARIOUS BRANCHES OF MEDICAL SCIENCE, FOR THE USE AND EXAMINATION OF STUDENTS.

BY JOHN NEILL, M. D.,

DEMONSTRATOR OF ANATOMY IN THE UNIVERSITY OF PENNSYLVANIA, LECTURER ON ANATOMY IN THE MEDICAL
INSTITUTE OF PHILADELPHIA, ETC.,

AND

FRANCIS GURNEY SMITH, M. D.,

LECTURER ON PHYSIOLOGY IN THE PHILADELPHIA ASSOCIATION FOR MEDICAL INSTRUCTION, ETC. ETC.

Forming One very large and handsomely printed Volume in royal duodecimo, of over Nine Hundred large Pages, with about Three Hundred and Fifty Wood Engravings, strongly bound in leather, with raised bands.

While this work is not offered as a substitute for the regular text-books, for the purpose of study, its convenient form, and the amount of information condensed in its pages, together with the fulness of its illustrations, render it eminently suited as a work of reference for the office table of the practitioner. To render it more convenient for the student, it is divided into seven portions, corresponding to the leading divisions of medical and surgical science. These are paged separately, and may be had done up in stout covers, each being perfect in itself, and forming convenient volumes to carry in the pocket to the lecture room, or fitting them to be sent by mail. It will thus be seen that this work affords, at a price unprecedentedly low, a series of digests of the medical and surgical sciences, clearly and conveniently arranged, and forming a complete set of

HANDBOOKS FOR STUDENTS,

as follows:—

ANATOMY; 180 large pages, with 157 Illustrations. *Price 75 Cents.*

PHYSIOLOGY; 134 pages, with 40 Illustrations. *Price 60 Cents.*

SURGERY; 122 pages, with 51 Illustrations. *Price 60 Cents.*

OBSTETRICS; 114 pages, with 37 Illustrations. *Price 50 Cents.*

MATERIA MEDICA AND THERAPEUTICS; 116 pages, with 29 Illustrations. *Price 50 Cents.*

CHEMISTRY; 94 pages, with 19 Illustrations. *Price 40 Cents.*

THE PRACTICE OF MEDICINE; 152 pages, with 3 Illustrations. *50 Cents.*

Any one of which may be had separate; or, the whole will be done up and mailed, with the postage prepaid, on the remittance of \$4; or, if \$5 is remitted, The Medical News will be sent in addition.

It should be noticed that the amount of matter on a page is unusually large, thus making these Handbooks not only low priced, but extraordinarily CHEAP.

We do not share in the opinion entertained by some, that compendiums of science are not desirable, or with the still smaller number, who esteem them useless. On the contrary, when well executed, they are of essential service to the student; and so far as we have seen, most of them have contained an amount of information which older individuals—even they who disparage them—may be presumed to be far from possessing. Taking the work before us, we can certainly say that no one who has not occupied himself with the different scientific treatises and essays that have appeared recently, and has with a rare memory, could pretend to possess the knowledge contained in it; and hence we can recommend it to such—as well as to students especially—for its general accuracy and adequacy for their purposes; and to the well informed practitioner to aid him in recalling what may easily have passed from his remembrance. We repeat our favorable impression as to the value of this book, or series of books; and recommend it as decidedly useful to those especially who are commencing the study of their profession.—*The Medical Examiner.*

We have no hesitation in recommending it to students.—*Southern Medical and Surgical Journal*, Dec. 1848.

Books of this description are most erroneously denounced, from the supposition that they are intended to take the place of elaborate treatises; but their object is rather to assist the student in mastering the elements of medicine, and to aid the practitioner by refreshing his recollection of former studies. In short, a manual or compendium is to the standard text-books in medicine and surgery what "the finder" is to the telescope of the astronomer. It gives to the inquirer a key to the object of his pursuit, and enables him to trace out those parts which require to be especially studied. We have looked through this compendium, and we find that the authors have really succeeded in compressing a large amount of valuable information into a very small compass. We recommend this work especially to the notice of our junior readers. To those who are about to commence their studies in a medical school it will be found a serviceable guide.—*London Medical Gazette.*

It aims to give a condensed account of every question touching the several branches of medicine, and on this account will arrest the attention of every candidate for his doctorate. It is not simply a work for the instruction of the novices, it may be consulted by the general practitioner with infinite advantage. The different departments of which it treats are illustrated by handsome plates, and will serve to impress the mind of the student with clear and definite ideas on the various subjects comprehended in the work. It is, we think, an excellent book of the kind, and will no doubt become highly popular with the students throughout the United States. To the medical student it may be confidently recommended as well as to the general practitioner, whose constant occupation will not allow him the necessary leisure to read more elaborate and comprehensive works.—*The New Orleans Medical and Surgical Journal.*

It will materially assist the student and practitioner in refreshing his knowledge on points previously acquired, but upon which he may have become in a measure, rusty—for this purpose it is admirably adapted, and we believe will not only prove acceptable to the student of medicine, but also to the profession at large.—*N. Y. Journal of Medicine.*

The arrangement adopted will be found at once concise and clear; while its mechanical execution, its copious pictorial illustrations in the branches of anatomy, physiology, surgery, obstetrics, materia medica and chemistry, together with its neat, cheap and convenient form, will recommend it to all such students and practitioners who may desire to avail themselves of what cannot fail to prove, if kept within its proper sphere, a convenient and useful remembrancer.—*American Journal of the Medical Sciences.*

LIBRARY OF ILLUSTRATED SCIENTIFIC WORKS.

UNDER THIS TITLE LEA & BLANCHARD ARE PUBLISHING

A SERIES OF BEAUTIFULLY ILLUSTRATED WORKS,

ON VARIOUS BRANCHES OF SCIENCE,

BY THE MOST DISTINGUISHED MEN IN THEIR RESPECTIVE DEPARTMENTS.

Printed in the handsomest style, and embellished in the most efficient manner.

No expense has been or will be spared to render this series worthy of the support of the scientific public, while at the same time it is one of the handsomest specimens of typographical and artistic execution which have appeared in this country.

Specimens of the Engravings and style of the volumes may be had on application to the publishers.

MULLER'S PHYSICS—LATELY ISSUED.

PRINCIPLES OF PHYSICS AND METEOROLOGY.

BY PROFESSOR J. MULLER, M. D.

EDITED, WITH ADDITIONS, BY R. EGLESFELD GRIFFITH, M. D.

In one large and handsome octavo volume, with 550 wood-cuts, and two colored plates.

This is a book of no ordinary or ephemeral value. It is one of a series, now republishing in London, on the different branches of science, which from its thorough character and extended range, is much needed in this country. Its design is to render more easily accessible an extensive knowledge of the general principles of physics and meteorology; and the distinguished author has certainly realized the design to a wonderful extent. The subjects treated upon are very numerous—statics, hydrostatics, dynamics, hydrodynamics, pneumatics, the laws of the motions of waves in general, sound, the theory of musical notes, the voice and hearing, geometrical and physical optics, magnetism, electricity and galvanism, in all their subdivisions, heat and meteorology. The size is nevertheless convenient—one handsome octavo volume, of six hundred pages—in clear, bold type, and profusely illustrated. In the execution of the illustrations we have rarely seen any thing equal to this American edition.—*N. Y. Commercial.*

This is a large, elegant and most admirable volume—the first of a series of scientific books now passing through the press in London, and which cannot fail to commend themselves to the favor of all who take any interest in the progress of science among the great mass of the people. The author is one of the most distinguished scientific men in Germany, and these works have been prepared with the utmost care, and are put forth in a form admirably adapted to secure that wide circulation and universal favor which they deserve.—*N. Y. Courier and Inquirer.*

The Physics of Muller is a work superb, complete, unique: the greatest want known to English Science could not have been better supplied. The work is of surpassing interest. The value of this contribution to the scientific records of this country may be duly estimated by the fact that the cost of the original drawings and engravings alone has exceeded the sum of £2,000.—*Lancet.*

A work of which all parties may be proud.—*Colonization Herald.*

An excellent work, fully and elegantly illustrated.—*Silliman's Journal.*

At the present day it can hardly be requisite to speak of the absolute necessity for a well-educated physician to be conversant with Natural Philosophy. At every turn he is met with the need of a knowledge of its principles; and, in proportion as he is well instructed in these, *cæteris paribus*, will he be prepared to practice successfully and with advantage to himself. No surgeon, thoroughly imbued with the laws of Physics, can ever be at a loss in the application of his various apparatus, to meet the continually changing requisitions of his art; without a practical knowledge of the same, he must ever be a novice and a bungler. The number and beauty of the woodcuts struck us at once. They are unsurpassed in distinctness of outline and clearness of delineation. We sincerely wish success to the undertaking, believing, when finished, that the whole series will form a valuable scientific library.—*The Medical Examiner.*

From Professor Renwick, of Princeton University.

I have been much gratified with the style in which the work is got up. It is not only highly creditable to the publishers, in comparison with other American books of a similar character, but will stand on equality with the best foreign editions.

From Professor W. H. Bartlett, U. S. Military Academy, West Point.

I deem this work a most valuable addition to the educational facilities of the country, and a rich source of information to the general reader, as it is truly an elegant specimen of typography.

NOW READY.

PRACTICAL PHARMACY.

COMPRISING THE ARRANGEMENTS, APPARATUS, AND MANIPULATIONS OF THE PHARMACEUTICAL SHOP AND LABORATORY.

BY FRANCIS MOHR, Ph. D.,

Assessor Pharmaciae of the Royal Prussian College of Medicine, Coblenz;

AND THEOPHILUS REDWOOD,

Professor of Pharmacy in the Pharmaceutical Society of Great Britain.

EDITED, WITH EXTENSIVE ADDITIONS,

BY PROFESSOR WILLIAM PROCTER,

Of the Philadelphia College of Pharmacy.

In one handsomely printed octavo volume, of 570 pages, with over 500 engravings on wood.

For fuller Advertisement, see p. 17.

In preparation, works on Metallurgy, Food, the Steam Engine, Machines, Astronomy, Rural Economy, &c.

Library of Illustrated Scientific Works. (Continued.)

KNAPP'S CHEMICAL TECHNOLOGY.

T E C H N O L O G Y ;**OR, CHEMISTRY APPLIED TO THE ARTS AND TO MANUFACTURES.****BY DR. F. KNAPP,**

Professor at the University of Giessen.

*Edited, with numerous Notes and Additions, by***DR. EDMUND RONALDS AND DR. THOMAS RICHARDSON.****First American Edition, with Notes and Additions,****By PROFESSOR WALTER R. JOHNSON.***In two handsome octavo volumes, printed and illustrated in the highest style of art.*

Volume One, lately published, with two hundred and fourteen large wood engravings.

Volume Two, just ready, with two hundred and fifty wood engravings.

One of the best works of modern times.—*New York Commercial.*

We think it will prove the most popular, as it is decidedly the best of the series. Written by one who has for many years studied both theoretically and practically the processes which he describes, the descriptions are precise, and conveyed in a simple unpretending style, so that they are easily understood, while they are sufficiently full in detail, to include within them everything necessary to the entire comprehension of the operations. The work is also carefully brought down to include the most recent improvements introduced upon the continent of Europe, and thus gives us full descriptions of processes to which reference is frequently made in other works, while many of them are, we believe, now for the first time, presented in a complete state to the English reader.—*Franklin Institute Journal.*

In addition to the valuable scientific matter contained in the original work, very extensive American additions have been made to it by the editor, which are exceedingly valuable, and of much interest to the general reader. The publishers have spared no pains in bringing out a work of superior mechanical execution and rare excellence, with numerous skillfully engraved cuts, designed to illustrate the various subjects treated in this work. We feel confident that, as a truly useful publication, it will be eagerly sought after and highly appreciated.—*N. Y. Farmer and Mechanic.*

We had the pleasure of noticing, in a former number, the first volume of this excellent work, and of expressing our high sense of its value. We need say little more, therefore, of its continuation, than that it fully sustains the character of its predecessor, both in regard to the value of the original treatise, and the number and importance of the additions which have been made to it by the English editors.—*The British and Foreign Medical-Chirurgical Review.*

When we say that this volume begins another of the superb "Library of Illustrated Books," republished from the London series by Lea & Blanchard, of which Muller's Physics and Meteorology, and Weisbach's Mechanics and Engineering (the first volume of the latter, have already appeared; that the present work is on a subject coming home to the business and bosoms, because to the economic interests of Americans; that its American editor is Prof. Walter R. Johnson, who has enriched it with numerous valuable additions, the results of his own industrious researches in the technological sciences; and that it is illustrated and printed in the same superb style which marked the previous works;—we have sufficiently explained to our readers the value of a work which will not need any other commendation.—*North American.*

No mechanic, student of chemistry, miner, or manufacturer should omit purchasing this work. It will be found useful, interesting, and instructive to all.—*Pittsburgh Commercial Journal.*

WEISBACH'S MECHANICS.

PRINCIPLES OF THE

MECHANICS OF MACHINERY AND ENGINEERING.**By PROFESSOR JULIUS WEISBACH.****TRANSLATED AND EDITED BY PROFESSOR GORDON, OF GLASGOW.****First American Edition, with Additions****By PROFESSOR WALTER R. JOHNSON.***IN TWO OCTAVO VOLUMES, BEAUTIFULLY PRINTED.*

Volume One, with 550 illustrations, just issued.

Volume Two, with 350 illustrations, nearly ready.

The second volume of this work embraces the application of the Principles of Mechanics to Roofs, Bridges, Platforms, Scales, Water Powers, Dams, Water Wheels, Turbines, Water Engines, &c. &c.

This work is one of the most interesting to mathematicians that has been laid before us for some time; and we may safely term it a *scientific gem*.—*The Builder.*

The most valuable contribution to practical science that has yet appeared in this country.—*Athenæum.* Unequaled by anything of the kind yet produced in this country—the most standard book on mechanics, machinery and engineering now extant.—*N. Y. Commercial.*

In every way worthy of being recommended to our readers.—*Franklin Institute Journal.*

What the "Mécanique Celeste" is to the astronomer, a treasury of principles, facts, and formulæ on which he may draw on almost any and every occasion, that can be conceived to arise in the field either of demonstration or operation.—*Methodist Quarterly Review.*

From Charles H. Haswell, Esq., Engineer in Chief, U. S. N.

The design of the author in supplying the instructor with a guide for teaching, and the student with an auxiliary for the acquirement of the science of mechanics, has, in my opinion, been attained in a most successful manner. The illustrations, in the fullness of their construction, and in their typographical execution, are without a parallel. It will afford me much pleasure to recommend its use by the members of the profession with which I am connected.

YOUATT & SKINNER'S GREAT WORK ON THE HORSE.
THE HORSE. By William Youatt.

A NEW EDITION, WITH NUMEROUS ILLUSTRATIONS:
 Containing a full account of the Diseases of the Horse, with their mode of treatment; his Anatomy, and the usual operations performed on him; his Breeding, Breaking, and Management; and hints on his Soundness, and the Purchase and Sale.

TOGETHER WITH A
GENERAL HISTORY OF THE HORSE;

A Dissertation on the American Trotting Horse, how Trained and Jockeyed, an account of his remarkable performances; and

AN ESSAY ON THE ASS AND THE MULE.

BY J. S. SKINNER, Assistant Postmaster-General, and Editor of the Turf Register.

In one large and handsome octavo volume, with numerous wood-cuts.

This edition of Youatt's well-known and standard work on the Management, Diseases, and Treatment of the Horse, has already obtained such a wide circulation throughout the country, that the Publishers need say nothing to attract to it the attention and confidence of all who keep Horses or are interested in their improvement.

CLATER'S FARRIER.

EVERY MAN HIS OWN FARRIER:

CONTAINING THE CAUSES, SYMPTOMS, AND MOST APPROVED METHODS OF CURE OF THE DISEASES OF HORSES.

BY FRANCIS CLATER, Author of "Every Man his own Cattle Doctor,"
 AND HIS SON, JOHN CLATER.

FIRST AMERICAN, FROM THE TWENTY-EIGHTH LONDON EDITION.

WITH NOTES AND ADDITIONS BY J. S. SKINNER.

In one 12mo. volume, cloth.

CLATER'S CATTLE DOCTOR.

EVERY MAN HIS OWN CATTLE DOCTOR.

CONTAINING THE CAUSES, SYMPTOMS, AND TREATMENT OF ALL DISEASES INCIDENT TO OXEN, SHEEP, AND SWINE; AND A SKETCH OF THE ANATOMY AND PHYSIOLOGY OF

NEAT CATTLE. BY FRANCIS CLATER.

Edited, Revised, and almost Rewritten, by WILLIAM YOUATT. With Numerous Additions, embracing an Essay on the Use of Oxen, and the Improvement in the Breed of Sheep, by J. S. SKINNER, Assistant Postmaster-General.

In one duodecimo volume, cloth, with numerous illustrations.

YOUATT ON THE PIG.

THE PIG:

A TREATISE ON THE BREEDS, MANAGEMENT, FEEDING, AND MEDICAL TREATMENT OF SWINE, WITH DIRECTIONS FOR SALTING PORK, AND CURING BACON AND HAMS. By WM. YOUATT, V. S., Author of "The Horse," "The Dog," "Cattle," "Sheep," &c. &c.

ILLUSTRATED WITH ENGRAVINGS DRAWN FROM LIFE, BY WILLIAM HARVEY.

In one handsome duodecimo volume, extra cloth, or in neat paper cover, price 50 cents.

YOUATT ON THE DOG.

THE DOG. By William Youatt, Author of "The Horse," &c.

WITH NUMEROUS AND BEAUTIFUL ILLUSTRATIONS.

EDITED BY E. J. LEWIS, M. D., &c. &c.

In one beautifully printed volume, crown octavo.

JOHNSON AND LANDRETH ON FRUIT, KITCHEN, AND FLOWER GARDENING.

A DICTIONARY OF MODERN GARDENING. By GEORGE WILLIAM JOHNSON, ESQ., Author of the "Principles of Practical Gardening," "The Gardener's Almanac," &c. With one hundred and eighty wood-cuts. Edited, with Numerous Additions, by David Landreth, of Philadelphia. In one large royal duodecimo volume, extra cloth, of nearly six hundred and fifty double-columned pages.

THE COMPLETE FLORIST.

A MANUAL OF GARDENING: containing Practical Instructions for the Management of Greenhouse Plants, and for the Cultivation of the Shrubbery, the Flower Garden, and the Lawn; with Descriptions of those Plants and Trees most worthy of Culture in each Department. With Additions and Amendments, adapted to the Climate of the United States. In one small volume. Price only twenty-five cents.

THE COMPLETE KITCHEN AND FRUIT GARDENER.

A SELECT MANUAL OF KITCHEN GARDENING, and the Culture of Fruits; containing Familiar Directions for the most approved Practice in each Department, Descriptions of many valuable Fruits, and a Calendar of Work to be performed each Month in the Year. The whole adapted to the Climate of the United States. In one small volume, paper. Price only twenty-five cents.

LANDRETH'S RURAL REGISTER and ALMANAC for 1848, WITH NUMEROUS ILLUSTRATIONS.

Still on hand, a few copies of the REGISTER for 1847, with over one hundred wood-cuts. This work has 150 large 12mo. pages, double columns. Though published annually, and containing an almanac, the principal part of the matter is of permanent utility to the horticulturist and farmer.

CONTENTS OF THE
AMERICAN JOURNAL OF THE MEDICAL SCIENCES. April, 1849.
 ORIGINAL COMMUNICATIONS.

MEMOIRS AND CASES. pp. 277-410.

Art. I. Leidy on the Intimate Structure and History of the Articular Cartilages. (With two plates.)
 J. Jackson's Observations on Hydrophobia, with cases, in one of which chloroform was administered with a
 favorable result. III. Meigs' History of Five Cases of Pseudo-membranous Laryngitis or true Croup; in
 three of which the Operation of Tracheotomy was performed, and in two successfully. IV. Parkman's Ex-
 tracts from the Records of the Boston Society for Medical Improvement. V. Sargent's Report of the Cases of
 Small-Pox received into the Philadelphia City Hospital in 1845-6. VI. Peaslee's Case of Ovarian Dropsy.
 VII. Warren on the Effects of Chloroform as a Narcotic Agent. VIII. Bond's Cases of Retroversion of the
 Uterus, with a description of a New Instrument for its Restoration. (With two wood-cuts.) IX. Ruschenber-
 ger's Cases of Extraction of a glass goblet from the Rectum—Fracture of his Penis. (With a wood-cut.)

REVIEWS. pp. 411-441.

X. Obstetrics, the Science and the Art. By C. D. Meigs, M. D. With 121 cuts, 8vo. pp. 685. XI. Reports on
 Lunacy.

BIBLIOGRAPHICAL NOTICES. pp. 442-464.

XII. Ames on Epidemic Meningitis. XIII. Manley's Anniversary Discourse. XIV. Stevens's Plea of
 Humanity in Behalf of Medical Education. XV. Kirkes and Paget's Manual of Physiology. XVI. Bowman's
 Introduction to Practical Chemistry, including Analysis. XVII. Morfit and Muckle's Chemical and Phar-
 maceutical Manipulations. XVIII. New York Report on the subject of Asiatic Cholera. XIX. Philadel-
 phia Report on Public Hygiene. XX. Summary of the Transactions of the College of Physicians of Philadel-
 phia, from September 16, 1848, to January 2, 1849, inclusive.

QUARTERLY SUMMARY
 OF THE IMPROVEMENTS AND DISCOVERIES IN THE MEDICAL SCIENCES.
 FOREIGN INTELLIGENCE.

ANATOMY AND PHYSIOLOGY. pp. 465-487.

1. Paget on the Blood Corpuscles of the Human Embryo: 2. Schéff on the Changes in the Lungs after Dis-
 vision of the Pneumogastric Nerves. 3. Hamernik on the Mechanism of the Heart.

ORGANIC CHEMISTRY. pp. 487-470.

4. Lehmann on the Nature of the Gastric Juice. 5. Wöhler and Frerichs on the Changes of Organic Sub-
 stances on their passage into the Urine. 6. Regnault and Reiset on the Chemical Changes of Respiration.
 7. Dr. Bernard on the Source of Sugar in the Animal Economy.

MATERIA MEDICA AND PHARMACY. pp. 470-476.

8. Pereira on Cod-Liver Oil. 9. Bouchardat and Stuart-Cooper on the Physiological and Therapeutic Ac-
 tion of Atropia. 10. Chavannes on the advantages of Chloride of Gold as a Caustic. 11. Millon on the
 Nutritive Properties of Bran. 12. Donovan on Vegetable Infusions.

MEDICAL PATHOLOGY AND THERAPEUTICS AND PRACTICAL MEDICINE pp. 476-499.

13. Dr. Mombert's Case of Hydrophobia Spontanea. 14. Valleix on Muscular Rheumatism. 15. Solon on
 Bilious Pneumonia. 16. Rilliet on Melæna Neonatorum. 17. Elam on Chorea. 18. Schneider on Sanguin-
 ous Perspiration. 19. Dr. Pickford's Case in which the Physical Signs of the position of the Heart were de-
 ceptive. 20. Jaksch on the Signs of Diseased Heart afforded to the hand laid over the Præcordium. 21.
 Bellingham on Polyform Concretions in the Cavities of the Heart. 22. O'Ferral on Pleuritis simulating
 Pericarditis. 23. Greene on Encysted Tubercles in the Lungs. 24. Mayne on Phthisis in the Infant.
 25. M. Levy on Acute Tubercular Meningitis in the Adult. 26. Patterson's Case of Variola in which the
 Eruption was found in the Mucous Membrane of the Colon. 27. Watson on Intra-Uterine Small-Pox.
 28. Gamberini on Nocturnal Neuralgia of the Forearm. 29. Bennet on Spontaneous cure of Ovarian Dropsy,
 by means of an Ulcerating Opening of the Cyst into the Bladder. 30. Delastave on the Treatment of Epilepsy.
 31. Melsen on Iodide of Potassium in 'Saturnine' Affections. 32. Wittge on the external use of Iodine in
 Croup. 33. Korff on Spigelia Marylandica in Pruritus Ani. 34. Owen Reese on Lemon Juice in Rheumatic
 Gout. 35. Nevins on the employment of Nux Vomica in the Diarrhœa of Exhaustion. 36. Dr. Pickford on
 the Beneficial Effects of Coffee in Infantile Cholera. 37. Palsy of the Tongue, cured by galvano-puncture.
 38. Manzolini and Quaglini on the Injection of various substances into the Veins.

SURGICAL PATHOLOGY AND THERAPEUTICS AND OPERATIVE SURGERY. pp. 499-508.

39. Guthrie on Hospital Gangrene. 40. Toyndee's Pathological Researches into the Diseases of the Ear.
 41. Tilt on Ovarian Dropsy. 42. Hancock on Aneurism of the Axillary Artery. 43. Cooper on Ligation of
 Subclavian followed by incessant Cough. 44. Willis on Inguinal Aneurism—Ligation of the left external
 Iliac Artery. 45. Tufnell on Femoral Aneurism—Compression tried without success—Amputation. 46.
 Blandin on Wound of the Right Kidney successfully treated. 47. Sewell on Lateral Transfixure of the
 Chest by a Scythe Blade, followed by complete recovery. 48. Neuhold and Hasserbronc on the Employment
 of Sugar of Lead in Strangulated Hernia. 49. Vidal's New Method of Treating Urethral Pains following
 Gonorrhœa. 50. Thevenot and Boyer on Luxation of the Astragalus inwards; Reduction. 51. Mendoza on
 Vertical Dislocation of the Patella. 52. Greenhow on Excision of the Os Calcis. 53. Syme on Excision of
 the head of the Femur in Morbus Coxaricus. 54. Christophers' new mode of removing Nævi.

OPHTHALMOLOGY. pp. 508-509.

55. Mackenzie's Case of Cysticercus Cellulosus in the Human Eye. 56. Dixon's Case of Foreign Body in the Eye.

MIDWIFERY. pp. 509-517.

57. Routh on the Causes of the Endemic Puerperal Fever of Vienna. 58. Burdon on the Influence of the
 Mother's Imagination upon the Production of Monstrous Children. 59. Mitchell on Ulceration of the Os and
 Cervix Uteri treated with Solution of Gun-Cotton. 60. Webster on the Statistics, Pathology, and Treatment
 of Puerperal Insanity. 61. In what cases (other than of Contracted Pelvis) is it proper to induce abortion or
 Premature Labor. By Dubois. 62. Scanzoni on the Cause of Hemorrhage in the latter months of Preg-
 nancy in Cases of Placenta Prævia. 63. Ducrest on Cerebral and Meningeal Phlebitis in Puerperal Women.

CHOLERA. pp. 517-524.

64. Taylor on the Chemical Examination of the Liquid Vomited during Cholera. 65. Boehm on the Micro-
 scopic Examinations of the Mucous Membrane of the Stomach and Bowels in Cholera. 66. Lamprey on
 Terchloride of Carbon as a Remedy for Cholera. 67. Little on Quinine in Cholera. 68. Robertson on Blood-
 Letting in Cholera. 69. Robertson on the Injection of Saline Solution into the Veins in Cholera. 70. Fretten-
 bacher's Conclusion respecting the mode of Propagation of Cholera in Russia, in 1847-48.

ANÆSTHETIC AGENTS. pp. 524-530.

71. Malgaigne on the Action of Chloroform. 72. Deaths from Chloroform. 73. Nunneley on the Chloride of
 Olefiant Gas as an Anæsthetic. 74. Simpson on Naphtha as an Anæsthetic. 75. Hugginson on Anæsthesia
 from the local application of Chloroform. 76. Snow on Chloroform in Midwifery.

MEDICAL JURISPRUDENCE AND TOXICOLOGY. pp. 530-532.

77. Boucheton on the Lunatic Asylum, Nantes. 78. Smith on Early Menstruation and Pregnancy.

MISCELLANEOUS. p. 532.

79. Dr. Spengler on Influenza and Ozone.

(For remainder of Contents, see next page.)

Two Medical Periodicals for Five Dollars.

THE AMERICAN JOURNAL OF THE MEDICAL SCIENCES,

EDITED BY ISAAC HAYS, M. D.,

Is Published Quarterly

ON THE FIRST OF JANUARY, APRIL, JULY AND OCTOBER.

Each Number contains about Two Hundred and Eighty Large Octavo Pages,

And is appropriately Illustrated with Engravings on Copper, Stone, Wood, &c.

The variety and extent of its contents may be estimated from the very condensed summary of the Number for April, 1849, on the preceding page.

THE MEDICAL NEWS AND LIBRARY

Is Published Monthly, and consists of

THIRTY-TWO VERY LARGE OCTAVO PAGES,

Containing the Medical Information of the day, as well as a Treatise of high character on a prominent department of Medicine.

WATSON'S LECTURES ON THE PRACTICE OF PHYSIC,
BRODIE'S CLINICAL LECTURES ON SURGERY,
AND TODD & BOWMAN'S PHYSIOLOGY

Have thus appeared in it, and the work at present publishing is
WEST ON THE DISEASES OF INFANCY AND CHILDHOOD.

Which will be completed in the present year.

TERMS.

THE SUBSCRIPTION TO THE

AMERICAN JOURNAL OF THE MEDICAL SCIENCES

IS FIVE DOLLARS PER ANNUM.

When this amount is paid in advance, the subscriber thereby becomes entitled to the

MEDICAL NEWS AND LIBRARY FOR ONE YEAR,

Without further charge.

For the small sum, therefore, of FIVE DOLLARS, the subscriber can obtain a Quarterly and a Monthly Journal of the highest character, presenting about

FIFTEEN HUNDRED LARGE OCTAVO PAGES,

With appropriate Illustrations:

Or, for TEN DOLLARS, the Publishers will furnish

TWO COPIES OF THE JOURNAL, AND THREE OF THE NEWS;

Or, for TWENTY DOLLARS,

FIVE COPIES OF THE JOURNAL AND FIVE OF THE NEWS.

Presenting strong inducements to Clubs, and rendering these among

THE CHEAPEST OF

AMERICAN MEDICAL PERIODICALS.

When the News is ordered separately, the price is One Dollar per annum, invariably in advance.

CONTENTS OF JOURNAL. (Continued from preceding Page.)

AMERICAN INTELLIGENCE.

ORIGINAL COMMUNICATIONS. pp. 533-536.

Clement's Case of Trismus Nascentium, illustrative of the influence of position of the patient. Houston's Case of Ovarian Dropsy cured by the long Abdominal Incision in 1701.

DOMESTIC SUMMARY. pp. 536-552.

Leidy on the Development of the Purkinjean Corpuscle in Bone. Leidy on the Arrangement of the Areolar Sheath of Muscular Fasciculi and its relation to the Tendon. Leidy on the Intermaxillary Bone in the Embryo of the Human Subject. (With two wood-cuts.) Eve on Lithotomy—117 Calouli weighing 4½ ounces, successfully removed. Van Buren's Case of Inguinal Aneurism—Compression tried without success—Ligature of the Artery. Holster on Trephining for Epilepsy. Whitmore on Iodine in the Treatment of Snake-bites. Fenner on Cholera in New Orleans. Iron Rod weighing 13½ pounds driven through the Head—Recovery. By Dr. Harlow. Hamilton on Death from pressure of an enlarged Thyroid Gland. Taylor on Superfetation and Mixed Births. Jackson's Case in which a large quantity of Chloroform was used. Hays on Local Anæsthesia in Neuralgia. Stills on Chloroform in Nephritic Colic. Army Surgeons.

Table of Contents, Index, &c., 20 pages.

