file

UJI POWDER FACTORY, UJI-MACHI, KYOTO-FU:

(See Ref. AOF Kyoto, M-14, Target No. 1169). This plant had many frame buildings which were not arranged in any special pattern. It was engaged in the production of high explosives. P/W 1466 knows of no propellants being made here. There were 2 plants here in early 1942, with employees numbering 2000-3000

FROM CAPTURED PERSONNEL AND MATERIAL BRANCH MILITARY INTELLIGENCE SERVICE. U.S. WAR DEPT * A(Air)-27 - dated 21 May 1945.

R/S 12042

File: Ref. Sect.

IB 8

AREA C
AREA A
AREA

TARGET NO.90.23-1169 NAME UJI POWDER FACTORY

DATE 25 May 45 P/ 4
COMPLETED

APPROX. COORD.34°54'N 135°48E PHOTO DATE 15 Dec 44

SCALE 1/6,000

F/A NO. 136
VFL 750.063

SORTIE, PRINT NOS. 3PR/4M40-2V:8

CONFIDENTIAL

凡例
建物
土塁
煙突
境界線
防火壁
軽便軌條
混凝土舗道
水道
消火栓
N
宇
治
至京都
川
倉庫
汽罐場
精練工場
冷氷工場
冷凍工場
保育所
第十八号倉庫
浄水池
池
第十号倉庫
第九号倉庫
第八号倉庫
第七号倉庫
第四号倉庫
第三号倉庫
第二号倉庫
第一号倉庫
寄宿舎
事務所
診療室
油庫

By HR-M NARA, Date 3/5/91

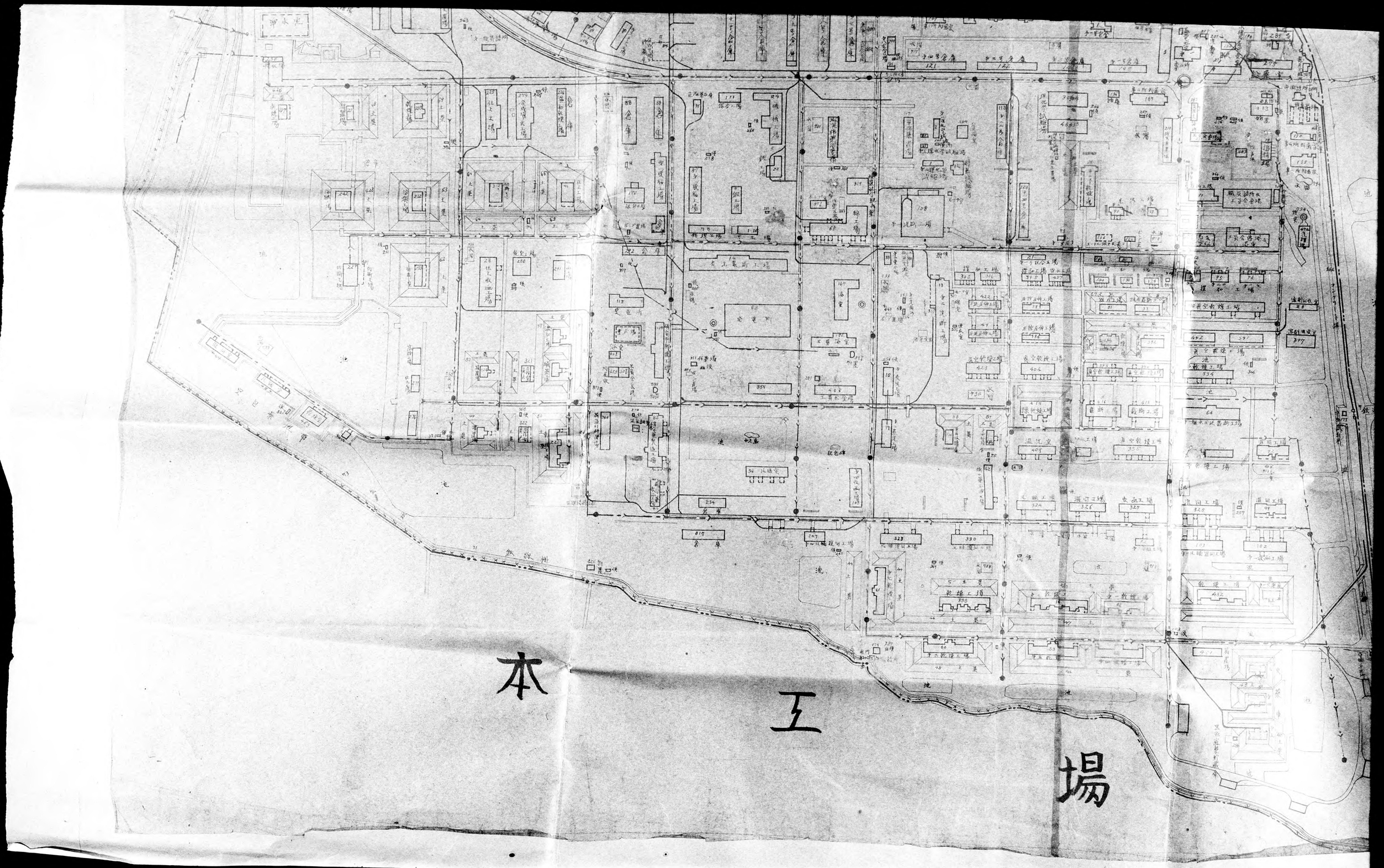
本
工
場

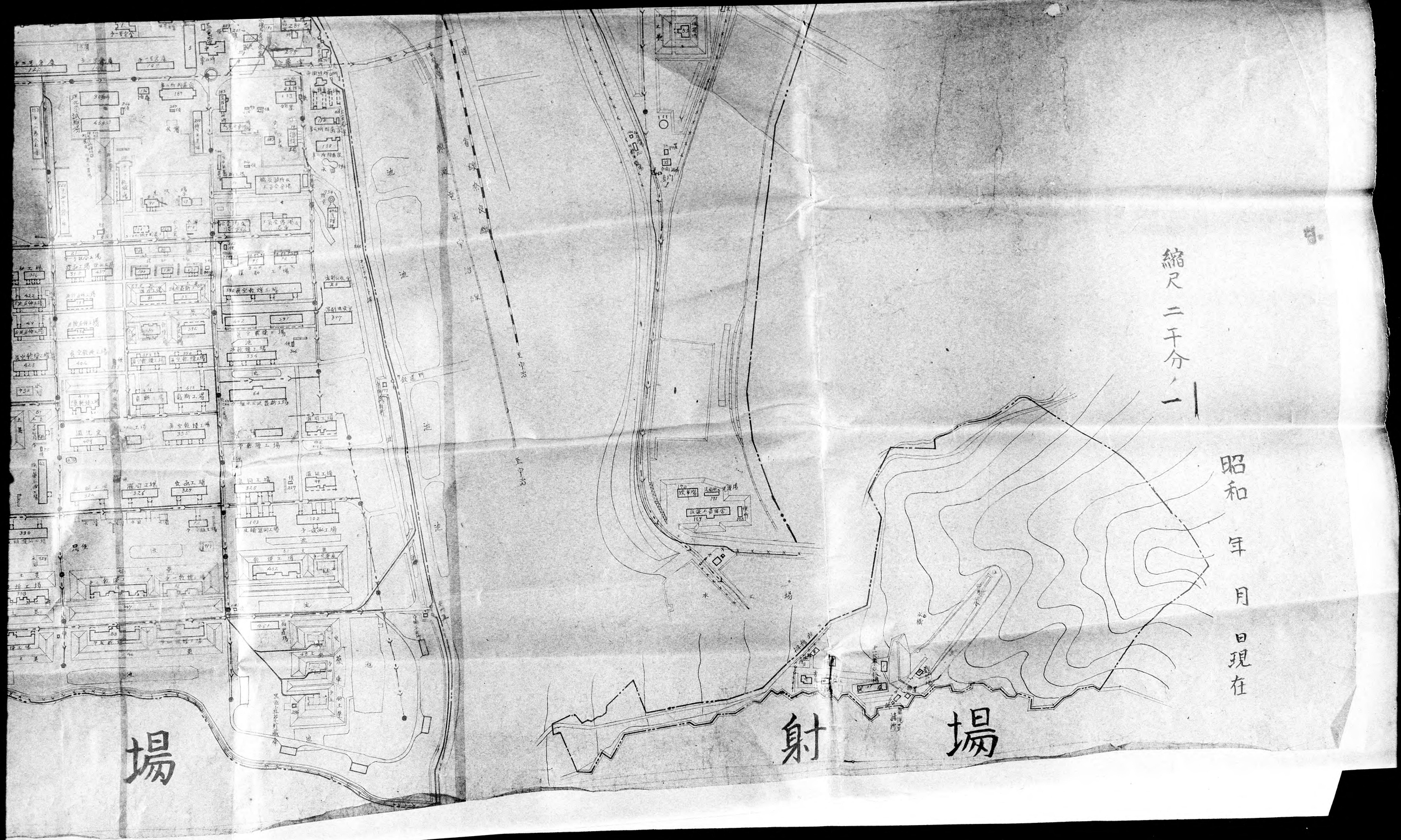
縮尺 二千分ノ一
昭和 年 月 日現在
射場
場
木工場
鉄道門
池

IJI POWDER FACTORY

FUNCTIONAL ANALYSIS — 90.23 - 1169.

SECTION - A

NO.	FUNCTION OF BUILDING	TYPE		REMARKS
2&3	AMONIA & SULPHURIC ACID STORAGE	W	1	NITRIC ACID
4&5	" " " " "	C	2	NO.1 TANKS
6	RECEIVING AND SHIPPING PLATFORM	W	1	
7	UNDERGROUND TANK - (TOLUENE STORAGE) & ALCOHAL			
8-9-10	WARE HOUSES — RAW MATERIAL.	—	1	89 R/C 10=W
11-12	PICRIC ACID MANUFACTURE. & 1406	C	3	
13	TRI NITRO PHENETOL	C	2	
14	T.N.T MANUFACTURE	S	3	
15-16	NITRIC ACID PRODUCTION	C	3	16= OPEN CONST
17-8-9-20	WAREHOUSES — RAW MATERIAL.	W	1	20 REMOVED
21	COAL STORAGE. NO ROOF	W	1	
22	BOILER ROOM	C	1	
23-4	GUNCOTTON PRODUCTION	C	2	
25-6	" "	C	1	
27	ACID TANK	S	1	
28	WAREHOUSE	B		NOT IN USE
29-30	SULPHURIC ACID CONCENTRATION (PALLING PROCESS)	S	1	
31	T.N.T. PURIFICATION	S	1	
32	WARE HOUSE	S	1	
33	" " MISCELLANEOUS STORAGE	W	1	
34-5	" "	W	1	
36-7	WAREHOUSE - FINISH PRODUCTS	W	1	
38-9	" POWDER DRYING (T.N.T)	C	1	
40	RDX PRODUCTION	S	2	
41	WAREHOUSE	S	1	
42	WARE HOUSE	B	1	
43	" - MISCELLANEOUS	B	1	
44	GUNCOTTON PREFABRICATION	C	1	
45	MACHINE SHOP	W	1	
46-7	WATER PURIFICATION PLANT	C	1	
48	OFFICES	B	1	
52-3	MESS HALL - EMPLOYEES	W	1	
50-51	WAREHOUSE FOR CONST. MATERIALS	B	1	
49-50	MACHINE SHOP	W	1	
54	MESS HALL	W	1	
55	WAREHOUSE	W	1	
56	R.D.X PURIFICATION	C	1	
57	FINISH PRODULT WAREHOUSE	W	1	
58-9	" " DRYING	C	1	
60	WAREHOUSE - CONST. MAT.	W	1	
61-2-3-4	" MISC.	B	1	
65	SUB STATION CONTROL	C	1	
66	TRANSFORMER STATION	C	3	OPEN
67	TESTING LABORATORY - POWDE	S	1	
68	OFFICE	W	1	
69	WARE HOUSE - FINISHED PROD. (PICRIC ACID TRI NITRO PHENETOL)	C	1	
70-71	" " "	C	1	
72	" " "	C	1	
73-4-5	" " "	C	1	
76-77	" " "	W	1	
78	" " "	C	1	

SECTION B.

79 thru 85	WARE HOUSE - RAW MATERIAL	W	1	
86-87	" " " "	W	1	
88	" " MISCE. MAT.	B	3	BOILER ROOM
89	REVETMENT FOR 90-91-92.			
90-1-92	WARE HOUSES	W	1	
93	ETHER PRODUCTION	B	1	
94	ALCOHAL RECEIVING.	S		OPEN

FUNCTIONAL ANALYSIS

95	WAREHOUSE (STEEL PLATE)	W	1	
96-100	" "	B	1	
101	PLANT STAFF HOUSES	W	1	
102	HOSPITAL.	W	1	
103-5	"	W	1	
106	OFFICE	W	1	
107-8	"	W	1	
109-11	WORKERS KITCHEN	W	1	
112	WAREHOUSE	B	1	
113	"	B	1	4 UNITS
114	" MISCL.	B	1	
115	OFFICE	W	1	
116-17	LABORATORY - FINISH & RAW MAT. TESTING	C	1	
118	WAREHOUSE	B	1	
119	TESTING LABORATORY	C	1	
120-1	GUNCOTTON PURIFICATION	W&B	1&2	120 = 2
122-3	" WAREHOUSE	C	1	123 REMOVED
124	" MIXING	B	1	
125	" "	W	1	
126	CARPENTER SHOP w = wood b = brick	B	1	c&f = BRICK e = wood = K b = steel d "
127	MISC. MAT WAREHOUSE	B&W	1	
128	AUDITORIUM	B	1	
129	WAREHOUSE - CONST. MAT	B	1	
130	" FIN. PROD.	W	1	
131	BROCK EXPLOSIVE PRODUCTION	C	1	
132-3	" " "	C	1	
134	" " "	C	1	
135-6-7	" " "	W	1	
138-9	" " "	C	1	
140-1	" " "	C	1	141 = 1/2 STSCL
142-3	FINISH PRODUCT WAREHOUSE	W	1	
144	POWDER SCREENING	W	1	
145	WARE HOUSE - FINISH PROD.	W	1	
146-7	SHOTGUN SHELL PRODUCTION	C	1	
148	" " "	C&S	1	
149-55	" " "	C	1	150-1 & 152-3 = 1 BLDG
154	FINISHED PROD. STORAGE	W-C-S	1	
155-6	EXPLOSIVE DRYING	C	1	
157-8	" "	C	1	
159	BROCK EXPLOSIVE PROD.	C	1	
160	" " "	C	1	
161	MESS HALL	W	1	
162-3	RAW EXPLOSIVE DRYING	C&S	1	
164	" " "	C	1	
165-166	AMONIUM NITRATE BASE PRODUCTION	B&W	1	167-W-1 = OFFICE = 168
167-8-9	" " " "	B	1	
170	ELEC. STATION	C	1	
171-2	" SUPPLIES	W	1	
173	GUNCOTTON PURIFICATION.	B	1	
174	BATH ROOM - WORKERS	B	1	
175	BOILER ROOM & WAREHOUSE	B	1	
176	WORKERS MESS HALL	WB	1	
177	WARE HOUSE & MESS HALL	W	1	
178-9	WORKERS MESS HALL	W	1	
180-1	FINISH. PROD. WAREHOUSE	W	1	
182-3-4	" " "	W	1	
185-6	" " "	W	1	
187	WAREHOUSE 2/3 GUNCOTTON	B	1	
188	"	W	1	
189	SMOKELESS POWDER PACKING ROOM	B	1	
190	" " " "	W	1	

FUNCTIONAL ANALYSIS.

NO.	FUNCTION OF BLDG	TYPE		
191	SMOKELESS POWDER MAKING	C	1	
192	WARE HOUSE — GUNCOTTON	W	1	
193	" " "	B	1	
194	SOLVENT RECOVERY	B	1	
195-6-7	SMOKELESS POWDER MANUFACTURE	C	1	
198	" " "	B	1	
199-204	" " "	C	1	
205	" " "	B	1	
206-7	" " "	C	1	
208-9-10	" " "	C	1	
211	FIRE BREAK			
212-14	SMOKELESS POWDER MANUFACTURE	C	1	
215-16	" " "	B&C	1	
216	" " "	C	1	
217	BRICK FIRE BREAK	B		
218	SMOKELESS POWDER MANUFACTURE	C	1	
219-221	" " "	B	1	
222	" " "	B	1	
223	WORKERS MESS HALL	B&W	1	
224-5	SMOKELESS POWDER MANUFACTURE	B	1	
226	" " "	B&C	1	
227	" " "	C&W	1	
228-9	SOLVENT RECOVERY	C	1	
230-1-2	SMOKELESS POWDER MANUFACTURE	C	1	
233	" " STORAGE	W	1	
234-5	" " MANUFACTURE	B	1	
236	" " "	C	1	
237-240	" " "	C	1	
241	" " STORAGE	W	1	
242	" " MANUFACTURING	C	1	
243	" " STORAGE	W	1	
244-5-6	" " "	W	1	
247-51	" " MANUFACTURE	B	1	
252-3	" " "	W	1	
254-5	" " "	C	1	
256	" " "	B	1	
257	" " "	C&S	1	
258	" " "	B	1	
259	WARE HOUSE FOR SMOKELESS POWDER	W	1	
260-1				

SECTION 3

ALL AMMUNITION STORAGE
UJI BRANCH OF OSAKA SUPPLY DEPOT

PHOTOGRAPHS BY
XXI BOMBER COMMAND (3 PR)

UNCONTROLLED MOSAIC

UJI VICINITY

KYOTO AREA - JAPAN

SORTIE 3PR4M40 OF 15 DECEMBER 1944

CONFIDENTIAL

FLEET AIR PHOTOGRAPHIC INTERPRETATION SQUADRON TWO

INTERPRON TWO - 284

ENCL. (A) INTERPRON TWO
REPORT NO. 154

404-IV:

20AF

RESTRICTED



90.23 - 4680 Grupa A/F, USAF Rome (Sbl-Z) 31 Dec 45 87254

AFIPH-13

MIOP 64126

AC/AS INTELLIGENCE-PHOTOGRAPHIC DIVISION
PHOTO INTELLIGENCE SECTION

S/A-58

BUILDING CONSTRUCTION ANALYSIS

CONFIDENTIAL
PAGE 1 OF 20 PAGES
DATE: 28 MAY 1945
REVISED:

TARGET: UJI POWDER FACTORY
LOCATION: UJI, HONSHU, JAPAN COORDINATES: 35°54' N/135°48' E

AREA & TARGET NO 90:23-1169

	DATE	MISSION	PRINT NOS	PLAN SCALE	SHADOW SCALE	QUALITY
PHOTOGRAPHY	15 DEC 44	3PR/4M40	2V 7,8	1:16700	1:7180	POOR.

SUMMARY

(SEE FOLLOWING PAGES FOR DETAILS)

TOTALS

NO OF BLDGS	TOTAL PLAN AREA OF BUILDINGS	TOTAL FLOOR AREA OF BUILDINGS	TOTAL SITE AREA
367	1548.1 (1000'S OF SQ FT)	1562.4 (1000'S OF SQ FT)	16887.0 (1000'S OF SQ FT)

SUBTOTALS AND PERCENTAGES

REVISED ITEM	CLASSIFICATION: HISTORICAL	EVAL.	CONST. TYPE	COMBUST.	PLAN AREA, SUBTOTAL SEC. A	SEC. B	SEC. C	TOTAL	PERCENT OF TOTAL PLAN AREA SEC. A	SEC. B	SEC. C	WHOLE TARGET
	1	Y4	A2.3	N		20.0		20.0		2.2		1.3
				C	119.9	73.3		193.2	23.8	8.0		12.5
			A2.4	R	61.6			61.2	12.2			4.0
			O	R	16.3	19.4		35.7	3.2	2.1		2.3
				N	5.9			5.9	1.2			0.4
				C	281.3	789.6	132.7	1203.6	55.7	86.8	100	77.7
	TANKS		S	N	11.5	2.3		13.8	2.2	0.3		0.9
	2	Y3	E2	C	8.5	5.8		14.3	1.7	0.6		0.9
	PLAN AREA				505.0	910.4	132.7	1548.1	100.0	100.0	100.0	100.0
	TOTAL FLOOR AREA				513.5	916.2	132.7	1562.4				
	SITE AREA (1000'S OF SQ FT)				3550.0	7739.0	5598.0	16887.0				

PREPARED FROM A STUDY OF AERIAL PHOTOGRAPHS AND A CONSIDERATION OF EVALUATED GROUND INFORMATION SUPPLIED BY THE JOINT TARGET GROUP

INTERPRETER C. H. Towne LT, USNR

JTG CONSULTANT P.M. Spaeke

COMAIRPAC
CINCPOA, P.H.
INTERPRON ONE
INTERPRON TWO
AIC, POA, GUAM
OP-16-FE
OP-16-VP1
F-20

LEGEND: CONSTRUCTION TYPE SYMBOLS

1-STORY, AREA > 10,000 SQ FT, SPAN < 75 FT, NO CRANES
- SAWTOOTH
  - ALL SAWTOOTH EXCEPT A1.2, A1.3, A1.4 — A1.1
  - R C FRAME & ROOF SLAB — A1.2
  - TOP CHORDS EXPOSED — A1.3
  - STRESSED SKIN R C — A1.4
- NON-SAWTOOTH
  - BEAMS & COLUMNS — A2.1
  - ARCHES & RIGID FRAMES — A2.2
  - TRUSSES — A2.3
  - R C FRAME & ROOF SLAB — A2.4
  - STRESSED SKIN INCL R C SHELL — A2.5

1-STORY, AREA > 10,000 SQ FT, SPAN > 75', NO CRANES
- WITH HEAVY TRAV CRANE, EAVE HT > 30' — B1
- WITH LIGHT TRAV CRANE, EAVE HT < 30' — B2
- 2-WAY FRAME
  - COLUMNS 1 SIDE, LONG TRUSSES 3 SIDES — C1.1
  - TRUSSES CONTINUOUS, 1 OR 2 DIRECTIONS — C1.2
  - SAWTOOTH, TOP CHORDS EXPOSED — C1.3
  - DIAMOND MESH ARCH — C1.4
- 1-WAY
  - ARCHES — C2.1
  - TRIANGULAR & BOWSTRING TRUSSES — C2.2
  - FLAT TRUSSES (INCL EXP CHORD SAWTOOTH) — C2.3
- STRESSED SKIN INCL R C SHELL — C3

1-STORY, < 10,000 SQ FT

MULTI-STORY
- FRAMED, EARTHQUAKE RES
- FRAMED, OTHER
- WALL-BEARING, EARTHQUAKE RESISTANT — F1
- WALL-BEARING, OTHER — F2

SPECIAL INDUSTRIAL STRUCTURES — S

5-8440, AF

AFIPH-13A

BUILDING CONSTRUCTION ANALYSIS CONTINUED

AREA & TARGET NO 90:23-1169

CONFIDENTIAL
PAGE 2 OF 20 PAGES
DATE: 28 MAY 1945
REVISED:

R=REVISED	P=PRIMARY S=SECONDARY	REF NUMBER	REF SUBDIVISION	OCCUPANCY	LENGTH, FT	WIDTH, FT	PLAN AREA 1000'S OF SQ FT	NO OF FLOORS	FLOOR AREA 1000'S OF SQ FT	HEIGHT TO EAVES	HEIGHT TO RIDGE	SIZE OF BAY	ROOF MATERIAL	CONSTRUCTION TYPE	COMBUSTIBILITY*	H E VULNERABILITY**
		1		STORAGE FOR INCOMING LIQUIDS TOLUENE TANKS(4)	-	10'	0.3	1	0.3	14'		-	-	S	N	Spl
		2			35	35	1.2	1	1.2	-	-	-	-	S	N	Spl
		3		PUMP HOUSE	35	45	1.6	1	1.6	14	-	45'	LT	D	C	V4
		4		STORAGE TANKS	65	35	2.3	1	2.3	22'	-	-	-	S	N	Spl
		5			65	35	2.3	1	2.3	8	-	-	-	S	N	Spl
		6		COVERED UNLOADING PLATFORMS (R.R)			10.6	1	10.6	16'	-	35	LT	A2.3	C	V4
			a		150	35										
			b		150	35										
		7		POS. TRUCK GARAGE AND SERVICING STATION	185	50	9.2	1	9.2	10-12'	-	17	4"-6" CONC	D	R	V4
		8		CELLULOSE STORES	190	85	16.2	1	16.2	14'	14'	21	4"-6" CONC	A2.4	R	V4
		9		↓	190	85	16.2	1	16.2	14'	14'	21	4"-6" CONC.	A2.4	R	V4
		10		STORES BLD	185	65	12.0	1	12.0	10-12	-	32'	LT	A2.3	C	V4
		11		UNIDENTIFIED			2.9	1	2.9	-	-	25	LT	D	C	V4
			a		50	25	1.3									
			b		65	25	1.6									
		12		POS OFFICE BLD	170	25	4.3	2	8.6	22		12'	LT.	E2	C	V3
		13		UNIDENTIFIED												
			a		120	35	4.2	2	8.4	-	-	12'	LT	E2	C	V3
			b		50	50	2.5	1	4.3	-	-	50'	"	D	C	V4
			c		50	35	1.8	1				35'	"			
		14		CELLULOSE PREP BLD			27.7	1	27.7	-	-	50'	LT	D	C	V4
			a		85	50	4.3									
			b		85	50	4.3									
			c		120	50	6.0									
			d		85	50	4.3			10						
			e		175	50	8.8			15						

*R=FIRE-RESISTANT, N=NON-COMBUSTIBLE, C=COMBUSTIBLE; C/R (MULTI-STORY BLDGS ONLY) ="C" ROOF, REMAINDER "R"
**V1 IS LEAST VULNERABLE TO H E ATTACK, V2 IS MORE VULNERABLE AND SO ON. SEE JTG MEMO NO JTG/M/3/1, REVISED.

115.3 123.8

5-8440, AF

AFIPH-13A

BUILDING CONSTRUCTION ANALYSIS CONTINUED

AREA & TARGET NO: 90:23-1169

CONFIDENTIAL
PAGE 3 OF 20 PAGES
DATE: 28 MAY 1945
REVISED:

R=REVISED	SECRET	REF NUMBER	REF SUBDIVISION	OCCUPANCY	LENGTH, FT	WIDTH, FT	PLAN AREA 1000'S OF SQ FT	NO OF FLOORS	FLOOR AREA 1000'S OF SQ FT	HEIGHT TO EAVES	HEIGHT TO RIDGE	SIZE OF BAY	ROOF MATERIAL	CONSTRUCTION TYPE	COMBUSTIBILITY*	H E VULNERABILITY**
		15		UNIDENTIFIED			22.0	1	22.0	-	-		LT	A2.3	C	V4
			a		135	50	6.8					50				
			b		135	50	6.8					50				
			c		85	33	2.8					33				
			d		85	33	2.8					33				
			e		85	33	2.8					33				
		16		ACID PLANT			11.9		11.9							
			a		135	35	4.7	1		16+	-	-	-	S	N	Spl
			b		50	40	2.0	1		-	-	40	LT	D	C	V4
			c		70	35	2.5	1		-	-	35	LT	D	C	V4
			d			30	0.7	1		42	-	-	-	S	N	Spl
			e		50	40	2.0	1		-	-	40	LT	D	C	V4
		17		UNIDENTIFIED	70	40	2.8	1	2.8	-	-	20	LT	D	C	V4
		18		STORES BLD	135	65	8.8	1	8.8	10-12		32	LT	D	C	V4
		19			135	65	8.8	1	8.8	10-12		32	LT	D	C	V4
		20			135	65	8.8	1	8.8	10-12		32	LT	D	C	V4
		21		COAL STORAGE	185	85										
		22		BOILER HOUSE	90	65	5.9	1	5.9	-	-	16 32 16	LT	D	N	V4
		23					29.2	1	29.2	14	-	17'	4'-6" CONC	A2.4	R	V4
			a	WET NITROCELLULOSE STORE	165 85	40 50	6.6 4.3									
			b	NITROCEL. FINAL WRINGERS	165	50	8.3									
			c	NITROCEL. BLENDING (WET)	200	50	10.0									
		24		UNIDENTIFIED	100	35	3.5	1	3.5	-	-	35	LT	D	C	V4
		25		DITTO	90	35	3.2	1	3.2	-	-	35	LT	D	C	V4
		26		SOLVENT STORE	100	40	4.0	1	4.0	-	-	40	LT	D	C	V4
		27		NITROCELLULOSE POACHING TUB HOUSE												
			a		150	100	15.0	1	15.0	-	-	50	LT	A2.3	C	V4
			b		100	40	4.0	1	4.0	-	-	40	LT	D	C	V4
							127.9		127.9							

*R=FIRE-RESISTANT, N=NON-COMBUSTIBLE, C=COMBUSTIBLE; C/R (MULTI-STORY BLDGS ONLY) ="C" ROOF, REMAINDER "R"
**V1 IS LEAST VULNERABLE TO H E ATTACK, V2 IS MORE VULNERABLE AND SO ON. SEE JTG MEMO NO JTG/M/3/1, REVISED.

5-8440

AFIPH-13A

BUILDING CONSTRUCTION ANALYSIS CONTINUED

AREA & TARGET NO: 90:23-1169

CONFIDENTIAL
PAGE 3 OF 20 PAGES
DATE: 28 MAY 1945
REVISED:

R=REVISED	~~PRELIMINARY~~ S=SECONDARY	REF NUMBER	REF SUBDIVISION	OCCUPANCY	LENGTH, FT	WIDTH, FT	PLAN AREA 1000'S OF SQ FT	NO OF FLOORS	FLOOR AREA 1000'S OF SQ FT	HEIGHT TO EAVES	HEIGHT TO RIDGE	SIZE OF BAY	ROOF MATERIAL	CONSTRUCTION TYPE	COMBUSTIBILITY*	H E VULNERABILITY**
		15		UNIDENTIFIED			22.0	1	22.0	-	-		LT	A2.3	C	V4
			a		135	50	6.8					50				
			b		135	50	6.8					50				
			c		85	33	2.8					33				
			d		85	33	2.8					33				
			e		85	33	2.8					33				
		16		ACID PLANT			11.9		11.9							
			a		135	35	4.7	1		16+	-	-	-	S	N	Spl
			b		50	40	2.0	1		-	-	40	LT	D	C	V4
			c		70	35	2.5	1		-	-	35	LT	D	C	V4
			d			30	0.7	1		42	-	-	-	S	N	Spl
			e		50	40	2.0	1		-	-	40	LT	D	C	V4
		17		UNIDENTIFIED	70	40	2.8	1	2.8	-	-	20	LT	D	C	V4
		18		STORES BLD	135	65	8.8	1	8.8	10-12		32	LT	D	C	V4
		19			135	65	8.8	1	8.8	10-12		32	LT	D	C	V4
		20			135	65	8.8	1	8.8	10-12		32	LT	D	C	V4
		21		COAL STORAGE	185	85										
		22		BOILER HOUSE	90	65	5.9	1	5.9	-	-	16 32 16	LT	D	N	V4
		23					29.2	1	29.2	14	-	17'	4"-6" CONC	A2.4	R	V4
			a	WET NITROCELLULOSE STORE	165 85	40 50	6.6 4.3									
			b	NITROCEL. FINAL WRINGERS	165	50	8.3									
			c	NITROCEL. BLENDING (WET)	200	50	10.0									
		24		UNIDENTIFIED	100	35	3.5	1	3.5	-	-	35	LT	D	C	V4
		25		DITTO	90	35	3.2	1	3.2	-	-	35	LT	D	C	V4
		26		SOLVENT STORE	100	40	4.0	1	4.0	-	-	40	LT	D	C	V4
		27		NITROCELLULOSE POACHING TUB HOUSE												
			a		150	100	15.0	1	15.0	-	-	50	LT	A2.3	C	V4
			b		100	40	4.0	1	4.0	-	-	40	LT	D	C	V4
							127.9		127.9							

*R=FIRE-RESISTANT, N=NON-COMBUSTIBLE, C=COMBUSTIBLE; C/R (MULTI-STORY BLDGS ONLY) = "C" ROOF, REMAINDER "R"
**V1 IS LEAST VULNERABLE TO H E ATTACK, V2 IS MORE VULNERABLE AND SO ON. SEE JTG MEMO NO JTG/M/3/1, REVISED.

5-8440.

AFIPH-13A

BUILDING CONSTRUCTION ANALYSIS CONTINUED

AREA & TARGET NO 90:23-1169

CONFIDENTIAL
PAGE 4 OF 20 PAGES
DATE: 28 MAY 1945
REVISED:

R=REVISED	SECRET	REF NUMBER	REF SUBDIVISION	OCCUPANCY	LENGTH, FT	WIDTH, FT	PLAN AREA 1000'S OF SQ FT	NO OF FLOORS	FLOOR AREA 1000'S OF SQ FT	HEIGHT TO EAVES	HEIGHT TO RIDGE	SIZE OF BAY	ROOF MATERIAL	CONSTRUCTION TYPE	COMBUSTIBILITY*	H E VULNERABILITY**
		28		NITROCELL SEATER HOUSE	185	50	9.3	1	9.3	-	-	50	LT	D	C	V4
		29		CELLULOSE NITRATION HOUSE	200	70	14.0	1	14.0	-	-	70	LT	A23	C	V4
		30		NITROCELL BOILING TUBS	165	70	11.5	1	11.5	-	-	70	LT	A2.3	C	V4
		31		UNIDENTIFIED	125	80	10.0	1	10.0	21	-	23	LT	A2.3	C	V4
		32		POS ACID MIX HOUSE	150	35	5.3	1	5.3	25	-	35	LT	D	C	V4
		33		PROB STORAGE HE PARENT SUBSTANCE (eg DIMETHYLANILINE)			2.4	1	2.4	-	-	35	LT	D	C	V4
			a		35	35	1.2									
			b		35	35	1.2									
		34		PROB SULFONATION HOUSE	85	35	3.0	1	3.0	21	-	35	LT	D	C	V4
		35		NOT IDENTIFIED	100	35	3.5		3.5	14	-	35	LT	D	C	V4
		36		DITTO	100	25	2.5	1	2.5	-	-	25	LT	D	C	V4
		37		POS SPENT ACID STORE	100	65	6.5	1	6.5	-	-	32	LT	D	C	V4
		38		NITROGEN BLD (TETRYL MFG)	65	35	2.3	1	2.3	-	-	35	LT	D	C	V4
		39		TETRYL OR OTHER HE REFINERY	55	35	1.9	1	1.9	-	-	35	LT	D	C	V4
		40		PROB ACID FORTIFICATION HOUSE			5.7	1	5.7			35	LT	D	C	V4
			a		110	35	3.9			21	-					
			b		50	35	1.8			35	-					
		41		ACID PLANT	100	35	3.5	1	3.5	18	-	35	LT	D	C	V4
		42		UNIDENTIFIED	185	35	6.5	1	6.5	-	-	35	LT	D	C	V4
		43		POS SPENT ACID STORE	100	65	6.5	1	6.5	-	-	32	LT	D	C	V4
		44		ACID RECOVERY	165	150	24.8	1	24.8	-	-	37+	LT	A23	C	V4
							119.2		119.2							

*R=FIRE-RESISTANT, N=NON-COMBUSTIBLE, C=COMBUSTIBLE; C/R (MULTI-STORY BLDGS ONLY) ="C" ROOF, REMAINDER "R"
**V1 IS LEAST VULNERABLE TO H E ATTACK, V2 IS MORE VULNERABLE AND SO ON. SEE JTG MEMO NO JTG/M/3/1, REVISED.

5-8440, AF

AFIPH-13A

BUILDING CONSTRUCTION ANALYSIS CONTINUED

AREA & TARGET NO 90:23-1169

CONFIDENTIAL
PAGE 5 OF 26 PAGES
DATE: 28 MAY 1945
REVISED:

R=REVISED	P=PRIMARY S=SECONDARY	REF NUMBER	REF SUBDIVISION	OCCUPANCY	LENGTH, FT	WIDTH, FT	PLAN AREA 1000'S OF SQ FT	NO OF FLOORS	FLOOR AREA 1000'S OF SQ FT	HEIGHT TO EAVES	HEIGHT TO RIDGE	SIZE OF BAY	ROOF MATERIAL	CONSTRUCTION TYPE	COMBUSTIBILITY*	H E VULNERABILITY**
	·	45		SMOKELESS POWDER INERT INGREDIENTS STORE			8.7	1	8.7	12	·	35	LT	D	C	V4
			a		135	35	4.7									
			b		115	35	4.0									
		46		SMOKELESS POWDER MIX HOUSE	90	35	3.2	1	3.2	-	-	35	LT	D	C	V4
		47		SMOKELESS POWDER BLOCK PRESS HOUSE	70	30	2.1	1	2.1	-		30	4-6" CONC	D	R	V4
		48		UNIDENTIFIED	90	30	2.7	1	2.7	-	-	30	LT	D	C	V4
		49		SMOKELESS POWDER FINAL PRESS HOUSE			4.6	1	4.6	-	·		LT	D	C	V4
			a		35	35	1.2					35				
			b		85	40	3.4					40				
		50		GRAINING & CUTTING SMOKELESS POWDER	165	30	5.0	1	5.0	-	-	30	LT	D	C	V4
		51		↓	165	30	5.0	1	5.0	-	·	30	LT	D	C	V4
		52		SOLVENT RECOVERY FROM SMOKELESS POWDER	150	45	6.8	1	6.8	-	-	45	LT	D	C	V4
		53		↓	50	100	5.0	1	5.0	-	-	33	LT	D	C	V4
		54		SOLVENT RECTIFICATION	130	45	5.9	1	5.9	-	-	45	LT	D	C	V4
		55		T.N.T. SPENT ACID RECOVERY	100	65	6.5	1	6.5	-	-	32	LT	D	C	V4
		56		POS. ACID FORTIFICATION	90	45	4.1	1	4.1	-	-	45	LT	D	C	V4
		57		POS. ACID MIX HOUSE	100	50	5.0	1	5.0	-	·	25	LT	D	C	V4
		58		UNIDENTIFIED	70	30	2.1	1	2.1	-	-	30	LT	D	C	V4
		59		↓	70	30	2.1	1	2.1	-	-	30	LT	D	C	V4
		60		↓	135	35	4.7	1	4.7	-	-	35	LT	D	C	V4
		61		SMOKELESS POWDER DRYING	175	40	7.0	1	7.0	-	-	40	LT	D	C	V4
							80.5		80.5							

*R=FIRE-RESISTANT, N=NON-COMBUSTIBLE, C=COMBUSTIBLE; C/R (MULTI-STORY BLDGS ONLY) ="C" ROOF, REMAINDER "R"
**V1 IS LEAST VULNERABLE TO H E ATTACK, V2 IS MORE VULNERABLE AND SO ON. SEE JTG MEMO NO JTG/M/3/1, REVISED.

5-8440, AF

AFIPR-13A

BUILDING CONSTRUCTION ANALYSIS CONTINUED

AREA & TARGET NO 90:23-1169

CONFIDENTIAL
PAGE 6 OF 20 PAGES
DATE: 28 MAY 1945
REVISED:

R=REVISED	SECRET	REF NUMBER	REF SUBDIVISION	OCCUPANCY	LENGTH, FT	WIDTH, FT	PLAN AREA 1000'S OF SQ FT	NO OF FLOORS	FLOOR AREA 1000'S OF SQ FT	HEIGHT TO EAVES	HEIGHT TO RIDGE	SIZE OF BAY	ROOF MATERIAL	CONSTRUCTION TYPE	COMBUSTIBILITY*	H E VULNERABILITY**
		62		SMOKELESS POWDER DRYING	175	35	6.1	1	6.1	-	-	35	LT	D	C	V4
		63			175	35	6.1	1	6.1	-	-	35	LT	D	C	V4
		64			165	30	5.0	1	5.0	-	-	30	LT	D	C	V4
		65		SMOKELESS POWDER SCREENING	85	40	3.4	1	3.4	-	-	40	LT.	D	C	V4
		66		S.P. GLAZING	65	50	3.3	1	3.3	-	-	25	4-6" CONC.	D	R	V4
		67		S.P. PACKING & SHIPPING			9.8	1	9.8	-	-	35	LT	D	C	V4
			a		100	35	3.5									
			b		80	35	2.8			10	-					
			c		100	35	3.5									
		68		UNIDENTIFIED	65	35	2.3	1	2.3	-	-	35	LT	D	C	V4
		69		PROB. PELLET PRESSING	85	20	1.7	1	1.7	-	-	20	4-6" CONC.	D	R	V4
		70		POS. ACID FORTIFICATION	135	35	4.7	1	4.7	-	-	35	LT.	D	C	V4
		71			150	35	5.3	1	5.3	-	-	35	LT	D	C	V4
		72		POS. ACID STORAGE	65	40	2.6	1	2.6	-	-	40	LT	D	C	V4
		73		3STAGE NITRATION OF TOLUENE	40	35	1.4	1	1.4	-	-	35	LT	D	C	V4
		74			45	35	1.6	1	1.6	-	-	35	LT	D	C	V4
		75			45	25	1.1	1	1.1	-	-	25	LT	D	C	V4
		76		POS. FUME RECOVERY	90	35	3.2	1	3.2	-	-	35	LT	D	C	V4
		77		STORAGE TANKS	85	35	3.0	1	3.0	-	-	35	LT	D	C	V4
		78		T.N.T. WASH & PACK HOUSE	50	30	1.5	1	1.5	-	-	30	LT	D	C	V4
							62.1		62.1							

*R=FIRE-RESISTANT, N=NON-COMBUSTIBLE, C=COMBUSTIBLE; C/R (MULTI-STORY BLDGS ONLY) ="C" ROOF, REMAINDER "R"
**V1 IS LEAST VULNERABLE TO H E ATTACK, V2 IS MORE VULNERABLE AND SO ON. SEE JTG MEMO NO JTG/M/3/1, REVISED.

5-8440, AF

AFIPH-13A

BUILDING CONSTRUCTION ANALYSIS CONTINUED

AREA & TARGET NO: 90:23-1169

CONFIDENTIAL
PAGE 7 OF 20 PAGES
DATE: 28 MAY 1945
REVISED:

R = REVISED	PRIMARY SECONDARY	REF NUMBER	REF SUBDIVISION	OCCUPANCY	LENGTH, FT	WIDTH, FT	PLAN AREA 1000'S OF SQ FT	NO OF FLOORS	FLOOR AREA 1000'S OF SQ FT	HEIGHT TO EAVES	HEIGHT TO RIDGE	SIZE OF BAY	ROOF MATERIAL	CONSTRUCTION TYPE	COMBUSTIBILITY*	H E VULNERABILITY**
		79		STORES	15	50	5.8	1	5.8	10	-	25	LT	D	C	V4
		80			115	65	7.5	1	7.5	10		32				
		81			115	65	7.5	1	7.5	10		32				
		82			115	65	7.5	1	7.5	10		32				
		83			115	65	7.5	1	7.5	10		32				
		84			115	65	7.5	1	7.5	10		32				
		85			115	65	7.5	1	7.5	10		32				
		86			185	35	6.5	1	6.5	10	-	35				
		87			185	35	6.5	1	6.5	10	-	35				
		88		SERVICING WORKSHOPS			11.1	1	11.1	-	-					
			a		115	35	4.0					35				
			b		50	40	2.0					40				
			c		85	40	3.4					40				
			a		50	35	1.7					35				
		89		STORES			6.9	1	6.9	-	-					
			a		115	20	2.3					20				
			b		115	40	4.6					40				
		90			115	65	7.5	1	7.5			32				
		91			115	65	7.5	1	7.5			32				
		92			115	65	7.5	1	7.5			32				
		93			40	80	3.2	1	3.2			40				
		94					4.0	1	4.0			35				
			a		65	35	2.3									
			b		50	35	1.7									

*R = FIRE-RESISTANT, N = NON-COMBUSTIBLE, C = COMBUSTIBLE; C/R (MULTI-STORY BLDGS ONLY) = "C" ROOF, REMAINDER "R"
**V1 IS LEAST VULNERABLE TO H E ATTACK, V2 IS MORE VULNERABLE AND SO ON. SEE JTG MEMO NO JTG/M/3/1, REVISED.

111.5 111.5

5-8440, AF

APIPR-13A

BUILDING CONSTRUCTION ANALYSIS CONTINUED

AREA & TARGET NO: 90:23·1169

CONFIDENTIAL
PAGE 8 OF 20 PAGES
DATE: 28 MAY 1945
REVISED:

R=REVISED	S=SECONDARY	REF NUMBER	REF SUBDIVISION	OCCUPANCY	LENGTH, FT	WIDTH, FT	PLAN AREA 1000'S OF SQ FT	NO OF FLOORS	FLOOR AREA 1000'S OF SQ FT	HEIGHT TO EAVES	HEIGHT TO RIDGE	SIZE OF BAY	ROOF MATERIAL	CONSTRUCTION TYPE	COMBUSTIBILITY*	H E VULNERABILITY**
		95		STORES	185	65	12.0	1	12.0	-	-	32	LT	A2.3	C	V4
		96			185	65	12.0	1	12.0	-	-	32		A2.3	C	V4
		97			185	30	5.5	1	5.5	-		30		D	C	V4
		98			185	30	5.5	1	5.5			30				
		99			185	30	5.5	1	5.5			30				
		100			185	30	5.5	1	5.5			30				
		101		DWELLING HOUSES.	50	30	21.0	1	21.0	-	-	30				
				14 Units 50 x 30												
				3 Units 185 x 30	185	30	16.5	1	16.5	-	-	30				
		102		POS POLICE STATION.	150	40	6.0	1	6.0	-	-	40				
		103		ALCOHOL RECOVERY STILLS	30	30	0.9	1	0.9	64'		30				
		104		MERCURY NITRATE PREP. & SOLUTION HOUSE	105	35	3.7	1	3.7			35				
		105		MERCURY FULMINATE PRECIPITATION HOUSE	105	40	4.2	1	4.2			40				
		106		MERCURY & ACID STORAGE	150	35	5.3	1	5.3			35	↓	↓	↓	↓

*R=FIRE-RESISTANT, N=NON-COMBUSTIBLE, C=COMBUSTIBLE; C/R (MULTI-STORY BLDGS ONLY) ="C" ROOF, REMAINDER "R"
**V1 IS LEAST VULNERABLE TO H E ATTACK, V2 IS MORE VULNERABLE AND SO ON. SEE JTG MEMO NO JTG/M/3/1, REVISED.

103.6 103.6

5-8440, AF

AFIPH-13A

BUILDING CONSTRUCTION ANALYSIS CONTINUED

AREA & TARGET NO 90:23-1169

CONFIDENTIAL
PAGE 9 OF 20 PAGES
DATE: 28 MAY 1945
REVISED:

R=REVISED	~~PRIMARY~~ SECONDARY	REF NUMBER	REF SUBDIVISION	OCCUPANCY	LENGTH, FT	WIDTH, FT	PLAN AREA 1000'S OF SQ FT	NO OF FLOORS	FLOOR AREA 1000'S OF SQ FT	HEIGHT TO EAVES	HEIGHT TO RIDGE	SIZE OF BAY	ROOF MATERIAL	CONSTRUCTION TYPE	COMBUSTIBILITY*	H E VULNERABILITY**
		107		PERSONNEL CHANGE & SEARCH HSE	65	50	3.3	1	3.3	14'		12'	LT	D	C	V4
		108			115	50	5.8	2	11.6	21'		12'	LT.	E2	C	V3
		109		PROVING & TESTING BLDS	165	45	7.4	1	7.4	12'		45	LT	D	C	V4
		110			130	30	3.9	1	3.9	12	-	30	LT	D	C	V4
		111														
			a		150	40	6.0	1	6.0	-	-	40	LT	D	C	V4
			b		115	20	2.3	1	2.3	-	-	20	-	S	N	Spl
		112			90	40	3.6	1	3.6	-	-	40	LT	D	C	V4
		113		UNIDENTIFIED.	180	30	5.4	1	5.4	-	-	30	LT	D	C	V4
		114		POS LOADING SHOPS			10.0		10.0	-	-	35'	LT	D	C	V4
			a		135	35	4.7	1								
			b		150	35	5.3	1								
		115		UNIDENTIFIED.	115	35	4.0	1	4.0	-	-	35	LT	D	C	V4
		116		STORES	135	50	6.8	1	6.8	-	-	17'	4 TO 6" CONC	D	R	V4
		117			135	50	6.8	1	6.8			17'	4" TO 6" CONC	D	R	V4
		118		PROP. INITIATOR LOADING SHOPS			23.2		23.2	-	-	30'	LT	D	C	V4
			a		185	30	5.6	1								
			b		185	30	5.6	1								
			c		200	30	6.0	1								
			d		200	30	6.0	1								
		119		UNIDENTIFIED	150	30	4.5	1	4.5	-	-	30'	LT	D	C	V4
		120		EMPTY AMMUNITION STORES	185	40	7.4	1	7.4	-	-	40'	LT	D	C	V4
		121			185	85	15.7	1	15.7	-	-	17'	LT	A2.3	C	V4
							116.1		121.9							

*R=FIRE-RESISTANT, N=NON-COMBUSTIBLE, C=COMBUSTIBLE; C/R (MULTI-STORY BLDGS ONLY) ="C" ROOF, REMAINDER "R"
**V1 IS LEAST VULNERABLE TO H E ATTACK, V2 IS MORE VULNERABLE AND SO ON. SEE JTG MEMO NO JTG/M/3/1, REVISED.

5-8440, AF

AFIPH-13A

BUILDING CONSTRUCTION ANALYSIS CONTINUED

AREA & TARGET NO: 90:23-1169

CONFIDENTIAL
PAGE 10 OF 20 PAGES
DATE: 28 MAY 1945
REVISED:

R=REVISED	PRIMARY SECONDARY	REF NUMBER	REF SUBDIVISION	OCCUPANCY	LENGTH, FT	WIDTH, FT	PLAN AREA 1000'S OF SQ FT	NO OF FLOORS	FLOOR AREA 1000'S OF SQ FT	HEIGHT TO EAVES	HEIGHT TO RIDGE	SIZE OF BAY	ROOF MATERIAL	CONSTRUCTION TYPE	COMBUSTIBILITY*	H E VULNERABILITY**
		122		COMPONENT LOADING SHOPS	150	30	4.5	1	4.5	-	-	30	LT	D	C	V4
		123			150	30	4.5	1	4.5	-	-	30				
		124		INERT STORES	185	40	7.4	1	7.4	-	-	40				
		125		UNIDENTIFIED			5.7	1	5.7	-	-					
			a		50	40	2.0					40				
			b		30	35	1.1					30				
			c		65	40	2.6					40				
		126		SERVICING WORKSHOPS			24.3	1	24.3	-	-					
			a		145	35	5.1					35				
			b		100	35	3.5					35				
			c		65	65	4.2					32				
			d		115	35	4.0					35				
			e		150	50	7.5					50				
			f		115	50	5.8	1	5.8	-	-	17	4"-6" CONC	D	R	V4
			g		65	30	2.0 [13.0	1	13.0	-	-	30	LT	D	C	V4
			h		150	30	4.5									
			j		150	30	4.5									
			k		65	30	2.0									
		127		INERT STORES			16.8	1	16.8				LT	A2.3	C	V4
			a		140	40	5.6			18		40				
			b		140	50	7.0			12		25				
			c		140	30	4.2			12		30				
		128			150	40	~~6.0~~ 6.0	1	6.0	-	-	40	LT	D	C	V4
		129			50	65	3.3	1	3.3	12		32				
		130			135	30	4.1	1	4.1	10		30				
		131		COMPONENT LOADING.	150	30	4.5	1	4.5	10		30				
		132					8.0	1	8.0	10						
			a		150	30	4.5					30				
			b		115	30	3.5					30				

*R=FIRE-RESISTANT, N=NON-COMBUSTIBLE, C=COMBUSTIBLE; C/R (MULTI-STORY BLDGS ONLY) ="C" ROOF, REMAINDER "R"
**V1 IS LEAST VULNERABLE TO H E ATTACK, V2 IS MORE VULNERABLE AND SO ON. SEE JTG MEMO NO JTG/M/3/1, REVISED.

107.9 107.9

5-8440, AF

AFIPH-13A

BUILDING CONSTRUCTION ANALYSIS CONTINUED

AREA & TARGET NO 90:23-1169

CONFIDENTIAL
PAGE 11 OF 20 PAGES
DATE: 28 MAY 1945
REVISED:

R=REVISED	PRIMARY SECONDARY	REF NUMBER	REF SUBDIVISION	OCCUPANCY	LENGTH, FT	WIDTH, FT	PLAN AREA 1000'S OF SQ FT	NO OF FLOORS	FLOOR AREA 1000'S OF SQ FT	HEIGHT TO EAVES	HEIGHT TO RIDGE	SIZE OF BAY	ROOF MATERIAL	CONSTRUCTION TYPE	COMBUSTIBILITY*	H E VULNERABILITY**
		133		COMPONENT LOADING	150	30	4.5	1	4.5	-	-	30	LT	D	C	V4
		134		"	85	30	2.5	1	2.5	-	-	30				
		135		LOADED SHELL or BOMB MAG.	85	35	3.0	1	3.0			35				
		136		LOADED COMPONENT MAG.	40	35	1.4	1	1.4			35				
		137		SEE #135	85	35	3.0	1	3.0			35				
		138		HIGH EXPLOSIVES MAG.	50	25	1.3	1	1.3			25				
		139		"	50	25	1.3	1	1.3			25				
		140		SHELL OR BOMB BURSTING CHARGE LOADING	75	40	3.0	1	3.0			40				
		141		"	65	40	2.6	1	2.6			40				
		142		LOADED COMPONENT STORES	50	30	1.5	1	1.5			30				
		143		"	50	30	1.5	1	1.5			30				
		144		BLK POWDER MAG.	60	35	2.1	1	2.1			35				
		145		BLK POWDER INGREDIENTS STORE	65	30	2.0	1	2.0			30				
		146			50	30	1.5	1	1.5			30				
		147			50	30	1.5	1	1.5			30				
		148		"	85	30	2.6	1	2.6			30				
		149		BLK POWDER MFG	80	50	4.0	1	4.0			50				
		150			35	35	1.2	1	1.2			35				
		151			35	35	1.2	1	1.2			35				
		152		"	35	35	1.2	1	1.2			35	"	"	"	"
							42.9		42.9							

*R=FIRE-RESISTANT, N=NON-COMBUSTIBLE, C=COMBUSTIBLE; C/R (MULTI-STORY BLDGS ONLY) ="C" ROOF, REMAINDER "R"
**V1 IS LEAST VULNERABLE TO H E ATTACK, V2 IS MORE VULNERABLE AND SO ON. SEE JTG MEMO NO JTG/M/3/1, REVISED.

5-8440, AF

AFIPH-13A

BUILDING CONSTRUCTION ANALYSIS CONTINUED

AREA & TARGET NO: 90:23-1169

CONFIDENTIAL
PAGE 12 OF 20 PAGES
DATE: 28 MAY 1945
REVISED:

R=REVISED	PRIMARY SECONDARY	REF NUMBER	REF SUBDIVISION	OCCUPANCY	LENGTH, FT	WIDTH, FT	PLAN AREA 1000'S OF SQ FT	NO OF FLOORS	FLOOR AREA 1000'S OF SQ FT	HEIGHT TO EAVES	HEIGHT TO RIDGE	SIZE OF BAY	ROOF MATERIAL	CONSTRUCTION TYPE	COMBUSTIBILITY*	H E VULNERABILITY**
		153		BLK POWDER MFG	35	35	1.2	1	1.2			35	LT	D	C	V4
		154		POS. DRY HOUSE	85	40	3.4	1	3.4			40				
		155		LOADED COMPONENT MAG.	35	25	0.9	1	0.9			25				
		156			35	25	0.9	1	0.9			25				
		157		COMPONENT LOADING	65	25	1.6	1	1.6			25				
		158			65	25	1.6	1	1.6			25				
		159		PAINT STORES	150	35	5.3	1	5.3			35				
		160			60	50	3.0	1	3.0			50				
		161					11.3	1	11.3							
			a		135	50	6.7					25				
			b		65	35	2.3					35				
			c		65	35	2.3					35				
		162		LOADING SHOPS	50	25	1.3	1	1.3			25				
		163			50	25	1.3	1	1.3			25				
		164					27	1	27			25				
			a		35	25	0.9									
			b		35	25	0.9									
			c		35	25	0.9									
		165					6.5	1	6.5			30				
			a		85	30	2.5									
			b		135	30	4.0									
		166					85	1	85			30				
			a		185	30	5.5									
			b		100	30	3.0									
							49.5		49.5							

*R=FIRE-RESISTANT, N=NON-COMBUSTIBLE, C=COMBUSTIBLE; C/R (MULTI-STORY BLDGS ONLY) ="C" ROOF, REMAINDER "R"
**V1 IS LEAST VULNERABLE TO H E ATTACK, V2 IS MORE VULNERABLE AND SO ON. SEE JTG MEMO NO JTG/M/3/1, REVISED.

5-8440, AF

AFIPH-13A

BUILDING CONSTRUCTION ANALYSIS CONTINUED

AREA & TARGET NO: 90:23-1169

CONFIDENTIAL
PAGE 13 OF 20 PAGES
DATE: 28 MAY 1945
REVISED:

R=REVISED	PRIMARY SECONDARY	REF NUMBER	REF SUBDIVISION	OCCUPANCY	LENGTH, FT	WIDTH, FT	PLAN AREA 1000'S OF SQ FT	NO OF FLOORS	FLOOR AREA 1000'S OF SQ FT	HEIGHT TO EAVES	HEIGHT TO RIDGE	SIZE OF BAY	ROOF MATERIAL	CONSTRUCTION TYPE	COMBUSTIBILITY*	H E VULNERABILITY**
		167		LOADING SHOPS	100	35	3.5	1	3.5		•	35	LT	D	C	V4
		168			100	35	3.5	1	3.5			35	LT	D	C	V4
		169					5.8	1	5.8			35	LT	D	C	V4
			a		65	35	2.3									
			b		100	35	3.5									
		170		INERT STORES	115	40	4.6	1	4.6			40	LT	D	C	V4
		171			115	65	7.5	1	7.5			32	LT	D	C	V4
		172			115	45	5.2	1	5.2			45	LT	D	C	V4
		173			280	60	16.8	1	16.8			60	LT	A2.3	C	V4
		174		UNIDENTIFIED			5.8	1	5.8				LT	D	C	V4
			a		100	40	4.0					40				
			b		50	35	1.8					35				
		175		PROP. BOILER HOUSE	200	100	20.0	1	20.0	20	-	50	LT	A2.3	N	V4
		176		POS. LOADING SHOPS	115	40	4.6	1	4.6			40	LT	D	C	V4
		177					7.5	1	7.5				LT	D	C	V4
			a		75	35	2.6					35				
			b		65	75	4.9					37				
		178			115	35	4.0	1	4.0			35	LT	D	C	V4
		179			135	35	4.7	1	47			35	LT	D	C	V4
		180		POS. COMPONENT LOADING SHOPS	115	35	4.0	1	4.0			35	LT	D	C	V4
		181					6.8	1	6.8				LT	D	C	V4
			a		135	20	2.7					20				
			b		135	30	4.1					30				
							104.3		104.3							

*R=FIRE-RESISTANT, N=NON-COMBUSTIBLE, C=COMBUSTIBLE; C/R (MULTI-STORY BLDGS ONLY) ="C" ROOF, REMAINDER "R"
**V1 IS LEAST VULNERABLE TO H E ATTACK, V2 IS MORE VULNERABLE AND SO ON. SEE JTG MEMO NO JTG/M/3/1, REVISED.

5-8440, AF

AFIPH-13A

BUILDING CONSTRUCTION ANALYSIS CONTINUED

AREA & TARGET NO 90-23-1169

CONFIDENTIAL
PAGE 14 OF 20 PAGES
DATE: 28 MAY 1945
REVISED:

R=REVISED	P=PRIMARY S=SECONDARY	REF NUMBER	REF SUBDIVISION	OCCUPANCY	LENGTH, FT	WIDTH, FT	PLAN AREA 1000'S OF SQ FT	NO OF FLOORS	FLOOR AREA 1000'S OF SQ FT	HEIGHT TO EAVES	HEIGHT TO RIDGE	SIZE OF BAY	ROOF MATERIAL	CONSTRUCTION TYPE	COMBUSTIBILITY*	H E VULNERABILITY**
		182		POS COMPONENT LOADING SHOP	130	30	3.9	1	3.9			30	LT	D	C	V4
		183			115	35	4.0	1	4.0			35				
		184			115	35	4.0	1	4.0			35				
		185			115	25	2.9	1	2.9			25				
		186			100	25	2.5	1	2.5			25				
		187		INERT STORES	100	25	2.5	1	2.5			25				
		188			100	25	2.5	1	2.5			25				
		189		SEE #180 - #186	60	30	1.8	1	1.8			30				
		190			60	30	1.8	1	1.8			30				
		191		POS PROPELLANT LOADING	100	35	3.5	1	3.5			35				
		192		PROP INERT STORES	100	25	2.5	1	2.5			25				
		193			100	25	2.5	1	2.5			25				
		194		POS ADMIN. BLD	220	45	9.9	1	9.9			45				
		195		SEE # 191	100	35	3.5	1	3.5			35				
		196			100	35	3.5	1	3.5			35				
		197			135	35	4.7	1	4.7			35				
		198		UNIDENTIFIED	65	30	2.0	1	2.0			30				
		199		LOADING SHOP	150	35	5.3	1	5.3			35				
		200		POS PRIMER LOADING	65	30	2.0	1	2.0			30				
							65.3		65.3							

*R=FIRE-RESISTANT, N=NON-COMBUSTIBLE, C=COMBUSTIBLE; C/R (MULTI-STORY BLDGS ONLY) ="C" ROOF, REMAINDER "R"
**V1 IS LEAST VULNERABLE TO H E ATTACK, V2 IS MORE VULNERABLE AND SO ON. SEE JTG MEMO NO JTG/M/3/1, REVISED.

AFIPH-13A

BUILDING CONSTRUCTION ANALYSIS CONTINUED

AREA & TARGET NO 90:23:1169

CONFIDENTIAL
PAGE 15 OF 20 PAGES
DATE: 28 MAY 1945
REVISED:

R=REVISED	SECRET	REF NUMBER	REF SUBDIVISION	OCCUPANCY	LENGTH, FT	WIDTH, FT	PLAN AREA 1000'S OF SQ FT	NO OF FLOORS	FLOOR AREA 1000'S OF SQ FT	HEIGHT TO EAVES	HEIGHT TO RIDGE	SIZE OF BAY	ROOF MATERIAL	CONSTRUCTION TYPE	COMBUSTIBILITY*	H E VULNERABILITY**
		201		POS PRIMER LOADING	65	30	2.0	1	2.0			30	LT	D	C	V4
		202		UNIDENTIFIED	100	40	4.0	1	4.0			40				
		203		MAGAZINE	100	40	4.0	1	4.0			40				
		204		UNIDENTIFIED	100	35	3.5	1	3.5			35				
		205			100	35	3.5	1	3.5			35				
		206		PROB. PROPELLANT LOADING	115	35	4.0	1	4.0			35				
		207			100	35	3.5	1	3.5			35				
		208			100	35	3.5	1	3.5			35				
		209			135	35	4.7	1	4.7			35				
		210			100	40	4.0	1	4.0			40				
		211			40	20	0.8	1	0.8			20				
		212			100	40	4.0	1	4.0			40				
		213			115	35	4.0	1	4.0			35				
		214			115	35	4.0	1	4.0			35				
		215			50	30	1.5	1	1.5			30				
		216			65	30	2.0	1	2.0			30				
		217		SMOKELESS POWDER MAG.	70	30	2.1	1	2.1			30				
		218			70	30	2.1	1	2.1			30				
		219		POS. FULMINATE DRYING, SIEVING & SIFTING SHOPS.	50	20	1.0	1	1.0			20				
							58.2		58.2							

*R=FIRE-RESISTANT, N=NON-COMBUSTIBLE, C=COMBUSTIBLE; C/R (MULTI-STORY BLDGS ONLY) ="C" ROOF, REMAINDER "R"
**V1 IS LEAST VULNERABLE TO H E ATTACK, V2 IS MORE VULNERABLE AND SO ON. SEE JTG MEMO NO JTG/M/3/1, REVISED.

5-8440, AF

AFIPH-13A

BUILDING CONSTRUCTION ANALYSIS CONTINUED

AREA & TARGET NO 90:23.1169

CONFIDENTIAL
PAGE 16 OF 20 PAGES
DATE: 28 MAY 1945
REVISED:

R=REVISED	PRIMARY S=SECONDARY	REF NUMBER	REF SUBDIVISION	OCCUPANCY	LENGTH, FT	WIDTH, FT	PLAN AREA 1000'S OF SQ FT	NO OF FLOORS	FLOOR AREA 1000'S OF SQ FT	HEIGHT TO EAVES	HEIGHT TO RIDGE	SIZE OF BAY	ROOF MATERIAL	CONSTRUCTION TYPE	COMBUSTIBILITY*	H E VULNERABILITY**
		220		SEE # 219	50	20	1.0	1	1.0			20	LT	D	C	V4
		221		↓	50	20	1.0	1	1.0			20				
		222		UNIDENTIFIED	280	35	9.8	1	9.8			35				
		223		↓	250	35	8.8	1	8.8			35				
		224		PREP OF PERCUSSION ELEMENT COMPOSITIONS	50	30	1.5	1	1.5			30				
		225			50	30	1.5	1	1.5			30				
		226		↓	85	30	2.6	1	2.6			30				
		227		PROB. PERCUSSION ELEMENT LOADING	250	35	8.8	1	8.8	12'		35				
		228		SMOKELESS POWDER BLENDING.					4.6							
			a		85	35	3.0	1				35				
			b	↓	65	25	1.6	1				25				
		229		UNIDENTIFIED	85	35	3.0	1	3.0	20'		35				
		230		LOADING SHOPS	100	35	3.5	1	3.5			35				
		231			100	35	3.5	1	3.5			35				
		232			150	35	5.3	1	5.3			35				
		233			65	25	1.6	1	1.6			25				
		234			185	35	6.5	1	6.5			35				
		235		↓	165	25	4.1	1	4.1			25				
		236		UNIDENTIFIED	100	30	3.0	1	3.0			30				
		237		PROB. LOADING SHOP	115	30	3.5	1	3.5			30	↓	↓	↓	↓
							73.6		73.6							

*R=FIRE-RESISTANT, N=NON-COMBUSTIBLE, C=COMBUSTIBLE; C/R (MULTI-STORY BLDGS ONLY) ="C" ROOF, REMAINDER "R"
**V1 IS LEAST VULNERABLE TO H E ATTACK, V2 IS MORE VULNERABLE AND SO ON. SEE JTG MEMO NO JTG/M/3/1, REVISED.

5-8440, AF

AFIPH-13A

BUILDING CONSTRUCTION ANALYSIS CONTINUED

AREA & TARGET NO 90:23-1169

CONFIDENTIAL
PAGE 17 OF 20 PAGES
DATE: 20 MAY 1945
REVISED:

R=REVISED	PRIMARY SECONDARY	REF NUMBER	REF SUBDIVISION	OCCUPANCY	LENGTH, FT	WIDTH, FT	PLAN AREA 1000'S OF SQ FT	NO OF FLOORS	FLOOR AREA 1000'S OF SQ FT	HEIGHT TO EAVES	HEIGHT TO RIDGE	SIZE OF BAY	ROOF MATERIAL	CONSTRUCTION TYPE	COMBUSTIBILITY*	H E VULNERABILITY**
		238		UNIDENTIFIED	100	30	3.0	1	3.0			30	LT	D	C	V4
		239					3.0	1	3.0			30				
			a		50	30	1.5									
			b		50	30	1.5									
		240					3.0	1	3.0			30				
			a		50	30	1.5									
			b		50	30	1.5									
		241		LOADING SHOPS	50	30	1.5	1	1.5			30				
		242			150	30	4.5	1	4.5			30				
		243		POS. MAGAZINE	50	30	1.5	1	1.5			30				
		244			50	30	1.5	1	1.5			30				
		245			50	30	1.5	1	1.5			30				
		246			50	30	1.5	1	1.5			30				
		247		PROB. LOADING SHOPS	150	30	4.5	1	4.5			30				
		248			150	30	4.5	1	4.5			30				
		249			115	30	3.5	1	3.5			30				
		250			165	30	5.0	1	5.0			30				
		251			70	30	2.1	1	2.1			30				
		252			115	30	3.5	1	3.5			30				
		253			115	30	3.5	1	3.5			30				
		254			130	35	4.6	1	4.6			35				
							52.2		52.2							

*R=FIRE-RESISTANT, N=NON-COMBUSTIBLE, C=COMBUSTIBLE; C/R (MULTI-STORY BLDGS ONLY) ="C" ROOF, REMAINDER "R"
**V1 IS LEAST VULNERABLE TO H E ATTACK, V2 IS MORE VULNERABLE AND SO ON. SEE JTG MEMO NO JTG/M/3/1, REVISED.

5-8440, AF

AFIPH-13A

BUILDING CONSTRUCTION ANALYSIS CONTINUED

AREA & TARGET NO 90:23-1169

CONFIDENTIAL
PAGE 18 OF 20 PAGES
DATE: 28 MAY 1945
REVISED:

R=REVISED	PRIMARY S=SECONDARY	REF NUMBER	REF SUBDIVISION	OCCUPANCY	LENGTH, FT	WIDTH, FT	PLAN AREA 1000'S OF SQ FT	NO OF FLOORS	FLOOR AREA 1000'S OF SQ FT	HEIGHT TO EAVES	HEIGHT TO RIDGE	SIZE OF BAY	ROOF MATERIAL	CONSTRUCTION TYPE	COMBUSTIBILITY*	H E VULNERABILITY**
		255		PROB LOADING SHOPS	115	35	4.0	1	4.0	-	-	35	LT	D	C	V4
		256			135	25	3.4	1	3.4	-	-	25	LT	D	C	V4
		257			150	25	3.8	1	3.8	-	-	25	LT	D	C	V4
		258			115	35	4.0	1	4.0	-	-	35	LT	D	C	V4
		259		UNIDENTIFIED	115	30	3.5	1	3.5	-	-	30	LT	D	C	V4
		260			85	30	2.5	1	2.5	-	-	30	LT	D	C	V4
		261			135	30	4.1	1	4.1	-	-	30	LT	D	C	V4
							25.3									
		262		UNIDENT. STORES BLD	115	65	7.5	1	7.5	10	-	33	LT	D	C	V4
		263			115	65	7.5	1	7.5	10	-	33	LT	D	C	V4
		264			115	65	7.5	1	7.5	10	-	33	LT	D	C	V4
		265			115	65	7.5	1	7.5	10	-	33	LT	D	C	V4
		266			115	40	4.6	1	4.6	10	-	40	LT	D	C	V4
		267		PROB. EXPLOS. STORAGE	100	35	3.5	1	3.5	-	-	35	LT	D	C	V4
		268			100	35	3.5	1	3.5	-	-	35	LT	D	C	V4
		269			100	35	3.5	1	3.5	-	-	35	LT	D	C	V4
		270			85	35	3.0	1	3.0	-	-	35	LT	D	C	V4
		271			50	50	2.5	1	2.5	-	-	25	LT	D	C	V4
		272			50	35	1.8	1	1.8	-	-	35	LT	D	C	V4
		273			50	35	1.8	1	1.8	-	-	35	LT	D	C	V4
							54.2									
							79.5		79.5							

*R=FIRE-RESISTANT, N=NON-COMBUSTIBLE, C=COMBUSTIBLE; C/R (MULTI-STORY BLDGS ONLY) ="C" ROOF, REMAINDER "R"
**V1 IS LEAST VULNERABLE TO H E ATTACK, V2 IS MORE VULNERABLE AND SO ON. SEE JTG MEMO NO JTG/M/3/1, REVISED.

5-8440, AF

AFIPH-13A

BUILDING CONSTRUCTION ANALYSIS CONTINUED

AREA & TARGET NO 90:23-1169

CONFIDENTIAL
PAGE 19 OF 20 PAGES
DATE: 28 MAY 1945
REVISED:

R=REVISED	PRIMARY SECONDARY	REF NUMBER	REF SUBDIVISION	OCCUPANCY	LENGTH, FT	WIDTH, FT	PLAN AREA 1000'S OF SQ FT	NO OF FLOORS	FLOOR AREA 1000'S OF SQ FT	HEIGHT TO EAVES	HEIGHT TO RIDGE	SIZE OF BAY	ROOF MATERIAL	CONSTRUCTION TYPE	COMBUSTIBILITY*	H E VULNERABILITY**
		274		PROB. EXPLOS. STORES	100	35	3.5	1	3.5	-	-	35	LT.	D	C	V4
		275			100	35	3.5	1	3.5	-	-	35				
		276			100	35	3.5	1	3.5	-	-	35				
		277			100	35	3.5	1	3.5	-	-	35				
		278			100	35	3.5	1	3.5	-	-	35				
		279			100	35	3.5	1	3.5	-	-	35				
		280			85	35	3.0	1	3.0	-	-	35				
		281			85	35	3.0	1	3.0	-	-	35				
		282			85	35	3.0	1	3.0	-	-	35				
		283			85	35	3.0	1	3.0	-	-	35				
		284			85	35	3.0	1	3.0	-	-	35				
		285			85	35	3.0	1	3.0	-	-	35				
		286		PROB LOADED AMMU. STORAGE	80	30	2.4	1	2.4	-	-	30				
		287			70	30	2.1	1	2.1	-	-	30				
		288			50	35	1.8	1	1.8	-	-	35				
		289		POS FROST PROOF VAULTS FOR LEAD AZIDE OR MER. FULMINATE	35	35	1.2	1	1.2	-	-	35				
		290		SEE # 286	80	30	2.4	1	2.4	-	-	30				
		291			70	30	2.1	1	2.1	-	-	30				
		292		SERVICING BLD	50	30	1.5	1	1.5	-	-	30				
							52.5		52.5							

*R = FIRE-RESISTANT, N = NON-COMBUSTIBLE, C = COMBUSTIBLE; C/R (MULTI-STORY BLDGS ONLY) = "C" ROOF, REMAINDER "R"
**V1 IS LEAST VULNERABLE TO H E ATTACK, V2 IS MORE VULNERABLE AND SO ON. SEE JTG MEMO NO JTG/M/3/1, REVISED.

5-8440, AF

AFIPH-13A

BUILDING CONSTRUCTION ANALYSIS CONTINUED

AREA & TARGET NO: 90:23-1169

CONFIDENTIAL
PAGE 20 OF 20 PAGES
DATE: 28 MAY 1945
REVISED:

R=REVISED	PRIMARY S=SECONDARY	REF NUMBER	REF SUBDIVISION	OCCUPANCY	LENGTH, FT	WIDTH, FT	PLAN AREA 1000'S OF SQ FT	NO OF FLOORS	FLOOR AREA 1000'S OF SQ FT	HEIGHT TO EAVES	HEIGHT TO RIDGE	SIZE OF BAY	ROOF MATERIAL	CONSTRUCTION TYPE	COMBUSTIBILITY*	H E VULNERABILITY**
		293		PROB. LOADED AMMO STORAGE	85	35	3.0	1	3.0	-	-	35	LT	D	C	V4
		294			65	35	2.3	1	2.3	-						
		295			65	35	2.3	1	2.3	-	-					
		296			65	35	2.3	1	2.3	-	-					
		297			65	35	2.3	1	2.3	-	-					
		298			65	35	2.3	1	2.3	-						
		299			65	35	2.3	1	2.3	-	-					
		300			65	35	2.3	1	2.3	-	-					
		301			65	35	2.3	1	2.3	-	-					
		302			65	35	2.3	1	2.3	-	-					
		303			65	35	2.3	1	2.3	-	-					
							26.0		26.0							

*R=FIRE-RESISTANT, N=NON-COMBUSTIBLE, C=COMBUSTIBLE; C/R (MULTI-STORY BLDGS ONLY) ="C" ROOF, REMAINDER "R"
**V1 IS LEAST VULNERABLE TO H E ATTACK, V2 IS MORE VULNERABLE AND SO ON. SEE JTG MEMO NO JTG/M/3/1, REVISED.

5-8440, AF

3PR 5 M115-IV: 76

CONFIDENTIAL

U. S. S. B. S.
DAMAGE ASSESMENT WORK SHEET

FUNCTION

STRUCTURAL ANALYSIS

YEAR BUILT	ORIGINAL USE	REMARKS
FLOOR	TYPE	THICKNESS
FLOOR	TYPE	THICKNESS
WALLS	TYPE	THICKNESS
ROOF MATERIAL	TYPE	THICKNESS
TRUSS	TYPE	SPAN
CRANES NO.	TYPE	LOAD CAPACITY
MACHINERY REMOVED TO		REASON
REPAIRS AND CLEARANCES		
NEW CONSTRUCTION		

NAME OF PLANT

TYPE OF INDUSTRY

CITY	TARGET NO.	BLDG. NO.
LAT.	LONG	AREA
INTEL. SUBJECT NUMBER		DATE
PHOTOGRAPHY		ROLL - NEG NUMBER
INTERIOR	EXTERIOR	
STRUCT. DETAIL	NO. OF EXPOSURES	

TEAM

DAMAGE ASSESMENT

DESTROYED

STRUCTURAL DAMAGE

SUPERFICIAL DAMAGE

ROOF DISTURBANCE

MINOR DAMAGE

GENERAL NOTES - SECTIONS - PLANS - ETC -

BLDG #95- FL: CONC, WALLS: WOOD FRAME & CORR METAL; TRUSS: WOOD; ROOF: CORR METAL.
" 96- " " , " : 12" BRICK & PIERS ; " " ; " TILE.
" 97- " " " 12" " & " " " " " ,
" 98- " " " 12" " & " " " " " .
" 99- " " " 12" " & " " " " " .
" 100- " " " 12" " & " " " " " .
" 101- TYPICAL JAPANESE WOOD DWELLINGS WITH TILE ROOFS, (SHRINE)
JUST S. OF 101 - 2 BLDGS SIMILIAR TO #96.
" S. OF 101 & N. OF 117 - 2 BLDGS - FL: CONC, WALLS 8" R/C, R/C FRAME, R/C FLAT ROOF 6".

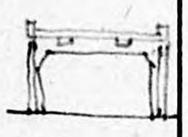

BLDG 102- FL: WOOD, WALLS: WOOD FRAME & PLASTER; TRUSS: WOOD, ROOF: TILE.
103- WATER TOWER ON BRICK WALLS.
104- SIMILIAR TO 102
105- FL: WOOD; WALLS WOOD FRAME & PLASTER, CONC TO WINDOWS, TRUSS-WOOD, ROOF: TILE.
106- " " " " " , " " " " .

BLDG. NUMBER

SHEET OF

U. S. S. B. S.
DAMAGE ASSESMENT WORK SHEET

FUNCTION

STRUCTURAL ANALYSIS

YEAR BUILT	ORIGINAL USE		REMARKS
FLOOR	TYPE	THICKNESS	
FLOOR	TYPE	THICKNESS	
WALLS	TYPE	THICKNESS	
ROOF MATERIAL	TYPE	THICKNESS	
TRUSS	TYPE	SPAN	
CRANES NO.	TYPE	LOAD CAPACITY	
MACHINERY REMOVED TO		REASON	
REPAIRS AND CLEARANCES			
NEW CONSTRUCTION			

NAME OF PLANT		
TYPE OF INDUSTRY		
CITY	TARGET NO.	BLDG. NO. 79-94
LAT. LONG	AREA	
INTEL. SUBJECT NUMBER		DATE
PHOTOGRAPHY		ROLL - NEG NUMBER
INTERIOR	EXTERIOR	
STRUCT. DETAIL	NO. OF EXPOSURES	

TEAM

DAMAGE ASSESMENT

DESTROYED

STRUCTURAL DAMAGE

SUPERFICIAL DAMAGE

ROOF DISTURBANCE

MINOR DAMAGE

GENERAL NOTES - SECTIONS - PLANS - ETC -

BLDG # 79. REMOVED.
" 80- FL: CONC, WALLS: WOOD FRAME & PLASTER, TRUSS: WOOD, ROOF: CORR. METAL.
" 81- FL: CONC, WALLS: WOOD FRAME & PLASTER, TRUSS: WOOD, ROOF: COR METAL.
" 82- " " " " " & " " " " " " " " "
" 83- " " " " " " " " " " " " " "
" 84 - REMOVED
" 85 - "
" 86 - "
" 87 - FL: CONC, WALLS: BRICK WITH PIERS, TRUSS: ROUGH TIMBER, ROOF: TILE OVER WOOD.
" 88 -(a) - FL: BRICK ARCHES, WALLS 12" BRICK, ROOF: CORR METAL,
(b) - SIMILIAR TO # 87. EXCEPT FL: BRICK.
(c) - " " # 87. EXCEPT FL: " , TRUSS: STEEL MONITOR.
(d) - FL: BRICK, WALLS: BRICK 12", TRUSS: LIGHT STEEL, ROOF: CORR METAL. (SEE SECTION, BACK OF PAGE)
(e) - SIMILIAR TO # 87.
" 89 - FL: DIRT, WALLS: WOOD FRAME; TRUSSES: WOOD; ROOF CORR METAL.
" 90 - SIMILIAR TO # 80.
" 91 - " " 80.
" 92 - " " 80 (½ REMOVED) INSTEAD OF PLASTER EXTERIOR IT IS CORR. METAL.
" 93 - SIMILIAR TO 88 d.
" 94 - " " 88 d.

3/5 REMOVED,
3/5 THS REMOVED
" "
" "

BLDG. NUMBER

79-94

SHEET OF

UNITED STATES STRATEGIC BOMBING SURVEY
(PACIFIC)

PHOTO INTELLIGENCE CENTER
PHOTO INDUSTRIAL SECTION

Third Level Report No. 1169
Page No. 2-11

(A) F/A - FUNCTIONAL ANALYSIS

1. USE OF PLANT:

Reported: UTI POWDER FACTORY

Actual: UTI POWDER FACTORY

2. BOUNDARIES:

Report No. F/A. 136 accurately defined the factory boundaries.

3. BUILDING IDENTIFICATION: (See F/A Table

4. SUMMARY OF TABULATION:

	No. of Buildings		Point Score	
CORRECT	82	75.2%	7640	
SIMILAR	10	9.2%	745	81.1%
UNIDENTIFIED	9	8.3%	405	
WRONG.	8	7.3%	50	
TOTAL	109	100.0%	8840	

5. SUMMARY OF REMARKS:

Point assessment for the factory is based only on sections of which the function has not changed. It was not found possible to obtain specific identifications in the original layout. Much experimentation took place in this factory, and small scale, short-term production of various explosives necessitated adaptation of existing equipment to purposes for which the buildings were not originally designed.

6. SOURCES OF INFORMATION: (Both Reported and Field Data).

See page 1.

UNITED STATES STRATEGIC BOMBING SURVEY
(PACIFIC)

PHOTO-INTELLIGENCE CENTER
PHOTO-INDUSTRIAL SECTION

Third Level Report No. 1169
Page No. 1-11

INDUSTRY: POWDER FACTORY

NAME OF TARGET: UJI POWDER FACTORY

TARGET NUMBER: 90. 23. 1169

LOCATION: UJI, HONSHU. LAT. 34°55'N. LONG. 135°48'E.

SOURCES OF DATA:
(1) Joint Target Group.
(2) Major-General Iida, Factory Superintendant, and staff, and annotated plan of factory.
(3) Photo. Intell. Section, Evaluation, Photo. Div. AC/AS, Intell. FIA Report 136.

SUMMARY: The interpretation was substantially correct for the factory as designed, and originally operated. Subsequently explosives production had been considerably increased, and loading operations transferred to other factories. Report No. 136 had indicated correctly manufacture of high explosive, single base smokeless powder, manufacture of nitric & sulphuric acids, acid recovery, and storage of explosives & loaded ammunition. This storage area although receiving explosives from the UJI factory was under independant military control, and stored & distributed explosives & loaded ammunition from other factories. Erroneous interpretation suggested probable black powder & possible mercury fulminate manufacture.

DESCRIPTION OF TARGET:
The factory comprises two separate operational areas between the HARA R.R. & the HARA electric R.R., approx. 5 miles S.S.E. of KYOTO.

GENERAL REMARKS:
No structural analyses were made on explosives industries.
The target was not attacked.

1169

Functional by Areas

	Correct	Similar	unident	Wrong
All bldgs. Total 692.8	475.5 68.6%	94.2 13.6%	64.8 9.4%	58.3 8.4%
Primary bldgs Total 168.4	93.7 55.6%	62.5 37.1%	8.2 4.9%	4.0 2.4%

56
37
3

69
14
83

Point score
Primary bldgs

13 | 1085 | 83.4
104
45

55.6
37.1
92.7
4.9
2.4
.0
5

PS = 81

PRIMARY BLDGS.

CORR.	SIM.	UNIDENT	W.
7	4	1	1
54%	30%	8%	8%

13 TOTAL

13 | 10
65
50

53

13 | 41.0
39
10

.30

90.23-1169 UJI Powder Factory

84, -, -, 83, -, -, 81 ‖ 84, -, -, 93, -, -, 83

	Corr't Similar	Total	pt Score
P1	23	32	32
P2	3	5	5
P3	23	24	24
P4	6	11	11
P5	—	—	—
P6	—	—	—
P7	—	—	—
P8	21	21	21
P9	17	17	17
	93	110	110

A = 85 %
B = —
C = —
D = —
E = —
F = —
F/A = $\frac{8925}{110}$ = 81 OK

Primary Bldg

A 85
B —
C —
D —
E —
F —
F/A 80

7-2
1-2
1-4

110	11 —
83	6
10	3
9	1
8	1
110	

3-1-1-1
2-2
1-1
6-3-1-1

12 —	10	940
1 —	1	100
13 —	11	

F/A TABLE UJI POWDER FACTORY

TARGET NO. 90.23.1169. PAGE 3-11

3RD LEVEL REPORT

BUILDING NO.		FUNCTION REPORTED		FUNCTION ACTUAL	EVALUATION CORRECT	SIMILAR	UNIDENT.	WRONG	CORRECT	SIMILAR	UNIDENT.	WRONG	POINT SCORE		REMARKS
		PHOTO. INTELLIGENCE SECTION EVALUATION BRANCH. PHOTO. DIV. AC/AS INTELL. F/17. 136.													
1.		Prob. Toluene Tanks	Storage area for incoming Liquids	Toluene Tanks	/								95	—	
2				Storage	/								100		
3		Prob. Pump House.		Pump House	/								95		
4		Prob. Storage Tanks.		Storage tanks	/								95		
5				Storage	/								100		
6		Covered unloading platforms (R.R.)		R.R. Platforms.	/								100		
7.		Poss. Truck garage + servicing station.		Pump Station	/								90		
8.		Cellulose Stores		Store Houses	/								100	—	
9		" "		" "	/								100	—	
10		Stores building		" "	/								100		
11		Unidentified		Servicing Buildings.			/						45		
12.		Possible office building.		Lye Plant				/					10		
13		Unidentified		Nitration House			/						45	—	
14		Cellulose preparation buildings.		Nitration Building		/							70 ~~75~~	—	
15		Unidentified		Personnel Building			/						45		
16		Acid Plant		Acid Mix House.	/								85		
17.		Unidentified		Sulphuric Acid Plant			/						45		
18		Stores Buildings		Stores Buildings	/								100		
19		" "		" "	/								100		
20		" "		" "	/								100		
21		Coal Storage		Coal Storage	/								100		
22		Boiler House		Boiler House	/								100		
23a		Wet nitrocellulose store		Nitrocellulose storage and drying	/								85	—	
23b.		Nitrocellulose final wringers.												—	
23c.		Nitrocellulose blending (wet)												—	
24		Unidentified		Nitrocellulose Preparation			/						45		
25		" "		Cooling Plant			/						45		
26		Solvent Store		Nitration of Cellulose.				/					0	—	
27		Nitrocellulose poaching tub house.	Nitrocellulose Preparation	Nitrocellulose Preparation	/								100	—	
28		Nitrocellulose beater house.	" "	~~Cellulose nitration Spent~~	/								100	—	
29		Cellulose nitration house.	Cellulose nitration - Spent	~~Acid Handling~~			/						85	—	
30		Nitrocellulose boiling tubs.	Acid Handling	" " "			/						85	—	
31		Unidentified		Purification House.			/						45		
32		Poss. acid mix house.		Nitration House.			/						75	—	
33		Prob. storage H.E. parent ~~stores~~ substance (eg. dimethyl aniline)		Old tetryl Plant now used for chemical storage & refining.											See next page
34		Prob. sulphonation house.													

F/A TABLE UJI POWDER FACTORY

TARGET NO. 90.23.1169 | PAGE 4-11

3RD LEVEL REPORT

BUILDING NO.		FUNCTION REPORTED (PHOTO. INTELLIGENCE SECTION EVALUATION BRANCH. PHOTO. DIV. AC/AS INTELL. F/A 136)	FUNCTION ACTUAL	EVALUATION CORRECT	SIMILAR	UNIDENT.	WRONG	CORRECT	SIMILAR	UNIDENT.	WRONG	POINT SCORE		REMARKS
35		Not identified	Old Tetryl Plant now used for chemical storage and refining											Specific identification of original functions not available
36		" "												
37		Poss. spent acid store												
38		Nitration bldg (eg. tetryl manufact)												
39		Tetryl or other N.E. refinery.												
40		Poss. acid fortification house.												
41		Acid plant	Acid Plant (Small scale R.D.X. production in basement)	/								90		
42		Unidentified	Acid Plant	/								100		
43		Poss. spent acid store	Store house			/						45		
44		Acid recovery.	Miscell. Store house.			/						75		
45		Smokeless powder inert ingredient store.	Cellulose Preparation (~~Cooling House~~.)			/						0		
46		Smokeless powder mix house.	One time smokeless powder shops, now used as repair shops, workshops, stores & personnel houses											Specific identification of original functions not available.
47		Smokeless powder block press house.												
48		Unidentified												
49		Smokeless powder final press house.												
50		Graining & cutting smokeless powder												
51		" " " "												
52		Solvent recovery from smokeless powder												
53														
54		Solvent (eg. alcohol, ether) rectification												
55		T.H.T. spent acid recovery												
56		Poss. acid fortification	Former tetryl pellet pressing, smokeless powder shops, etc. now used as servicing buildings. " " " "											Specific identification of original functions not available
57		Poss. acid mix house.												
58		Unidentified												
59		"												
60		"												
61		Smokeless powder drying												
62		" " "												
63		" " "												
64														
65		Smokeless powder screening												
66		Smokeless powder glazing.												
67		Smokeless powder packing & shipping.												
68		Unidentified												
69		Probable pellet pressing												
70		Poss. acid fortification	See next page											DITTO

F/A TABLE UTI POWDER FACTORY

TARGET NO. 90.23.1169 | PAGE 5-11

3RD LEVEL REPORT

BUILDING NO.	FUNCTION: REPORTED (PHOTO INTELLIGENCE SECTION EVALUATION BRANCH. PHOTO. DIV. A.C/A.S INTEL. F/A 136)	FUNCTION: ACTUAL	EVALUATION: CORRECT	SIMILAR	UNIDENT.	WRONG	CORRECT	SIMILAR	UNIDENT	WRONG	POINT SCORE	REMARKS
71	Poss. acid fortification.	Three stage T.N.T. Production, now used as magazines for H.E.										Specific identification of original functions not available
72	Poss. acid storage											
73	Three stage nitration of toluene											
74	" " " " "											
75	" " " " "											
76	Poss. fume recovery											
77	Storage Tanks											
78	T.N.T. Wash + pack house.											
79	Stores	Stores buildings.	✓								100	
80	"		✓								100	
81	"		✓								100	
82	"		✓								100	
83	"		✓								100	
84	"		✓								100	
85	"		✓								100	
86	"		✓								100	
87	"		✓								100	
88	Servicing workshops	Old kiln plant - now used as stores			✓						0	
89	Stores	Stores	✓								100	
90	"		✓								100	
91	"		✓								100	
92	"		✓								100	
93	"		✓								100	
94	"		✓								100	
95	"		✓								100	
96	"		✓								100	
97	"		✓								100	
98	"		✓								100	
99	"		✓								100	
100	"		✓								100	
101	Dwelling houses.	Residences	✓								100	
102	Poss. police station	See next page		✓							75	
103	~~Poss. acetal recovery stills~~											
104	~~Poss. Mercuric nitrate prep. & solution house~~											
105	~~Poss. Mercury fulminate~~											
106												
107												
~~108~~												

F/A TABLE UJI POWDER FACTORY

TARGET NO. 90.23.1169 | PAGE 6-11

3RD LEVEL REPORT

BUILDING NO.		FUNCTION REPORTED (PHOTO. INTELLIGENCE SECTION EVALUATION BRANCH. PHOTO. DIV. AC/AS INTELL. F/A. 136.)	FUNCTION ACTUAL	EVALUATION: CORRECT	SIMILAR	UNIDENT.	WRONG	CORRECT	SIMILAR	UNIDENT.	WRONG	POINT SCORE	REMARKS
103		Poss. alcohol recovery & stills (Prob. Mercury Fulminate Manufacture.)	Hospitals, Offices, Personnel Houses, etc.				/					10	
104		Poss. mercury nitrate prepn. & solution house (Prob. Mercury Fulminate Manufacture.)					/					10	
105		Mercury fulminate precipitation house (Prob. Mercury Fulminate Manufacture.)					/					10	
106		Poss. mercury and acid storage (Prob. Mercury Fulminate Manufacture.)					/					10	
107		Personnel change and		/								85	
108		search houses.		/								85	
109		Proving & testing buildings.			/							70	
110		" " "			/							70	
111		" " "			/							70	
112		" " "			/							70	
113		Unidentified				/						45	
114		Poss. loading shops.	This area of the factory was at one time engaged in loading of ammunition of various types, as indicated in the F/A Report. The ammunition is no longer loaded at this factory and the shops have been										Specific identification of original functions not available.
115		Unidentified.											
116		Stores											
117		Stores											
118		Prob. initiator loading shops											
119		Unidentified											
120.		Empty ammunition stores											
121		" " "											
122		Component loading shops											
123		" " "											
124		Inert Stores.											
125		Unidentified											
126		Servicing workshops.											
127		Inert Stores											
128		" "											
129		" "											
130		" "											
131		Component loading											
132		" "											
133		" "											
134		" "											
135		Loading shell & bomb magazine.											

F/A TABLE OJI POWDER FACTORY

TARGET NO. 90.20.1163 | PAGE 7-11

3RD LEVEL REPORT

BUILDING NO.	FUNCTION: REPORTED (PHOTO. INTELLIGENCE SECTION EVALUATION BRANCH. PHOTO. DIR AC/AS INTELL. F/A 136.)	FUNCTION: ACTUAL	EVALUATION: CORRECT	SIMILAR	UNIDENT.	WRONG	CORRECT	SIMILAR	UNIDENT	WRONG	POINT SCORE		REMARKS
136	Loaded component magazine	converted largely to the production of smokeless powder. Many of the buildings were converted to serve as stores, personnel houses, offices, etc., and any agreement is largely coincidental											Specific identification of original functions not available.
137	Loading shell or bomb magazine												
138	High explosive magazine												
139	" " "												
140	Shell or bomb bursting charge loading												
141	" " " " " "												
142	Loaded component stores.												
143	" " "												
144	Black powder magazine												
145	Black powder igniter & bi store												
146	" " " "												
147	" " " "												
148	" " " "												
149	Black powder manufacture												
150	" " "												
151	" " "												
152	" " "												
153	" " "												
154	Possible dry house.												
155	Loaded component magazine												
156	" " "												
157	Component loading												
158	" "												
159	Paint stores etc. serving loading area												
160	" " " " " "												
161	" " " " " "												
162	Loading shops												
163	" "												
164	" "												
165	" "												
166	" "												
167	" "												
168	" "												
169	" "												
170	Inert stores												
171	" "												
172	" "												

F/A TABLE UTI POWDER FACTORY

TARGET NO. 90.20.1169 | PAGE 8-11

3RD LEVEL REPORT

BUILDING NO.		FUNCTION: REPORTED (PHOTO. INTELLIGENCE SECTION EVALUATION BRANCH. PHOTO. DIV. AC/AS INTELL. F/A 136)	FUNCTION: ACTUAL	EVALUATION: CORRECT	SIMILAR	UNIDENT.	WRONG	CORRECT	SIMILAR	UNIDENT.	WRONG	POINT SCORE		REMARKS
173		Inert-Stores.	See previous page.											Specific identification of original functions not available.
174		Unidentified												
175		Probable boiler house.												
176		Possible loading shops.												
177		" " "												
178		" " "												
179		" " "												
180		Poss. component-loading shops												
181		" " " "												
182		" " " "												
183		" " " "												
184		" " " "												
185		" " " "												
186		" " " "												
187		Inert-Stores												
188		Inert-Stores.												
189		Poss. component-loading shops.												
190		" " " "												
191		Poss. propellant loading.												
192		Prob. inert stores												
193		" " "												
194		Poss. administrative Buildings												
195		Poss. propellant loading.												
196		" " "												
197		" " "												
198		Unidentified												
199		Loading shop												
200		Poss. primer loading.												
201		" " "												
202		Unidentified												
203		Magazine												
204		Unidentified												
205		"												
206		Prob. propellant loading shops												
207		" " " "												
208		" " " "												

F/A TABLE UTI POWDER FACTORY

TARGET NO. 90.20.169 | PAGE 9-11

3RD LEVEL REPORT

BUILDING NO.	FUNCTION: REPORTED (PHOTO. INTELLIGENCE SECTION EVALUATION BRANCH, PHOTO. DIV. A/CAS INTELL. F/A 136)	FUNCTION: ACTUAL	EVALUATION: CORRECT	SIMILAR	UNIDENT.	WRONG	CORRECT	SIMILAR	UNIDENT	WRONG	POINT SCORE	REMARKS
209	Prob. propellant-loading shops	See previous page.										Specific identification of original functions not available.
210	" " " "											
211	" " " "											
212	" " " "											
213	" " " "											
214	" " " "											
215	" " " "											
216	" " " "											
217	Smokeless powder magazine											
218	" " "											
219	Poss. fulminate drying, sieving & sifting shops.											
220												
221												
222	Unidentified											
223	"											
224	Preparation of percussion element compositions											
225												
226												
227	Prob. percussion element-loading											
228	Smokeless powder blending tower											
229	Unidentified											
230	Loading shops.											
231	" "											
232	" "											
233	" "											
234	" "											
235	" "											
236	Unidentified											
237	Prob. loading shop.											
238	Unidentified											
239	"											
240	"											
241	Loading shops.											
242	" "											
243	Poss. magazine											
244	" "											
245	" "											

F/A TABLE UTI POWDER FACTORY

TARGET NO. 90.20.1169 | PAGE 10-11

3RD LEVEL REPORT

BUILDING NO.		FUNCTION REPORTED: PHOTO. INTELLIGENCE SECTION EVALUATIONS BRANCH, PHOTO. DIV. AC/AS. INTELL. F/A 136.	FUNCTION ACTUAL	EVALUATION: CORRECT	SIMILAR	UNIDENT.	WRONG	CORRECT	SIMILAR	UNIDENT.	WRONG	POINT SCORE		REMARKS
246		Possible magazine.	See previous page											
247		Probable loading shops.												
248		" "												
249		" "												
250		" "												
251		" "												Specific identification of original functions not available.
252		" "												
253		" "												
254		" "												
255		" "												
256		" "												
257		" "												
258		" "												
259		Unidentified												
260		"												
261		"												
262		Unidentified Stores Bldgs.	Dispersed Storage area not included in factory plan, and no detailed check was made.	/								85		
263		" " "		/								85		
264		" " "		/								85		Assessment here based on general identification
265		" " "		/								85		
266		" " "		/								85		
267		Prob. explosives storage.		/								85		
268		" " "		/								85		
269		" " "		/								85		
270		" " "		/								85		
271		" " "		/								85		
272		" " "		/								85		
273		" " "		/								85		
274		" " "		/								85		
275		" " "		/								85		
276		" " "		/								85		
277		" " "		/								85		
278		" " "		/								85		
279		" " "		/								85		
280		" " "		/								85		
281		" " "		/								85		
282		" " "		/								85		

F/A TABLE UTI POWDER FACTORY

TARGET NO. 90.20.1169 | PAGE 11-11

3RD LEVEL REPORT

BUILDING NO.	FUNCTION REPORTED (PHOTO. INTELLIGENCE SECTION EVALUATION BRANCH. PHOTO. DIV. AC/AS INTELL. F/A 136.)	FUNCTION ACTUAL	EVALUATION CORRECT	SIMILAR	UNIDENT.	WRONG	CORRECT	SIMILAR	UNIDENT.	WRONG	POINT SCORE	REMARKS
283	Prob. explosives storage		/								85	
284	" " "		/								85	
285	" " "		/								85	
286	Prob. loaded ammunition storage		/								85	
287	" " " "		/								85	
288	" " " "		/								85	
289	Poss. frost proof vaults for lead azide or mercury fulminate.		/	-	-	-	-				-	Detail not confirmed.
290	Prob. loaded ammunition storage.		-	-	-	-					-	" " "
291	" " " "	Dispenced Storage.	-	-	-	-					-	" " "
292	Servicing building.		-	-	-	-					-	" " "
293	Prob. loaded ammunition storage		/								85	
294	" " " "		/								85	
295	" " " "		/								85	
296	" " " "		/								85	
297	" " " "		/								85	
298	" " " "		/								85	
299	" " " "		/								85	
300	" " " "		/								85	
301	" " " "		/								85	
302	" " " "		/								85	
303	" " " "		/								85	

90.23-1169

Uji Powder Works, Kyoto vicinity.

Explosions.

Subjects investigated:

(a) Functional Analysis:

1. JTG published material available.
2. Complete data on F/A.
3. No conclusions as yet.

(b) Structural Analysis.

1. Spot check on typical buildings.
2. Field check for exceptional types.
3. No conclusions as yet.

(c) Damage.

1- No damage sustained.