

Hackathon Showcase

14th Aug - 19th Aug 2023



**WIKIMANIA
SINGAPORE**

1



**WIKIMANIA
SINGAPORE**

User Script to add 3D Models in Commons action menu

By Gopavasanth

**WIKIMANIA
SINGAPORE**

19/08/2023



Category:3D_models

https://commons.wikimedia.org/wiki/Category:3D_models



[Beheading of Medusa.stl](#)

5,120 × 2,880; 44.07 MB



[Big Ben \(detailed\).stl](#)

5,120 × 2,880; 26.96 MB

**WIKIMANIA
SINGAPORE**



Wikimedia Commons

a collection of [96,249,942](#) freely usable media files to which anyone can contribute

[Images](#)

[Sounds](#)

[Videos](#)

[3D Models](#)

[Upload](#)

Wikimedia Commons Menu of Action Items

**WIKIMANIA
SINGAPORE**

Gopavasanth



Script

Link:

<https://commons.wikimedia.org/wiki/User:Gopavasanth/UserScripts/3DModels.js>

User:Gopavasanth/UserScripts/3DModels.js

From Wikimedia Commons, the free media repository
<User:Gopavasanth

Note: After saving, you have to bypass your browser's cache to see the changes. **Internet Explorer:** press *Ctrl-F5*, **Mozilla:** hold down *Shift* while clicking *Reload* (or press *Ctrl-Shift-F*), **Opera/Konqueror:** press *F5*, **Safari:** hold down *Shift + Alt* while clicking *Reload*, **Chrome:** hold down *Shift* while clicking *Reload*.

 Documentation for this user script can be added at [User:Gopavasanth/UserScripts/3DModels](#).

```
1 // This user script adds 3D Models button after Videos on Wikimedia Commons which will help navigate users to 3D Models on Commons.
2
3 $(document).ready(function() {
4   var newLi = document.createElement('li');
5   var newLink = document.createElement('a');
6   newLink.href = '/wiki/Category:3D_models';
7   newLink.title = 'Category:3D models';
8   newLink.textContent = '3D Models';
9   newLi.appendChild(newLink);
10
11   var mainpageActions = document.querySelector('.mainpage-actions');
12   if (mainpageActions) {
13     var ul = mainpageActions.querySelector('ul');
14     if (ul) {
15       var videosLi = ul.querySelector('li > a[href="/wiki/Category:Videos"]');
16       if (videosLi) {
17         ul.insertBefore(newLi, videosLi.parentNode.nextSibling);
18       }
19     }
20   }
21 }
```

WIKIMANIA
SINGAPORE

Gopavasanth



2



**WIKIMANIA
SINGAPORE**

ToolWatch - Health Monitoring tool

Helps to monitor web services health on
toolforge

**WIKIMANIA
SINGAPORE**

By Gopavasanth, Sohom and Varun



ToolWatch

ToolWatch

Refresh

Name	Tool URL	Health Status	Last check
toolforge.fredrikas-lupp	toolforge.fredrikas-lupp.toolforge.org	Available	2023-08-08T12:27:55.700Z
toolforge.daselab	toolforge.daselab.toolforge.org	Unavailable	2023-08-08T12:27:55.635Z
toolforge.cluebotng-api	toolforge.cluebotng-api.toolforge.org	Unavailable	2023-08-08T12:27:55.338Z
toolforge.lkftools	toolforge.lkftools.toolforge.org	Available	2023-08-08T12:27:55.701Z
toolforge.shex-author	toolforge.shex-author.toolforge.org	Available	2023-08-08T12:27:55.604Z
toolforge.sprint	toolforge.sprint.toolforge.org	Unavailable	2023-08-08T12:27:55.282Z
toolforge.inkpen	toolforge.inkpen.toolforge.org	Available	2023-08-08T12:27:55.976Z
pub	pub.toolforge.org	Available	2023-08-08T12:27:55.896Z
toolforge.lokasbot3	toolforge.lokasbot3.toolforge.org	Available	2023-08-08T12:27:55.981Z
toolforge.firmenbuch	toolforge.firmenbuch.toolforge.org	Available	2023-08-08T12:27:56.430Z

Previous

Next

WIKIMANIA
SINGAPORE



ToolWatch

Tool: <https://tool-watch.toolforge.org/> - Live Now!

Github: <https://github.com/gopavasanth/ToolWatch>

Phab: T341379

WIKIMANIA
SINGAPORE



ToolWatch

```
69
70 async def aysnc_ping_every_30_minutes():
71     engine = create_engine('sqlite:///tools.db')
72     SessionInit = sessionmaker(bind=engine)
73     session = SessionInit()
74     tools = session.query(Tool).all()
75     urls = []
76     print("Checking health status of tools")
77     for t in tools:
78         urls.append(t.url)
79     print('Gathered urls')
80     loop = asyncio.get_event_loop()
81     futures = [loop.run_in_executor(None, sync_get, url) for url in urls]
82     print(f'Gathering results for {len(futures)} urls')
83     results = await asyncio.gather(*futures)
84     print('Gathered results')
85     for tool in tools:
86         result = results.pop(0)
87         tool.health_status = result
88         tool.last_checked = datetime.datetime.now()
89         session.add(tool)
90     session.commit()
91
92 def ping_every_30_minutes():
93     asyncio.run(aysnc_ping_every_30_minutes())
94
95
96 if __name__ == '__main__':
97     Base.metadata.create_all(engine)
98     fetch_and_store_data()
99     scheduler = Scheduler()
100     scheduler.add_job(id='Scheduled task', func=ping_every_30_minutes, trigger='interval', minutes=30)
101     scheduler.start()
102     app.run(debug=True)
103
```

Every
30mins!

WIKIMANIA
SINGAPORE



3



**WIKIMANIA
SINGAPORE**

Wikisource text annotator

Link words in public domain texts to
Wikidata

**WIKIMANIA
SINGAPORE**

Mahir256 and Bodhisattwa



টীকা: সংরক্ষণ করার পর, পরিবর্তনসমূহ তৎক্ষণাৎ নাও দেখাতে পারে। আপনার ব্রাউজারের ক্যাশ কিভাবে

Annotator js

<https://bn.wikisource.org/s/hqx2>

**WIKIMANIA
SINGAPORE**

```
1 mw.loader.using( 'oojs-ui' ).done( function () {
2   $( function () {
3     importStylesheet('ব্যবহারকারী:Mahir256/annotator.css');
4     function getCurrentlySelectedText() {
5       var text = "";
6       if (window.getSelection()) {
7         text = window.getSelection().toString();
8       } else if (document.selection && document.selection.type != "Control") {
9         text = document.selection.createRange().text;
10      }
11      return text;
12    }
13
14    function getSelectionRange() {
15      var range, sel, container, outputElem;
16      if (document.selection) {
17        range = document.selection.createRange();
18        range.collapse(isStart);
19      } else {
20        sel = window.getSelection();
21        if (sel.getRangeAt) {
22          if (sel.rangeCount > 0) {
23            range = sel.getRangeAt(0);
24          }
25        } else {
26          // Old WebKit
27          range = document.createRange();
```

What does it do?

- Fetch a list of Wikidata labels for selected word(s) from Wikisource.
- After selecting the correct Wikidata entity, users can link the QID with the word(s).



Features

- Work on both NS:0 and page namespaces
- Work on reading interface without having to click edit button
- Options for both single linking or batch linking of same word(s)
- Link with Wikisource, Wikipedia, Commons and Reasonator
- Skip headers and footers
- Skip previous links



Find entities to annotate

এম. জি. মুলকর
আজাদী সৈনিকের ডায়েরী

অজ্ঞাত অনূদিত
১৯৪৫ (পৃ. ১৭-১৮)

রেঙ্গুনে জাপানী আক্রমণ

বোমা বর্ষণ ও তাহার ফল ▶

[১৭]

আজাদী ফোজের
সৈনিকের ডায়েরী

৮ই ডিসেম্বর ১৯৪১: রেঙ্গুন:

জাপান গতকল্য অতর্কিতে পার্ল হারবার আক্রমণ করিয়াছে জাপানের যুদ্ধে যোগদান সম্বন্ধে যে সন্দেহ ছিল তাহা সত্য হইল। জাপান ও পার্ল হারবার ব্রহ্ম হইতে অনেকদূর। যুদ্ধের ফলে আমার অসুবিধা জাপানী মালের কারবার বন্ধ।

৯ই ডিসেম্বর ১৯৪১:

আজকার সংবাদ খারাপ। জাপানীরা থাইল্যান্ডে প্রবেশ করিতেছে। বার্মাই কি তাহাদের লক্ষ্য?

রেঙ্গুনে আজ ভয়ানক চাঞ্চল্য। ভারতীয়দের মধ্যে একটা ভীষণ আতঙ্কের ভাব। জাহাজ কোম্পানির অফিসের সামনে জনসমুদ্র—সকলেই টিকিট কিনিতে চায়।

আমার অফিসের কেরাণী নায়ার নোটিশ দিল—জাহাজে স্থান পাইলেই দেশে ফিরিবে।

বাজারে অনেক টাকা বাকি পড়িয়াছে—সে হঠাৎ গেলে এই সব টাকা আদায় করে কে?

নায়ার বলিল—প্রাণ আগে; আপনার টাকা আদায়ের জন্য আমি মরিতে পারিব না!

[১৮]

১৮ই ডিসেম্বর ১৯৪১:

কেদা ও পেনাংএর পতন হইয়াছে।

জাপানীদের লক্ষ্য সম্ভবত সিঙ্গাপুর—বার্মা নয়। সিঙ্গাপুর দুর্ভেদ্য বন্দর; জাপানীদের সাধ্য নয় তাহা দখল করা। রেঙ্গুন আক্রমণের আশঙ্কার ভার মন হইতে অনেকটা নামিয়া গেল।

পৃষ্ঠার উপরে ফিরে যান

বোমা বর্ষণ ও তাহার ফল ▶



Click the annotator button

এম. জি. মুলকর
আজাদী সৈনিকের ডায়েরী

অঙ্কিত অনুদিত
১৯৪৫ (পৃ. ১৭-১৮)

রেঙ্গুনে জাপানী আক্রমণ

বোনা বর্ষণ ও তাহার ফল ▶

[১৭]

আজাদী ফোজের
সৈনিকের ডায়েরী

৮ই ডিসেম্বর ১৯৪১: রেঙ্গুন:

জাপান গতকল্য অতর্কিতে পার্ল হারবার আক্রমণ করিয়াছে জাপানের যুদ্ধে যোগদান সম্বন্ধে যে সন্দেহ ছিল তাহা সত্য হইল। জাপান ও পার্ল হারবার ব্রহ্ম হইতে অনেকদূর। যুদ্ধের ফলে আমার অসুবিধা জাপানী মালের কারবার বন্ধ।

৯ই ডিসেম্বর ১৯৪১:

আজকার সংবাদ খারাপ। জাপানীরা থাইল্যান্ডে প্রবেশ করিতেছে। বার্মাই কি তাহাদের লক্ষ্য?

রেঙ্গুনে আজ ভয়ানক চাঞ্চল্য। ভারতীয়দের মধ্যে একটা ভীষণ আতঙ্কের ভাব। জাহাজ কোম্পানির অফিসের সামনে জনসমুদ্র—সকলেই টিকিট কিনিতে চায়।

আমার অফিসের কেরাণী নায়ার নোটিশ দিল—জাহাজে স্থান পাইলেই দেশে ফিরিবে।

বাজারে অনেক টাকা বাকি পড়িয়াছে—সে হঠাৎ গেলে এই সব টাকা আদায় করে কে?

নায়ার বলিল—প্রাণ আগে; আপনার টাকা আদায়ের জন্য আমি মরিতে পারিব না!

[১৮]

১৮ই ডিসেম্বর ১৯৪১:

কেদা ও পেনাংএর পতন হইয়াছে।

জাপানীদের লক্ষ্য সম্ভবত সিঙ্গাপুর—বার্মা নয়। সিঙ্গাপুর দুর্ভেদ্য বন্দর; জাপানীদের সাধ্য নয় তাহা দখল করা। রেঙ্গুন আক্রমণের আশঙ্কার ভার মন হইতে অনেকটা নামিয়া গেল।

পৃষ্ঠার উপরে ফিরে যান

বোনা বর্ষণ ও তাহার ফল ▶



Find the correct Wikidata item

এম. জি. মূলকর

আজাদী সৈনিকের ডায়েরী

অজ্ঞাত অনূদিত
১৯৪৫ (শু. ১৭-১৮)

বাতিল

টীকাকারী

টীকা দেন

বোমা বর্ষণ ও তাহার ফল

[১৭]

৮ই ডিসেম্বর ১৯৪১: রেঙ্গুন:

জাপান গতকল্য অতর্কিতে পার্ল হারবার মালের কারবার বন্ধ।

৯ই ডিসেম্বর ১৯৪১:

আজকার সংবাদ খারাপ। জাপানীরা থাইল
রেঙ্গুনে আজ ভয়ানক চাঞ্চল্য। ভারতীয়দের
আমার অফিসের কেরাণী নায়ার নোটিশ দি
বাজারে অনেক টাকা বাকি পড়িয়াছে—সে
নায়ার বলিল—প্রাণ আগে; আপনার টাকা

[১৮]

১৮ই ডিসেম্বর ১৯৪১:

কেদা ও পেনাংএর পতন হইয়াছে।

জাপানীদের লক্ষ্য সত্তবত সিঙ্গাপুর—বার্মা নয়। সিঙ্গাপুর দুর্ভেদ্য বন্দর; জাপানীদের সাধ্য নয় তাহা দখল করা। রেঙ্গুন আক্রমণের আশঙ্কার ভয় মন হইতে অনেকটা নামিয়া গেল।

Q সিঙ্গাপুর

সিঙ্গাপুর

1960 film directed by Shakti Samanta

সিঙ্গাপুরের জাতীয় বিশ্ববিদ্যালয়

autonomous research university in Singapore

সিঙ্গাপুর

দক্ষিণ-পূর্ব এশিয়ার একটি দ্বীপরাষ্ট্র

সিঙ্গাপুর চাঙ্গি বিমানবন্দর

সিঙ্গাপুরের প্রধান আন্তর্জাতিক বিমানবন্দর

সিঙ্গাপুর জাতীয় ফুটবল দল

national association football team

গণহারে টীকা দেন



ন ও পার্ল হারবার ব্রহ্ম হইতে অনেকদূর। যুদ্ধের ফলে আমার অসুবিধা জাপানী

ই টিকিট কিনিতে চায়।

পৃষ্ঠার উপরে ফিরে যান

বোমা বর্ষণ ও তাহার ফল

Confirm annotation

এম. জি. মুলকর
আজাদী সৈনিকের ডায়েরী

অঙ্কিত অনূদিত
১৯৪৫ (পৃ. ১৭-১৮)

বাতিল

টীকাকারী

টীকা দেন

বোমা বর্ষণ ও তাহার ফল

[১৭]

৮ই ডিসেম্বর ১৯৪১: রেঙ্গুন:

জাপান গতকল্য অতর্কিতে পার্ল হারবার মালের কারবার বন্ধ।

৯ই ডিসেম্বর ১৯৪১:

আজকার সংবাদ খারাপ। জাপানীরা থাইল
রেঙ্গুনে আজ ভয়ানক চাঞ্চল্য। ভারতীয়দের
আমার অফিসের কেরাণী নায়ার নোটিশ দি
বাজারে অনেক টাকা বাকি পড়িয়াছে—সে
নায়ার বলিল—প্রাণ

[১৮]

১৮ই ডিসেম্বর ১৯৪১:

কেদা ও পেনাংএর পতন হইয়াছে।

জাপানীদের লক্ষ্য সম্ভবত সিঙ্গাপুর—বার্মা নয়। সিঙ্গাপুর দুর্ভেদ্য বন্দর; জাপানীদের সাধ্য নয় তাহা দখল করা। রেঙ্গুন আক্রমণের আশঙ্কার ভয় মন হইতে অনেকটা নামিয়া গেল।

Q সিঙ্গাপুর

সিঙ্গাপুর

1960 film directed by Shakti Samanta
সিঙ্গাপুরের জাতীয় বিশ্ববিদ্যালয়
autonomous research university in Singapore

সিঙ্গাপুর

দক্ষিণ-পূর্ব এশিয়ার একটি দ্বীপরাষ্ট্র

সিঙ্গাপুর চাঙ্গি বিমানবন্দর

সিঙ্গাপুরের প্রধান আন্তর্জাতিক বিমানবন্দর

সিঙ্গাপুর জাতীয় ফুটবল দল

national association football team

গণহারে টীকা দেন

পৃষ্ঠার উপরে ফিরে যান

বোমা বর্ষণ ও তাহার ফল

Confirm annotation

পাতা:আজাদী সৈনিকের ডায়েরী - মূলকর.pdf/১৪

এড়ান পরবর্তী » [Mark] উইকিতে খুলুন বন্ধ করুন

০৭:২৬, ১৯ আগস্ট ২০২০ তারিখে সংশোধিত সংস্করণ (সম্পাদনা)

Bodhisattwa (আলোচনা | অবদান | বাধা দিন)

অ্র (Bodhisattwa (আলাপ)-এর সম্পাদিত সংস্করণ হতে Bodhisattwa-bot-এর সম্পাদিত সর্বশেষ সংস্করণে ফেরত যাওয়া হয়েছে)

ট্যাগ: পুনর্বহাল পুনর্বহালকৃত

← পুরনো সম্পাদনা

০৭:২৬, ১৯ আগস্ট ২০২০ তারিখে সম্পাদিত সর্বশেষ সংস্করণ (সম্পাদনা) (পূর্ববছায় ফেরত)

Bodhisattwa (আলোচনা | অবদান | বাধা দিন) ৭টি সম্পাদনা রোলব্যাক করুন

(গণহারে টীকা দেওয়া হয়েছে)

ট্যাগ: হাতছারা প্রত্যাবর্তন

পাতার প্রধান অংশ (পরিমিত হবে):

৩ নং লাইন:

{{gap}}কেদা ও পেনাংএর পতন হইয়াছে।

- {{gap}}জাপানীদের লক্ষ্য সম্ভবত সিঙ্গাপুর-বার্মা নয়। সিঙ্গাপুর দুর্ভেদ্য বন্দর; জাপানীদের সাধ্য নয় তাহা দখল করা। রেঙ্গুন আক্রমণের আশঙ্কার ভার মন হইতে অনেকটা নামিয়া গেল।

<section end="A" />

<section begin="B" />২০শে ডিসেম্বর ১৯৪১:

পাতার প্রধান অংশ (পরিমিত হবে):

৩ নং লাইন:

{{gap}}কেদা ও পেনাংএর পতন হইয়াছে।

+ {{gap}}জাপানীদের লক্ষ্য সম্ভবত **[[Q334|সিঙ্গাপুর]]**-বার্মা নয়। সিঙ্গাপুর দুর্ভেদ্য বন্দর; জাপানীদের সাধ্য নয় তাহা দখল করা। রেঙ্গুন আক্রমণের আশঙ্কার ভার মন হইতে অনেকটা নামিয়া গেল।

<section end="A" />

<section begin="B" />২০শে ডিসেম্বর ১৯৪১:

সর্বশেষ হালনাগাদ: 19/8/2023, 7:26:52 am | বর্তমান সেটিংসের স্থায়ীপিক

19 আগস্ট

(পরিবর্তন) 07:26 পাতা:আজাদী সৈনিকের ডায়েরী - মূলকর.pdf/১৪

· আলোচনা · অবদান · Bodhisattwa

গণহারে টীকা দেওয়া হয়েছে

(+13)

WIKIMANIA
SINGAPORE

Future plans

- Pop-up screen with Reasonator summary while hovering over such links



4



**WIKIMANIA
SINGAPORE**

Generating Mobile Apps using Wikidata and Kiwix

Hackathon Showcase session

**WIKIMANIA
SINGAPORE**

Emmanuel Engelhart (User:Kelson)
Yamen Bousrih (User:Yamen)

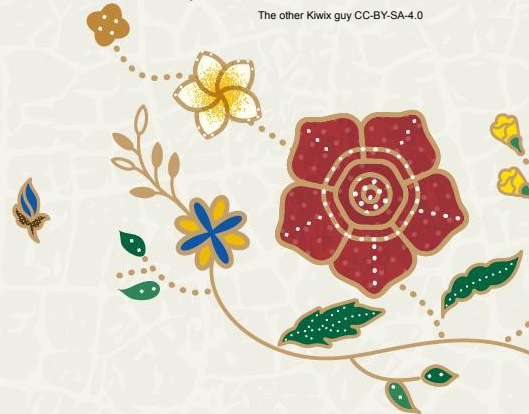


KIWIX

Kiwix is a free and open-source offline web browser created by Emmanuel Engelhart and Renaud Gaudin in 2007. It was first launched to allow offline access to Wikipedia, but has since expanded to include other projects from the Wikimedia Foundation, public domain texts from Project Gutenberg, many of the Stack Exchange sites, and many other resources. Available in more than 100 languages, Kiwix has been included in several high-profile projects, from smuggling operations in North Korea and encyclopedic access in Cuba to Google Impact Challenge's recipient Bibliothèques Sans Frontières.

Src: <https://en.wikipedia.org/wiki/Kiwix>

**WIKIMANIA
SINGAPORE**



ZIM Files

The **ZIM file format** is an open file format that stores wiki content for offline usage. Its primary focus is the contents of Wikipedia and other Wikimedia projects. The format allows for the compression of articles. ZIM file can also contain full-text search indices and other auxiliary files.

In addition to the open file format, the openZIM project provides support for an open-source ZIM reader called Kiwix.


ZIM stands for "Zeno IMproved", as it replaces the earlier Zeno file format. Its file compression uses LZMA2, as implemented by the xz-utils library, and, more recently, Zstandard. The openZIM project is sponsored by Wikimedia CH, and supported by the Wikimedia Foundation.

Src: https://en.wikipedia.org/wiki/ZIM_file_format

**WIKIMANIA
SINGAPORE**



The other Kiwix guy CC-BY-SA-4.0



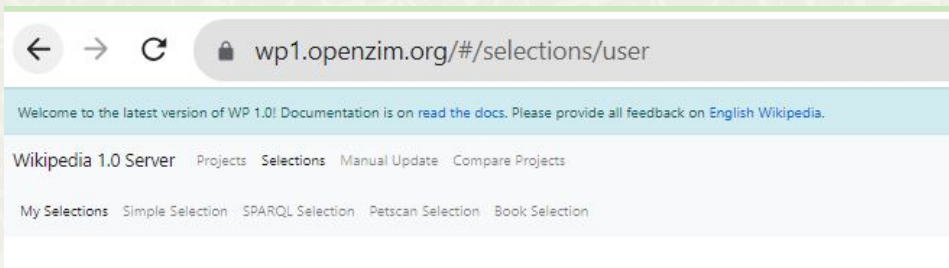
Wikipedia 1.0 Server <https://wp1.openzim.org/>

WP1 server is a free and open-source tool developed by KIWIX and funded by WIKIMEDIA CH. It allows the generation of zim files based on a selection of Wikipedia articles.

The selection can be done from:

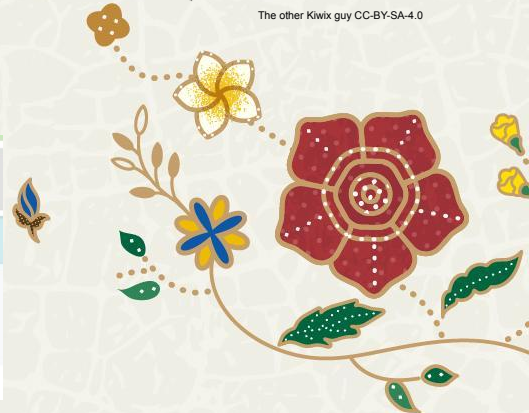


- Manual list (Simple Selection)
- SPARQL Query
- Petscan Selection
- Book Selection (using the Wiki extension BookCreator)




The other Kiwi guy CC-BY-SA-4.0

**WIKIMANIA
SINGAPORE**



Showcase

Generation of a Mobile Application for the
Museum of Bardo in Tunisia in 3 Clicks



WIKIMANIA
SINGAPORE





WP1 Server



Input a SPARQL Query

Retrieve Museum data via SPARQL

Return List of Wikipedia articles

Retrieve Museum WP articles

Retrieve Museum Media files

Generate Zim file

Download the Zim file and install it on Kiwix App

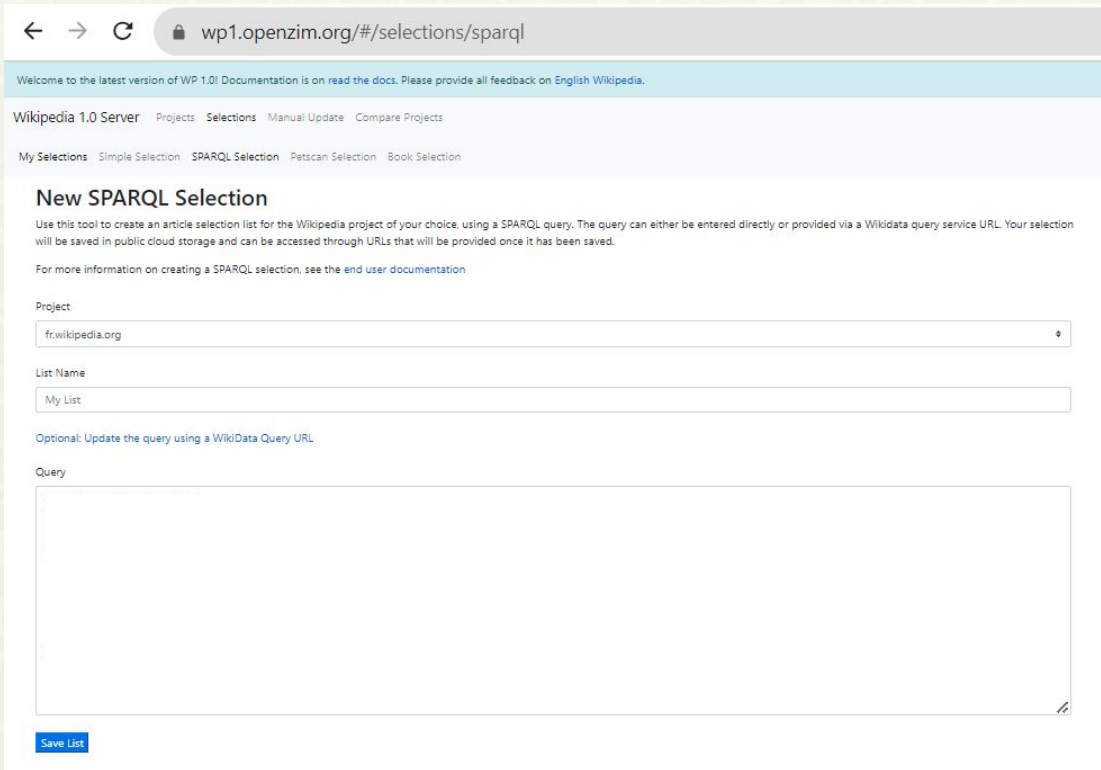


The other Kiwix guy CC-BY-SA-4.0

WIKIMANIA SINGAPORE



STEP 1 : SPARQL Selection



The screenshot shows a web browser window with the URL `wp1.openzim.org/#/selections/sparql`. The page title is "Wikipedia 1.0 Server" and it includes navigation links for "Projects", "Selections", "Manual Update", and "Compare Projects". Below this, there are links for "My Selections", "Simple Selection", "SPARQL Selection", "Petscan Selection", and "Book Selection". The main heading is "New SPARQL Selection". The instructions state: "Use this tool to create an article selection list for the Wikipedia project of your choice, using a SPARQL query. The query can either be entered directly or provided via a Wikidata query service URL. Your selection will be saved in public cloud storage and can be accessed through URLs that will be provided once it has been saved. For more information on creating a SPARQL selection, see the [end user documentation](#)".

The form contains the following fields:

- Project:** A dropdown menu with "fr.wikipedia.org" selected.
- List Name:** A text input field containing "My List".
- Optional:** A checkbox labeled "Update the query using a WikiData Query URL" which is currently unchecked.
- Query:** A large text area for entering a SPARQL query.
- Save List:** A blue button at the bottom left of the form.

**WIKIMANIA
SINGAPORE**



STEP 1 : SPARQL Selection

← → ↻ 🔒 wp1.openzim.org/#/selections/sparql

Welcome to the latest version of WP 1.0! Documentation is on [read the docs](#). Please provide all feedback on [English Wikipedia](#).

Wikipedia 1.0 Server [Projects](#) [Selections](#) [Manual Update](#) [Compare Projects](#)

[My Selections](#) [Simple Selection](#) **SPARQL Selection** [Petscan Selection](#) [Book Selection](#)

New SPARQL Selection

Use this tool to create an article selection list for the Wikipedia project of your choice, using a SPARQL query. The query can either be entered directly or provided via a Wikidata query service URL. Your selection will be saved in public cloud storage and can be accessed through URLs that will be provided once it has been saved.

For more information on creating a SPARQL selection, see the [end user documentation](#).

Project

List Name

Optional: Update the query using a Wikidata Query URL

Query

```
SELECT ?museum ?article WHERE {
  SERVICE wikibase:label { bd:serviceParam wikibase:language "fr". }
  ?museum (wdt:P195/wdt:P361) wd:Q1429003.
  { ?article schema:about ?museum. ?article schema:isPartOf <https://fr.wikipedia.org/>. }
}
```

[Save List](#)

**WIKIMANIA
SINGAPORE**



STEP 2: ZIM Generation

wp1.openzim.org/#/selections/user

Welcome to the latest version of WP 1.0! Documentation is on [read the docs](#). Please provide all feedback on English Wikipedia.

Wikipedia 1.0 Server [Projects](#) [Selections](#) [Manual Update](#) [Compare Projects](#)

[My Selections](#) [Simple Selection](#) [SPARQL Selection](#) [Patscan Selection](#) [Book Selection](#)

Selections

(all times local)

Show entries

Search:

Selection Name	Selection Created	Selection Updated	Project	Download Updated	Download	ZIM updated	Download ZIM
Bardo Museum Fr version 1.0	8/19/23, 6:26 AM	8/19/23, 6:26 AM	fr.wikipedia.org	8/19/23, 6:27 AM	Download tsv	-	Create ZIM Edit

**WIKIMANIA
SINGAPORE**



STEP 2: ZIM Generation

← → ↻ wp1.openzim.org/#/selections/be798155-91a7-4f30-8173-5f4797ef91ab/zim

Welcome to the latest version of WP 1.0! Documentation is on [read the docs](#). Please provide all feedback on [English Wikipedia](#).

Wikipedia 1.0 Server [Projects](#) [Selections](#) [Manual Update](#) [Compare Projects](#)

[My Selections](#) [Simple Selection](#) [SPARQL Selection](#) [Petscan Selection](#) [Book Selection](#)

Create ZIM file

Use this form to create a ZIM file from your selection, so that you can browse the articles it contains offline. The "Description" and "Long Description" fields are required, but generic defaults will be used if they're not provided.

Once you request a ZIM file, it will be queued for creation. This page and the My Selections page will automatically update with a URL to download your ZIM file once it is ready.

Description

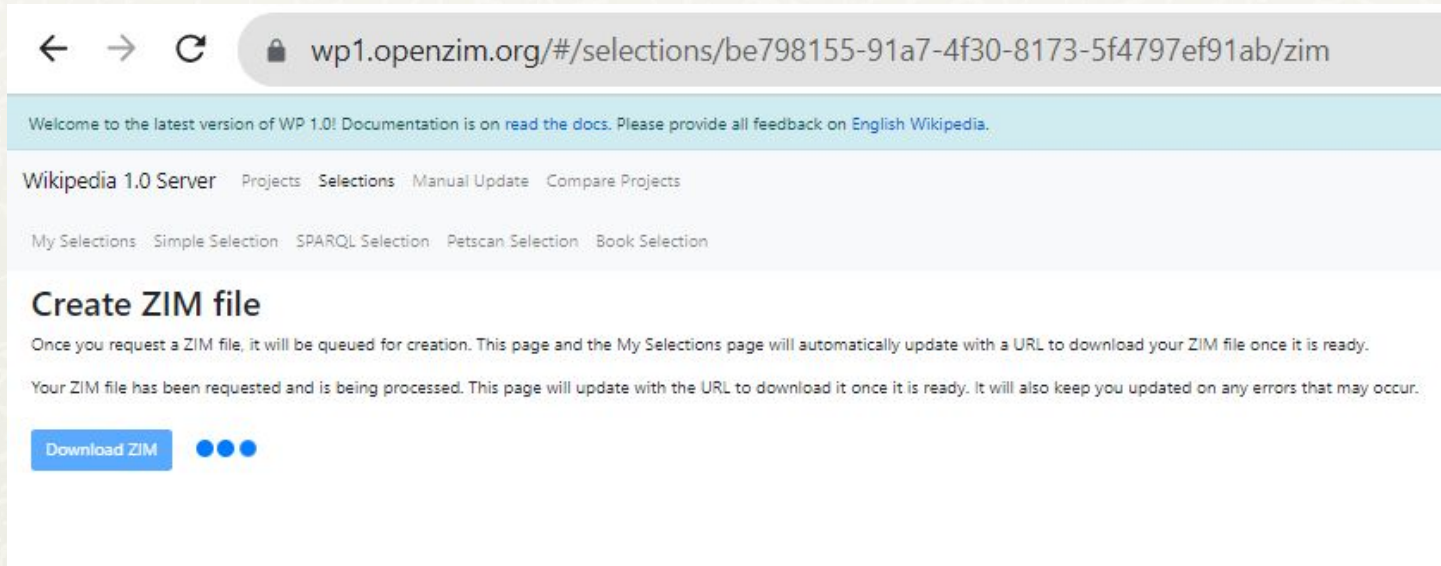
Long Description

[Request ZIM file](#)

**WIKIMANIA
SINGAPORE**



STEP 2: ZIM Generation



The screenshot shows a web browser window with the URL `wp1.openzim.org/#/selections/be798155-91a7-4f30-8173-5f4797ef91ab/zim`. A light blue banner at the top of the page reads: "Welcome to the latest version of WP 1.0! Documentation is on [read the docs](#). Please provide all feedback on [English Wikipedia](#)." Below this is a navigation menu with links for "Wikipedia 1.0 Server", "Projects", "Selections", "Manual Update", and "Compare Projects". A secondary menu includes "My Selections", "Simple Selection", "SPARQL Selection", "Petscan Selection", and "Book Selection". The main heading is "Create ZIM file". The text below states: "Once you request a ZIM file, it will be queued for creation. This page and the My Selections page will automatically update with a URL to download your ZIM file once it is ready." Below that, it says: "Your ZIM file has been requested and is being processed. This page will update with the URL to download it once it is ready. It will also keep you updated on any errors that may occur." At the bottom left of the content area is a blue button labeled "Download ZIM" followed by three blue dots.

**WIKIMANIA
SINGAPORE**



STEP 3: ZIM Download



wp1.openzim.org/#/selections/be798155-91a7-4f30-8173-5f4797ef91ab/zim

Welcome to the latest version of WP 1.0! Documentation is on [read the docs](#). Please provide all feedback on [English Wikipedia](#).

[Wikipedia 1.0 Server](#) [Projects](#) [Selections](#) [Manual Update](#) [Compare Projects](#)

[My Selections](#) [Simple Selection](#) [SPARQL Selection](#) [Petscan Selection](#) [Book Selection](#)

Create ZIM file

Once you request a ZIM file, it will be queued for creation. This page and the [My Selections](#) page will automatically update with a URL to download your ZIM file once it is ready.

Your ZIM file is ready! Click the button below to download it. You can also always download it from the [My Selections](#) page

[Download ZIM](#)

**WIKIMANIA
SINGAPORE**



STEP 3: ZIM Download

← → ↻ 🔒 wp1.openzim.org/#/selections/user 🔍 📄 ★ Tp

Welcome to the latest version of WP 1.0! Documentation is on [read the docs](#). Please provide all feedback on [English Wikipedia](#).

Wikipedia 1.0 Server [Projects](#) [Selections](#) [Manual Update](#) [Compare Projects](#)

[My Selections](#) [Simple Selection](#) [SPARQL Selection](#) [Petscan Selection](#) [Book Selection](#)

Selections

(all times local)

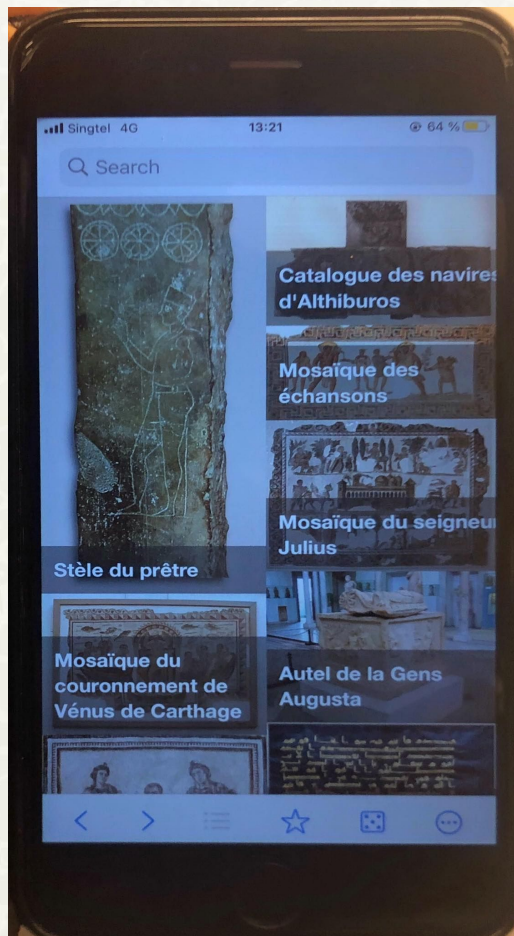
Show entries Search:

Selection Name	Selection Created	Selection Updated	Project	Download Updated	Download	ZIM updated	Download ZIM
Bardo Museum Fr version 1.0	8/19/23, 6:26 AM	8/19/23, 6:26 AM	fr.wikipedia.org	8/19/23, 6:27 AM	Download tsv	8/18/23, 9:50 AM	Download ZIM Edit

**WIKIMANIA
SINGAPORE**



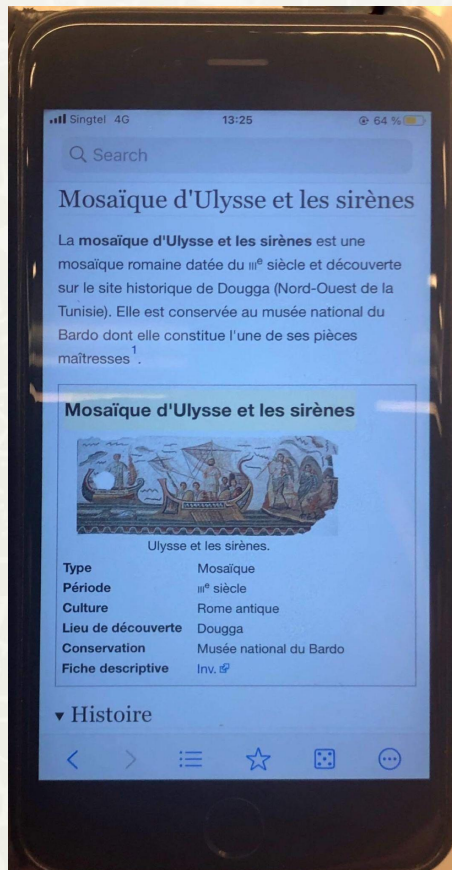
STEP 4: ZIM Installation in KIWIX Mobile APP



**WIKIMANIA
SINGAPORE**



STEP 4: ZIM Installation in KIWIX Mobile APP



**WIKIMANIA
SINGAPORE**




Future Projects

**WIKIMANIA
SINGAPORE**



MAKUMBUSHO

Online Platform to generate mobile applications for museums

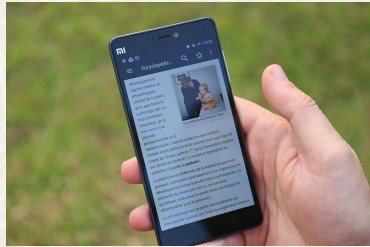


WIKIMANIA
SINGAPORE

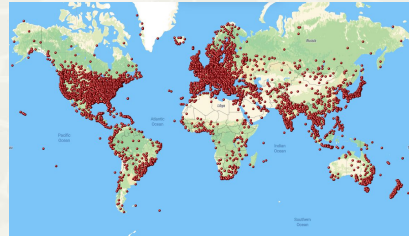


A mobile Application for Museums using Wiki Projects

□ Imagine that it's possible to generate automatically a multilingual mobile application for a museum based on content from Wikipedia, Wikidata and Commons!



ZMcCune (WMF) CC-BY-SA-4.0



World museums map. Jkan997 CC-BY-SA-4.0



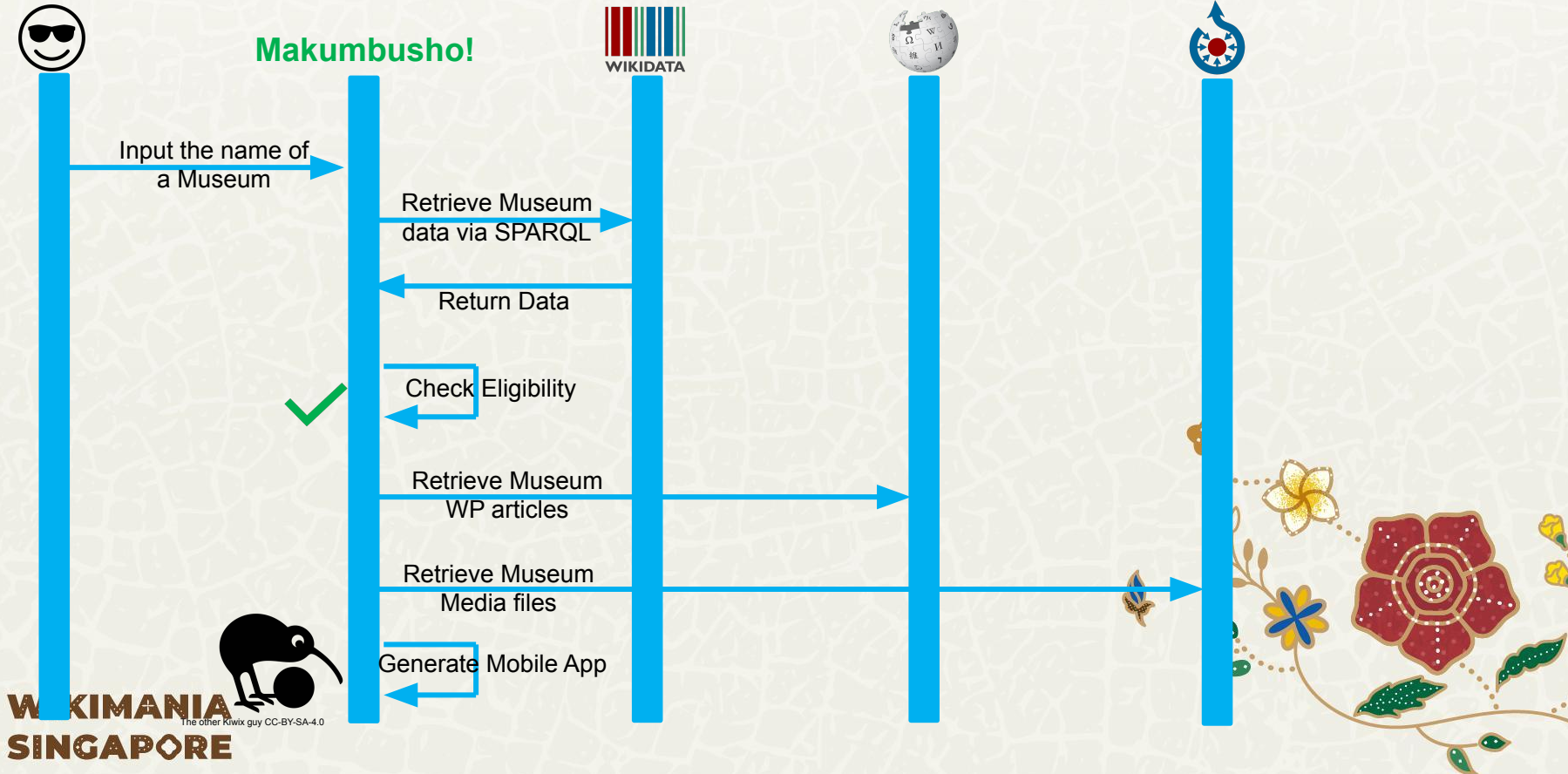
Makumbusho!

**WIKIMANIA
SINGAPORE**



Mosaic of the winged Victory. Ad Meskens CC-BY-SA-3.0

A mobile Application for Museums using Wiki Projects




A mobile Application for Museums using Wiki Projects

Find funding for the project



**WIKIMANIA
SINGAPORE**

KIWIX4EDUCATION



**WIKIMANIA
SINGAPORE**

**Generation of a Mobile
Applications for Education
based on the Wikimedia
Project Wikidata For
Eductaion**



Wikidata For Education WD4E

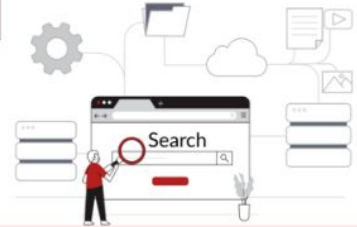


1



Support the Wikimedia volunteer editing community to improve content related to school curricula

2



Create an education portal with curated content from the Wikimedia projects and other open education resources that is aligned with school curricula

3



Give education stakeholders the ability to do comparative analysis of curricula on a global scale

4



Make data about curricula readily available and machine readable so that developers can create innovative solutions to education challenges

**WIKIMANIA
SINGAPORE**



Wikidata For Education WD4E

**WIKIMANIA
SINGAPORE**





Kiwix4Education

Select the country

Select the Grade/level

Select the courses to be included in the Mobile App


Execute SPARQL Queries on Wikidata in order to retrieve the list of articles

Return the list of articles

Retrieve the Wikipedia articles

Retrieve media files

Generate the Mobile application



The other Kiwix guy CC-BY-SA-4.0

5



**WIKIMANIA
SINGAPORE**

QID on Navigation Popups

Finally! After 9 years!

**WIKIMANIA
SINGAPORE**

Chlod





✔ Show Wikidata QID as a link in Navigation-Popups

✔ Closed, Resolved

🌐 Public

Description

As I noted on en.Wikipedia in July 2014(!)

It would be really useful if the pop-up linked to the Wikidata equivalent of an article, displaying the Q value (e.g. Q144 for Dog) as the link text.

Having this feature would significantly increase my productivity, in certain regular tasks.

Specifically, I need to be able to right click and "copy link text", to capture the ID, so displaying the value as the (whole) link text, rather than text such as "visit Wikidata", is imperative

A mock-up can be seen at https://commons.wikimedia.org/wiki/File:Mockup_of_Wikidata_ID_in_popups.jpg

[I note that I received a reply, then, that this is "abandonware", but noting the request here in case a developer is now/ becomes available]

Changes from before your most recent comment are hidden. [Show Older Changes](#)

- Edit Task
- Edit Related Tasks... ▶
- Edit Related Objects... ▶
- Automatically Subscribed
- Mute Notifications
- Protect as security issue
- Award Token
- Flag For Later

Assigned To



Chlod

Authored By



Piasonthewing

What?

What do you mean what? Do you mean like, a specific thing, like “what this” or “what that”? It’s not like I can guess what’s in your mind, you know, I’m not a genius. There’s like many things that you could be talking about when you say “what”. “What’s the weather like?” “What time is it in San Francisco?” “What session did you like most on Wikimania?” I mean, I guess you might be talking about something that I did this hackathon, but like, is there a specific thing that you want to talk about? I mean, there’s like a few things here, and you could be asking anything in the world. The dictionary has like, a lot of words in it and they could make some really long “what” questions, so is there like a specific thing that you

**WIKIMANIA
SINGAPORE**

What took so long?

Original maintainer of Navigation Popups has not been active in a long time, and the code has aged with time.

What did you change?

Added two extra parameters in the original GET request for page information

What’s the relevance?

58,235 users have Navigation Popups enabled... but there’s no maintainer?

Why Wikidata

Because we love Wikidata. 

ustat, the Egyptian capital, on 6 July. Jawhar served as

Fustat · actions · popups

26.7kB, 129 wikiLinks, 5 images, 11 categories,
10 weeks old, [Q839456](#)

Fustat (), also **Fostat**, was the first [capital of Egypt](#) under [Muslim](#) rule, and the historical centre of modern Cairo. It was built adjacent to what is now known as [Old Cairo](#) by the [Rashidun](#) Muslim general ['Amr ibn al-'As](#) immediately after the Muslim conquest of [Egypt](#) in AD 641, and featured the [Mosque of Amr](#), the first [mosque](#) built in Egypt.



6



**WIKIMANIA
SINGAPORE**

Special:Investigate was broken on all wikis?!

Why multi-wiki testing is important

**WIKIMANIA
SINGAPORE**

Dreamy Jazz



What broke!

Internal error

Logs New investigation

```
[0517ba308059e16e71c10378] /wiki/Special:Investigate
/Account_information?token=eyJ0eXAiOiJKV1QiLCJhbGciOiJIUzI1NiJ9.eyJleHAiOiJlOTI0NTk3NiIsIm12IjoisWJXTGJIQm1jVFIQNXZJdS9oNTB0Zz09IiwiaWF0Ij0iMjE2VWZDI6TzhQbkNPZkdwU0JHbUkySGNFK3o2YXdoUm3NUMxTkc3V2VWpXTHpROTbXkdVVRVln0.7qwL2Bc0dAXYuvvaWgnbcO0DPXA8zHm
LpE7pL2e2ubQ Wikimedia\Assert\PreconditionException: Expected MediaWiki\User\UserIdentity\Value to belong to the local wiki, but it belongs to
'my_database'
```

Backtrace:

```
from /var/www/html/w/includes/dao/WikiAwareEntityTrait.php(59)
#0 /var/www/html/w/includes/user/UserGroupManager.php(718): MediaWiki\User\UserIdentity\Value->assertWiki()
#1 /var/www/html/w/includes/user/UserGroupManager.php(703): MediaWiki\User\UserGroupManager->getUserGroupMemberships()
#2 /var/www/html/w/extensions/CheckUser/src/Investigate/Services/PreliminaryCheckService.php(179): MediaWiki\User\UserGroupManager->getUserGroups()
#3 /var/www/html/w/extensions/CheckUser/src/Investigate/Services/PreliminaryCheckService.php(136): MediaWiki\CheckUser\Investigate\Services
\PreliminaryCheckService->getAdditionalLocalData()
#4 /var/www/html/w/extensions/CheckUser/src/Investigate/Pagers/PreliminaryCheckPager.php(258): MediaWiki\CheckUser\Investigate\Services
\PreliminaryCheckService->preprocessResults()
#5 /var/www/html/w/includes/pager/IndexPager.php(291): MediaWiki\CheckUser\Investigate\Pagers\PreliminaryCheckPager->preprocessResults()
#6 /var/www/html/w/includes/pager/IndexPager.php(733): IndexPager->doQuery()
#7 /var/www/html/w/extensions/CheckUser/src/Investigate/SpecialInvestigate.php(342): IndexPager->getNumRows()
#8 /var/www/html/w/extensions/CheckUser/src/Investigate/SpecialInvestigate.php(205): MediaWiki\CheckUser\Investigate\SpecialInvestigate->addTabContent()
#9 /var/www/html/w/includes/specialpage/SpecialPage.php(701): MediaWiki\CheckUser\Investigate\SpecialInvestigate->execute()
#10 /var/www/html/w/includes/specialpage/SpecialPageFactory.php(1565): SpecialPage->run()
#11 /var/www/html/w/includes/MediaWiki.php(344): MediaWiki\SpecialPage\SPECIALPageFactory->executePath()
#12 /var/www/html/w/includes/MediaWiki.php(948): MediaWiki->performRequest()
#13 /var/www/html/w/includes/MediaWiki.php(597): MediaWiki->main()
#14 /var/www/html/w/index.php(50): MediaWiki->run()
#15 /var/www/html/w/index.php(46): wfIndexMain()
#16 {main}
```

This shows the production error on a local testing wiki. This was the second time this page had broken in less than a month.

WIKIMANIA
SINGAPORE



The cause and how it was fixed

This issue was caused by a difference in behaviour between a multi-wiki instance and a single wiki instance. The local wiki should have instead been provided in a different format.

This was fixed by ensuring the correct parameter was passed if the wiki was the local wiki.

WIKIMANIA
SINGAPORE



Why this matters

MediaWiki programmers often use single wiki instances to test patches. Testing on multi-wiki instances only happens on Beta wiki, however, this extension (CheckUser) is not on beta wiki for privacy issues. CI didn't catch this as the test mocked the method in core that actually threw the error.

As developers we should be more used to testing our code in multi-wiki instances, especially as CentralAuth is not in the gated extensions list. If this had been better tested, it would have been seen earlier.

WIKIMANIA
SINGAPORE



7



**WIKIMANIA
SINGAPORE**

Multiple two-factor devices?

At least the database is not blocking that anymore

**WIKIMANIA
SINGAPORE**

Taavi Väinänen



You can only have one type of 2fa device

Enabled authentication method

Disable TOTP (one-time token)

The Time-based One-Time Password algorithm (TOTP) is an extension of the HMAC-based time Password algorithm (HOTP) generating a one-time password by instead taking uniqueness from the current time.

Switch to an alternative method

Enable Web Authentication (WebAuthn)

WARNING: There is currently no recovery option for lost or damaged authentication devices for this method. WebAuthn (Web Authentication) is a web standard published by World Wide Web Consortium (W3C). WebAuthn is a core component of the FIDO2 Project.



The old schema kinda sucks

```
wikiadmin2023@10.64.132.14(checkuserwiki)> SHOW CREATE TABLE oauth_users\G
***** 1. row *****
      Table: oauth_users
Create Table: CREATE TABLE `oauth_users` (
  `id` int(11) NOT NULL,
  `module` varbinary(255) NOT NULL,
  `data` blob DEFAULT NULL,
  PRIMARY KEY (`id`)
) ENGINE=InnoDB DEFAULT CHARSET=binary
1 row in set (0.000 sec)
```



So I made it better

```
wikiadmin2023@10.64.132.14(checkuserwiki)> SHOW CREATE TABLE oathauth_users\G
***** 1. row *****
      Table: oathauth_users
Create Table: CREATE TABLE `oathauth_users` (
  `id` int(11) NOT NULL,
  `module` varbinary(255) NOT NULL,
  `data` blob DEFAULT NULL,
  PRIMARY KEY (`id`)
) ENGINE=InnoDB DEFAULT CHARSET=binary
1 row in set (0.000 sec)
```

```
wikiadmin2023@10.64.132.14(checkuserwiki)> SHOW CREATE TABLE oathauth_devices\G
***** 1. row *****
      Table: oathauth_devices
Create Table: CREATE TABLE `oathauth_devices` (
  `oad_id` int(11) NOT NULL AUTO_INCREMENT,
  `oad_user` int(11) NOT NULL,
  `oad_type` int(11) NOT NULL,
  `oad_name` varbinary(255) DEFAULT NULL,
  `oad_created` binary(14) DEFAULT NULL,
  `oad_data` blob DEFAULT NULL,
  PRIMARY KEY (`oad_id`),
  KEY `oad_user` (`oad_user`)
) ENGINE=InnoDB AUTO_INCREMENT=[x] DEFAULT CHARSET=binary
1 row in set (0.000 sec)
```



Slowly migrating all wiki databases

```
'wgOATHAuthMultipleDevicesMigrationStage' => [  
  'default' => SCHEMA_COMPAT_OLD,  
  'checkuserwiki' => SCHEMA_COMPAT_WRITE_BOTH | SCHEMA_COMPAT_READ_OLD,  
  'techconductwiki' => SCHEMA_COMPAT_WRITE_BOTH | SCHEMA_COMPAT_READ_OLD,  
],
```

**WIKIMANIA
SINGAPORE**



8



**WIKIMANIA
SINGAPORE**

Add edit count and user creation date to Special:Contributions

Helping to grant community wishlist wish #45 from 2022

**WIKIMANIA
SINGAPORE**

By Novem Linguae



43	Allow using templated reasons in global blocks.	Admins and patrollers	54	T243863
44	Remember previous deletion reason	Admins and patrollers	54	
45	Show edit count at Special:Contributions	Miscellaneous	54	T324166, Related: T32353, T213110, T278506
46	Allow global whitelisting of IPs subject to global rangeblocks	Admins and patrollers	52	T42439
47	Make category browsing multilingual using Wikidata	Multimedia and Commons	52	





gerritbot added a comm

Change 867281 **abandoned**



Set
\$wgLogos
with the URL
path to your
own logo
image

[Main page](#)

[Recent changes](#)

[Random page](#)

[Help about MediaWiki](#)

Special page

User contributions for Admin

For [Admin](#) ([talk](#) | [block](#) | [block log](#) | [uploads](#) | [logs](#) | [deleted user contributions](#))

▼ **Search for contributions**

- [13:34, 18 August 2023](#) ([diff](#) | [hist](#)) . . [\(+51\)](#) . . [MediaWiki:Text](#)

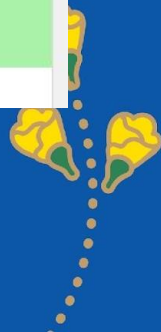


```

530
531 » » // First subheading. "For Username (talk | block log | logs | etc.)"
532 » » $userName = $userObj->getName();

533 » » $subHeadingsHtml = Html::rawElement( 'div', [ 'class' => 'mw-contributions-user-tool
s' ],
534 » » » $this->msg( 'contributions-subtitle' )->rawParams( $user )->params( $userNam
e )
535 » » » . ' ' . $links
536 » » » );
537
538 » » // Second subheading. "A user with 37,208 edits."
539 » » if ( $talk && $registeredAndVisible ) {
540 » » » $editCount = $userObj->getEditCount();
541 » » » $userInfo = $this->msg( 'contributions-editor-info' )
542 » » » » ->params( $userName )
543 » » » » ->numParams( $editCount )
544 » » » » ->escaped();
545 » » » $subHeadingsHtml .= Html::rawElement( 'div', [ 'class' => 'mw-contributions-
editor-info' ],
546 » » » » $userInfo );
547 » » » }
548
549 » » return $subHeadingsHtml;
550 » }

```



Set
\$wgLogos
with the URL
path to your
own logo
image

[Main page](#)

[Recent changes](#)

[Random page](#)

[Help about MediaWiki](#)

Special page

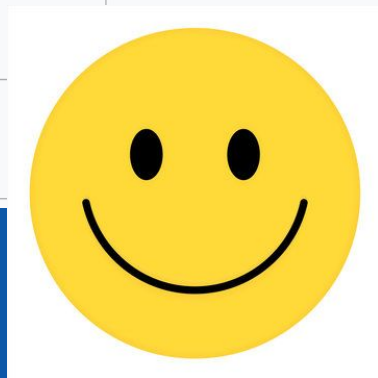
User contributions for Admin

For [Admin](#) ([talk](#) | [block](#) | [block log](#) | [uploads](#) | [logs](#) | [deleted user contributions](#))
A user with 1 edit.

▼ **Search for contributions**

- [13:34, 18 August 2023](#) ([diff](#) | [hist](#)) . . [\(+51\)](#) . . [MediaWiki:T](#)

43	Allow using templated reasons in global blocks.	Admins and patrollers	54	T243863	
44	Remember previous deletion reason	Admins and patrollers	54		
45	Show edit count at Special:Contributions	Miscellaneous	54	T324166, Related: T32353, T213110, T278506	<div style="border: 2px solid green; padding: 5px; display: inline-block;"> ✓ Done by Novem Linguae </div>
46	Allow global whitelisting of IPs subject to global rangeblocks	Admins and patrollers	52	T42439	
47	Make category browsing multilingual using Wikidata	Multimedia and Commons	52		



```

538 »      »      // Second subheading. "A user with 37,208 edits. Account created on 2008-09-17."
539 »      »      if ( $stalk && $registeredAndVisible ) {
540 »      »      »      $editCount = $userObj->getEditCount();
541 »      »      »      $userInfo = $this->msg( 'contributions-edit-count' )
542 »      »      »      »      ->params( $userName )
543 »      »      »      »      ->numParams( $editCount )
544 »      »      »      »      ->escaped();
545
546 »      »      »      $accountCreationDate = $userObj->getRegistration();
547 »      »      »      if ( $accountCreationDate ) {
548 »      »      »      »      $userInfo .= $this->msg( 'word-separator' )
549 »      »      »      »      »      ->escaped();
550 »      »      »      »      $userInfo .= $this->msg( 'contributions-account-creation-date' )
551 »      »      »      »      »      ->dateParams( $accountCreationDate )
552 »      »      »      »      »      ->escaped();
553 »      »      »      }
554
555 »      »      »      $subHeadingsHtml .= Html::rawElement(
556 »      »      »      »      'div',
557 »      »      »      »      [ 'class' => 'mw-contributions-editor-info' ],
558 »      »      »      »      $userInfo
559 »      »      »      );
560 »      »      }
561
562 »      »      return $subHeadingsHtml;
563 »      }

```



Set
\$wgLogos
with the URL
path to your
own logo
image

[Main page](#)

[Recent changes](#)

[Random page](#)

[Help about MediaWiki](#)

[Tools](#)

Special page

User contributions for Admin

For [Admin](#) ([talk](#) | [block](#) | [block log](#) | [uploads](#) | [logs](#) | [deleted user contributions](#))
A user with 1 edit. Account created on 29 July 2023.

Search for contributions

- [13:34, 18 August 2023 \(diff | hist\)](#) . . [\(+51\)](#) . . [N](#) [MediaWiki:T](#)

9



**WIKIMANIA
SINGAPORE**

Improving Twitter to Commons

Change code to use python libraries to fetch data from Twitter rather than using API

<https://twitter-to-commons.toolforge.org/>

**WIKIMANIA
SINGAPORE**

By Jnanaranjan Sahu



The Tool

What the tool is?

The tool is used to fetch images and videos from twitter handles and show them in a page, a logged in user can upload the images directly to commons.

It takes the template according to the handle the user has selected.


User can search and add categories.

Demo Link: [Twitter to Commons Tutorial - YouTube](#)

WIKIMANIA
SINGAPORE



Home Uploads Statistics Request new account Administration Docs Logout



Twitter to commons

Upload photos from Twitter to Wikimedia Commons.

You can choose from some **free licensed accounts** or enter a **twitter handle** or paste a **tweet link**.

Hi Jnanaranjan sahu

Please choose appropriate method.

Select a free licensed Twitter handle

OR

Enter a twitter handle/username

Show Tweets

OR

Paste a tweet link

Show Tweet Details

Select twitter handle and click on Show Tweets button.

Developed by [Gyan](#) with the help of [Odia Wik Community](#) and Wikimedia Cloud Team.

All statistics related to this tool.

This page will be improved and more data will be shown eventually with user requests and more uploads



User Details

User	Total Uploads
Ssgapu22	416
Psanu	98
Jnanaranjan sahu	72
Saileshpat	48
Soumendrak	41
Ooligan	39
Jnyssen	37
Hellohappy	28
Cliffmore	23

The Problem

It was working good until. Twitter started charging for retrieving tweets specially after changing to X.

Indian credit cards are not working for twitter subscriptions.


**WIKIMANIA
SINGAPORE**



Fixing it

Tried to use python libraries like twint and some others.

**WIKIMANIA
SINGAPORE**



Result

Stuck in two things.

Making the libraries work with my existing set up.

Organising the data to work with the my tool.

The work is on....

**WIKIMANIA
SINGAPORE**

Thank You!



10



**WIKIMANIA
SINGAPORE**

Bengali Currency Numerals

Did you know that page numbers can be hexadecimal?


**WIKIMANIA
SINGAPORE**



Making it easier to add page numbers

Original idea from Hrishikes, Bodhi

**WIKIMANIA
SINGAPORE**



Short detour into Indian currency land

WIKIMANIA
SINGAPORE

- Old Indian currency system
- 16 Anna => 1 Paisa
- In current day India, 1 Paisa does not get you anything (thanks inflation!)
- The counting system is so heavily ingrained in Bengali culture, that “Sholo anna” means “complete”
- This system is used in place of roman numerals in Bengali books

Pain point

Labelling page numbers manually

<pagelist

1=প্রচ্ছদ

2=মুদ্রক

3=উৎসর্গ

4=-

5=✓

6=✓

7=✓

8=!

9=!

10=✓

11=✓

12=||

13=||

14=||

15=||

16=✓

17=✓

18=✓

19=✓

20=✓

21=✓

22=শুদ্ধিপত্র

23=অর্ধ-আখ্যা

24=-

25=-

26=ছবি

27=1

চতুর্থ ভাগে, সেন-রাজবংশের আভ্যুদয় এবং রাজ্য-বিস্তার ; তাহার নামক—বিজয়সেন
সেনের পুত্র বল্লালসেন, এবং পৌত্র লক্ষ্মণসেন ।

পঞ্চম ভাগ শেষভাগ,—তাহাতে বাঙ্গালা দেশে মুসলমান-অধিকার প্রচলিত হইবার

এই পঁচ ভাগে বিভক্ত [খৃষ্টীয় একাদশ-দ্বাদশ শতাব্দীর] বাঙ্গালীর ইতিহাসে

ঘটনাবলী দেশের লোকে বিস্মৃত হইয়া গেলেও, বরেন্দ্রমণ্ডলে তাহার নানা স্মৃতিচি

আছে । সেই সকল স্মৃতিচিহ্ন ধরিয়া, অগ্রদক্ষান-কার্যে প্রবৃত্ত না হইলে, এই দুই শত

ইতিহাসের প্রকৃত মর্ম্ণ হ্রদয়কম হইতে পারে না ।

১৩/৫

Can we copy somebody else's homework?

No :(

```
/**
 * Mapping between the ProofreadPage number formats ids and the one from ICU.
 * The full list of ICU number formats is available here:
 * https://github.com/unicode-org/cldr/blob/master/common/supplemental/numberingSystems.xml
 */
private const DISPLAY_FROM_ICU = [
  'beng' => 'beng',
  'deva' => 'deva',
  'highroman' => 'roman',
  'roman' => 'romanlow',
  'tamldec' => 'tamldec',
  'guru' => 'guru',
  'gujr' => 'gujr',
  'telu' => 'telu',
  'knda' => 'knda',
  'mlym' => 'mlym',
  'orya' => 'orya',
  'thai' => 'thai',
];
```

So lets DIY?

Yes but also no...

WIKIMANIA
SINGAPORE

```
class BengaliCurrencyFormat {
    private const NUMBER_TRANSLATION = [
        '০',
        '১০',
        '২০',
        '৩০',
        '৪০',
        '৫০',
        '৬০',
        '৭০',
        '৮০',
        '৯০',
        '১০০',
        '১১০',
        '১২০',
        '১৩০',
        '১৪০',
        '১৫০',
        '১৬০',
        '১৭০',
        '১৮০',
        '১৯০',
        '২০০',
        '২১০',
        '২২০',
        '২৩০',
        '২৪০',
        '২৫০',
        '২৬০',
        '২৭০',
        '২৮০',
        '২৯০',
        '৩০০',
        '৩১০',
        '৩২০',
        '৩৩০',
        '৩৪০',
        '৩৫০',
        '৩৬০',
        '৩৭০',
        '৩৮০',
        '৩৯০',
        '৪০০',
        '৪১০',
        '৪২০',
        '৪৩০',
        '৪৪০',
        '৪৫০',
        '৪৬০',
        '৪৭০',
        '৪৮০',
        '৪৯০',
        '৫০০',
        '৫১০',
        '৫২০',
        '৫৩০',
        '৫৪০',
        '৫৫০',
        '৫৬০',
        '৫৭০',
        '৫৮০',
        '৫৯০',
        '৬০০',
        '৬১০',
        '৬২০',
        '৬৩০',
        '৬৪০',
        '৬৫০',
        '৬৬০',
        '৬৭০',
        '৬৮০',
        '৬৯০',
        '৭০০',
        '৭১০',
        '৭২০',
        '৭৩০',
        '৭৪০',
        '৭৫০',
        '৭৬০',
        '৭৭০',
        '৭৮০',
        '৭৯০',
        '৮০০',
        '৮১০',
        '৮২০',
        '৮৩০',
        '৮৪০',
        '৮৫০',
        '৮৬০',
        '৮৭০',
        '৮৮০',
        '৮৯০',
        '৯০০',
        '৯১০',
        '৯২০',
        '৯৩০',
        '৯৪০',
        '৯৫০',
        '৯৬০',
        '৯৭০',
        '৯৮০',
        '৯৯০',
    ];

    /**
     * You, 2 days ago • Add support for Bengali currency numerals in page...
     * Convert a number to Bengali currency format
     * @param Language $lang
     * @param int $number
     * @return string
     */
    public function formatNumber( Language $lang, int $number ): string {
        $numStr = '';
        if ( $number <= 0 ) {
            return '০';
        }

        $locale = $lang->getCode();
        $locale .= '-u-nu-beng';

        $firstDigit = $number % 16;
        $number = (int)( $number / 16 );
        $numStr = self::NUMBER_TRANSLATION[$firstDigit];

        $formatter = new NumberFormatter( $locale, NumberFormatter::DEFAULT_STYLE );
        $formatter->setSymbol( NumberFormatter::GROUPING_SEPARATOR_SYMBOL, '' );

        while ( $number > 0 ) {
            $digit = $number % 16;
            $numStr = $formatter->format( $digit ) . $numStr;
            $number = (int)( $number / 16 );
        }

        return $numStr;
    }
}
```


Now it works!

<pagelist 1to100=prpbengalicurrency/>

Preview pagelist



Use the new experimental visual mode to edit the pagelist.

১	২	৩	৪	৫	৬	৭	৮	৯	১০	১১	১২	১৩	১৪	১৫	১৬	১৭	১৮
১৯	২০	২১	২২	২৩	২৪	২৫	২৬	২৭	২৮	২৯	৩০	৩১	৩২	৩৩	৩৪	৩৫	৩৬
৩৭	৩৮	৩৯	৪০	৪১	৪২	৪৩	৪৪	৪৫	৪৬	৪৭	৪৮	৪৯	৫০	৫১	৫২	৫৩	৫৪
৫৫	৫৬	৫৭	৫৮	৫৯	৬০	৬১	৬২	৬৩	৬৪	৬৫	৬৬	৬৭	৬৮	৬৯	৭০	৭১	৭২
৭৩	৭৪	৭৫	৭৬	৭৭	৭৮	৭৯	৮০	৮১	৮২	৮৩	৮৪	৮৫	৮৬	৮৭	৮৮	৮৯	৯০
৯১	৯২	৯৩	৯৪	৯৫	৯৬	৯৭	৯৮	৯৯	১০০	101	102	103	104				

WIKIMANIA
SINGAPORE

11



**WIKIMANIA
SINGAPORE**

SPARQL Challenge

A way fun to test you knowledge of SPARQL!

**WIKIMANIA
SINGAPORE**



Having fun together

Original idea from University of New
Brunswick, online in 2021


Team: Andrew Lih, Jan Ainali, Abbe98

Replicated and adapted to Singapore

First part: challenge

Second part: answering together

WIKIMANIA
SINGAPORE



SPARQL queries are challenging!

5 teams (mostly of one)

10 question

30 minutes

Each questions grows in difficulty and are made to discover a different aspect of SPARQL.

**WIKIMANIA
SINGAPORE**



Example of question

How do you say "Singapore" in French Singapour

It could be with:


Item Label <https://w.wiki/7Egj> <https://w.wiki/7Egk>

Property "Official name" <https://w.wiki/7Eh6>

Lexeme <https://w.wiki/7Egd>

Slightly different answers but all valid, some more efficient or elegant than the others.

Comparing and sharing answers lead to fun learning. The discussion part is often very enlightening.



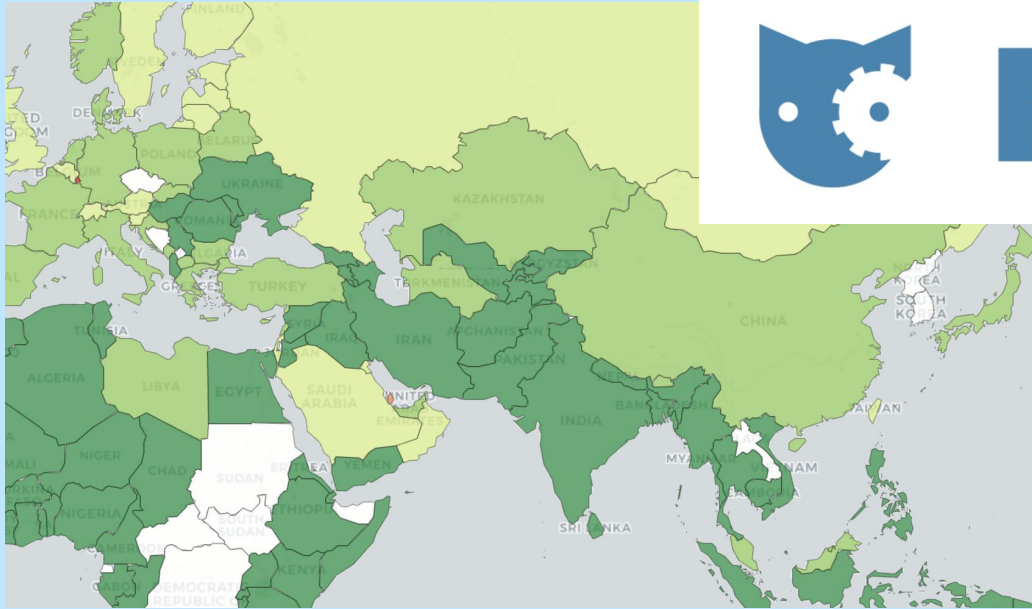
12




**WIKIMANIA
SINGAPORE**

Wikidata + Maps + PAWS

💖 ~~Awesome together~~ 💖



WIKIMANIA
SINGAPORE




Wikidata + Maps + PAWS

```
import folium
from SPARQLWrapper import SPARQLWrapper, JSON

# Set up the SPARQL endpoint and run the query
sparql = SPARQLWrapper("https://query.wikidata.org/sparql")
sparql.setQuery("""
SELECT ?mountain ?mountainLabel ?height ?countryLabel ?geoLocation WHERE {
  ?mountain wdt:P31 wd:Q8502;           # Instance of mountain
          wdt:P17 ?country;           # Located in a country
          wdt:P2044 ?height;          # Height of the mountain
          wdt:P625 ?geoLocation.      # Geolocation of the mountain

  # Southeast Asian countries
  VALUES ?country {wd:Q881 wd:Q819 wd:Q424 wd:Q869 wd:Q836 wd:Q833 wd:Q334 wd:Q928 wd:Q252 wd:Q574 wd:Q921}

  SERVICE wikibase:label { bd:serviceParam wikibase:language "[AUTO_LANGUAGE],en". }
}
ORDER BY DESC(?height)
LIMIT 50
""")
sparql.setReturnFormat(JSON)
results = sparql.query().convert()
```




Wikidata + Maps + PAWS

```
# Create a base map
m = folium.Map(location=[10, 100], zoom_start=5, tiles="Stamen Terrain") # Centered around Southeast Asia

# Add markers for each mountain
for result in results["results"]["bindings"]:
    lat, lon = map(float, result["geoLocation"]["value"].split('(')[1].split(' ')[0].split(' '))
    marker = folium.Marker(
        location=[lat, lon],
        popup=f"{result['mountainLabel']['value']} ({result['height']['value']} m)",
        icon=folium.Icon(icon="cloud"),
    )
    marker.add_to(m)

# Save the map to an HTML file (optional)
m.save("mountains_map.html")

# Display the map
m
```





INDIA
Ahmedabad
Kolkata
Pune
Hyderabad
Bangalore
Cochin
Colombo

BANGLADESH
Dhaka
Chittagong

MYANMAR
Yangon

THAILAND
Bangkok

VIETNAM
Hanoi
Ho Chi Minh City

CAMBODIA
Phnom Penh

PHILIPPINES
Manila

SRI LANKA
Colombo

INDONESIA
Medan
Kuala Lumpur
Singapore
Bandarlampung
Bandung
Surabaya
Makassar

MALAYSIA
Kuala Lumpur
Singapore

BRUNEI

GUJARAT
RAJASTHAN
MAHARASHTRA
WEST BENGAL
ASSAM
MIZORAM
TRIPURA
ARUNACHAL PRADESH
NERA
CHHATTISGARH
ANDHRA PRADESH
GOA
KERALA
LAKSHADWEEP
DADRA AND NAGAR HAVELI
ANDAMAN AND NICOBAR

YUNNAN
GUANGXI
HAINAN
FUJIAN
OKINAWA

TAIWAN
Kaohsiung
Taipei

ACEH
RIAU
BANGKA-BELITUNG
BANTEN
GORONTALO
SULAWESI TENGAH
SULAWESI SELATAN
MALUKU

Leaflet | Map tiles by Stamen Design, under CC BY 3.0. Data by © OpenStreetMap, under CC BY SA.

Wikidata + Maps + PAWS



what is wrong with this:

```
folium.Marker(  
    location=[97.4666, 28.3330],  
    popup="Mt. Hood Meadows",  
    icon=folium.Icon(icon="cloud"),  
).add_to(m)
```




The issue with the code you provided is with the `location` parameter. The `location` parameter in `folium.Marker` expects a tuple or list in the format `[latitude, longitude]`. In the code you provided, the values seem to be swapped.




Here's the corrected code:

```
python Copy code  
  
folium.Marker(  
    location=[28.3330, 97.4666], # Corrected order: [latitude, longitude]  
    popup="Mt. Hood Meadows",  
    icon=folium.Icon(icon="cloud"),  
).add_to(m)
```

Make sure that the latitude and longitude values are in the correct order when adding markers to the map.



Wikidata + Maps + PAWS



13



**WIKIMANIA
SINGAPORE**

Improvements to the Wikisource e-book exporter

By Waldyrrious and Sam Wilson

**WIKIMANIA
SINGAPORE**

19/08/2023



Fix deprecation to allow upgrade to PHP 8

Fix [T332112](#): Deprecated function `mb_convert_encoding()`

Fix T332112: replace deprecated function `mb_convert_encoding()` #472

Merged | all commits | File filter | Conversations | 0 / 2 files viewed | Review in codespace | Review changes

src/Util/Util.php

```
96 97 → → foreach ( $search as $i => $pat ) {
97 98 → →     $map[$string] = mb_ereg_replace( $pat, $replace[$i], $map[$string] );
98 99 → → }
99 → → $map[$string] = 'c' . $num . '_' . static::cutFilename( mb_convert_encoding( $map[$string], 'ISO-8859-1', 'UTF-8' ) );
100 → → $map[$string] = 'c' . $num . '_' . static::cutFilename( iconv( 'UTF-8', 'ISO-8859-1//TRANSLIT', $map[$string] ) );
100 101 → → $num++;
101 102
102 103 → → return $map[$string];
```

One-line fix!

tests/Util/UtilTest.php

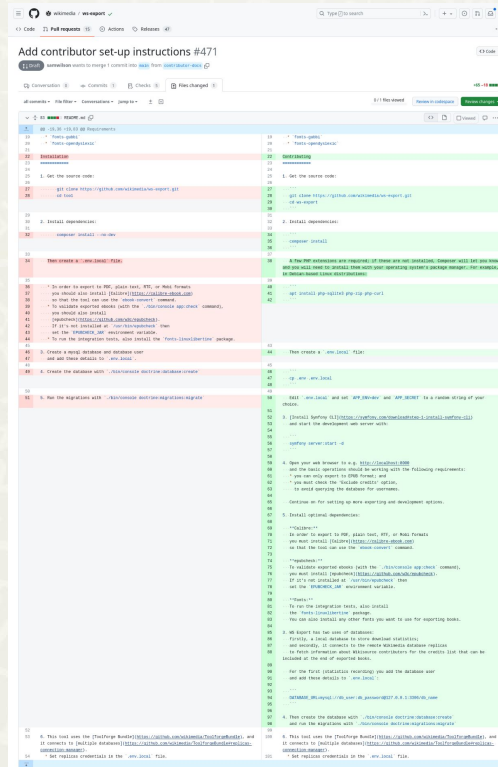
```
7 7
8 8 class UtilTest extends TestCase {
9 9     /**
10 → →     * encodeString prefixes encoded strings with an incrementing counter
11 → →     * which we omit from the tests by using assertStringEndsWith().
12 → →     */
10 13 → →     * @covers ::encodeString
11 14 → →     */
12 15 → →     public function testEncodeString() {
13 → →         $this->assertStringEndsWith( '_test_dou', Util::encodeString( 'test_000' ) );
16 → →         $this->assertStringEndsWith( '_test_dou', Util::encodeString( 'test_000' ) );
17 → →         $this->assertStringEndsWith( '_foo', Util::encodeString( 'foo' ) );
18 → →         $this->assertStringEndsWith( '._', Util::encodeString( '.-!:$' ) );
19 → →         $this->assertStringEndsWith( '._', Util::encodeString( '!' ) );
14 20     }
15 21 }
```

Added tests :D



Bonus changes 1: Contribution docs!

<https://github.com/wikimedia/ws-export/pull/471>



The screenshot shows a GitHub pull request interface for the repository 'wikimedia/ws-export'. The pull request is titled 'Add contributor set-up instructions #471' and is authored by 'benjamin'. The interface includes a diff view of the changes to the file 'CONTRIBUTING.md'. The diff shows a comprehensive update to the contribution guidelines, including sections for 'Prerequisites', 'Getting started', 'Submitting a pull request', and 'Development workflow'. The changes are color-coded: green for additions and red for deletions. The diff content is as follows:

```
@@ -1,10 +1,10 @@
-# Add contributor set-up instructions
-#
-# This document is for contributors to the project. It is not intended for users.
-#
-# To contribute to this project, please read the following instructions.
-#
-# If you are not a developer, you should read the [CONTRIBUTING.md] file.
-#
-# If you are a developer, you should read the [CONTRIBUTING.md] file.
-#
-# If you are a developer, you should read the [CONTRIBUTING.md] file.
+## Prerequisites
+
+1. Get the source code
+
+2. Install dependencies
+
+3. Run the development workflow
+
+## Getting started
+
+1. Get the source code
+
+2. Install dependencies
+
+3. Run the development workflow
+
+## Submitting a pull request
+
+1. Fork the repository
+
+2. Create a new branch
+
+3. Make your changes
+
+4. Commit your changes
+
+5. Push your changes
+
+6. Create a pull request
+
+7. Wait for review
+
+8. Merge the pull request
+
+## Development workflow
+
+1. Clone the repository
+
+2. Install dependencies
+
+3. Run the development workflow
+
+4. Commit your changes
+
+5. Push your changes
+
+6. Create a pull request
+
+7. Wait for review
+
+8. Merge the pull request
```

**WIKIMANIA
SINGAPORE**



Bonus changes 2: Expanded script support

Pull request: <https://github.com/wikimedia/ws-export/pull/474>

```
src/Util/Util.php (1)  
-91,38 +91,9 @@ public static function encodeString( $string ) {  
91 -- -- return $map[$string];  
92 -- -- }  
93 -- -- $map[$string] = $string;  
94 -- -- $replacements = [  
95 -- -- ' [^\w\-\.\_\@] ' => 'a',  
96 -- -- ' [^\w\-\.\_\@] ' => 'b',  
97 -- -- ' [^\w\-\.\_\@] ' => 'c',  
98 -- -- ' [^\w\-\.\_\@] ' => 'd',  
99 -- -- ' [^\w\-\.\_\@] ' => 'e',  
100 -- -- ' [^\w\-\.\_\@] ' => 'f',  
101 -- -- ' [^\w\-\.\_\@] ' => 'g',  
102 -- -- ' [^\w\-\.\_\@] ' => 'h',  
103 -- -- ' [^\w\-\.\_\@] ' => 'i',  
104 -- -- ' [^\w\-\.\_\@] ' => 'j',  
105 -- -- ' [^\w\-\.\_\@] ' => 'k',  
106 -- -- ' [^\w\-\.\_\@] ' => 'l',  
107 -- -- ' [^\w\-\.\_\@] ' => 'm',  
108 -- -- ' [^\w\-\.\_\@] ' => 'n',  
109 -- -- ' [^\w\-\.\_\@] ' => 'o',  
110 -- -- ' [^\w\-\.\_\@] ' => 'p',  
111 -- -- ' [^\w\-\.\_\@] ' => 'q',  
112 -- -- ' [^\w\-\.\_\@] ' => 'r',  
113 -- -- ' [^\w\-\.\_\@] ' => 's',  
114 -- -- ' [^\w\-\.\_\@] ' => 't',  
115 -- -- ' [^\w\-\.\_\@] ' => 'u',  
116 -- -- ' [^\w\-\.\_\@] ' => 'v',  
117 -- -- ' [^\w\-\.\_\@] ' => 'w',  
118 -- -- ' [^\w\-\.\_\@] ' => 'x',  
119 -- -- ' [^\w\-\.\_\@] ' => 'y',  
120 -- -- ];  
121 -- -- mb_regex_encoding( 'UTF-8' );  
122 -- -- foreach ( $replacements as $search => $replace ) {  
123 -- --     $map[$string] = mb_ereg_replace( $search, $replace, $map[$string] );  
124 -- -- }  
125 -- -- $map[$string] = 'c' . $num . '_' . static::cutFilename( iconv( 'UTF-8',  
126 -- --     'ISO-8859-1//TRANSLIT', $map[$string] ) );  
127 -- -- $num++;  
128 -- -- return $map[$string];  
91 -- -- return $map[$string];  
92 -- -- }  
93 -- -- $map[$string] = $string;  
94 -- -- $map[$string] = transliterator_transliterate( 'Any-Latin; Latin-ASCII',  
95 -- --     $map[$string] );  
96 -- -- $map[$string] = mb_ereg_replace( ' [^\w\-\.\_\@] ', '_', $map[$string] );  
97 -- -- $num++;  
98 -- -- return $map[$string];  
99 -- -- }  
100 -- -- }  
101 -- -- }
```

↓
Less code!
↑



Bonus changes 2: Expanded script support

Pull request: <https://github.com/wikimedia/ws-export/pull/474>

```
tests/Util/UtilTest.php  
  
11 11 11 11 public function provideEncodeStringCases() {  
12 12 12 12     return [  
13 13 13 13         [ 'test_Δ00', '_test_Dou' ],  
14 14 14 14         [ 'foo', '____'_foo' ],  
15 15 15 15         [ 'æ,þ,η,η', '_æ_th_ēh_η' ],  
16 16 16 16         [ 'æ,þ,η,η', '_æ_th_e_η' ],  
17 17 17 17         [ '⌘', '_____'],  
18 18 18 18         [ 'Foø Bår', '____'_Foo_Bar' ],  
19 19 19 19         // Greek  
20 20 20 20         [ 'Ξεσκεπάζω την ψυχοφθόρα σας βδελυγμία', '_Xeskepazoh_tehn_psuchofth_ra_sas_bdelugm_a' ],  
21 21 21 21         [ 'Ξεσκεπάζω την ψυχοφθόρα σας βδελυγμία', '_Xeskepazo_ten_psychophtora_sas_bdelygmia' ],  
22 22 22 22         // Cyrillic  
23 23 23 23         [ 'ЛюбЯ сѣшь щипцы вѣдохнѣт мѣр кайф жгуч', '_Lyubya_seshy_shtipsy_vzdohnyot_mer_kayf_zhgutch' ],  
24 24 24 24         [ 'ЛюбЯ сѣшь щипцы вѣдохнѣт мѣр кайф жгуч', '_Luba_s_es_sipcy_vzdohnet_mer_kajf_zguc' ],  
25 25 25 25         // Arabic  
26 26 26 26         [ 'ابجد هوز حـظـنـ كلـنـ عـفـسـ قـرـشـ ثـذـ ظـعـغـ', '_abjd_hwaz_huty_klamun_sa_fas_qurishat_thakhadau_dazagh' ],  
27 27 27 27         // Hebrew  
28 28 28 28         [ 'אמא בביג דרק עיוגו טפופו כו אהא', '_tjip_bq_ns_drq_m_zgn_s_tpwpx_ky_h_m' ],  
29 29 29 29         // Polish  
30 30 30 30         [ 'Zażółć gęślą jaźń', '_Zazolc_gesla_jazn' ],  
31 31 31 31         // Turkish  
32 32 32 32         [ 'Pijamali hasta yağız şoföre çabucak güvendi', '_Pijamali_hasta_yagiz_sofore_cabucak_guveni' ],  
33 33 33 33         // Czech  
34 34 34 34         [ 'Prilís zlutoučky kůň upěl děbelské ody', '_Prilis_zlutoucky_kun_upel_dabelske_ody' ],  
35 35 35 35         // Danish  
36 36 36 36         [ 'Hoj bly gom vandt fraek sexquiz på wc', '_Hoj_bly_gom_vandt_fraek_sexquiz_pa_wc' ],  
37 37 37 37         // Esperanto  
38 38 38 38         [ 'Eble ĉiu kvazaŭ-deca fuŝhorajo ĝojigos homtipon', '_Eble_ciu_kvazau_deca_fushorajo_gojigos_homtipon' ],  
39 39 39 39     ];  
40 40 40 40 }
```




Many more scripts supported!



Thank you!

**See you again in future
hackathons ;-)**

**WIKIMANIA
SINGAPORE**





**WIKIMANIA
SINGAPORE**

Inspired by the beauty of national flowers of ESEAP countries



**WIKIMANIA
SINGAPORE**



**WIKIMANIA
SINGAPORE**



**WIKIMANIA
SINGAPORE**