



Vertical neon sign with Japanese characters: 東京の未来

Vertical neon sign with Japanese characters: 未来の東京

WIKIIPPALIA IS SERIOUS BUSINESS

Every edit counts in the digital frontier.



(Content moderation)

Screening user-generated content

(Content moderation)

Screening user-generated content

Unlike social media:

- Goal isn't profit
- Undertaken by volunteers
- Based on rules created by volunteers
- Affects users, but also the “product”

(Content moderation)

Screening user-generated content

Unlike social media:

- Transparency!

Blocking

- Blocking leaves a paper trail called the “block log”

Blocking

- Blocking leaves a paper trail called the “block log”
- The block log is publicly visible and can be queried

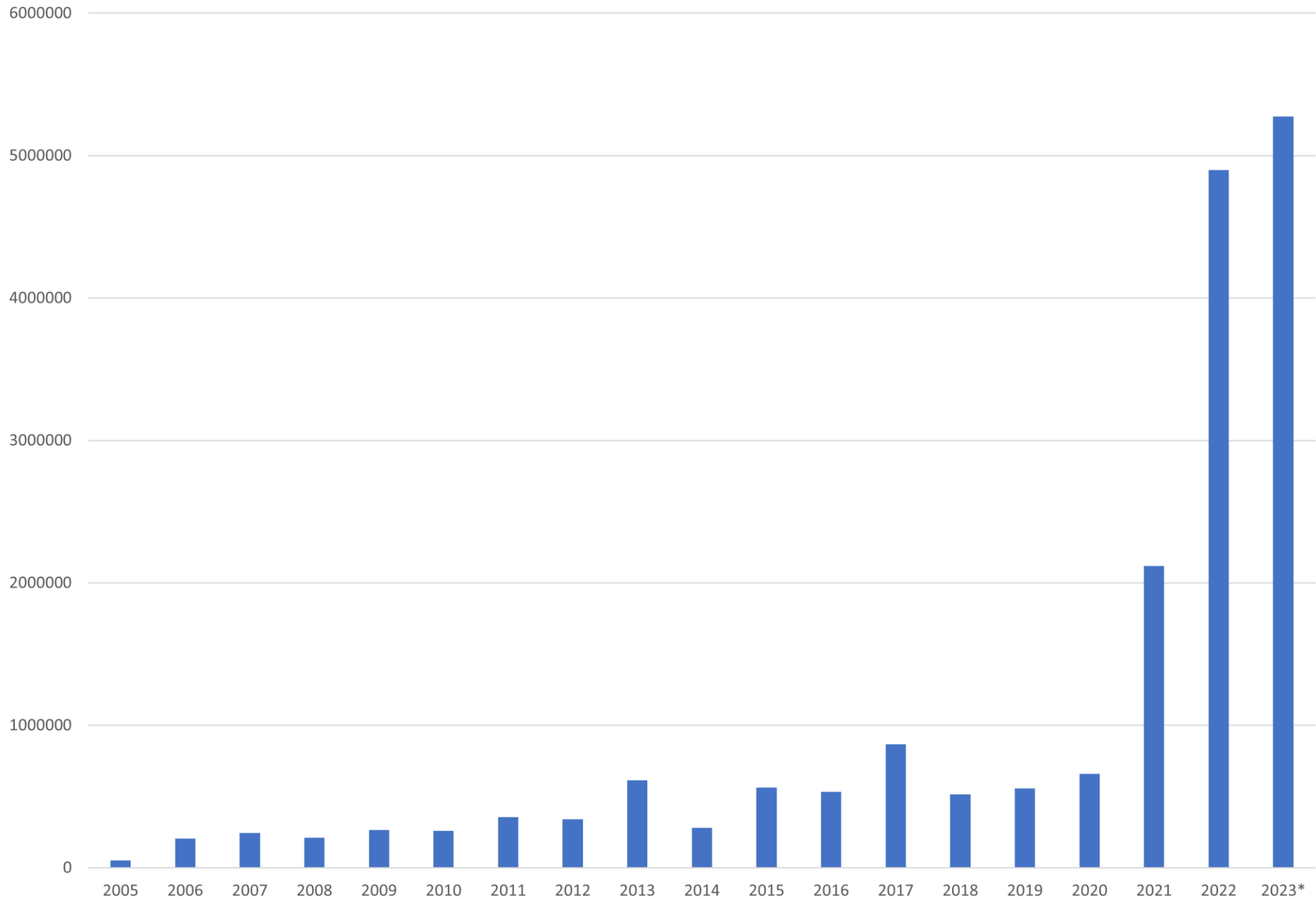
Blocking

- Blocking leaves a paper trail called the “block log”
- The block log is publicly visible and can be queried

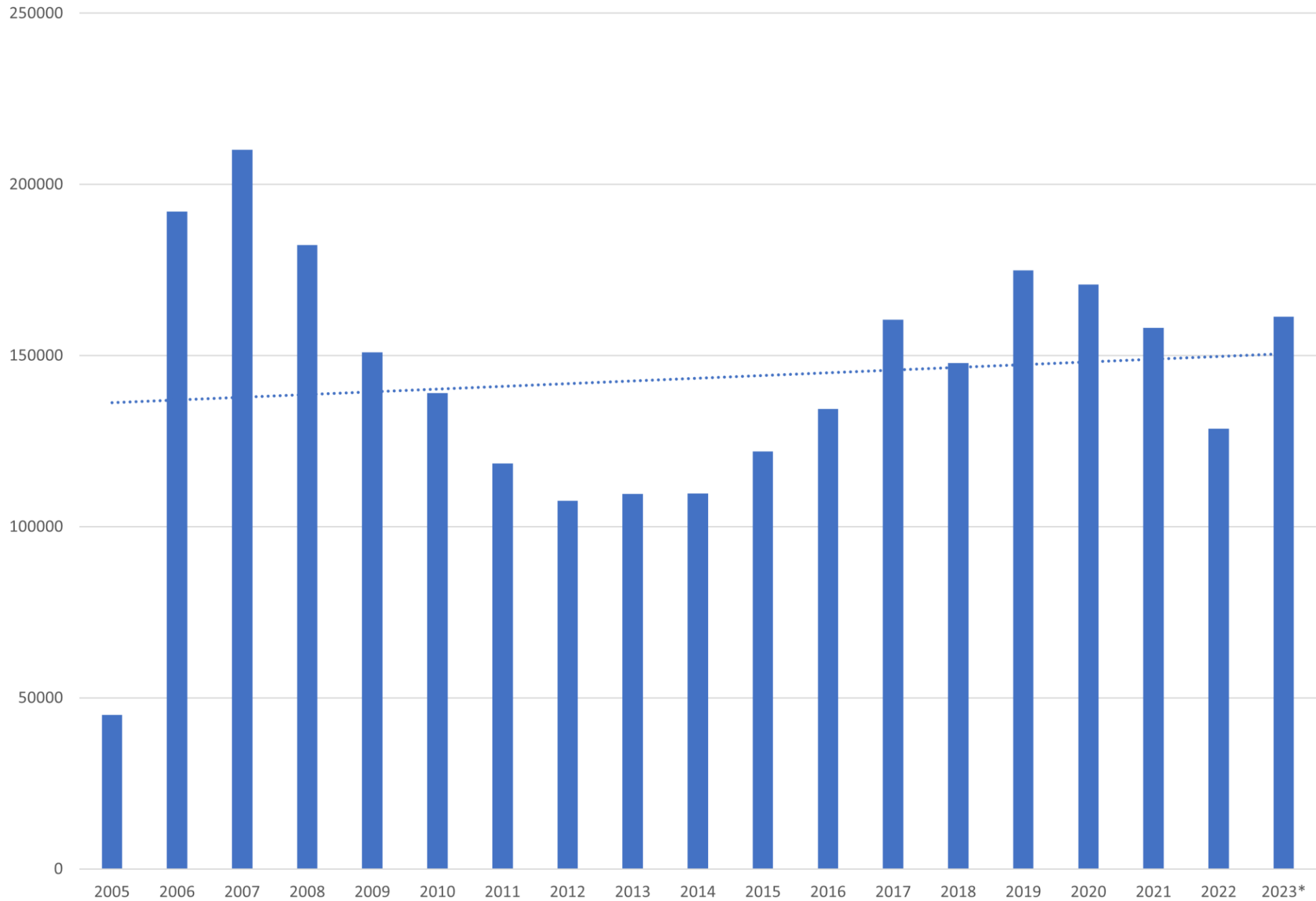
- Thanks for the Quarry help: Cryptic, Novem Linguae, Lectrician1, Isochrone, JJMC89



Blocks per year

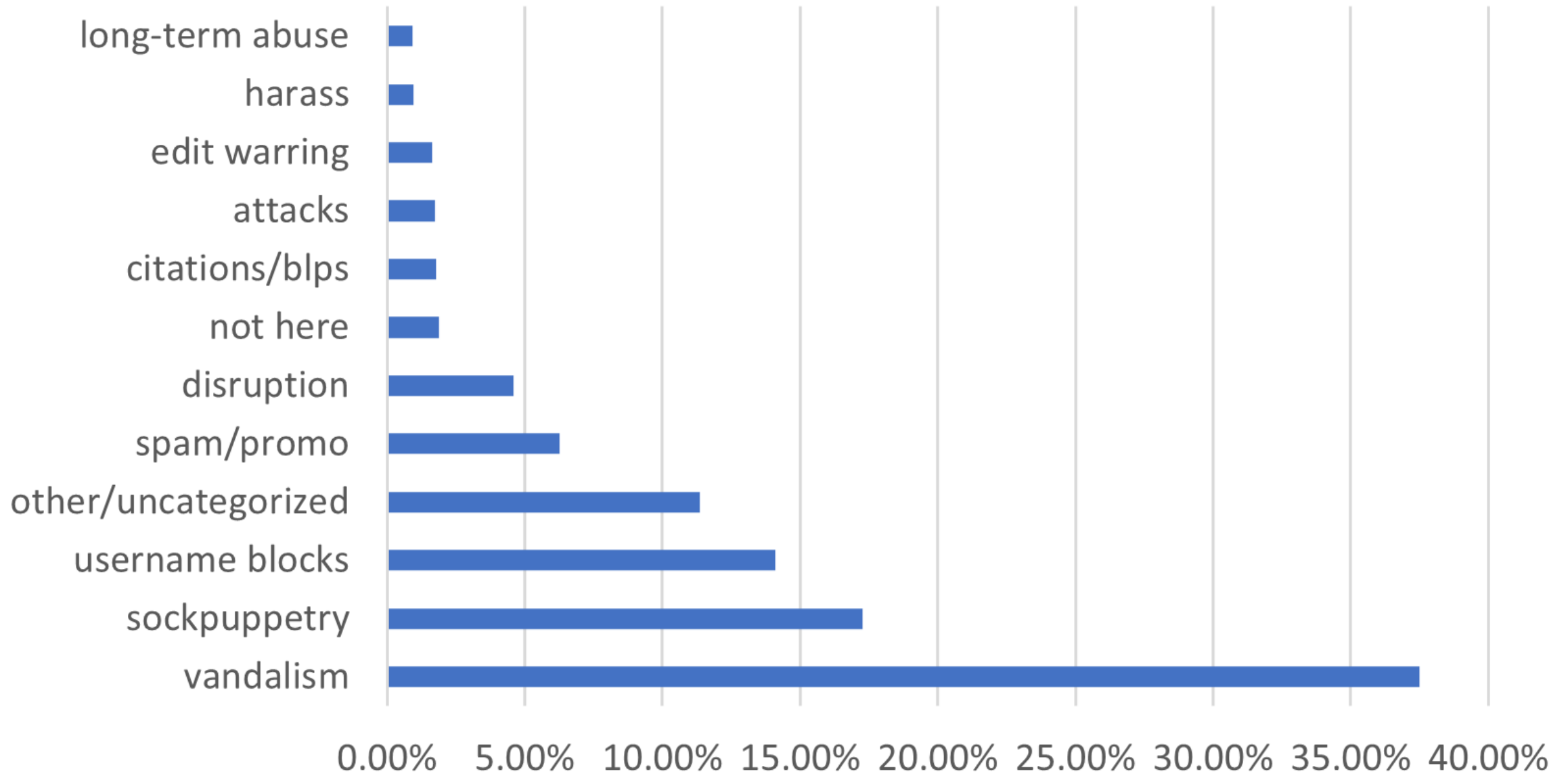


Blocks per year (other than proxies)

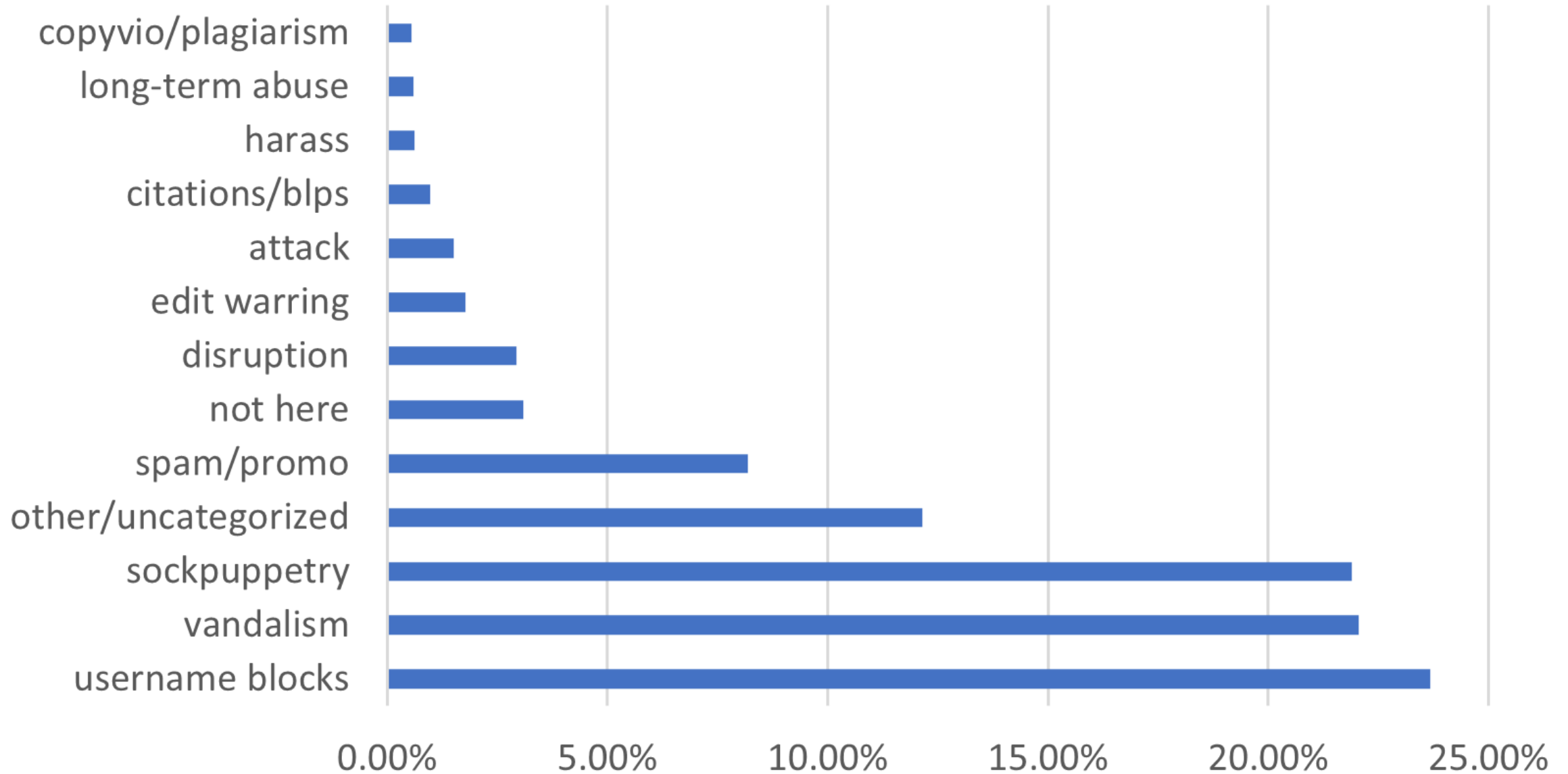


But why?

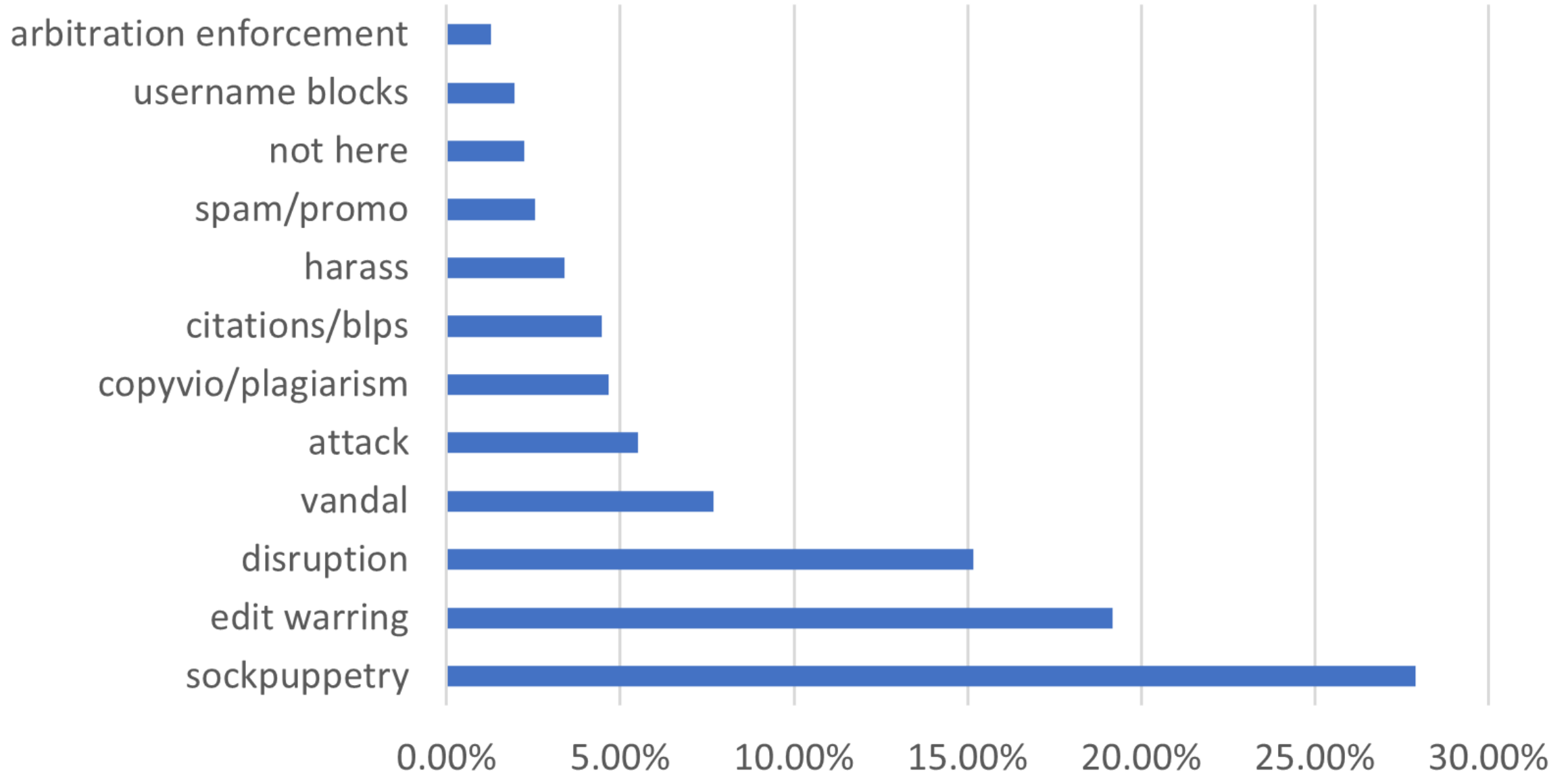
Block reasons (all non-proxy blocks)



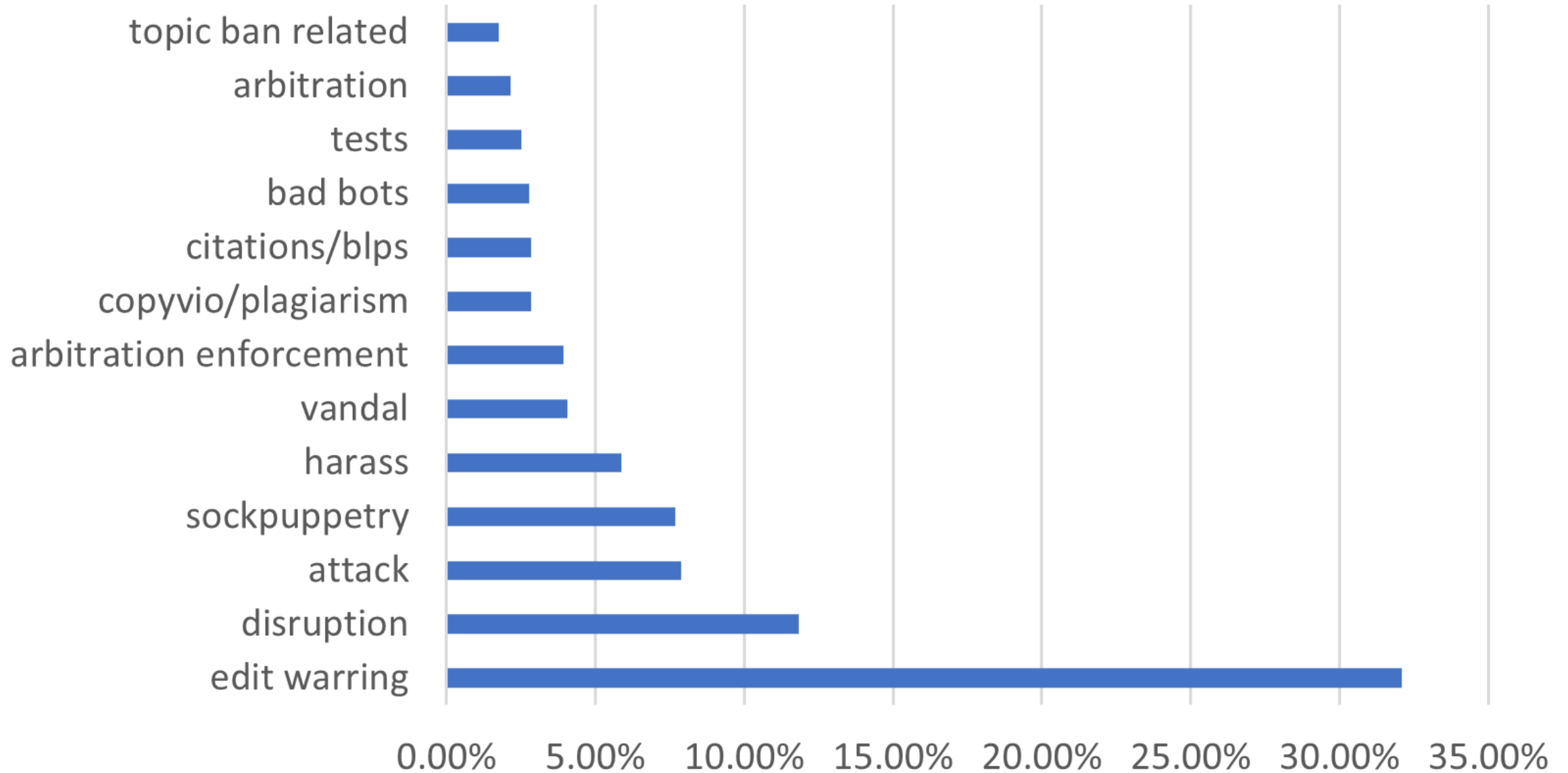
Blocks reasons (accounts only)



Block reasons >100 edits



Block reasons >10,000 edits



**Newbie vs.
experienced user
blocks**

	10001+	1001-10000	101-1000	1-100	IP
edit warring	32.09%	28.27%	13.25%	0.69%	1.44%
disruption	11.83%	16.19%	15.46%	2.17%	7.03%
not here	0.36%	1.11%	3.02%	3.15%	0.12%
attack	7.87%	7.37%	4.36%	1.25%	2.08%
harass	5.87%	4.25%	2.57%	0.45%	1.48%
vandal	4.07%	4.84%	9.45%	22.95%	60.19%
spam/promo	0.60%	1.03%	3.48%	8.53%	3.47%
copyvio/plagiarism	2.83%	5.18%	4.84%	0.30%	0.11%
sockpuppetry	7.69%	18.97%	35.24%	21.53%	10.47%
citations/blps	2.83%	4.68%	4.72%	0.76%	2.91%
tests	2.52%	0.63%	0.40%	0.10%	0.09%
arbitration enforcement	3.93%	1.86%	0.53%	0.01%	0.01%
user request	1.18%	0.58%	0.17%	0.02%	0.02%
legal threats	0.30%	0.62%	0.56%	0.12%	0.15%
comrpomised	0.75%	0.59%	0.46%	0.05%	0.01%
bad bots	2.78%	0.39%	0.09%	0.01%	0.01%
username blocks	0.83%	0.87%	2.58%	25.02%	0.05%
topic ban related	1.74%	1.25%	0.43%	0.01%	0.01%
arbitration	2.14%	1.38%	0.37%	0.02%	0.02%

	10001+	1001-10000	101-1000	1-100	IP
edit warring	32.09%	28.27%	13.25%	0.69%	1.44%
disruption	11.83%	16.19%	15.46%	2.17%	7.03%
not here	0.36%	1.11%	3.02%	3.15%	0.12%
attack	7.87%	7.37%	4.36%	1.25%	2.08%
harass	5.87%	4.25%	2.57%	0.45%	1.48%
vandal	4.07%	4.84%	9.45%	22.95%	60.19%
spam/promo	0.60%	1.03%	3.48%	8.53%	3.47%
copyvio/plagiarism	2.83%	5.18%	4.84%	0.30%	0.11%
sockpuppetry	7.69%	18.97%	35.24%	21.53%	10.47%
citations/blps	2.83%	4.68%	4.72%	0.76%	2.91%
tests	2.52%	0.63%	0.40%	0.10%	0.09%
arbitration enforcement	3.93%	1.86%	0.53%	0.01%	0.01%
user request	1.18%	0.58%	0.17%	0.02%	0.02%
legal threats	0.30%	0.62%	0.56%	0.12%	0.15%
comrpomised	0.75%	0.59%	0.46%	0.05%	0.01%
bad bots	2.78%	0.39%	0.09%	0.01%	0.01%
username blocks	0.83%	0.87%	2.58%	25.02%	0.05%
topic ban related	1.74%	1.25%	0.43%	0.01%	0.01%
arbitration	2.14%	1.38%	0.37%	0.02%	0.02%

Blocking trends

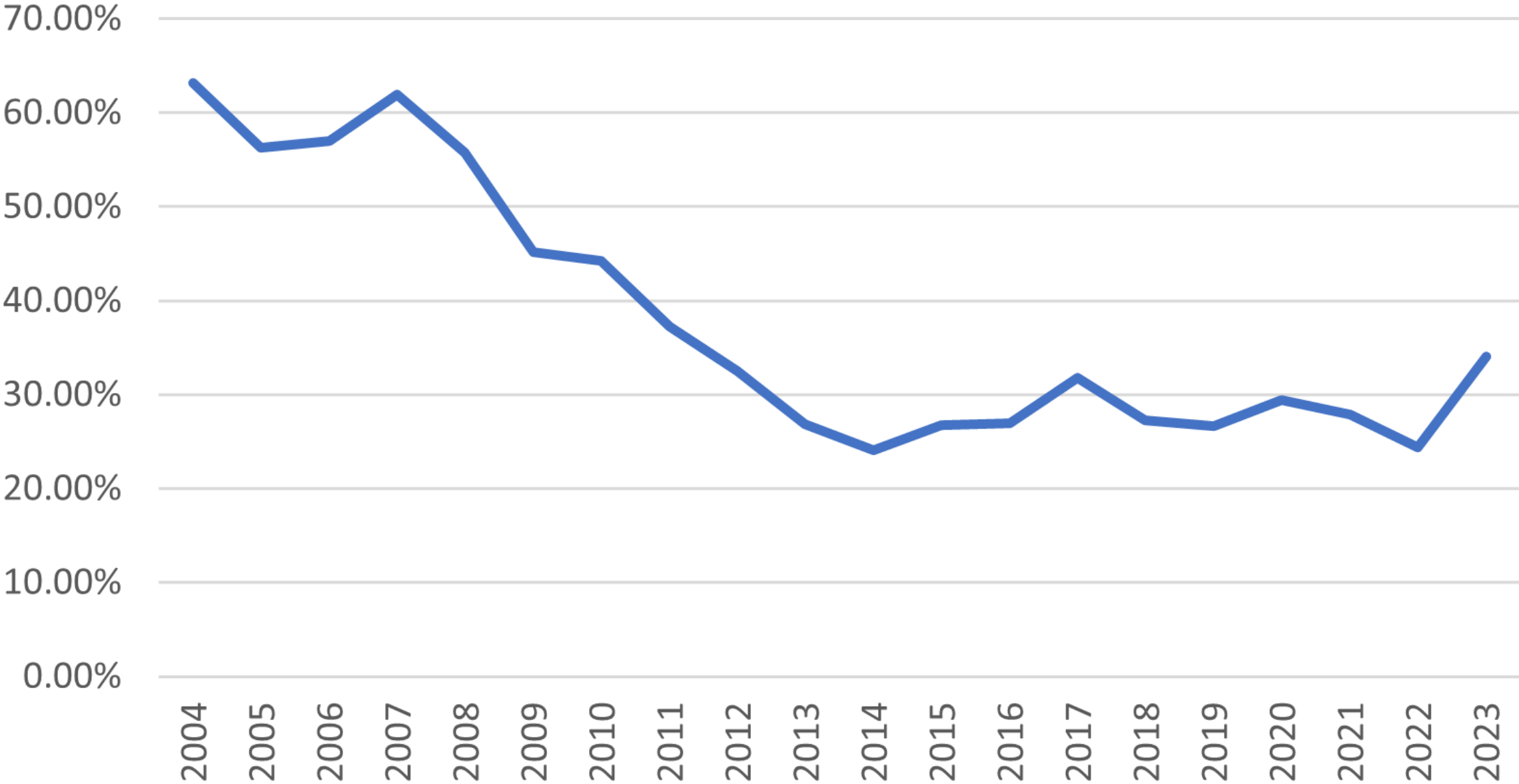
edit warring

12.00%
10.00%
8.00%
6.00%
4.00%
2.00%
0.00%

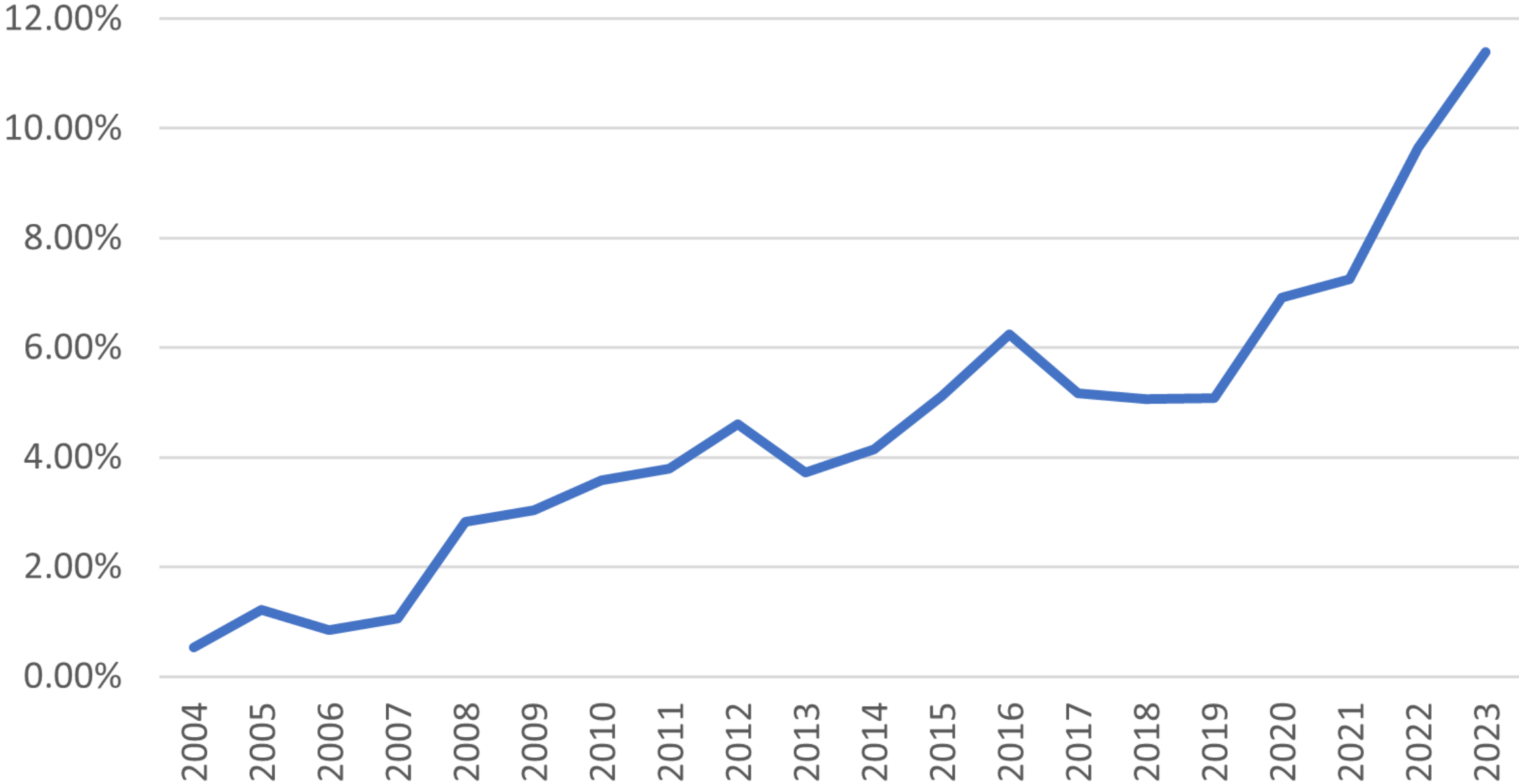
2004 2005 2006 2007 2008 2009 2010 2011 2012 2013 2014 2015 2016 2017 2018 2019 2020 2021 2022 2023



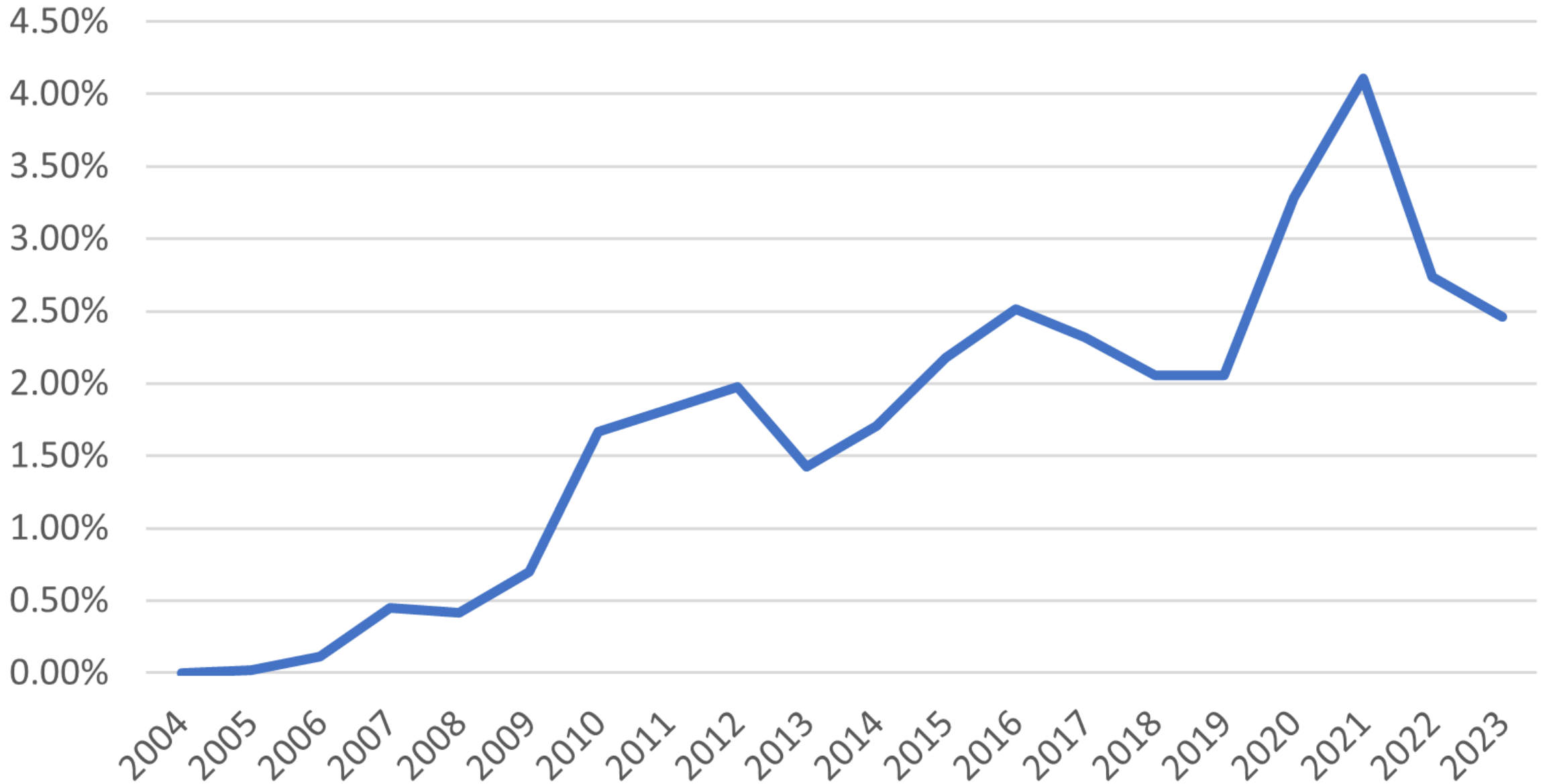
vandalism



disruption



citations/blp



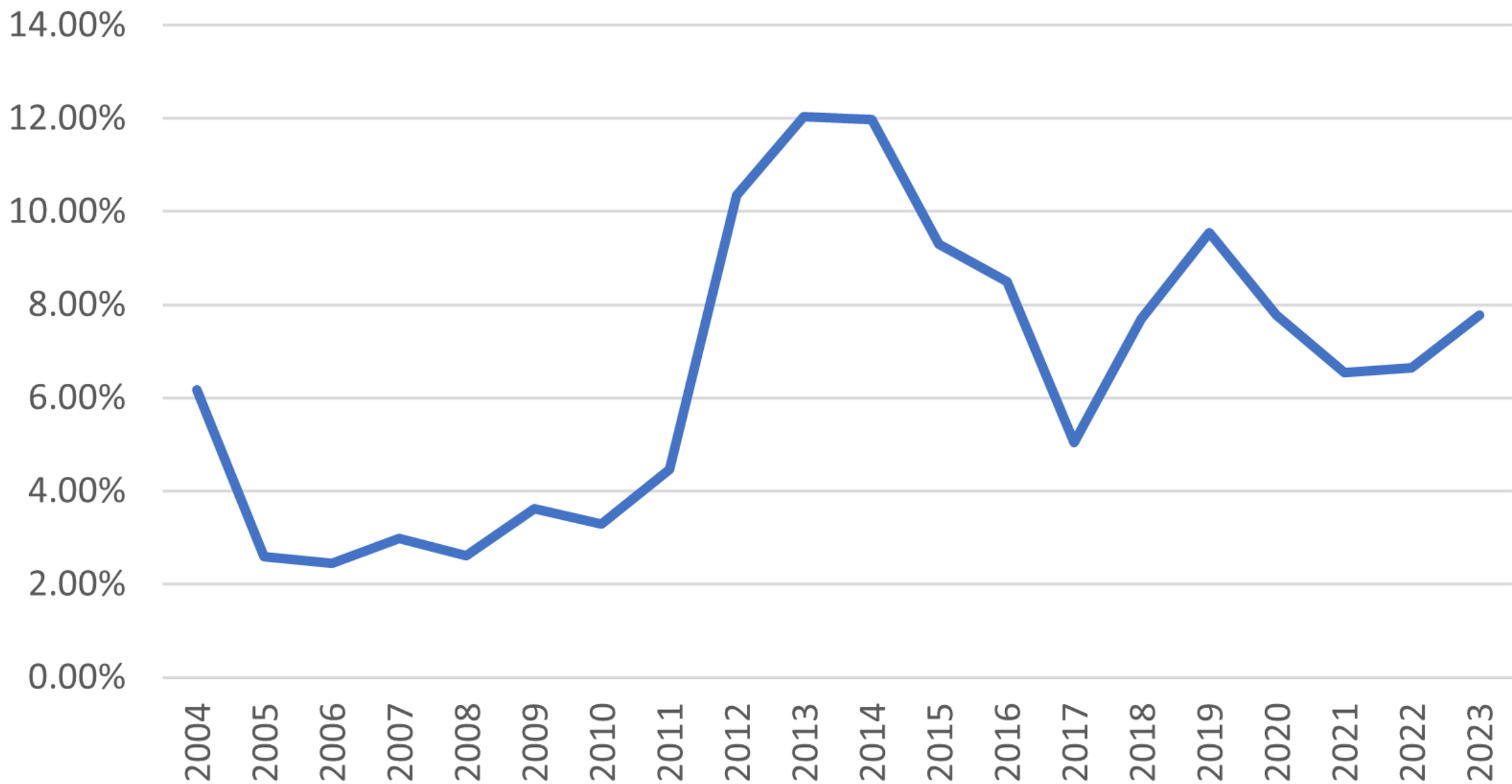
sockpuppetry

30.00%
25.00%
20.00%
15.00%
10.00%
5.00%
0.00%

2004 2005 2006 2007 2008 2009 2010 2011 2012 2013 2014 2015 2016 2017 2018 2019 2020 2021 2022 2023



spam/promo



not here

6.00%
5.00%
4.00%
3.00%
2.00%
1.00%
0.00%

2004 2005 2006 2007 2008 2009 2010 2011 2012 2013 2014 2015 2016 2017 2018 2019 2020 2021 2022 2023





THANK YOU, THAT'S THE END

